






















## LA County Behavioral Health Framework – SAPC Gaps (December 2021)

Level of Substance Use Disorder (SUD) Care	Strategic Growth Needs	
	CURRENT STATUS	SPA WITH HIGHEST NEEDS
Outpatient Withdrawal Management 1-WM & 2-WM – Adult		3, 4, 5, 6, 7
Residential Withdrawal Management 3.2-WM – Adult		1, 4, 5, 6, 7
Inpatient Withdrawal Management 3.7-WM & 4-WM – Adult		1, 4, 5, 6, 7
Residential 3.1 – Adult		
Residential 3.3 – Adult		4, 5, 6, 7
Residential 3.5 – Adult		
Residential 3.1 / 3.5 – Youth		2, 3, 4, 5, 6, 7, 8
Opioid Treatment Program (OTP) – Youth		3, 4, 5, 6, 8
Outpatient 1.0 – Youth		1, 6
Intensive Outpatient 2.1 – Adult		5, 6
Recovery Bridge Housing – Adult Only		

## LA County Behavioral Health Framework – DMH Gaps (May 2022)

Level of Care	Strategic Growth Needs	
	CURRENT STATUS	SPA WITH HIGHEST NEEDS
Acute Inpatient Psychiatry (GACH)		7
Acute Inpatient Psychiatry (APH)		1, 5, 6
Acute Inpatient Psych (Youth)		1, 5
Psychiatric Health Facilities		1, 2, 3, 4, 7
Skilled Nursing Facilities – Medical		1, 3, 4, 5, 6, 7
Skilled Nursing Facilities - STP		1, 2, 4, 6, 7
Mental Health Rehabilitation Center		1, 2, 3, 5, 7
Enriched Residential Facility		1, 5, 6, 8
Crisis Residential Treatment Program		1, 3
Intensive Outpatient Program / Partial Hospitalization Program*		ALL
Crisis Stabilization Unit		7