

DMH Disaster Services Workers Deployment

Deployment of DMH employees as Disaster Services Workers (DSW)

- DMH has deployed a total of 270 employees as of May 22, 2020.
- This number fluctuates daily based on the refusal rate of employees who do not want to be deployed.
- The team has completed its efforts to swap out the clinical staff for the administrative deployed by the CEO; 10 clinical staff will be returned to DMH by this week.
- Some of the employees who declined their DSW assignment and were removed from the DSW list, will be added back to the roster so that they be deployed to DPH for the Tracer Program
- 42 Clinical (Managers/Essential) staff were removed from the Clinical roster

	Administrative	Clinical	Promotores	Total
➤ Total DMH DSW Inventory	86	189	15	290
Tier 1 – Admin/Project Roomkey-CEO Deployment	73	15	0	88
Project Roomkey	0	13	0	13
Tier 2 - QI (1 site)	0	11	0	11
Tier 3 - Shelters	1	72	15	88
HOME Teams	2	16	0	18
Veterans Warm Line	0	10	0	10
Warm Line Call Center	0	42	0	42
Contact Tracer Program	6			6
➤ Total DMH Employees Deployed as DSWs	76	179	15	270
➤ Total DSWs Available	4	10	0	14

Women's and Men's Community Reintegration

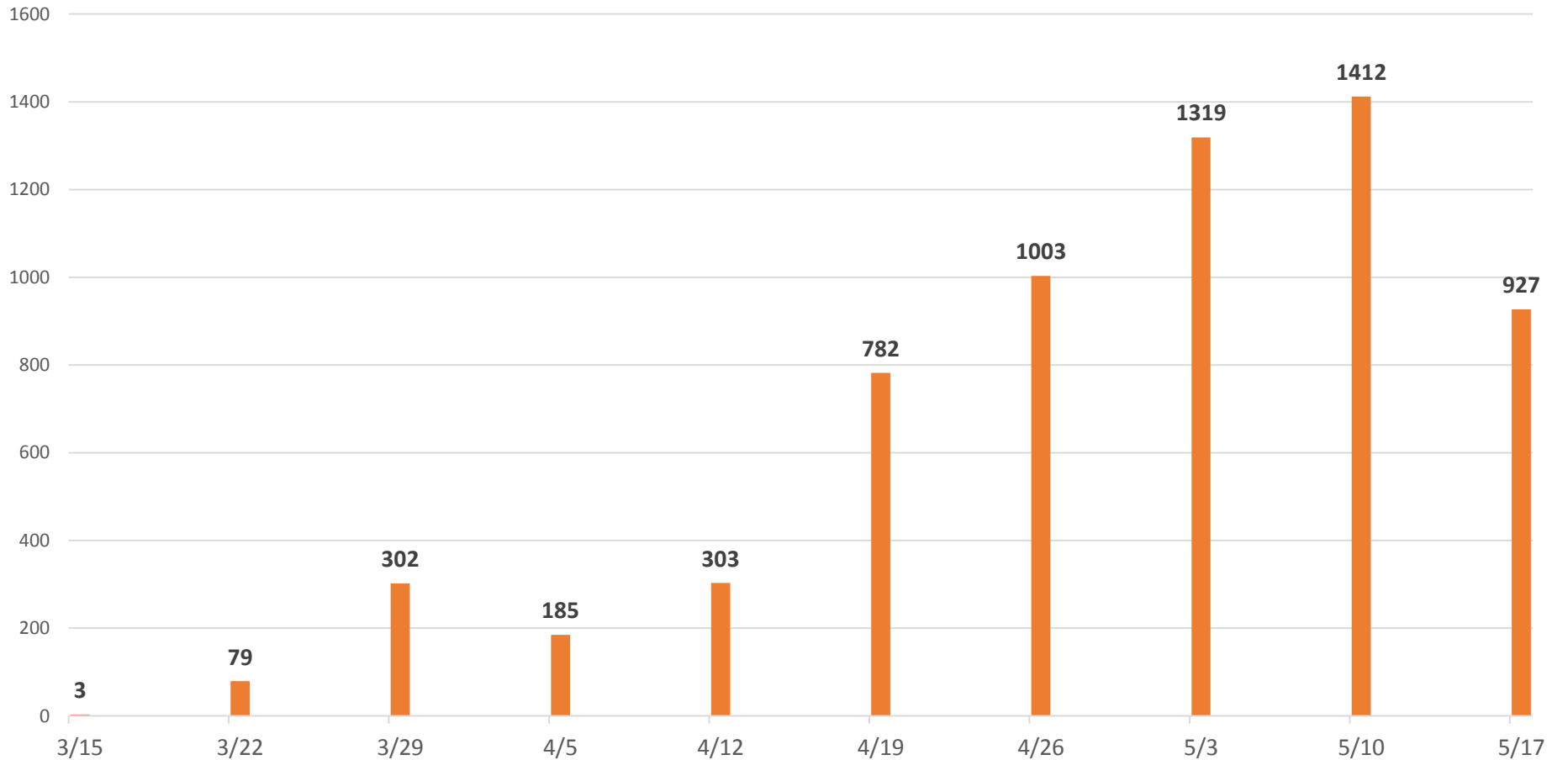
- Referrals from Jail Releases have decreased due to inability to
- in-reach in jails

Program	# of Referrals from Jail Releases	# of Intakes
Men's Community Reintegration	26	13
Women's Community Reintegration	21	29

Data as of 5/21/2020

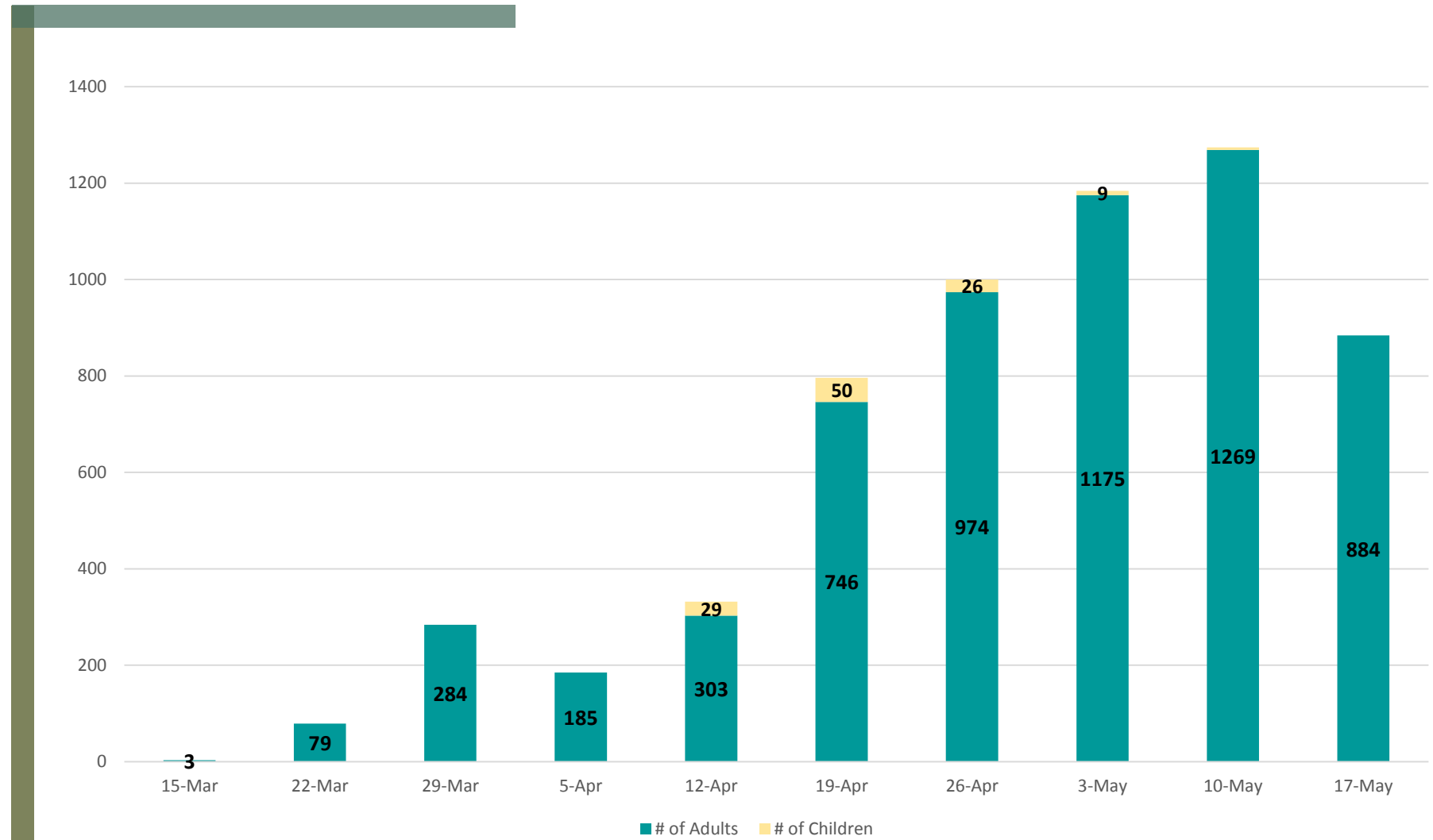
Unique Individuals Served in Shelters

- This is the sum of unique individuals served as reported by each DSW across all Service Areas each week.
- It is possible for different shelter workers to interact with same client any given day.



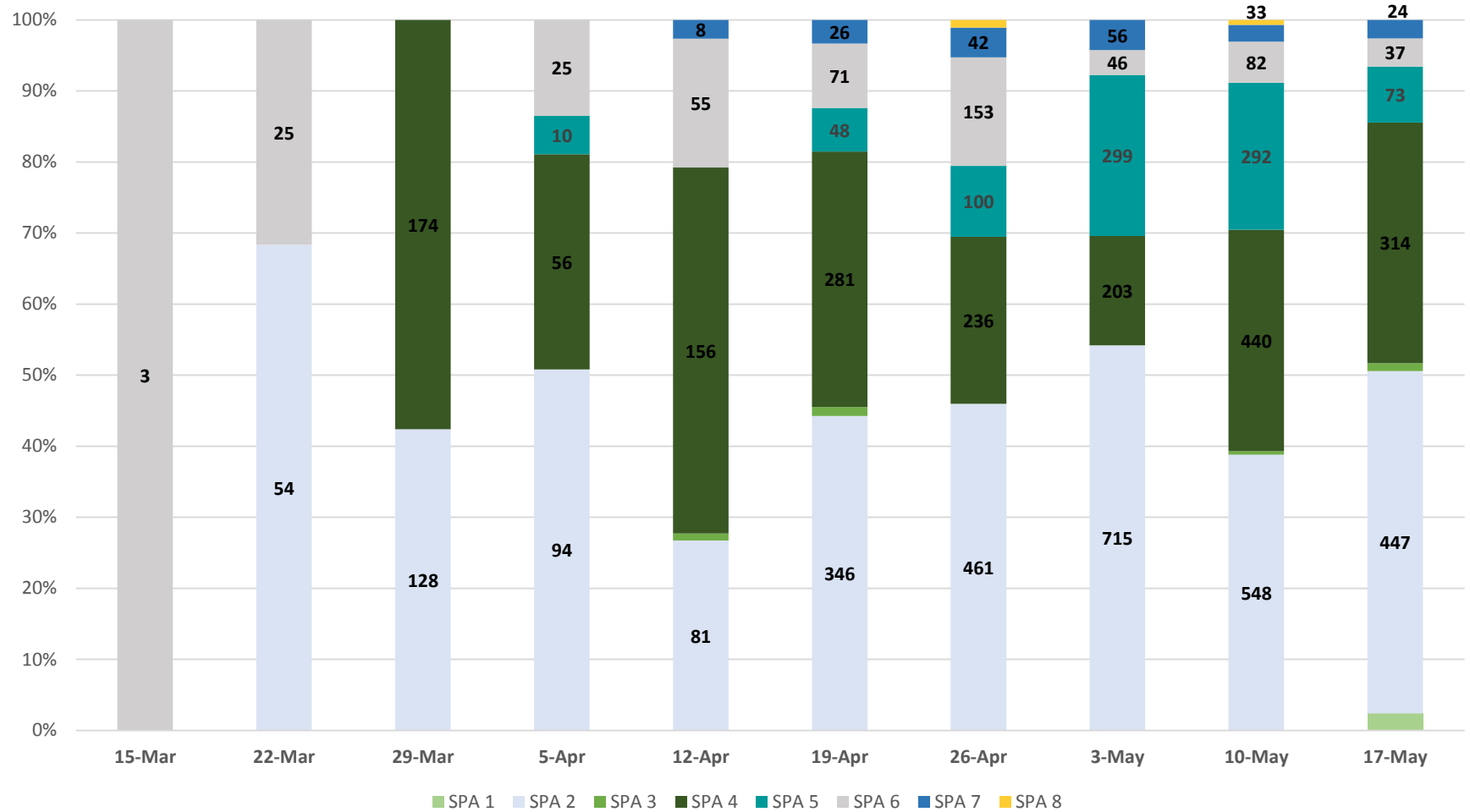
Unique Individuals Served in Shelters by Age Grouping

- This is the sum of unique individuals served as reported by each DSW across all Service Areas each week.
- It is possible for different shelter workers to interact with same client any given day.



Unique Individuals Served by Week and by Service Area

- This is the sum of unique individuals served as reported by each DSW across all Service Areas each week.
- It is possible for different shelter workers to interact with same client any given day.



Number of Clients Matched/Placed in PSH

Data reflected is based on surveys entered through 5/21/2020

