



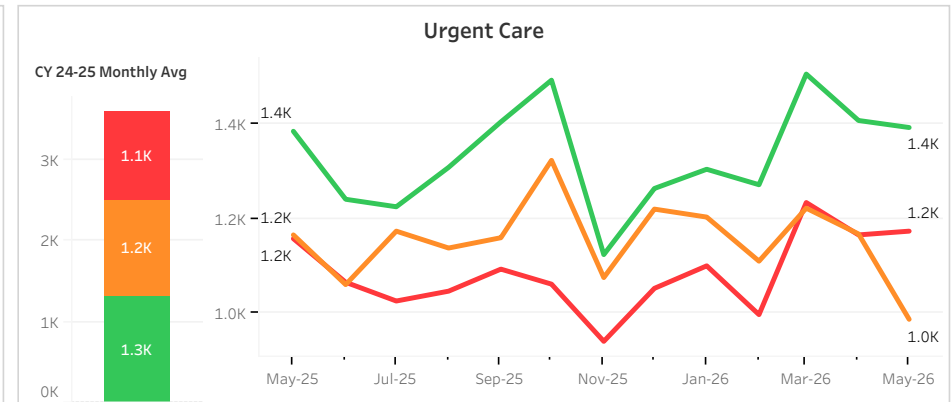
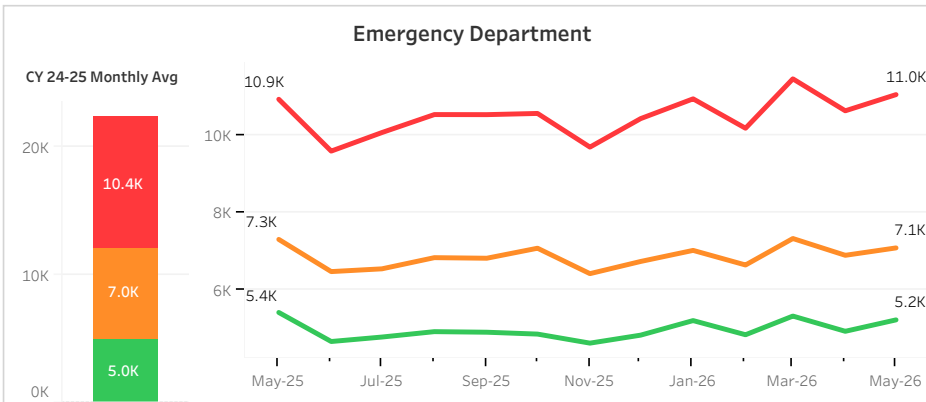
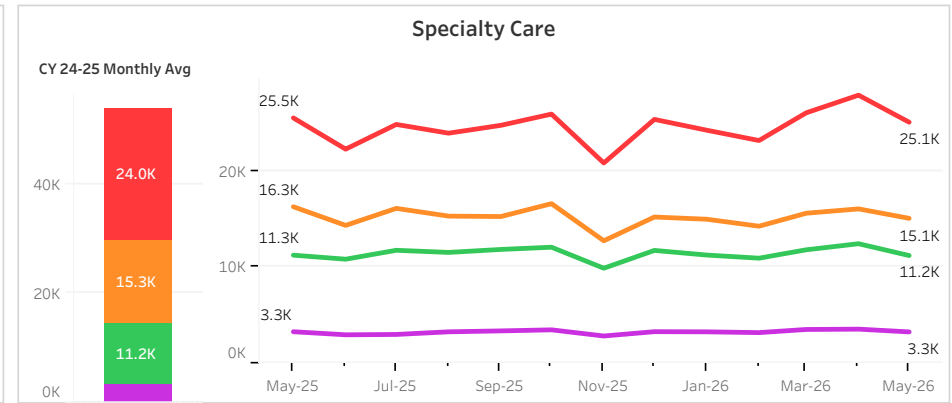
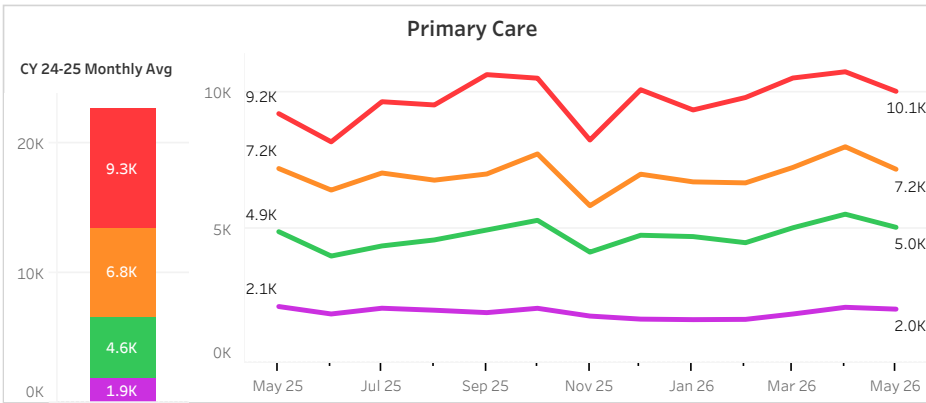
# LA COUNTY DEPARTMENT OF HEALTH SERVICES DASHBOARD



MAY 2026

## Visit Volumes - Hospitals

LA General Harbor OVMC Rancho

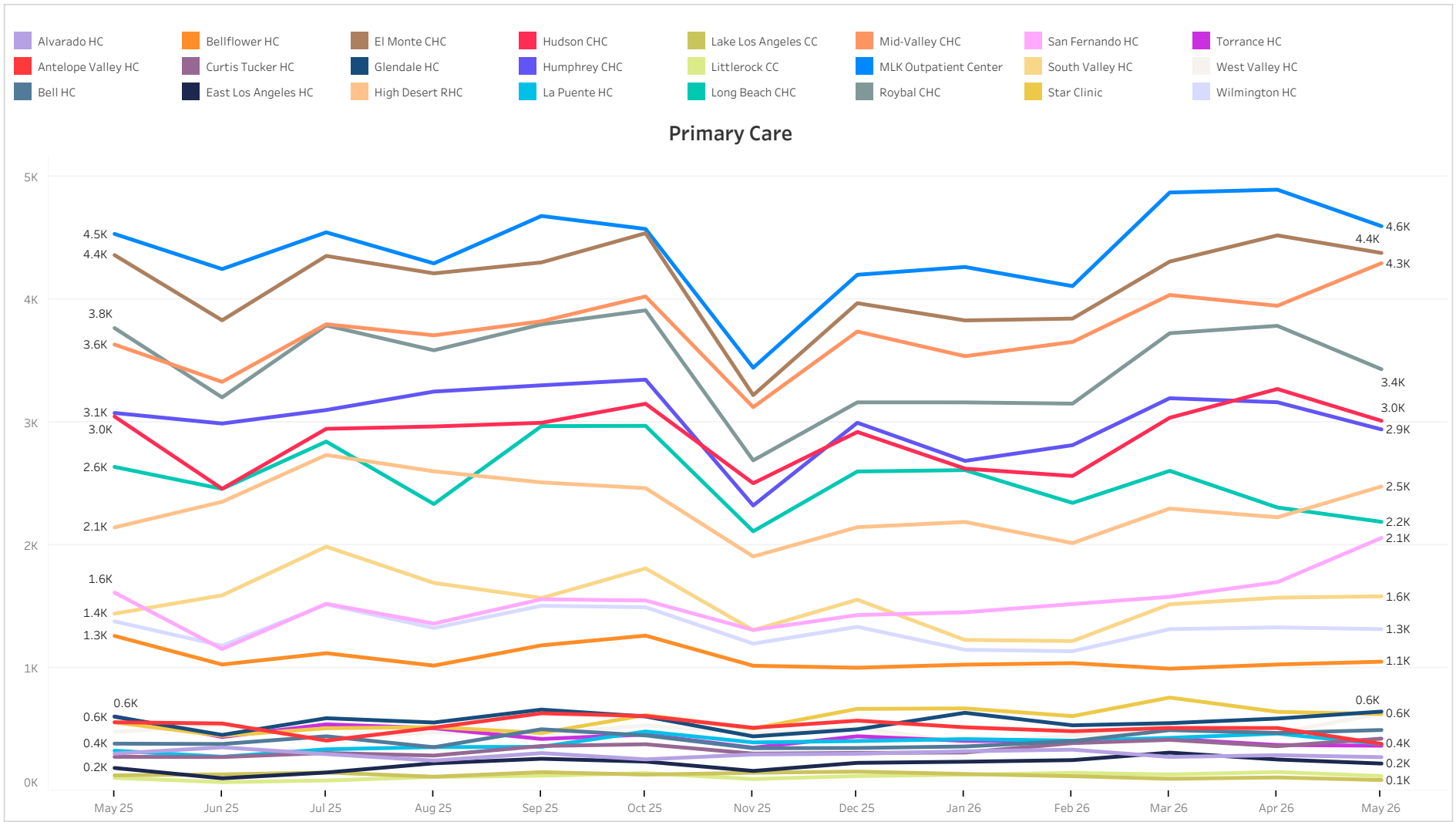


\* Excludes COVID-only vaccination visits. Includes general Primary Care clinic capacity, specialized Primary Care clinics are excluded; includes all empanelable providers. ED visit volume excludes psychiatric emergency patients.  
 \* Non-CCC locations offering continuing care services are included. The OVMC numbers were updated and no longer include "Peds CCC Same Day" since they are exclusively used for Urgent Care.

Source: ELM Analytics

This document, report and/or data product, including any attachments, whether in printed or electronic form, is intended only for the designated person or entity. This document, report and/or data product, including any attachments, may contain confidential information that is legally privileged and protected from unauthorized disclosure under federal, State, and local laws and/or regulations including, but not limited to, the Health Insurance Portability and Accountability Act of 1996. (See §45 Code of Federal Regulations Parts 160 and 164). Any further disclosure, copying, distribution, or use of any confidential or protected information contained in this document, report and/or data product, including any attachments, is strictly prohibited and may be punishable by law.

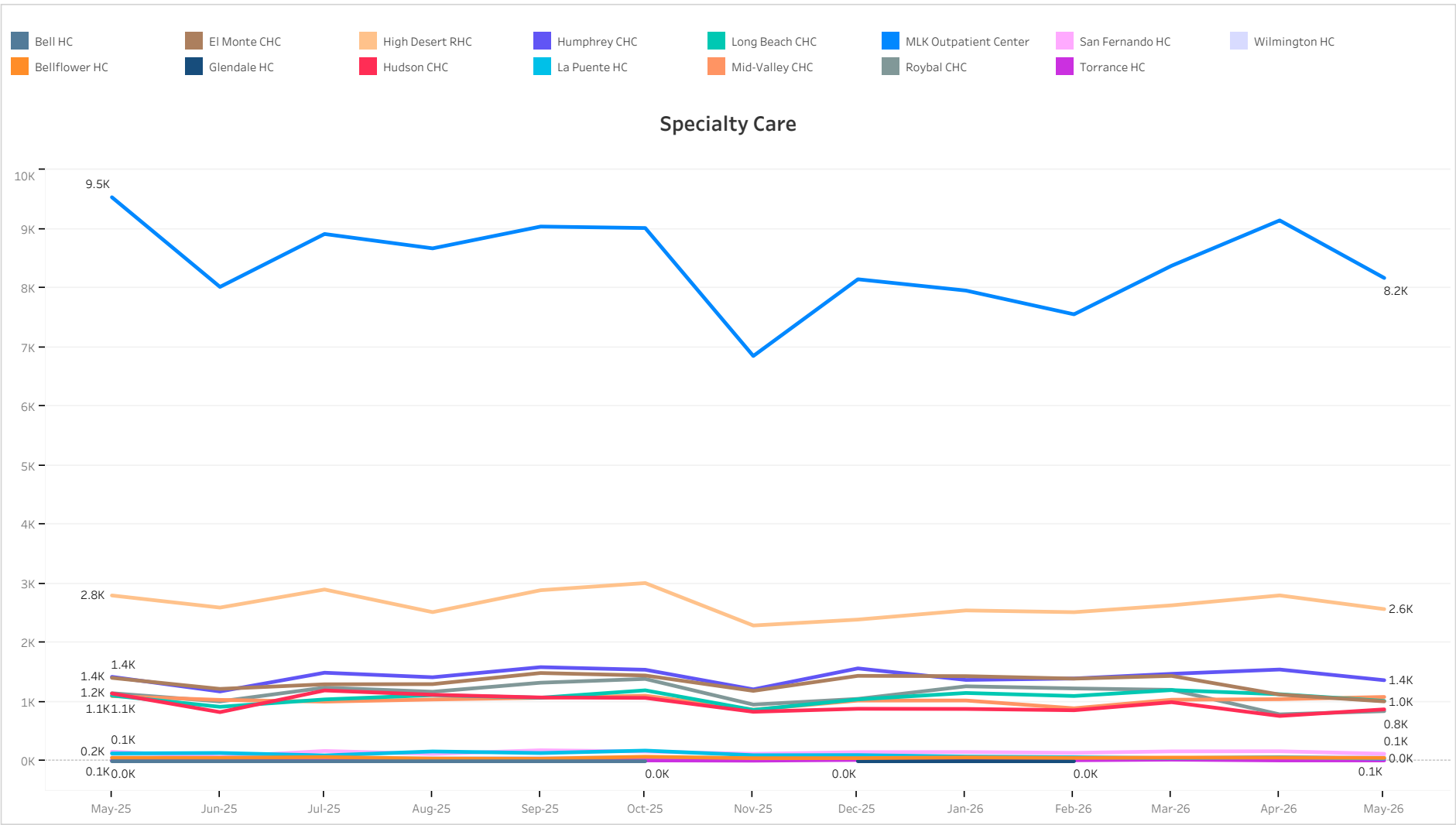
# Visit Volumes - Ambulatory Care Network



\* Excludes COVID-only vaccination visits. Includes general Primary Care clinic capacity, specialized Primary Care clinics are excluded; includes all empanelable providers.

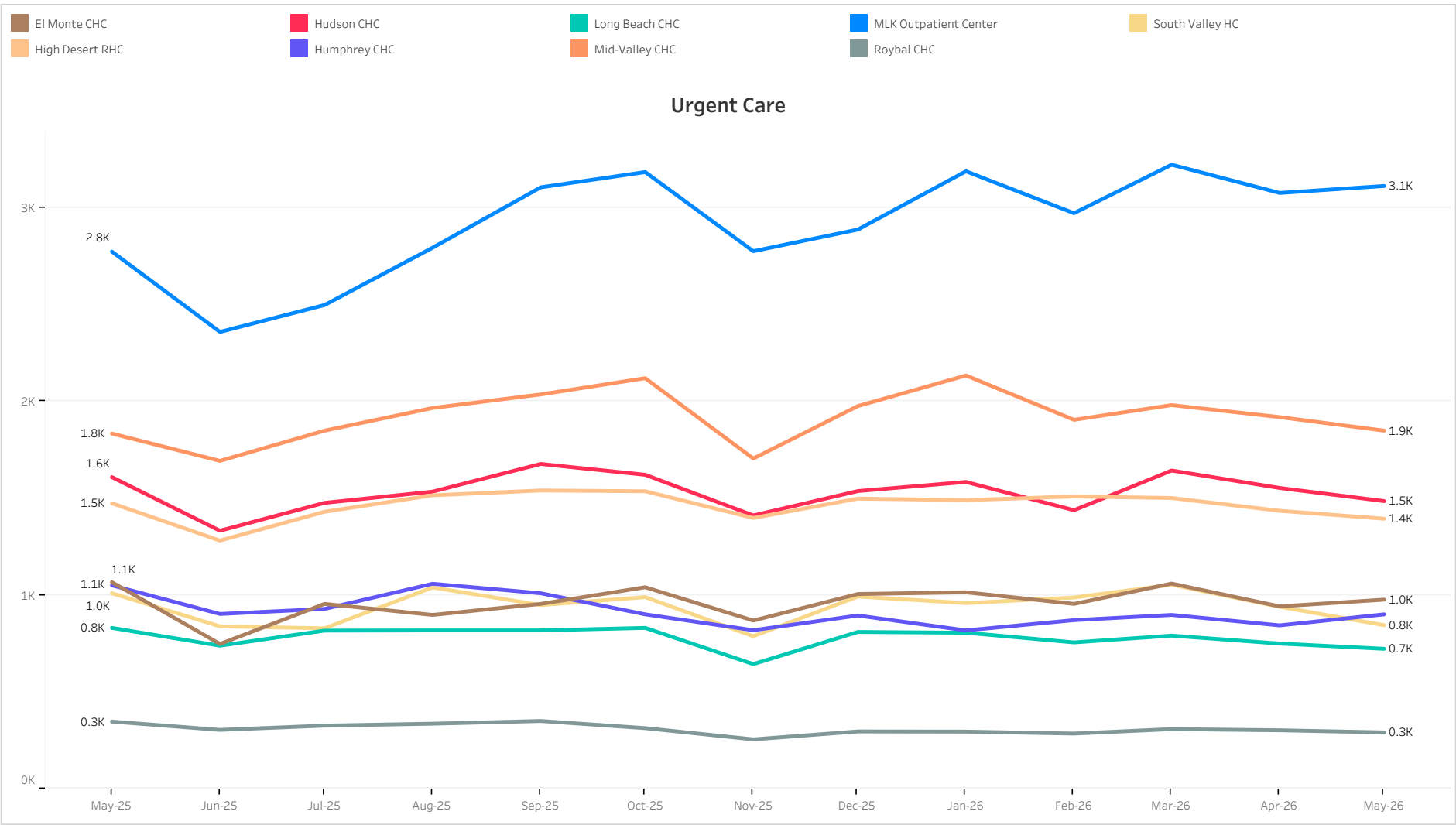
Source: ELM Analytics

# Visit Volumes - Ambulatory Care Network



Source: ELM Analytics

# Visit Volumes - Ambulatory Care Network



\*Non-CCC locations offering continuing care services are included.

Source: ELM Analytics

## Visit Volumes by Specialty - all DHS

Specialty	May 25	Jun 25	Jul 25	Aug 25	Sep 25	Oct 25	Nov 25	Dec 25	Jan 26	Feb 26	Mar 26	Apr 26	May 26
Ophthalmology	8,479	7,445	8,097	8,158	8,288	8,783	7,177	8,245	8,131	7,223	8,511	9,179	8,277
Surgery - Orthopaedics	4,964	4,387	4,957	4,662	4,761	5,225	3,951	4,678	4,599	4,314	4,597	4,929	4,448
OB/GYN - GYN - General	4,768	4,161	4,783	4,635	4,602	4,693	3,836	4,623	4,248	4,275	4,481	4,544	4,174
Internal Medicine - Hematology/Oncology	3,843	3,453	3,905	3,749	3,717	3,993	3,246	3,816	3,619	3,409	3,551	3,944	3,520
Surgery - Urology	3,216	2,711	3,175	3,017	3,141	3,216	2,571	3,083	2,929	2,716	2,922	3,053	2,935
Internal Medicine - Cardiology	2,908	2,486	2,701	2,909	2,921	2,894	2,388	2,796	2,780	2,747	3,111	2,967	2,876
Dermatology	2,819	2,474	2,618	2,642	2,706	2,977	2,178	2,679	2,397	2,351	2,472	2,874	2,556
Internal Medicine - Endocrinology	2,674	2,457	2,740	2,440	2,614	2,693	2,084	2,568	2,609	2,535	2,706	2,833	2,716
Otolaryngology	2,768	2,236	2,623	2,640	2,450	2,756	2,139	2,457	2,425	2,208	2,390	2,816	2,472
OB/GYN - Obstetrics	2,506	2,343	2,651	2,375	2,515	2,652	1,959	2,533	2,336	2,261	2,523	2,807	2,860
Pediatrics - Peds Hub	2,501	2,350	2,246	2,249	2,587	2,696	2,058	2,288	2,313	2,389	2,700	2,760	2,421
Dentistry	2,291	1,977	2,129	2,500	2,515	2,468	1,989	2,489	2,322	2,313	2,431	1,630	1,442
Podiatry	2,360	1,973	2,211	2,182	2,184	2,410	1,820	2,224	2,078	1,947	2,327	2,342	2,193
Anesthesiology	2,179	2,016	2,237	2,091	2,262	2,275	1,731	2,083	2,103	1,979	2,007	2,178	1,974
OB/GYN - Women's Health	1,879	1,610	1,712	1,755	1,937	1,915	1,263	1,457	1,641	1,565	1,718	1,750	1,631
Optometry	1,894	1,501	1,609	1,452	1,578	1,652	1,199	1,518	1,553	1,660	1,808	1,971	1,710
Surgery - General Surgery	1,767	1,569	1,703	1,612	1,651	1,768	1,419	1,560	1,576	1,453	1,551	1,731	1,542
Internal Medicine - Nephrology	1,808	1,432	1,661	1,535	1,783	1,812	1,256	1,624	1,556	1,590	1,654	1,478	1,610
Neurology	1,601	1,465	1,518	1,667	1,574	1,652	1,245	1,462	1,568	1,388	1,719	1,597	1,576
Internal Medicine - Rheumatology	1,329	1,195	1,333	1,318	1,421	1,230	1,060	1,328	1,246	1,286	1,411	1,370	1,359
Dentistry - Oral Surgery	1,154	871	1,074	1,070	1,097	1,170	840	1,036	1,015	944	1,136	1,250	1,137
OB/GYN - GYN - Oncology	895	999	991	981	974	1,024	789	1,011	902	899	1,034	1,081	906
Internal Medicine - Gastroenterology	899	1,014	965	880	940	997	849	985	895	889	996	1,132	946
Internal Medicine - Pulmonary	976	914	957	877	906	994	755	858	922	876	947	993	896
OB/GYN - GYN - Urology	746	700	796	706	829	730	640	766	720	623	821	774	814

Source: ELM Analytics

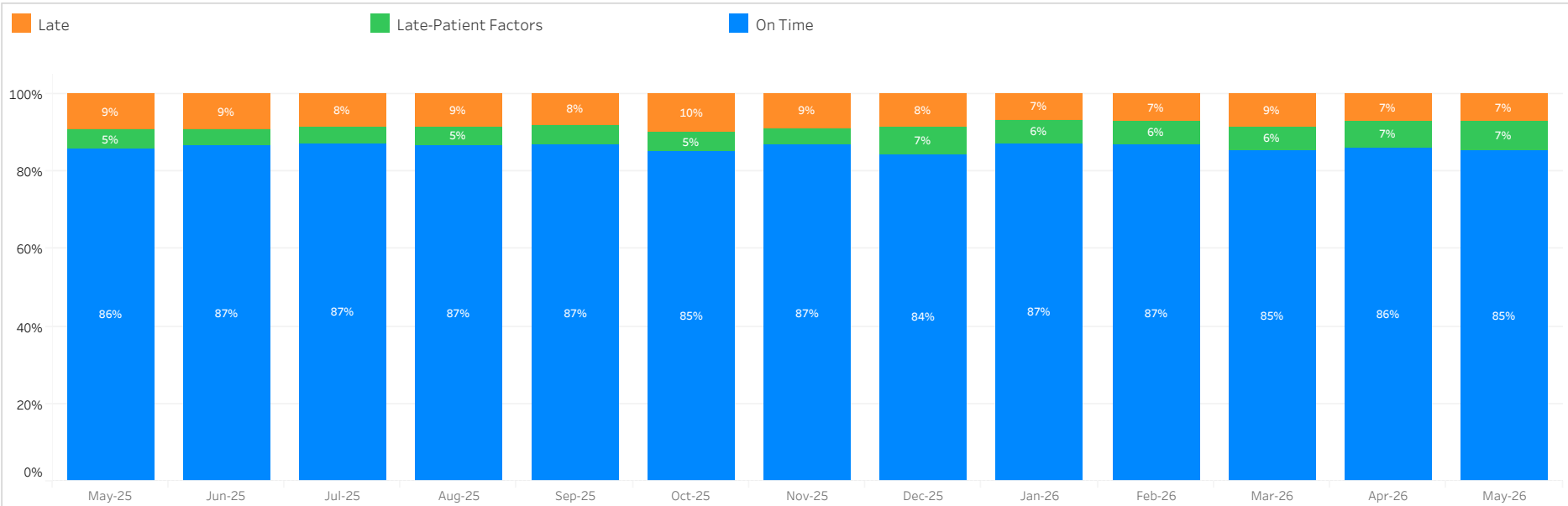
## Visit Volumes by Modality - all DHS



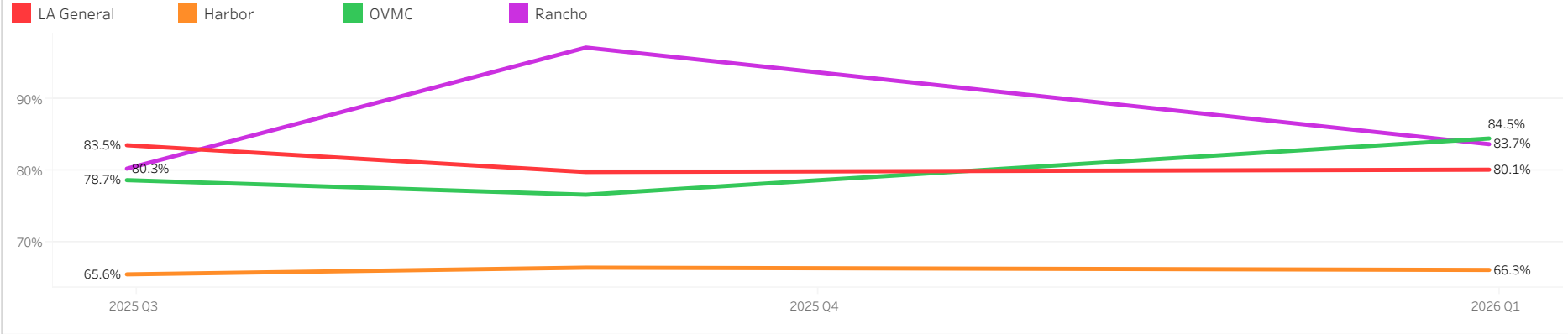
\* Virtual visits include phone and video visits.

Source: ELM Analytics

### Specialty Care Appointment Timeliness<sup>1</sup> - all DHS



### Patient Experience<sup>2</sup> - Overall Hospital Rating

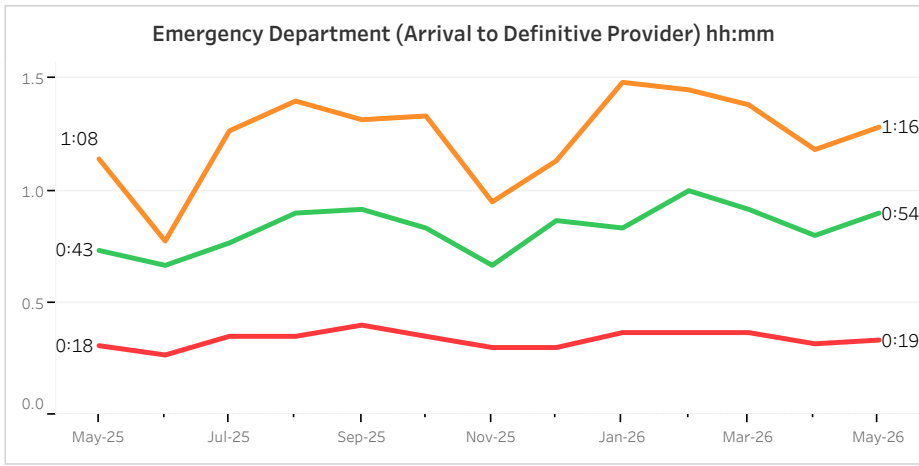
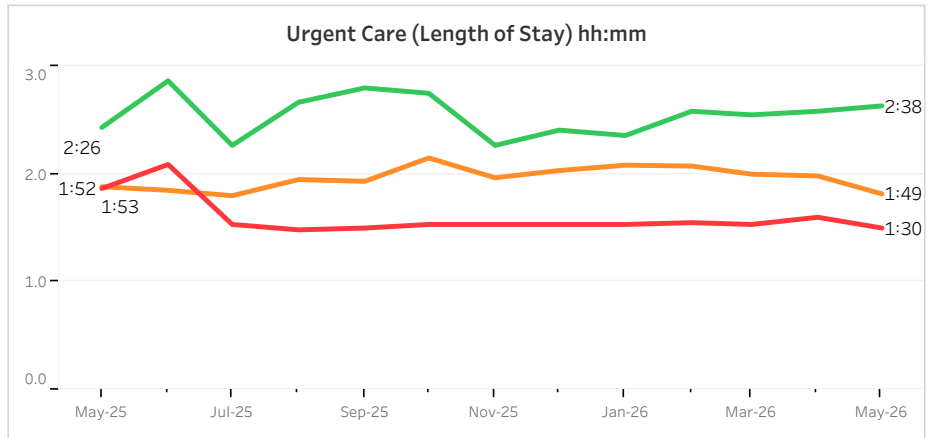
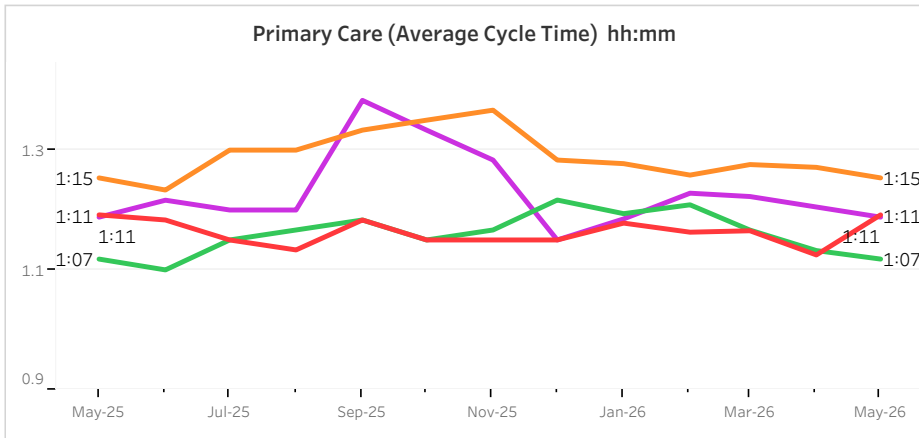


1. Precision Scheduling has three outcomes 1) % scheduled On-Time, meaning within the timeframe (or earlier) determined by the eConsult Dialogue 2) % scheduled Late due to Patient Factors, meaning either hard to reach or preference for later appt, or 3) % scheduled Late-DHS Factors due to capacity.  
 2. Percentage Top Box Score. Patient experience data is available until Q1 2026.

Source: ELM Analytics

# Patient Flow - Hospitals

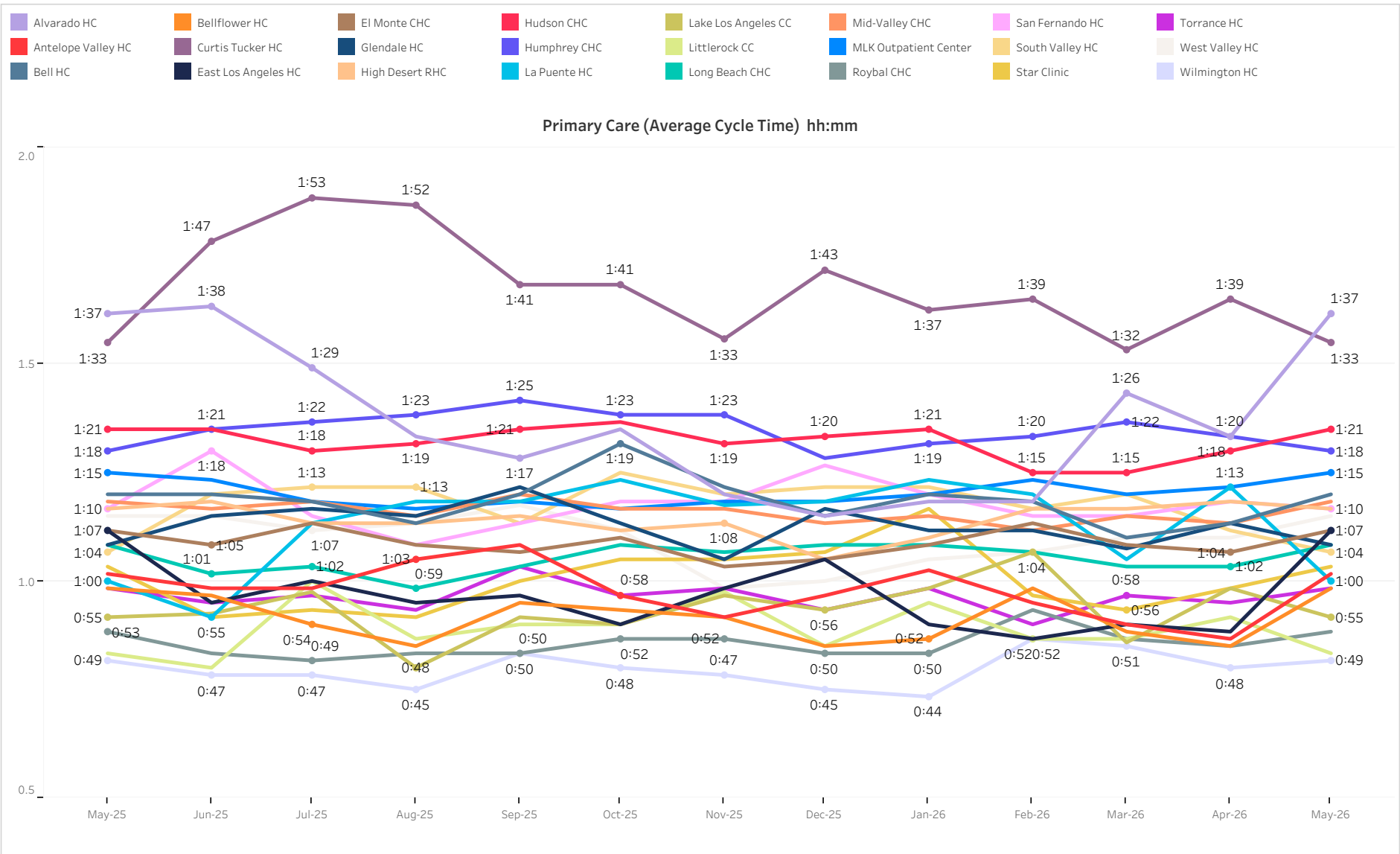
■ LA General   
 ■ Harbor   
 ■ OVMC   
 ■ Rancho



\* All times are medians. "Overall Length of Stay": Time from arrival to ED departure for all ED patients. "Boarding Time": Time from ED admission decision to ED departure for admitted patients. "LWBS" = Left Without Being Seen. "LBTC": Left Before Treatment Completed.

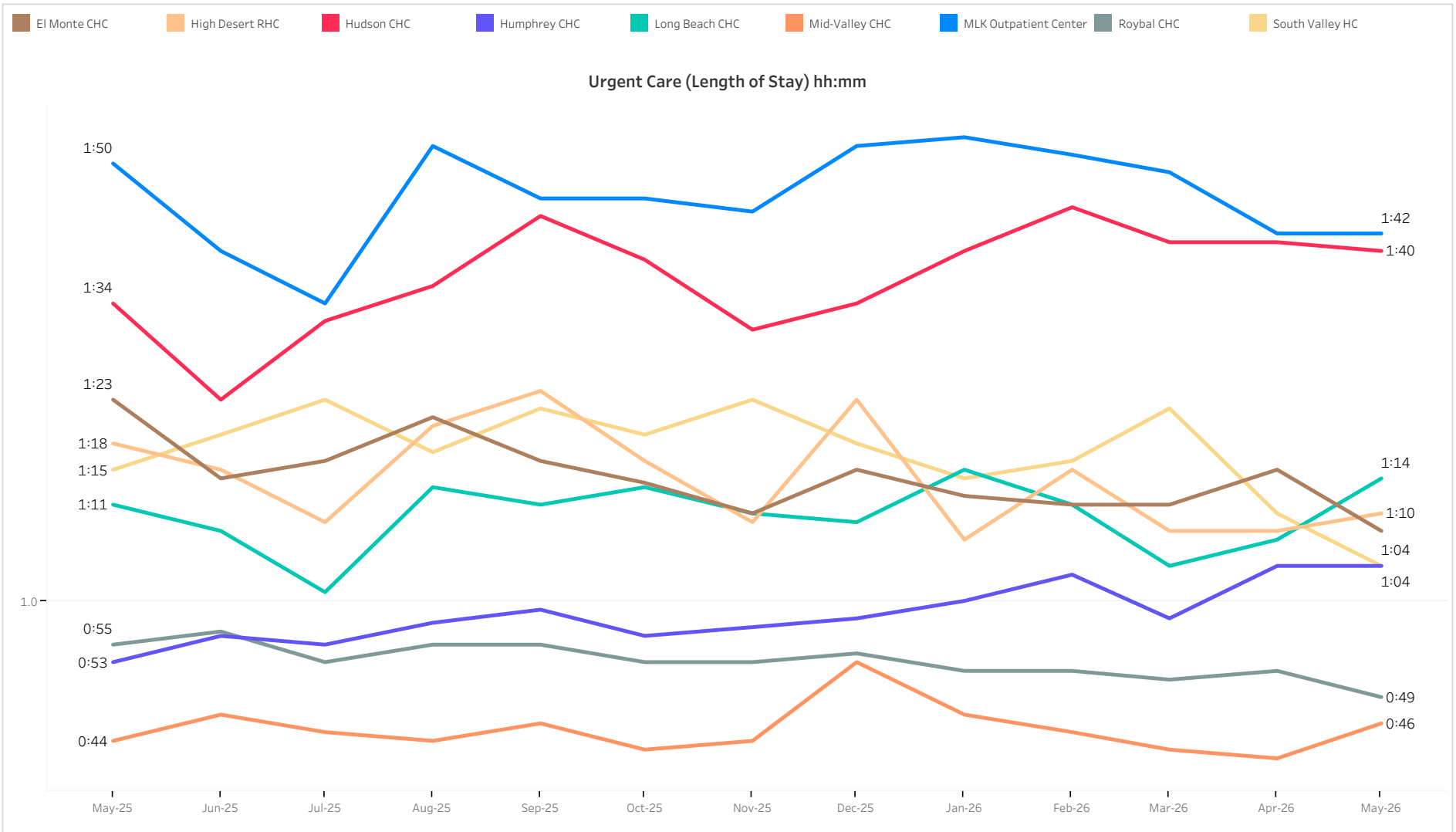
Source: ELM Analytics

# Patient Flow - Ambulatory Care Network



Source: ELM Analytics

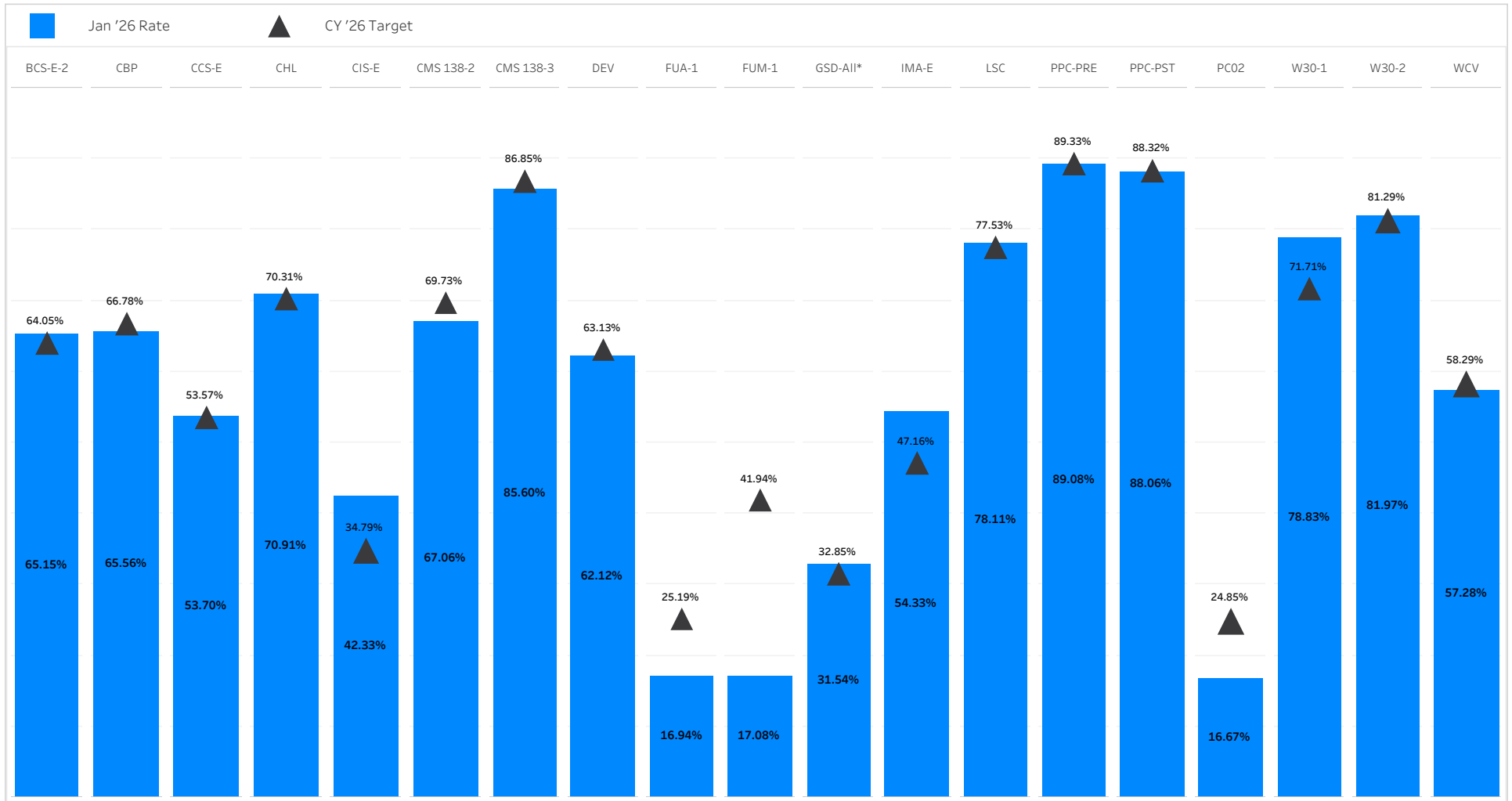
# Patient Flow - Ambulatory Care Network



\* All times are medians. "Overall Length of Stay": Time from arrival to ED departure for all ED patients. "Boarding Time": Time from ED admission decision to ED departure for admitted patients. "LWBS" = Left Without Being Seen. "LBTC": Left Before Treatment Completed.

Source: ELM Analytics

# Quality Metrics



\* Lower is better.

Source: ELM Analytics.

**BCS-E-2:** Breast Cancer Screening (50-74yo)  
**CBP:** Controlling High Blood Pressure  
**CCS-E:** Cervical Cancer Screening  
**CHL:** Chlamydia Screening in Women  
**CIS-E:** Childhood Immunization Status  
**CMS 138-2:** Tobacco Use Cessation Intervention

**CMS 138-3:** Tobacco Use Cessation Screened & Intervention  
**DEV:** Developmental Screening in First Three years  
**FUA-1:** 30 Days F/U After ED Visit for Substance Use  
**FUM-1:** 30 Days F/U After ED for Mental Illness  
**GSD-AII:** Glycemic Status Assessment for Patients with Diabetes (>9.0%)  
**IMA-E:** Immunizations for Adolescents

**LSC:** Lead Screening in Children  
**PPC-PRE:** Timelines of Prenatal Care  
**PPC-PST:** Postpartum Care  
**PC02:** Cesarean birth  
**W30-1:** Well Child Visits First 15 Months  
**W30-2:** Well Child Visits 15-30 Months  
**WCV:** Child and Adolescent Well-Care Visits