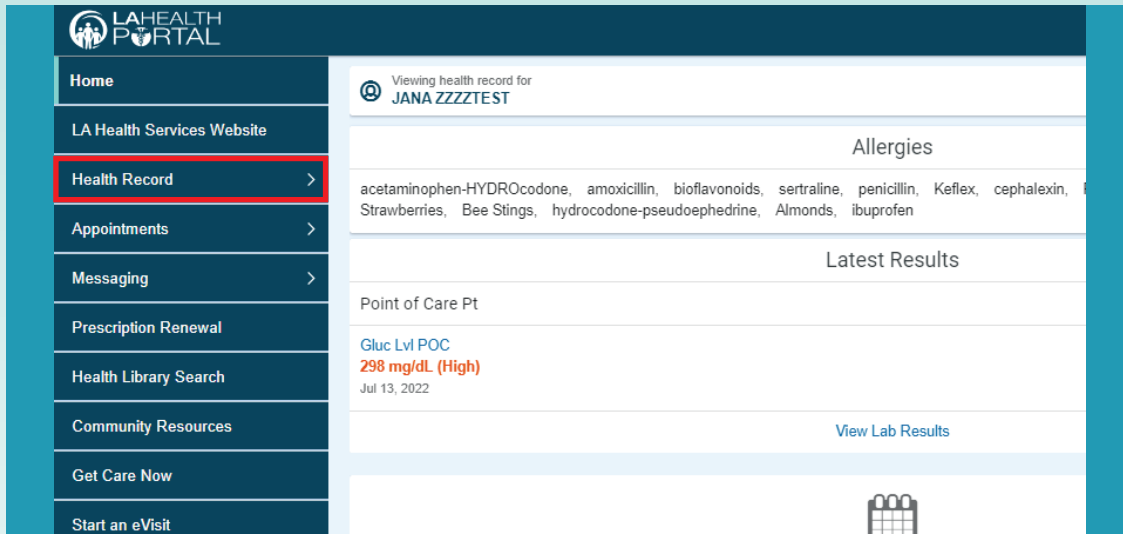




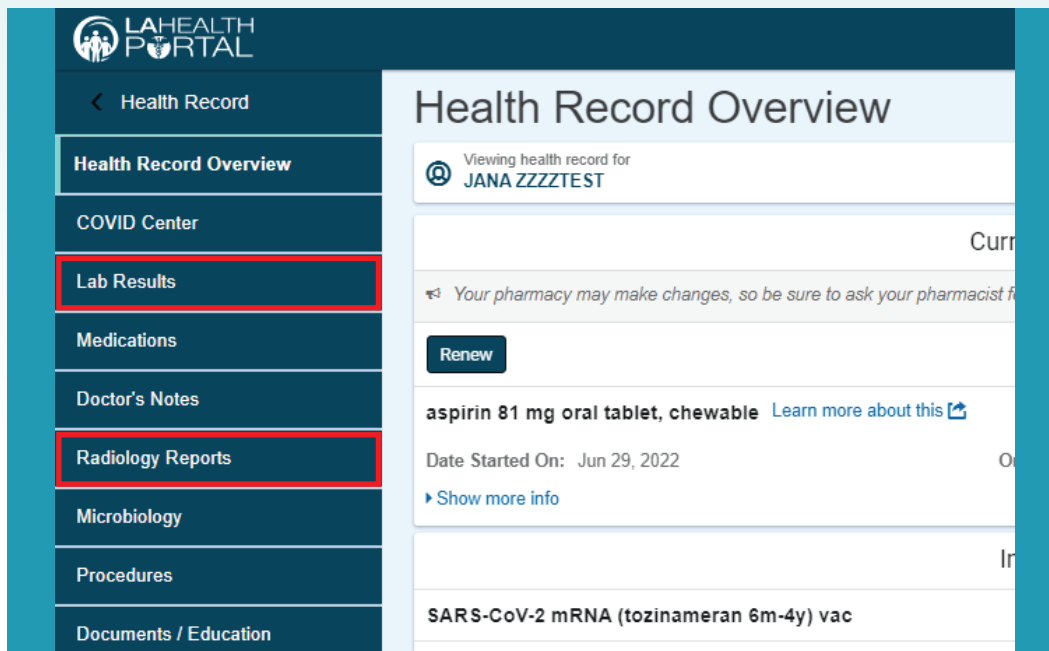
Health Services
LOS ANGELES COUNTY

Checking Lab and Imaging Results on LA Health Portal

1 Under the main menu on the left, click on **"Health Record"**.



2 Select the option **"Lab Results"** or **"Radiology Reports"**.



@WeAreLAHealth | @LAHealthEnEspañol

Checking Lab and Imaging Results on LA Health Portal

3 You can select “**Learn More About this**” if you would like to open our Health Library.

Lab Results

Viewing health record for
JANA ZZZZTEST

Most recent results

Learn More

Filter by date range

Start date

End date

07/06/2022

07/13/2022

Submit

Enter date in MM/DD/YYYY format.

Show all results

Point of Care Pt

Gluc Lvl POC

Learn more about this

298 mg/dL (High)

Date: Jul 13, 2022 09:40 a.m. PDT

Reference Range: 65 mg/dL - 99 mg/dL

The results you see here are from your electronic chart. When you use this portal, you agree to see your results, even though your care provider(s) may not yet have seen them. Not all test results will display here. Results for biopsies, drug use, hepatitis, HIV and pap smears will not be displayed, in compliance with California Health and Safety Code Section 123148. Please contact the provider who ordered those tests in order to find out the results.

Print

KRAMES
PATIENT EDUCATION
A SOLUTION OF STAYWELL

Home > Infobutton

Search Results

Print Translate

Search Clinical Content

Browse A-Z Listings:
A B C D E F G H I J K L M N O P Q R S T U V W X Y Z

Glucose (Blood)

Does this test have other names?

Blood sugar, self-monitoring of blood glucose (SMBG), fasting plasma glucose (FPG), random plasma glucose

What is this test?

A blood glucose test is a blood test that tells you if your level of glucose, or blood sugar, is within a healthy range. Fasting plasma glucose, or FPG, is a common test used to diagnose and monitor diabetes or prediabetes.

Why do I need this test?

You may need this test if you have symptoms of diabetes. These include increased thirst, unexplained weight loss, increased urination, tiredness, blurred vision, and sores that don't heal. Sometimes people with prediabetes or diabetes don't have any symptoms.

If you are overweight, obese, or have other risk factors for diabetes like high blood sugar, your healthcare provider may recommend this test. Other risk factors for diabetes include high blood pressure, high cholesterol, physical inactivity, and a family history of diabetes. The U.S. Preventive Services Task

Related Items

Patient Education

Before You Start Your Diabetes Exercise Plan

Blood Glucose Screening During Pregnancy

Blood Sugar Monitoring and Treatment in the NICU

Checking Your Blood Sugar During Pregnancy

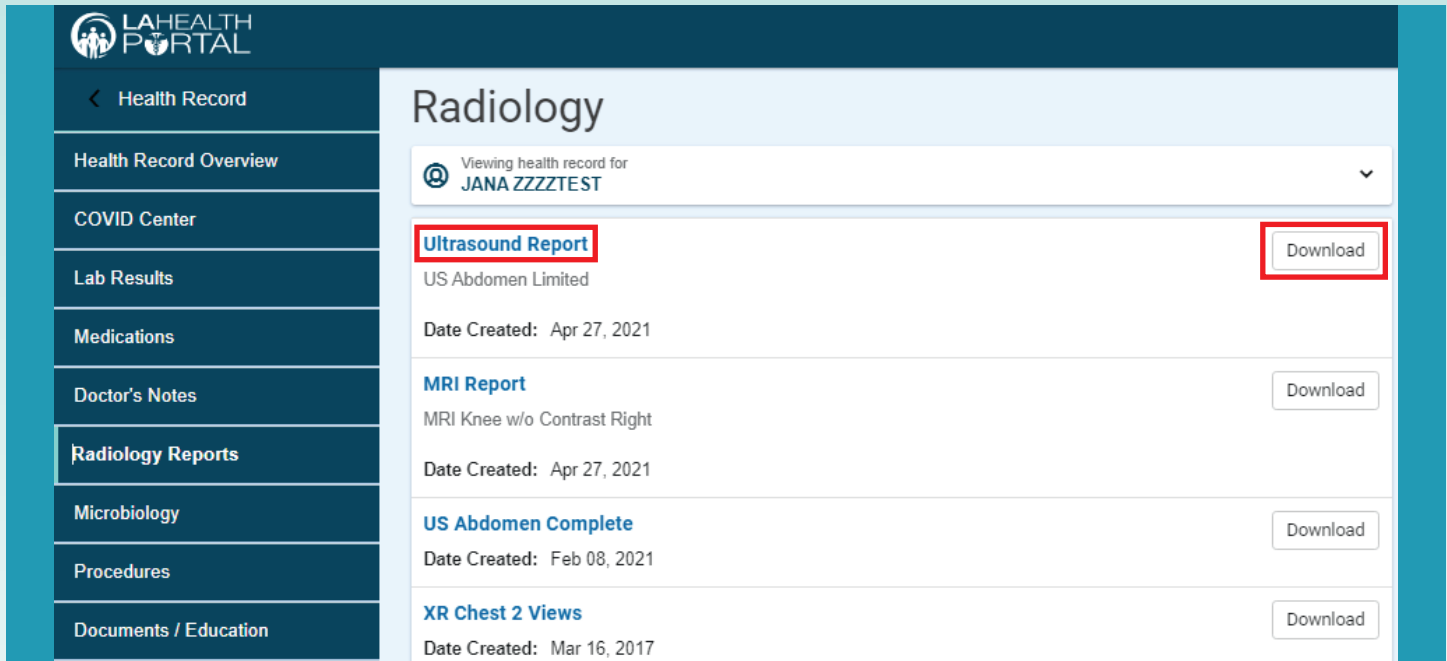
View All 72

Diseases and Conditions

Nutrition Facts Labels and Diabetes

Checking Lab and Imaging Results on LA Health Portal

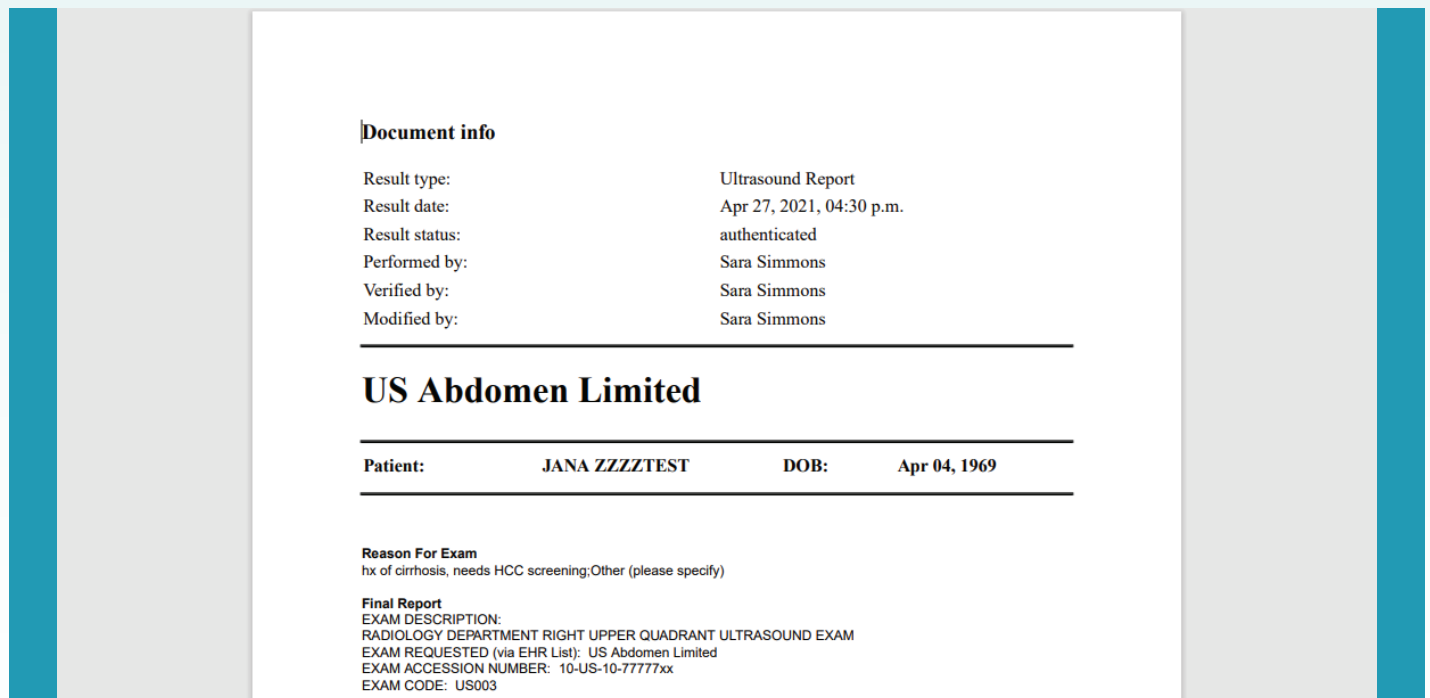
4 When clicking “**Radiology Reports**” under Health Record you can scroll by clicking the blue link. You can then open the report or “**Download**” it.



The screenshot shows the LA Health Portal interface. On the left is a sidebar with a menu: Health Record, Health Record Overview, COVID Center, Lab Results, Medications, Doctor's Notes, Radiology Reports (highlighted), Microbiology, Procedures, and Documents / Education. The main content area is titled "Radiology" and shows a dropdown menu for "Viewing health record for JANA ZZZZTEST". Below this, there is a list of reports:

Report Title	Date Created	Action
Ultrasound Report	US Abdomen Limited	Download
MRI Report	MRI Knee w/o Contrast Right	Download
US Abdomen Complete	US Abdomen Limited	Download
XR Chest 2 Views	XR Chest 2 Views	Download

5 The document will pop up on new page with more information such as report details and documentation.



The screenshot shows the document details page for the "Ultrasound Report". It includes a "Document info" section with the following details:

Field	Value
Result type:	Ultrasound Report
Result date:	Apr 27, 2021, 04:30 p.m.
Result status:	authenticated
Performed by:	Sara Simmons
Verified by:	Sara Simmons
Modified by:	Sara Simmons

Below the "Document info" section is the title "US Abdomen Limited".

Below the title is a section for patient information:

Patient:	DOB:
JANA ZZZZTEST	Apr 04, 1969

Below the patient information is the "Reason For Exam" section:

Reason For Exam
hx of cirrhosis, needs HCC screening; Other (please specify)

Below the "Reason For Exam" section is the "Final Report" section:

Final Report
EXAM DESCRIPTION:
RADIOLOGY DEPARTMENT RIGHT UPPER QUADRANT ULTRASOUND EXAM
EXAM REQUESTED (via EHR List): US Abdomen Limited
EXAM ACCESSION NUMBER: 10-US-10-77777xx
EXAM CODE: US003