

## Overall ODR Data

ODR's diversion programs serve to reduce the number of people in the LA County Jail who have mental health and/or substance use disorders. ODR removes clients from the jail through various court interventions or through pre-arrest/pre-booking programs. ODR then provides community-based housing, mental and physical health care, and case management.

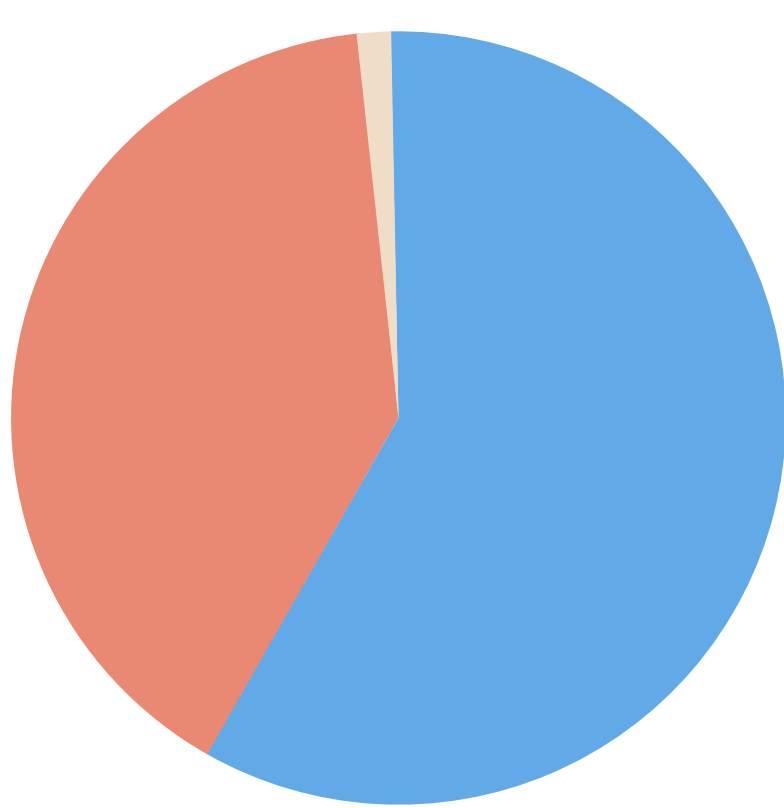
**Clients Ever Released** 9653

**Currently Active Clients** 3001

**Current Clients on PC 1001.36\*** 341

\*California Penal Code (PC) 1001.36 allows for pretrial mental health diversion with eventual charge dismissal upon program completion.

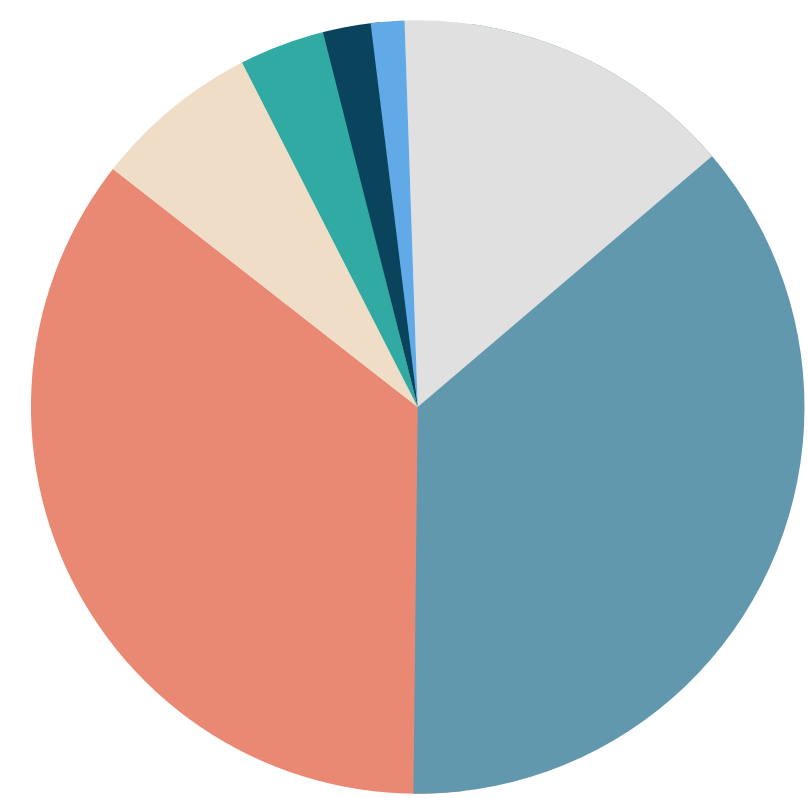
### Gender



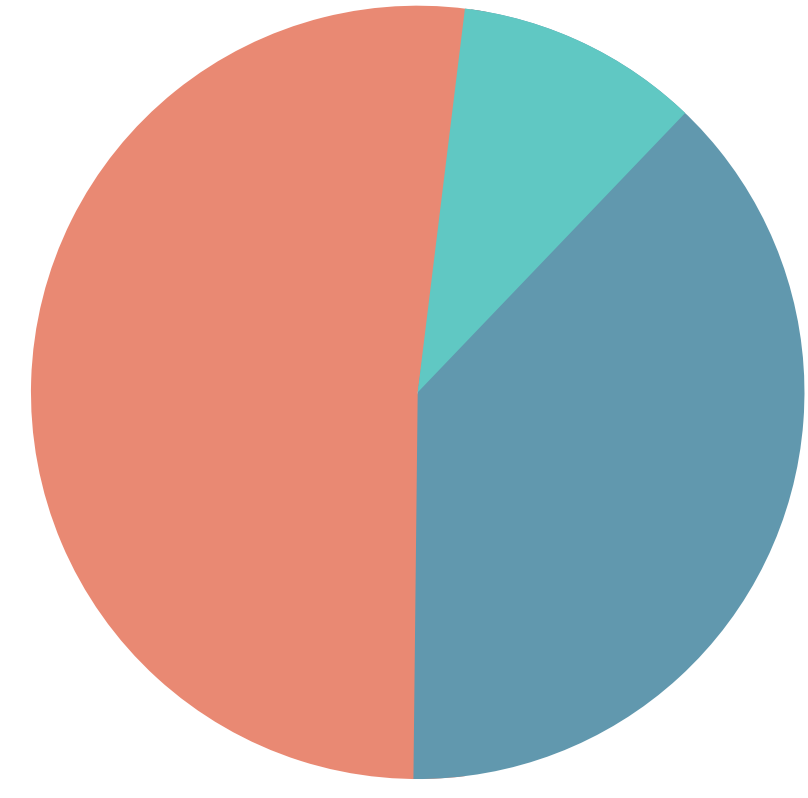
Gender	N	%
Male	1586	69
Female	680	30
Transgender	29	1

### Race/Ethnicity

Race / Ethnicity	N	%
Black, African American, or African	1123	39
White	1040	36
Unknown	509	18
Asian or Asian American	77	3
Two or More Races	63	2
American Indian, Alaska Native, or Indigenous	46	2
Native Hawaiian or Pacific Islander	25	<1



Race / Ethnicity - Hispanic/Latin(a)(o)(x)	N	%
Non-Hispanic/Latin(a)(o)(x)	1696	59
Hispanic/Latin(a)(o)(x)	885	31
Unknown	270	9



### Clients Releases by Most Serious Charge January 1, 2019 - May 31, 2020

Offense	Number	Percent
<b>Total</b>	<b>1,983</b>	<b>100</b>
<b>Total Felony</b>	<b>1,729</b>	<b>87.2</b>
<b>Felony Violent</b>	<b>1,057</b>	<b>53.3</b>
Murder	0	0
Sex	58	2.9
Assault/battery	612	30.9
Robbery	139	7
Domestic violence	18	0.9
Violate protective order	30	1.5
Threaten Death/GBH	100	5
Threaten executive officer	39	2
Other violent	60	3
<b>Felony Drug</b>	<b>57</b>	<b>2.9</b>
Drug Sale	18	0.9
Drug Possession	39	2.0
<b>Felony Non-Violent</b>	<b>615</b>	<b>31</b>
Burglary	141	7.1
Fraud/forgery	19	1
Theft	116	5.8
Malicious mischief	166	8.4
Other property	65	3.3
DUI	0	0
Weapons	18	0.9
Probation/parole violation	17	0.9
Other Non-Violent	61	3.1
Traffic	8	0.4
FTA	5	0.3
<b>Total Misdemeanor</b>	<b>244</b>	<b>12.3</b>
<b>Other</b>	<b>10</b>	<b>0.5</b>

Adapted from: UCLA Community Engagement and Research Program (CERP), a study of 962 clients across all ODR clinical programs, November 2021.

### Client Physical and Mental Health Characteristics

(CERP) - November 2021

#### Prevalence of Physical Health Conditions

Variable	N (Prevalence rate)
Any physical health conditions	654 ( 68.0%)
3 or more physical health conditions	347 ( 36.1%)
Cardiovascular disease	359 ( 37.3%)
Respiratory disease	228 ( 23.7%)
Neurological disease	129 ( 13.4%)
Liver disease	47 ( 4.9%)
Renal disease	24 ( 2.5%)

#### Medical Health Utilization Rate (per 100,000 clients) Pre and Post 12 Months of ODR Enrollment

Variable	In pre 12 months	In post 12 months
Number of hospitalizations (per 100,000 clients)	156,128	63,454
Number of ED visits (per 100,000 clients)	313,092	116,896
Number of primary care visits (per 100,000 clients)	92,200	199,249
Number of specialty visits (per 100,000 clients)	59,888	92,490

#### Mental Health Utilization Rate (per 100,000 clients) Pre and Post 12 Months of ODR Enrollment

Variable	In pre 12 months	In post 12 months
Number of hospitalizations (per 100,000 clients)	71,587	20,775
Number of ED visits (per 100,000 clients)	56,546	17,271

Adapted from: UCLA Community Engagement and Research Program (CERP), a study of 962 clients across all ODR clinical programs, November 2021.