





Support Services Bldg.	Outpatient Building	Harriman Bldg	JPI Extension	access
1F Café Amigos Contract Liaison Health Information Management Patient Financial Services Nutrition Services 2F Case Management Employee Health Services Environmental Services Finance Administration Human Resources Infection Control Information Mgt. Services Nursing Education Patient Access Center Quality Risk Management	1F Audiology Auditorium Cashier ENT/Optomtry Outpatient Therapies Physical Occupational Speech Patient Relations Pharmacy Rancho Works Café & Gift Shop Resource Center 2F Dental Clinic Psychology Urology Cardiac Rehab Social Work 3F Clinics Diagnostic Lab Laboratory Administration	1F Rehabilitation Engineering Seating Center Model Home Center for Applied Rehab Technology (CART) Geriatric/Neurology Pathokinesiology (PK Lab) 2F Physicians & Support Staff Volunteer & Support Services RLA Foundation Nursing Administration Rancho Research Institute (RRI) VMI Call Center/Language & Culture Rehabilitation Therapy Administration	1F Medical Imaging 2F Surgery 3F Intensive Care Unit (ICU) Rancho Services 1. Don Knabe Wellness Center 2. Recuperative Care Center (RCC/RTP) 3. Orthotics	Access Services  Accessible Parking  MTA Bus Line  Information  Parking