

Reentry Intensive Case Management Services

Program Description

Care Coordination and Service Navigation program that utilizes Community Health Workers (CHWs) with lived experience to provide case management and peer mentorship. CHWs link clients to various services including, but not limited to, mental health, substance use, primary care physicians, housing, employment, benefits establishment, legal, court mandated programs, family reunification, obtaining IDs, transportation and other services based on client need.

Population Served

Adults with an arrest, charge or conviction record with mild to moderate mental health and substance use disorder or those on active adult felony probation.

Contracted Service Providers

There are 29 community-based service providers with 100 CHWs located in 34 office locations throughout all 8 Service Planning Areas (SPAs).

Period of Performance: **April 2018 – August 31, 2021**

Clients referred during reporting period: **24,418**

Clients enrolled during reporting period: **18,895**

Clients exited during reporting period: **17,295**

Clients referred by Probation, CDCR/Parole, Community Partners, etc **5,574**

Clients enrolled: **4,741**

Average Length of time in program: **7 months**

Clients exited: **3,724**

Clients referred by Whole Person Care - LA County Jail: **18,844**

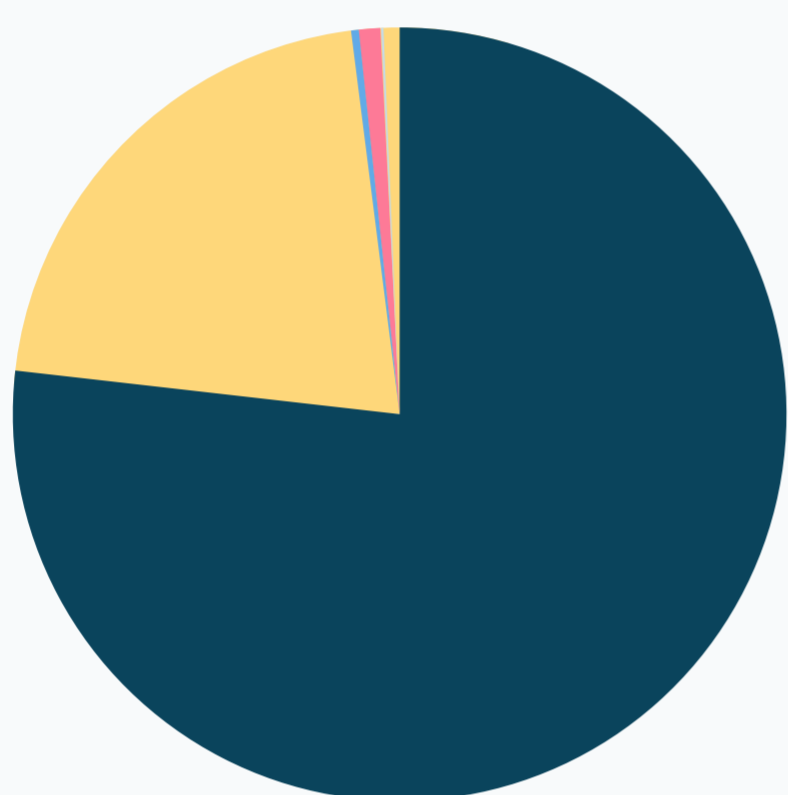
Clients enrolled: **14,154**

Average Length of time in program: **2 months**

Clients exited: **13,571**

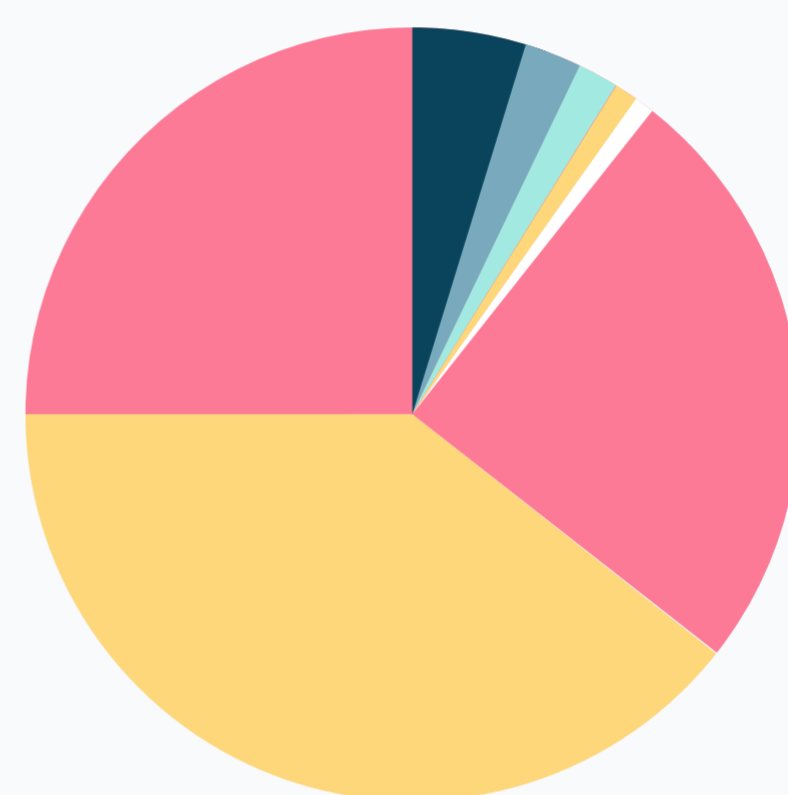
ODR RICMS Demographics

Gender



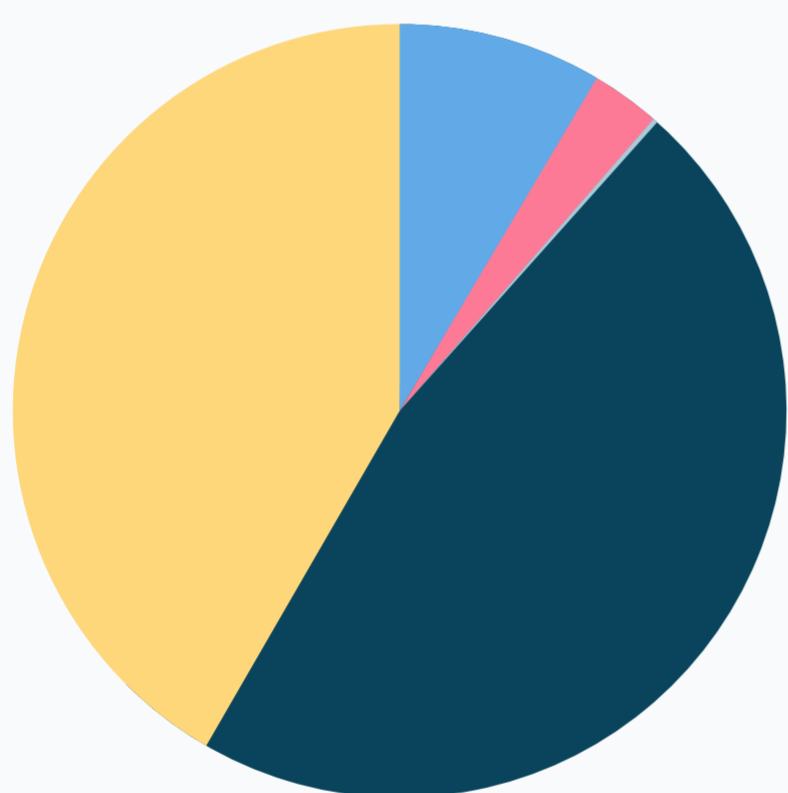
Gender	N	%
Male	352	81.1%
Female	73	16.8%
Genderqueer, neither exclusively male nor female, nonbinary, or gender nonconforming	2	0.5%
Transgender female, Trans woman, Male-to-female, Transfeminine	2	0.5%
Transgender male, Trans man, Female-to-male, Transmasculine	2	0.5%
Choose not to answer	3	0.7%
Gender Total	434	100%

Race



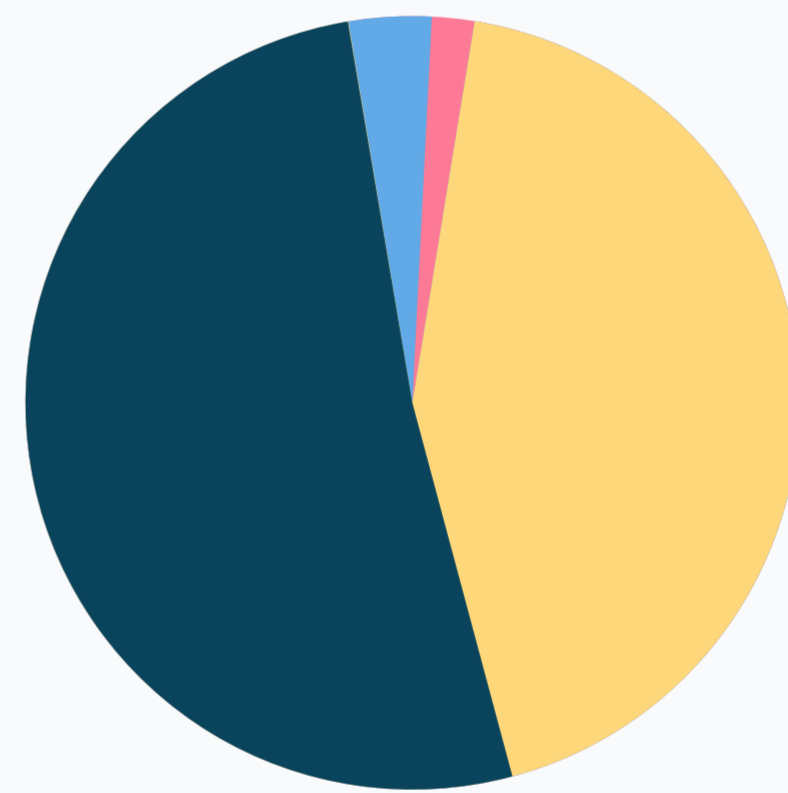
Race	N	%
American Indian or Alaskan Native	7	1.6%
Asian	12	2.8%
Black or African American	149	34.3%
White	137	31.6%
Client Doesn't Know	23	5.3%
Client Refused	18	4.1%
Data not collected	88	20.3%
Race Total	434	100%

Age



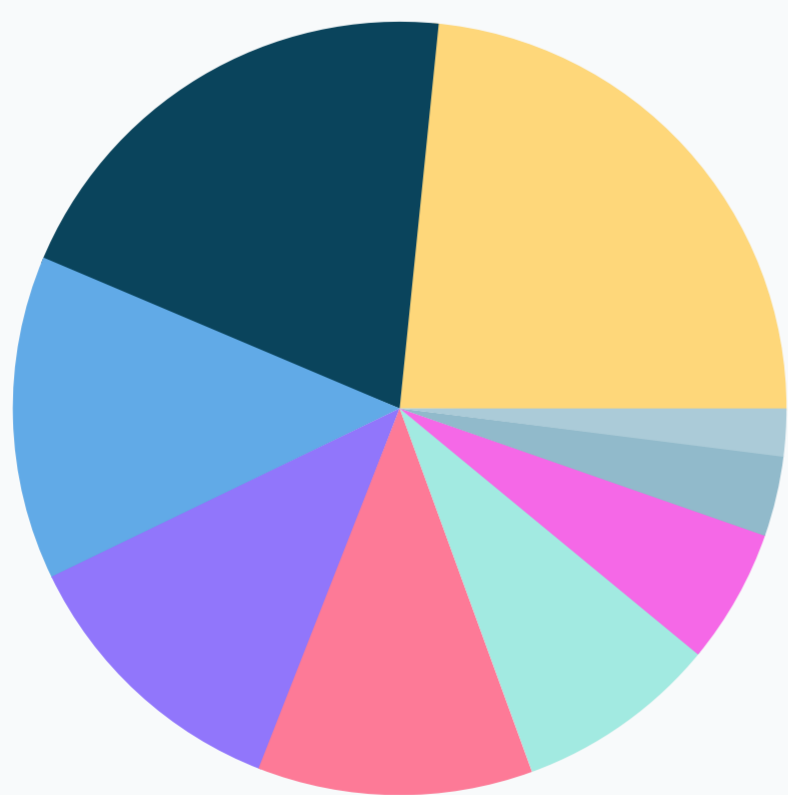
Age Range	N	%
18 - 25	50	11.5%
26 - 39	204	47.0%
40 - 64	165	38.0%
65 and older	9	2.1%
Data not Collected	9	1.4%
Age Total	434	100%

Ethnicity



Race	N	%
Hispanic/Latino	203	46.8%
Non-Hispanic/Latino	209	48.2%
Client Doesn't Know	3	0.7%
Client Refused	8	1.8%
Data not collected	11	2.5%
Race Total	434	100%

SPA



SPA	N	%
SPA 1 (Antelope Valley)	56	12.9%
SPA 2 (San Fernando Valley)	80	18.4%
SPA 3 (San Gabriel Valley)	11	2.5%
SPA 4 (Metro)	159	36.6%
SPA 5 (West)	25	5.8%
SPA 6 (South)	47	10.8%
SPA 7 (East)	11	2.5%
SPA 8 (South Bay)	42	9.7%
Data not collected	3	0.7%
SPA Total	434	100%