



My Health LA
Monthly Enrollment Report
May 2021

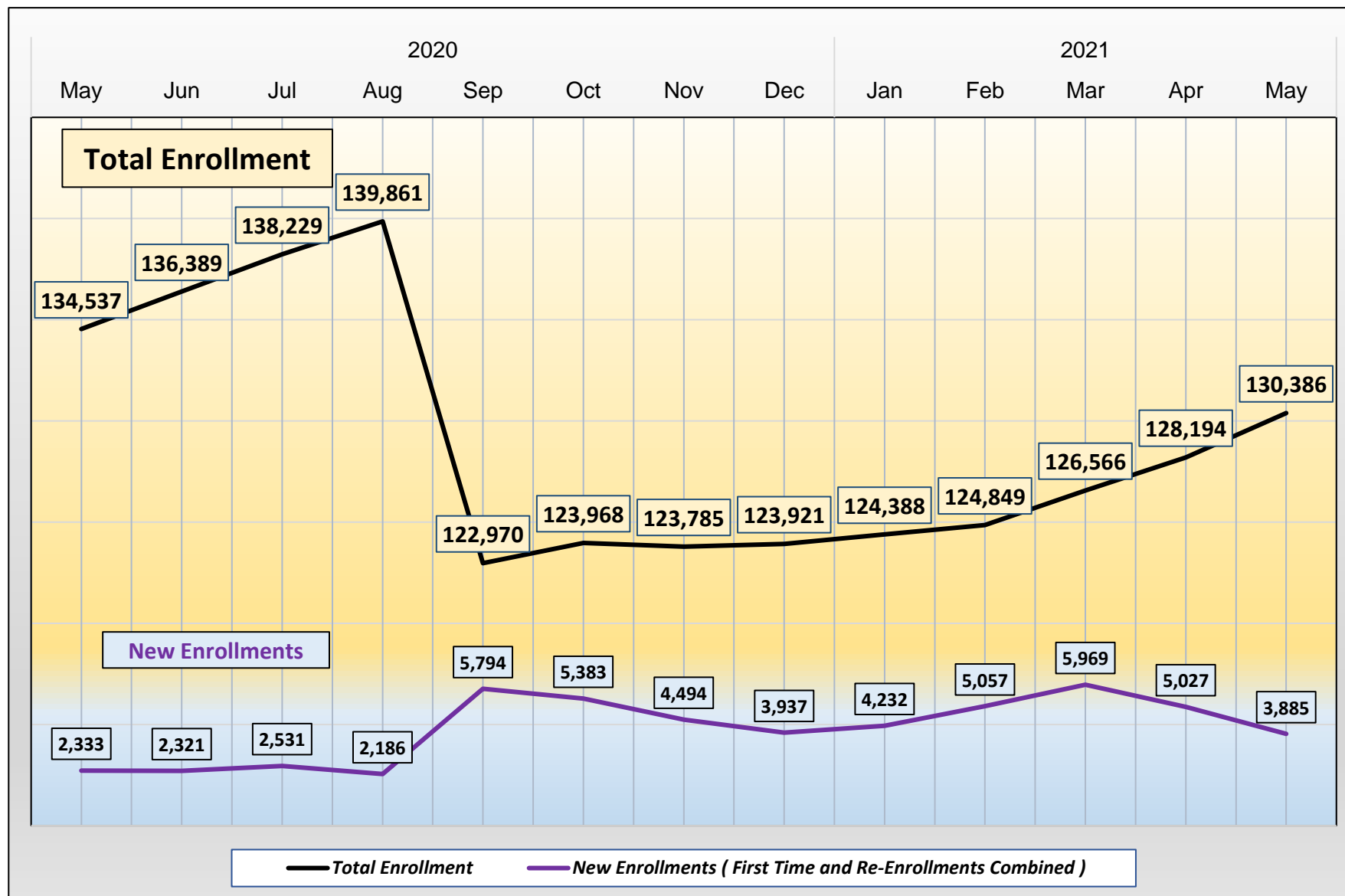
Table of Contents

A.	MHLA Total Enrollment and New Enrollments By Month <i>All Community Partners Combined</i>	2
B.	MHLA Renewal / Re-Enrollment Rates By Month <i>All Community Partners Combined</i>	3
C.	How Many MHLA Members Does Each Community Partner Have? <i>MHLA Enrollment Table By Community Partner - May 2021</i>	4
D.	How Many Renewed Their Application? <i>Renewal Rate By Community Partner - May 2021</i>	8

MHLA Total Enrollment and New Enrollments By Month

All Community Partners Combined

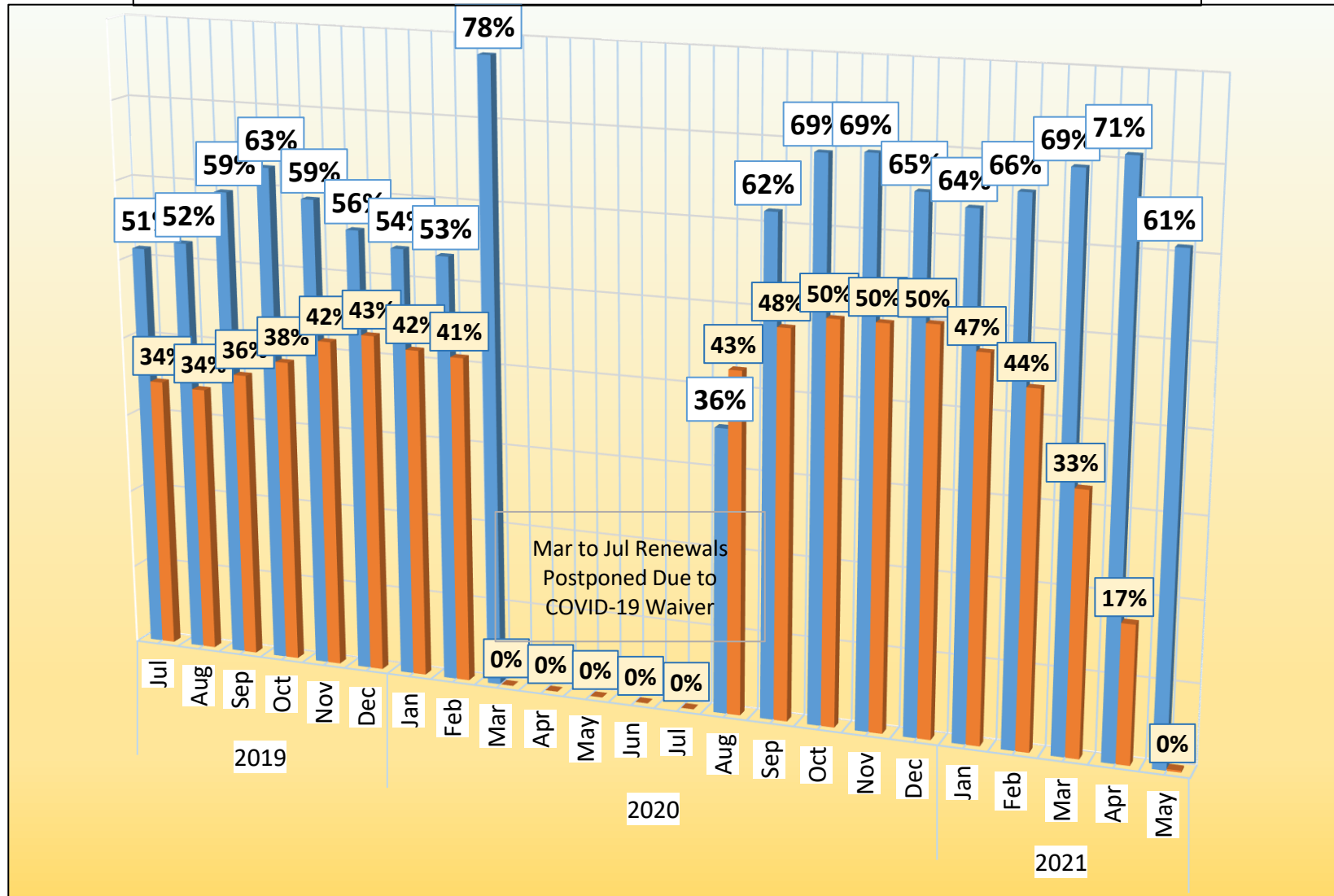
May 2020 to May 2021



MHLA Renewal / Re-Enrollment Rates By Month - FY 19-20 & FY 20-21 (All Community Partners Combined)

■ Renewal Rate

■ % of Non-Renewals for the Month That Re-Enrolled Later (All Months Updated)



How Many MHLA Members Does Each Community Partner Have?
MHLA Enrollment Table By Community Partner - May 2021

	Community Partner (A to Z)	# of MHLA Members			How Much Has Changed?		
		Last year	Last Month	Current	Since Last Month		Since Last Year
		May 2020	April 2021	May 2021			
1	AAA COMPREHENSIVE HEALTHCARE, INC.	197	77	78	+1.3% Increase	↑	-60.4% Decrease ↓
2	ALL FOR HEALTH, HEALTH FOR ALL, INC.	319	307	322	+4.9% Increase	↑	+0.9% Increase ↑
3	ALL INCLUSIVE COMMUNITY HEALTH CENTER	198	324	347	+7.1% Increase	↑	+75.3% Increase ↑
4	ALTAMED HEALTH SERVICES CORPORATION	3,798	3,495	3,509	+0.4% Increase	↑	-7.6% Decrease ↓
5	APLA HEALTH AND WELLNESS	215	168	175	+4.2% Increase	↑	-18.6% Decrease ↓
6	ARROYO VISTA FAMILY HEALTH FOUNDATION	3,771	2,837	2,960	+4.3% Increase	↑	-21.5% Decrease ↓
7	ASIAN PACIFIC HEALTH CARE VENTURE, INC.	2,536	2,104	2,165	+2.9% Increase	↑	-14.6% Decrease ↓
8	BARTZ-ALTADONNA COMMUNITY HEALTH CENTER	464	487	489	+0.4% Increase	↑	+5.4% Increase ↑
9	BEHAVIORAL HEALTH SERVICES, INC.	39	132	146	+10.6% Increase	↑	+274.4% Increase ↑
10	BENEVOLENCE INDUSTRIES, INCORPORATED	628	480	506	+5.4% Increase	↑	-19.4% Decrease ↓
11	CENTER FOR FAMILY HEALTH AND EDUCATION, INC.	191	210	215	+2.4% Increase	↑	+12.6% Increase ↑
12	CENTRAL CITY COMMUNITY HEALTH CENTER, INC.	1,829	1,299	1,339	+3.1% Increase	↑	-26.8% Decrease ↓
13	CENTRAL NEIGHBORHOOD HEALTH FOUNDATION	532	445	453	+1.8% Increase	↑	-14.8% Decrease ↓
14	CHINATOWN SERVICE CENTER	146	151	154	+2.0% Increase	↑	+5.5% Increase ↑
15	CLINICA MSR. OSCAR A. ROMERO	4,137	3,924	3,958	+0.9% Increase	↑	-4.3% Decrease ↓

Los Angeles County - Department of Health Services
My Health LA - Monthly Enrollment Report



16	COMMUNITY HEALTH ALLIANCE OF PASADENA	2,186	2,034	2,088	+2.7% Increase ↑	-4.5% Decrease ↓
17	COMPREHENSIVE COMMUNITY HEALTH CENTERS, INC.	3,628	2,856	3,000	+5.0% Increase ↑	-17.3% Decrease ↓
18	EAST VALLEY COMMUNITY HEALTH CENTER, INC.	4,872	4,012	4,089	+1.9% Increase ↑	-16.1% Decrease ↓
19	EL PROYECTO DEL BARRIO, INC.	4,836	3,724	3,822	+2.6% Increase ↑	-21.0% Decrease ↓
20	FAMILY HEALTH CARE CENTERS OF GREATER LOS ANGELES, INC.	4,136	4,278	4,315	+0.9% Increase ↑	+4.3% Increase ↑
21	GARFIELD HEALTH CENTER	172	131	136	+3.8% Increase ↑	-20.9% Decrease ↓
22	HARBOR COMMUNITY CLINIC	694	750	785	+4.7% Increase ↑	+13.1% Increase ↑
23	HERALD CHRISTIAN HEALTH CENTER	109	88	90	+2.3% Increase ↑	-17.4% Decrease ↓
24	JWCH INSTITUTE, INC.	9,977	9,538	9,707	+1.8% Increase ↑	-2.7% Decrease ↓
25	KEDREN COMMUNITY HEALTH CENTER, INC.	162	125	118	-5.6% Decrease ↓	-27.2% Decrease ↓
26	KHEIR CLINIC	1,762	1,854	1,886	+1.7% Increase ↑	+7.0% Increase ↑
27	LOS ANGELES CHRISTIAN HEALTH CENTERS	1,226	1,081	1,155	+6.8% Increase ↑	-5.8% Decrease ↓
28	LOS ANGELES LGBT CENTER	28	27	25	-7.4% Decrease ↓	-10.7% Decrease ↓
29	NORTHEAST VALLEY HEALTH CORP.	10,320	10,318	10,477	+1.5% Increase ↑	+1.5% Increase ↑
30	PEDIATRIC AND FAMILY MEDICAL CENTER, DBA EISNER PEDIATRIC & FAMILY MEDICAL CENTER	4,336	4,178	4,201	+0.6% Increase ↑	-3.1% Decrease ↓
31	POMONA COMMUNITY HEALTH CENTER	620	512	550	+7.4% Increase ↑	-11.3% Decrease ↓
32	QUEENSCARE HEALTH CENTERS	5,499	5,352	5,364	+0.2% Increase ↑	-2.5% Decrease ↓
33	SAMUEL DIXON FAMILY HEALTH CENTER, INC.	626	578	577	-0.2% Decrease ↓	-7.8% Decrease ↓
34	SAN FERNANDO COMMUNITY HOSPITAL DBA SAN FERNANDO CHC	1,110	1,181	1,173	-0.7% Decrease ↓	+5.7% Increase ↑

Part C: How Many MHLA Members Does Each Community Partner Have?

Los Angeles County - Department of Health Services
My Health LA - Monthly Enrollment Report

35	SOUTH BAY FAMILY HEALTH CARE	3,479	3,648	3,692	+1.2% Increase ↑	+6.1% Increase ↑
36	SOUTH CENTRAL FAMILY HEALTH CENTER	4,438	4,810	4,903	+1.9% Increase ↑	+10.5% Increase ↑
37	ST. JOHN'S WELL CHILD AND FAMILY CENTER, INC.	22,055	22,198	22,634	+2.0% Increase ↑	+2.6% Increase ↑
38	TARZANA TREATMENT CENTER, INC.	942	964	962	-0.2% Decrease ↓	+2.1% Increase ↑
39	THE ACHIEVABLE FOUNDATION	28	31	31	0.0% Increase ↑	+10.7% Increase ↑
40	THE CHILDREN'S CLINIC, SERVING CHILDREN AND THEIR FAMILIES	3,703	3,295	3,320	+0.8% Increase ↑	-10.3% Decrease ↓
41	THE CLINIC, INC.	1,548	1,430	1,452	+1.5% Increase ↑	-6.2% Decrease ↓
42	THE LOS ANGELES FREE CLINIC, DBA SABAN COMMUNITY CLINIC	5,286	5,373	5,380	+0.1% Increase ↑	+1.8% Increase ↑
43	THE NORTHEAST COMMUNITY CLINIC	1,952	1,664	1,685	+1.3% Increase ↑	-13.7% Decrease ↓
44	UNIVERSAL COMMUNITY HEALTH CENTER	169	139	139	0.0% Increase ↑	-17.8% Decrease ↓
45	UNIVERSITY MUSLIM MEDICAL ASSOCIATION, INC. (UMMA)	1,309	1,140	1,155	+1.3% Increase ↑	-11.8% Decrease ↓
46	VALLEY COMMUNITY HEALTHCARE	5,067	5,386	5,444	+1.1% Increase ↑	+7.4% Increase ↑
47	VENICE FAMILY CLINIC	3,443	3,832	3,894	+1.6% Increase ↑	+13.1% Increase ↑
48	VIA CARE COMMUNITY HEALTH CENTER, INC.	2,265	2,051	2,118	+3.3% Increase ↑	-6.5% Decrease ↓
49	WATTS HEALTHCARE CORP.	805	636	636	0.0% Increase ↑	-21.0% Decrease ↓
50	WESTSIDE FAMILY HEALTH CENTER	330	361	367	+1.7% Increase ↑	+11.2% Increase ↑
51	WHITE MEMORIAL COMMUNITY HEALTH CENTER	203	346	349	+0.9% Increase ↑	+71.9% Increase ↑
52	WILMINGTON COMMUNITY CLINIC	2,216	1,833	1,851	+1.0% Increase ↑	-16.5% Decrease ↓

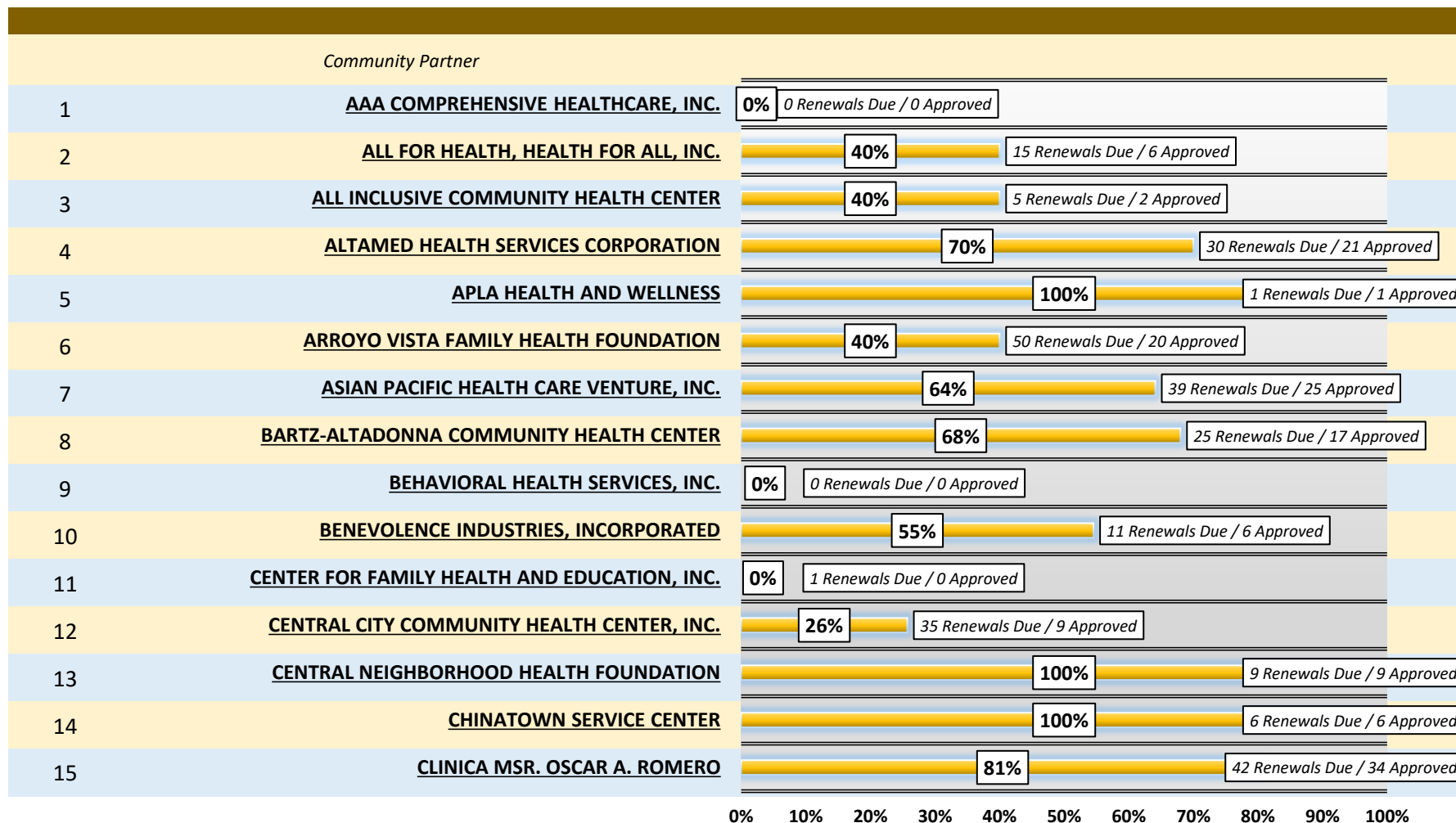
Los Angeles County - Department of Health Services
My Health LA - Monthly Enrollment Report

	Total	134,537	128,194	130,386	+1.7% Increase 	-3.1% Decrease 
--	-------	---------	---------	---------	--	--

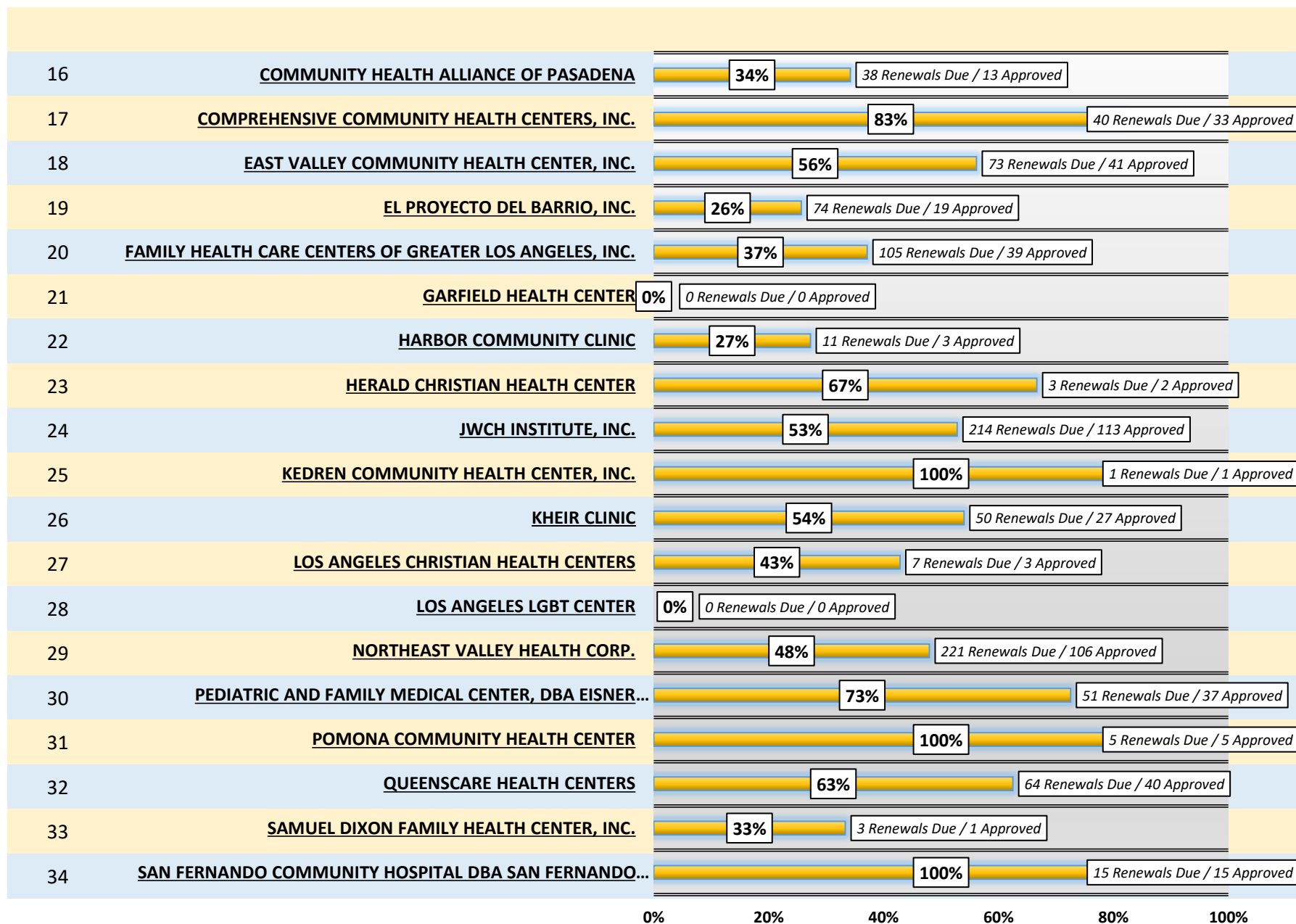
How Many Renewed Their Application?

Renewal Rate By Community Partner - May 2021

(A to Z)



Continued On Next Page



Continued On Next Page

