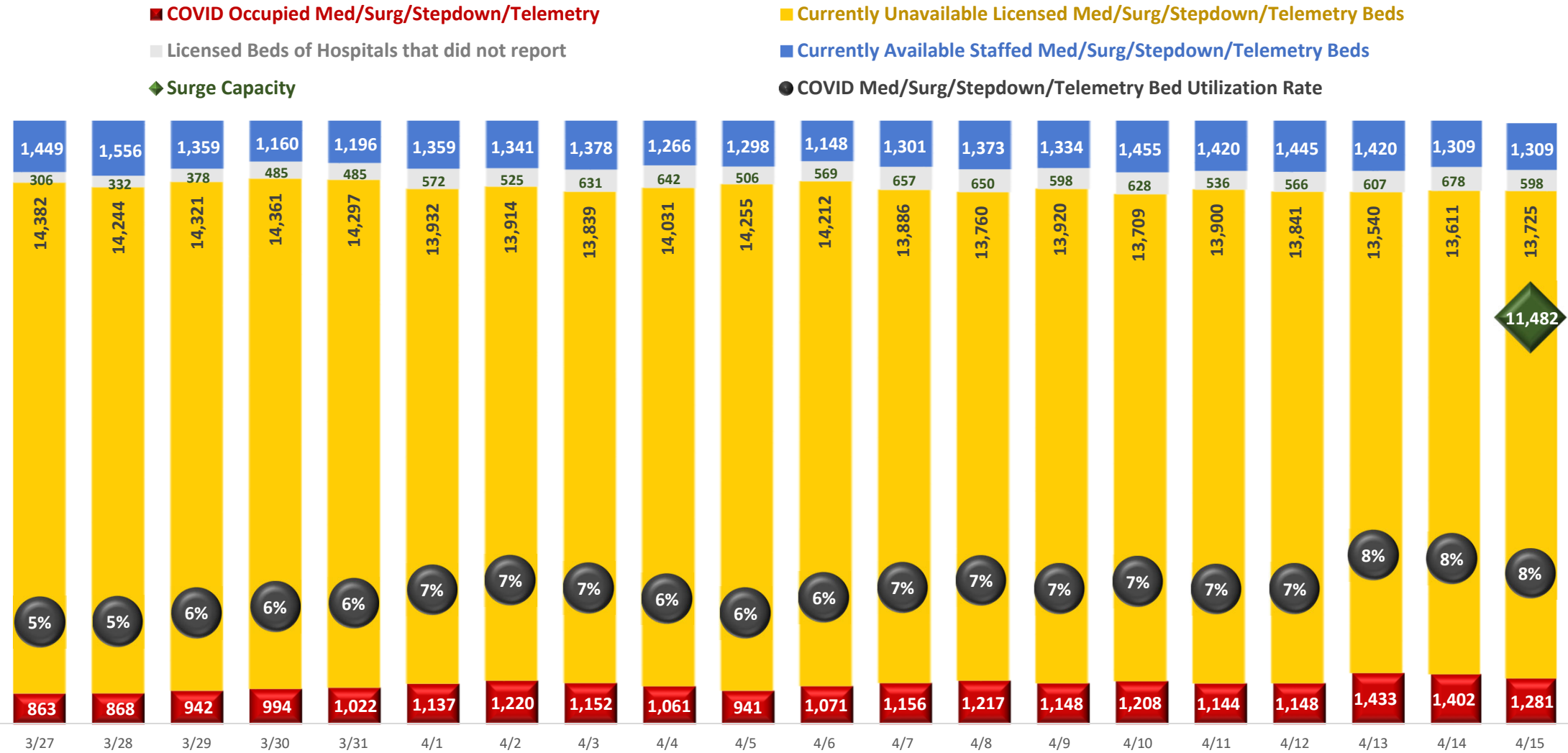


Los Angeles County Emergency Medical Services Agency
HOSPITAL HAyBED AND COVID-19 REPORT

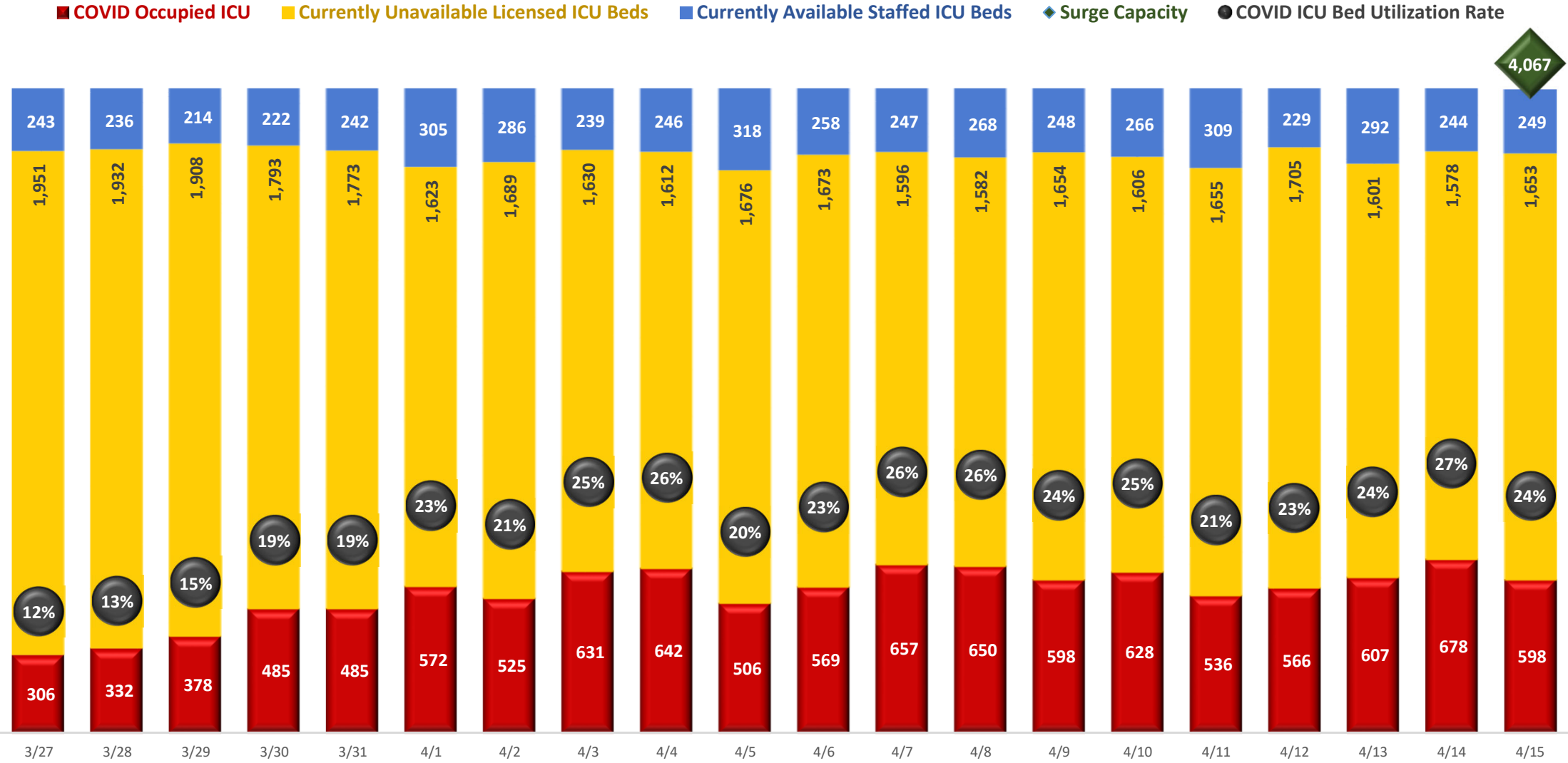
LOS ANGELES COUNTY 9-1-1 RECEIVING HOSPITALS - 70 Hospitals with ~17,000 Licensed General Acute Care Beds
Estimated 2018 Population: 10,284,901



This is self reported data subject to error, represents 70 designated 9-1-1 receiving hospitals.
Surge Capacity - hospitals can flex additional beds to serve ICU/Isolation patients as needed.
Several large hospitals that do not routinely receive 9-1-1 transports also have additional beds that would increase bed capacity in the system.

Los Angeles County Emergency Medical Services Agency
HOSPITAL HAyBED AND COVID-19 REPORT

LOS ANGELES COUNTY 9-1-1 RECEIVING HOSPITALS - 70 Hospitals with ~2,500 Licensed ICU Beds



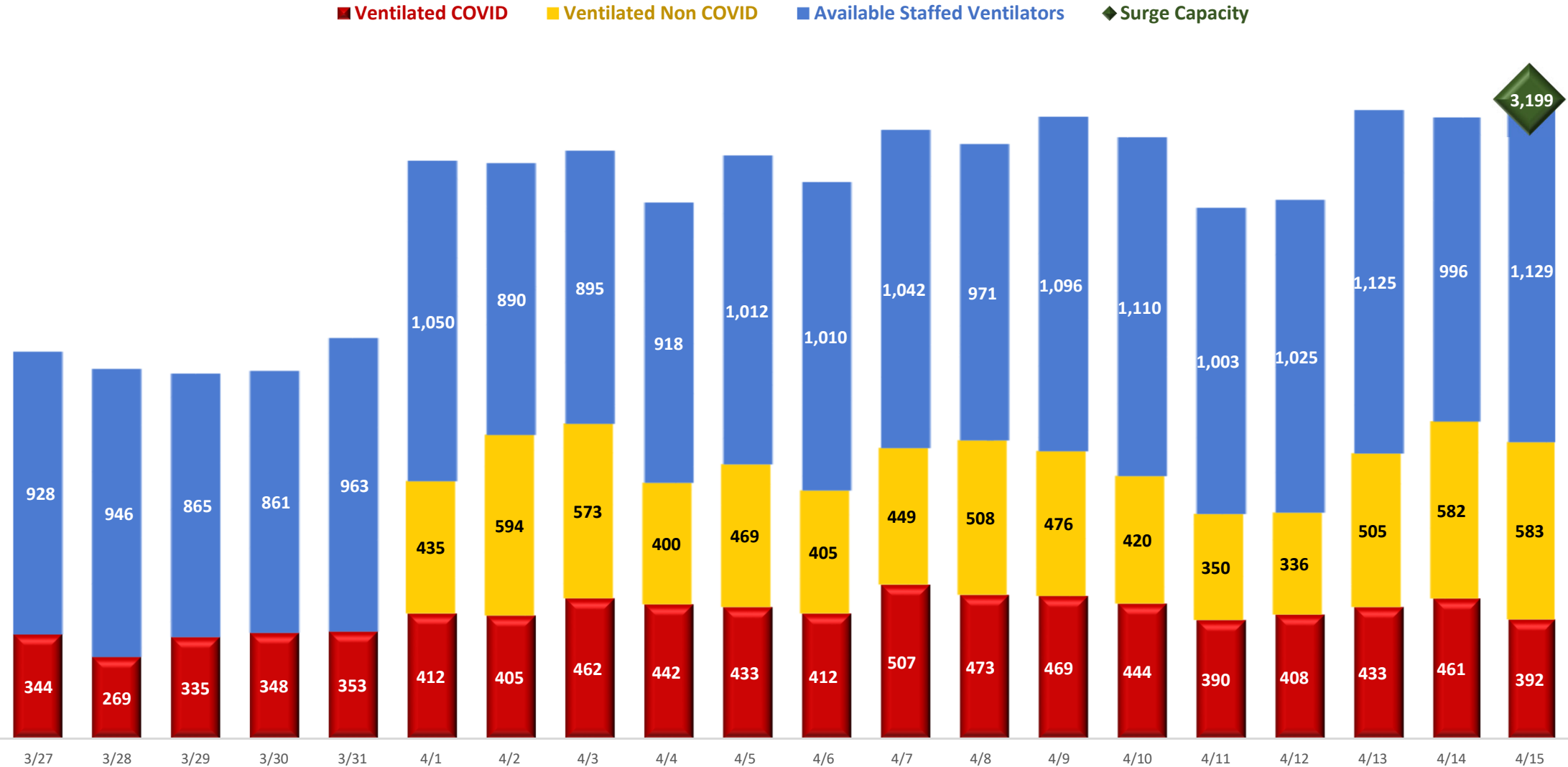
This is self reported data subject to error, represents 70 designated 9-1-1 receiving hospitals.

Surge Capacity - hospitals can flex additional beds to serve ICU/Isolation patients as needed.

Several large hospitals that do not routinely receive 9-1-1 transports also have additional beds that would increase bed capacity in the system.

Los Angeles County Emergency Medical Services Agency
HOSPITAL HAvBED AND COVID-19 REPORT

LOS ANGELES COUNTY 9-1-1 RECEIVING HOSPITALS



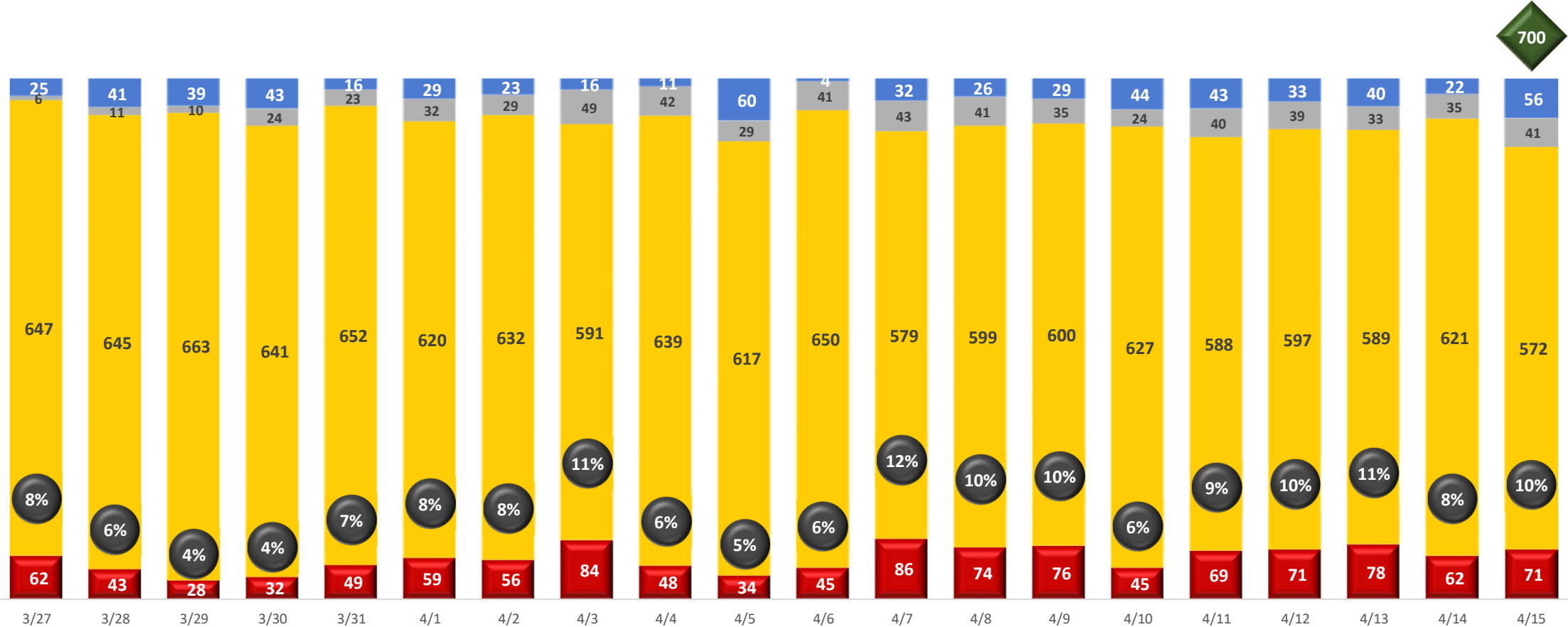
This is self reported data subject to error, represents 70 designated 9-1-1 receiving hospitals.
Surge Capacity - hospitals can flex additional beds to serve ICU/Isolation patients as needed.
Several large hospitals that do not routinely receive 9-1-1 transports also have additional beds that would increase bed capacity in the system.

Los Angeles County Emergency Medical Services Agency
HOSPITAL HAyBED AND COVID-19 REPORT

ANTELOPE VALLEY - NEWHALL REGION - 3 Hospitals with ~740 Licensed General Acute Care Beds

Estimated 2018 Population: 683,792

- COVID Occupied Med/Surg/Stepdown/Telemetry
- Currently Unavailable Licensed Med/Surg/Stepdown/Telemetry Beds
- Licensed Beds of Hospitals that did not report
- Currently Available Staffed Med/Surg/Stepdown/Telemetry Beds
- ◆ Surge Capacity
- COVID Med/Surg/Stepdown/Telemetry Bed Utilization Rate



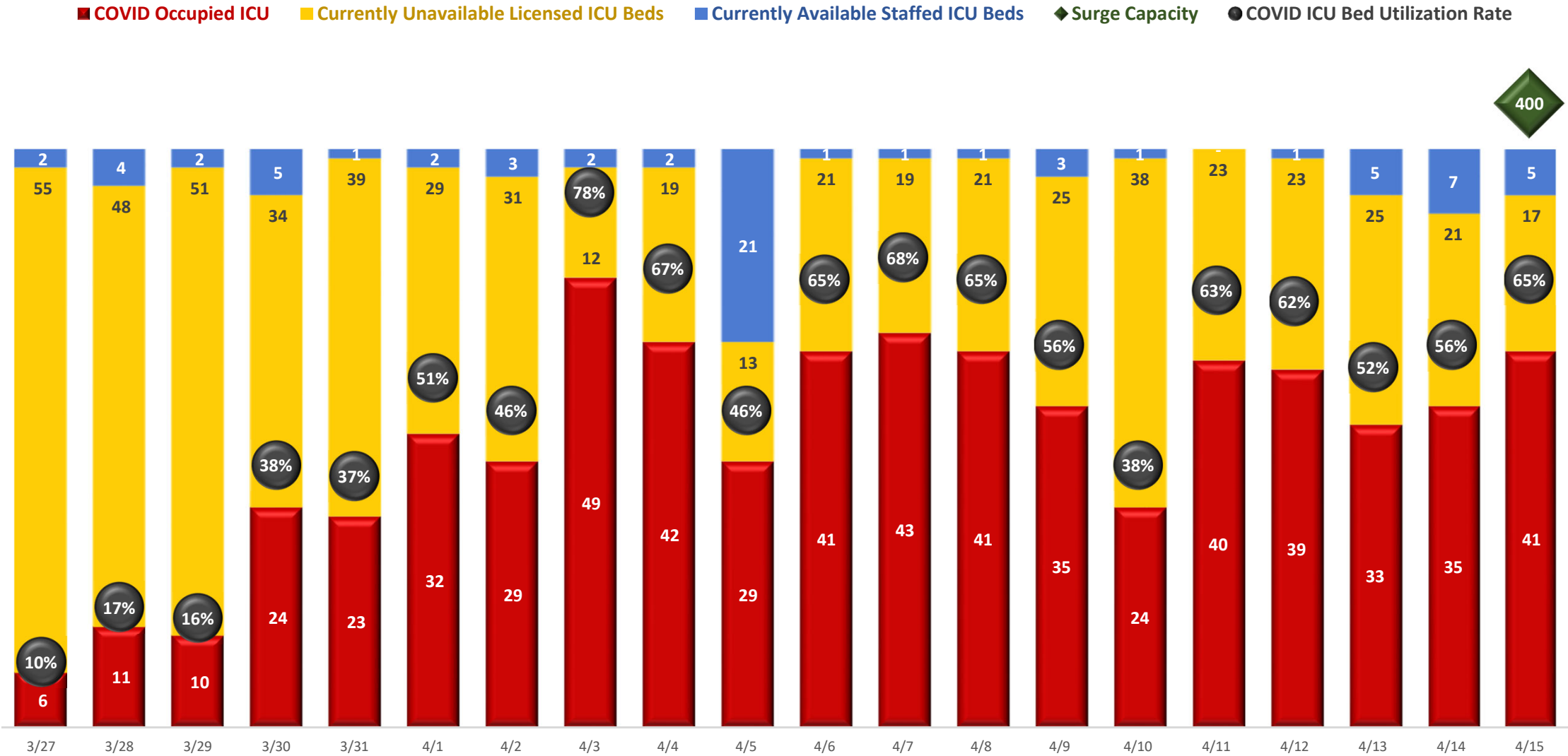
This is self reported data subject to error, represents 70 designated 9-1-1 receiving hospitals.

Surge Capacity - hospitals can flex additional beds to serve ICU/Isolation patients as needed.

Several large hospitals that do not routinely receive 9-1-1 transports also have additional beds that would increase bed capacity in the system.

Los Angeles County Emergency Medical Services Agency
HOSPITAL HAVBED AND COVID-19 REPORT

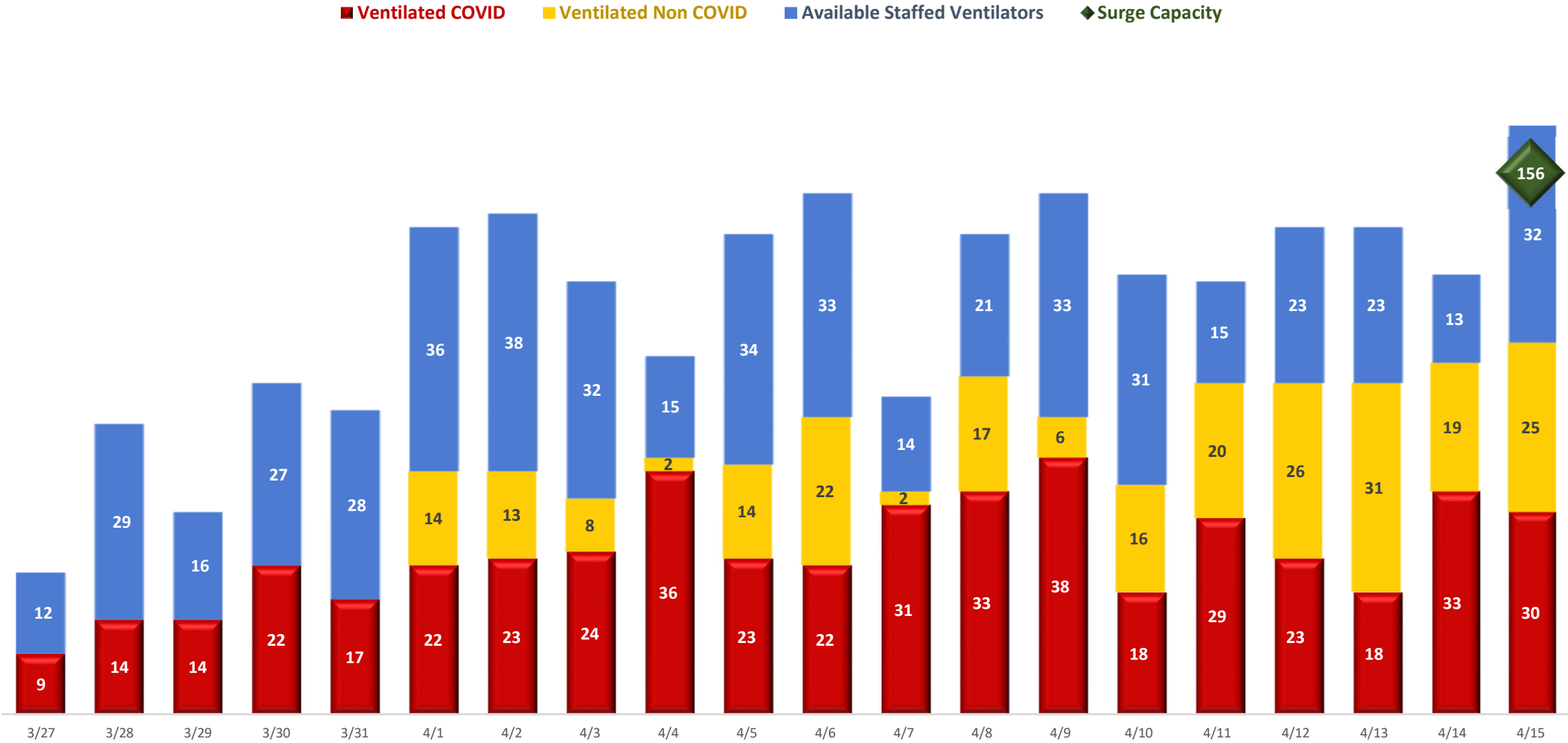
ANTELOPE VALLEY - NEWHALL REGION - 3 Hospitals with ~63 Licensed ICU Beds



This is self reported data subject to error, represents 70 designated 9-1-1 receiving hospitals.
Surge Capacity - hospitals can flex additional beds to serve ICU/Isolation patients as needed.
Several large hospitals that do not routinely receive 9-1-1 transports also have additional beds that would increase bed capacity in the system.

Los Angeles County Emergency Medical Services Agency
HOSPITAL HAvBED AND COVID-19 REPORT

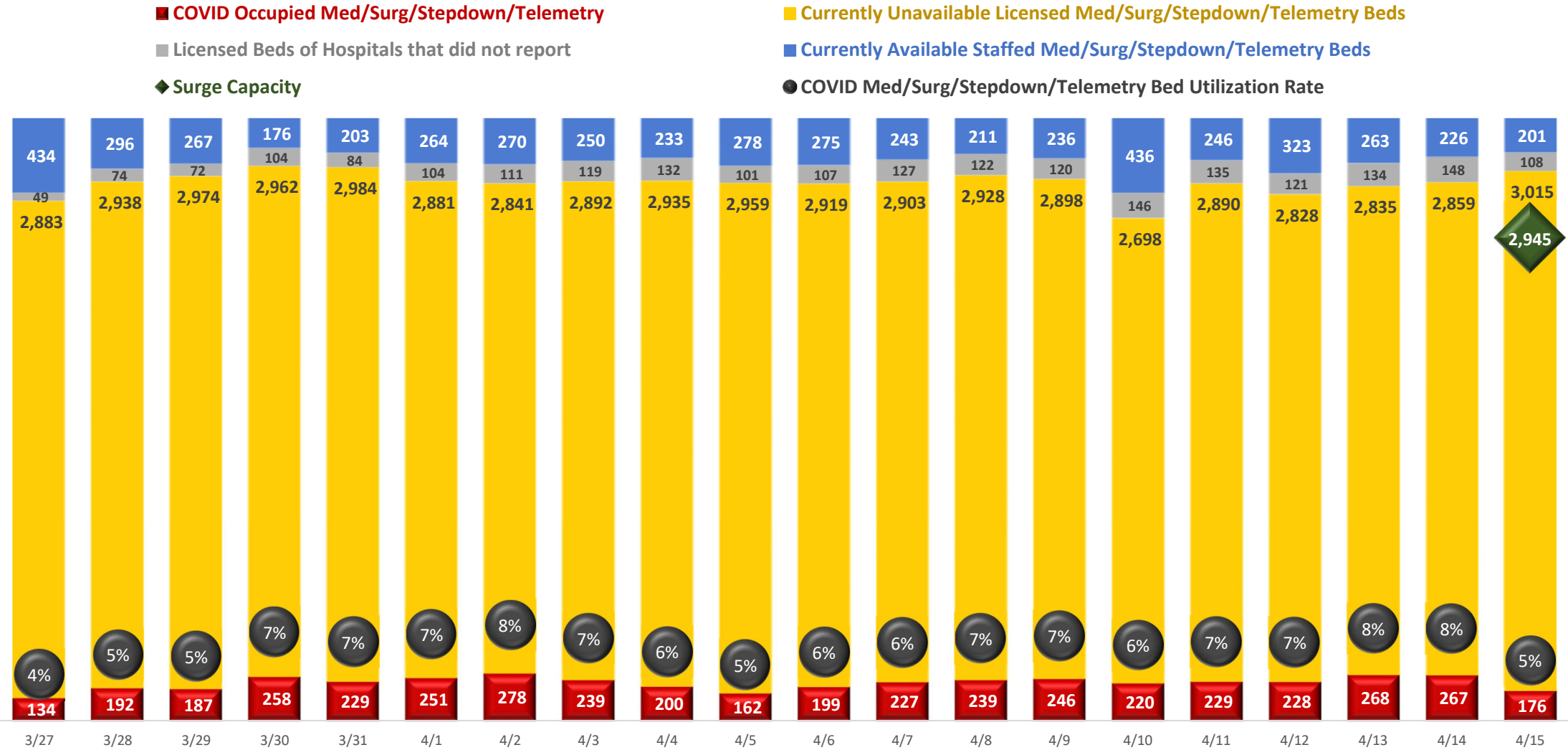
ANTELOPE VALLEY - NEWHALL REGION - 3 Hospitals



This is self reported data subject to error, represents 70 designated 9-1-1 receiving hospitals.
Surge Capacity - hospitals can flex additional beds to serve ICU/Isolation patients as needed.
Several large hospitals that do not routinely receive 9-1-1 transports also have additional beds that would increase bed capacity in the system.

Los Angeles County Emergency Medical Services Agency
HOSPITAL HAyBED AND COVID-19 REPORT

SAN FERNADO VALLEY - 16 Hospitals with ~3,500 Licensed General Acute Care Beds
Estimated 2018 Population: 2,050,913



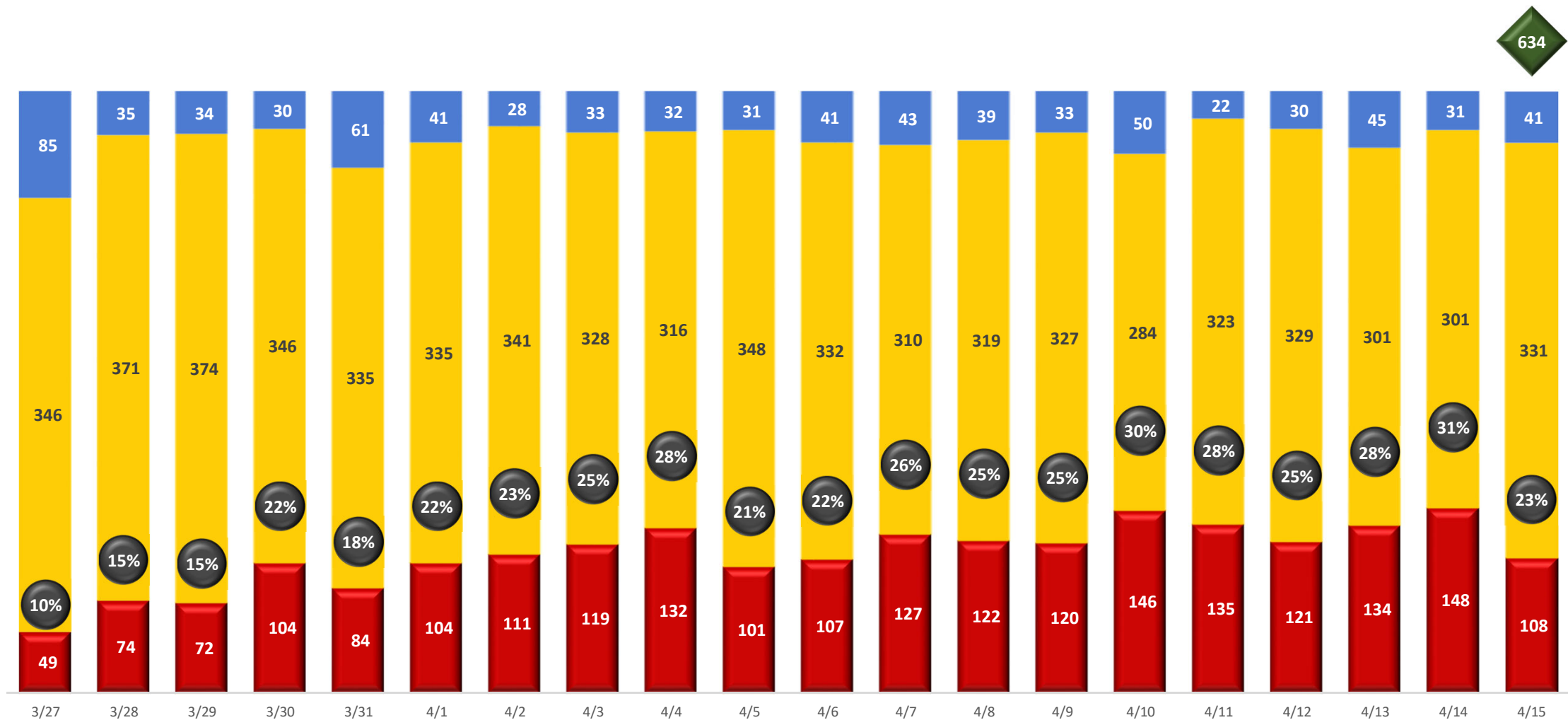
This is self reported data subject to error, represents 70 designated 9-1-1 receiving hospitals.
Surge Capacity - hospitals can flex additional beds to serve ICU/Isolation patients as needed.
Several large hospitals that do not routinely receive 9-1-1 transports also have additional beds that would increase bed capacity in the system.

Los Angeles County Emergency Medical Services Agency

HOSPITAL HAyBED AND COVID-19 REPORT

SAN FERNANDO VALLEY - 16 Hospitals with ~480 Licensed ICU Beds

■ COVID Occupied ICU
■ Currently Unavailable Licensed ICU Beds
■ Currently Available Staffed ICU Beds
◆ Surge Capacity
● COVID ICU Bed Utilization Rate



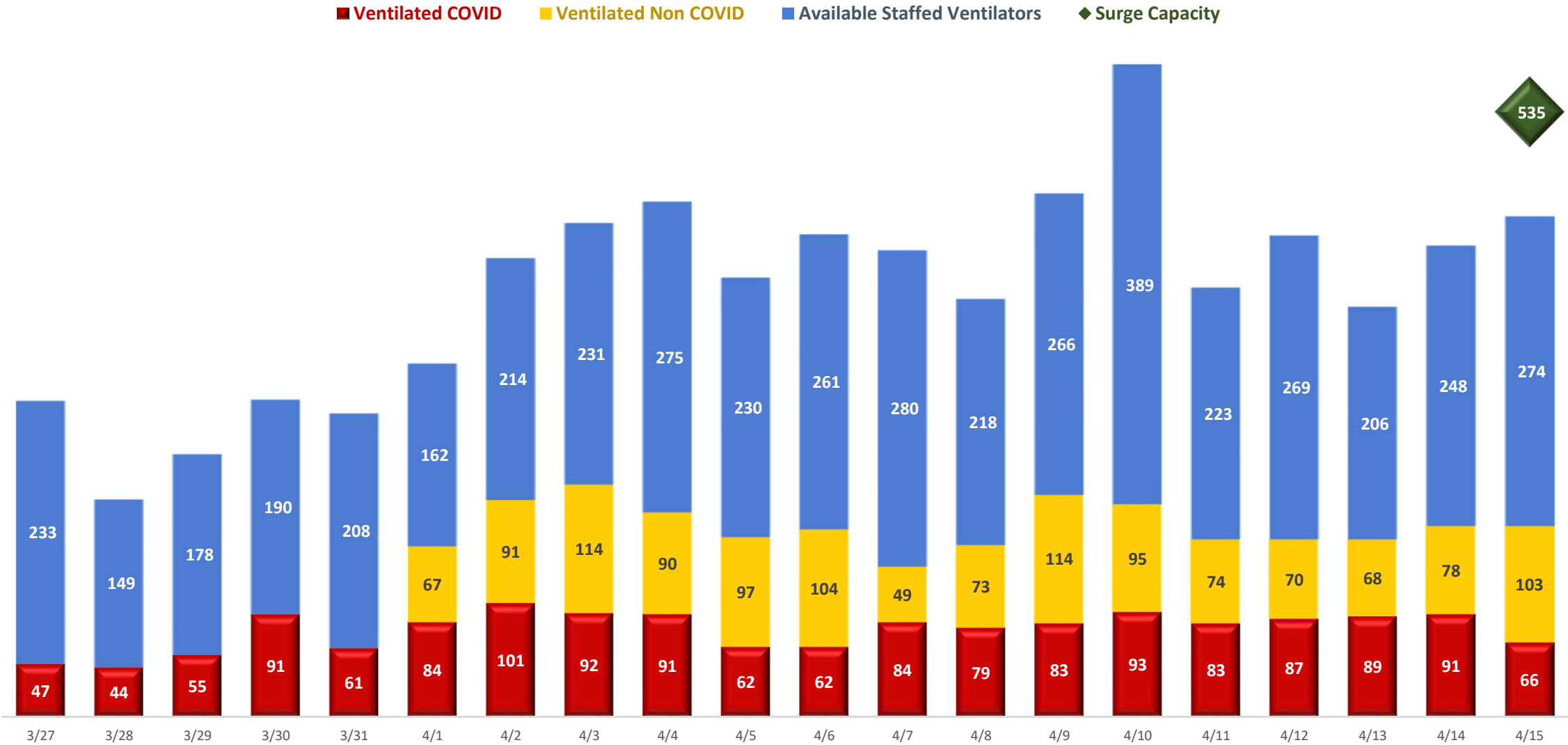
This is self reported data subject to error, represents 70 designated 9-1-1 receiving hospitals.

Surge Capacity - hospitals can flex additional beds to serve ICU/Isolation patients as needed.

Several large hospitals that do not routinely receive 9-1-1 transports also have additional beds that would increase bed capacity in the system.

Los Angeles County Emergency Medical Services Agency
HOSPITAL HAvBED AND COVID-19 REPORT

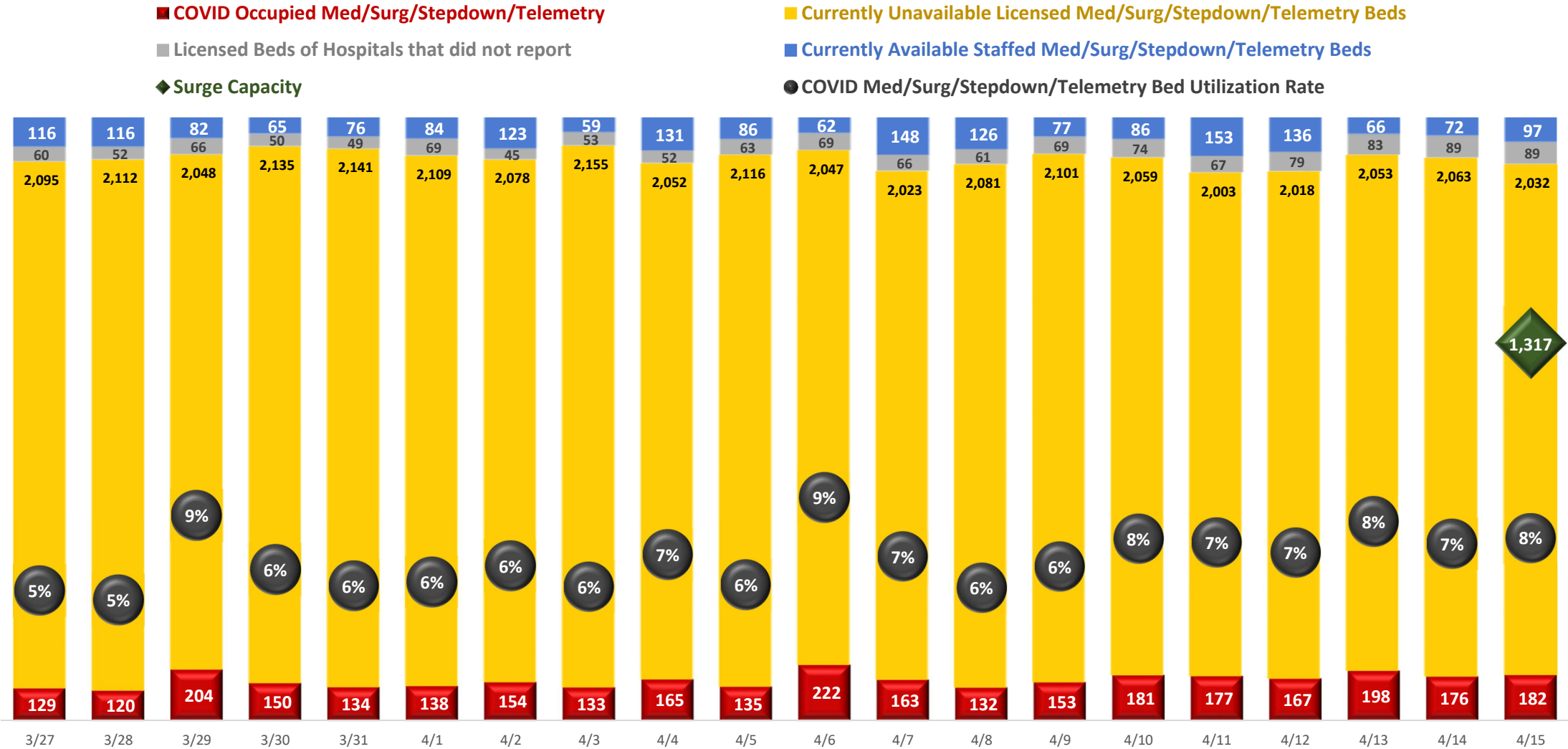
SAN FERNANDO VALLEY - 3 Hospitals



This is self reported data subject to error, represents 70 designated 9-1-1 receiving hospitals.
Surge Capacity - hospitals can flex additional beds to serve ICU/Isolation patients as needed.
Several large hospitals that do not routinely receive 9-1-1 transports also have additional beds that would increase bed capacity in the system.

Los Angeles County Emergency Medical Services Agency
HOSPITAL HAyBED AND COVID-19 REPORT

SAN GABRIEL VALLEY - 16 Hospitals with ~2,400 Licensed General Acute Care Beds
Estimated 2018 Population: 1,625,381



This is self reported data subject to error, represents 70 designated 9-1-1 receiving hospitals.

Surge Capacity - hospitals can flex additional beds to serve ICU/Isolation patients as needed.

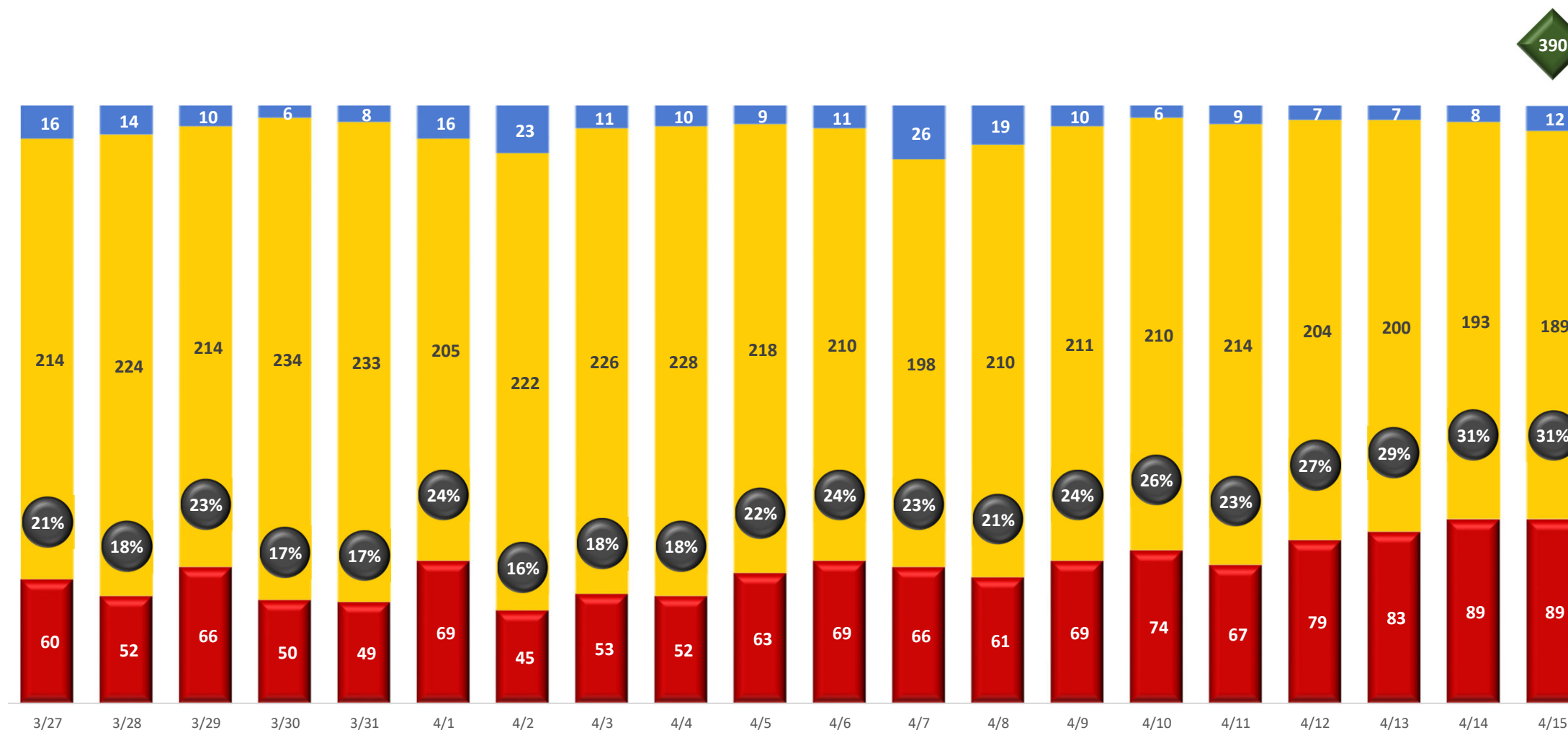
Several large hospitals that do not routinely receive 9-1-1 transports also have additional beds that would increase bed capacity in the system.

Los Angeles County Emergency Medical Services Agency

HOSPITAL HAyBED AND COVID-19 REPORT

SAN GABRIEL VALLEY - 16 Hospitals with ~290 Licensed ICU Beds

■ COVID Occupied ICU
■ Currently Unavailable Licensed ICU Beds
■ Currently Available Staffed ICU Beds
◆ Surge Capacity
● COVID ICU Bed Utilization Rate



This is self reported data subject to error, represents 70 designated 9-1-1 receiving hospitals.

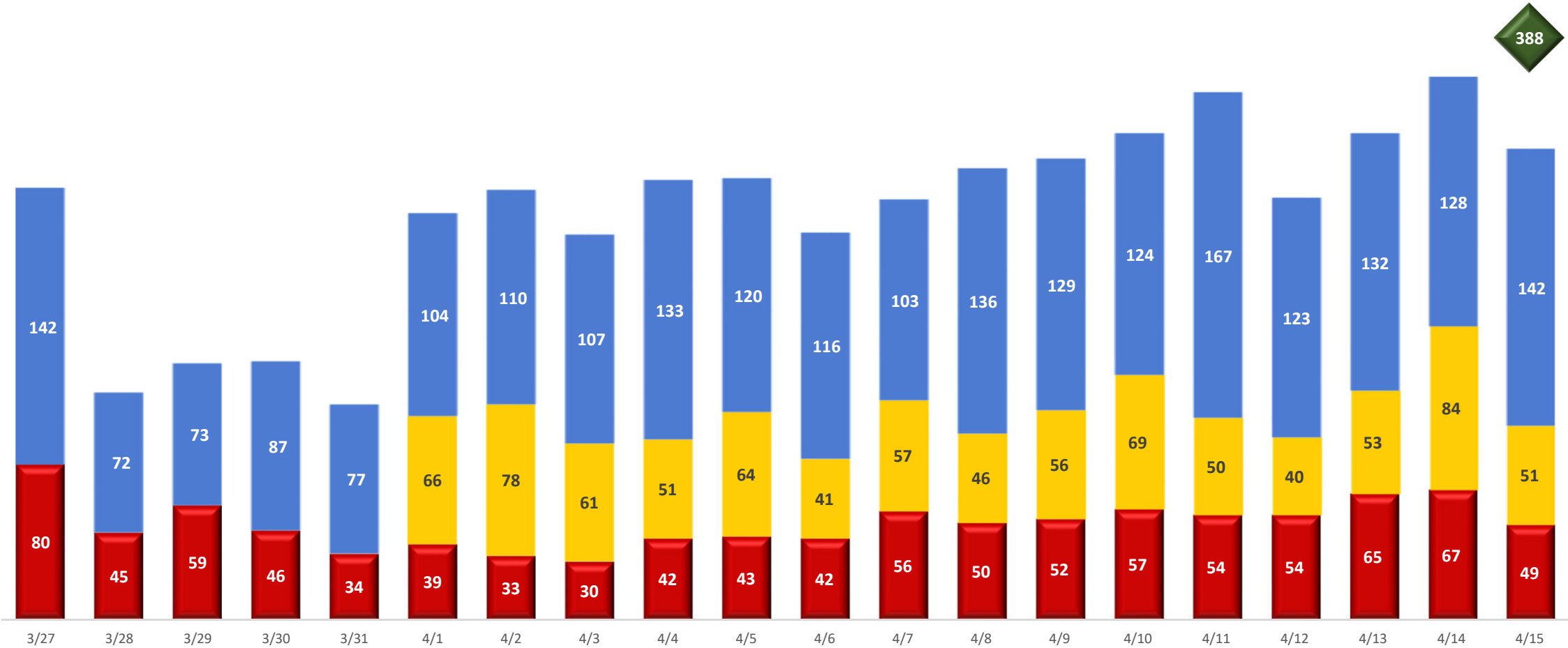
Surge Capacity - hospitals can flex additional beds to serve ICU/Isolation patients as needed.

Several large hospitals that do not routinely receive 9-1-1 transports also have additional beds that would increase bed capacity in the system.

Los Angeles County Emergency Medical Services Agency
HOSPITAL HAvBED AND COVID-19 REPORT

SAN GABRIEL VALLEY - 13 Hospitals

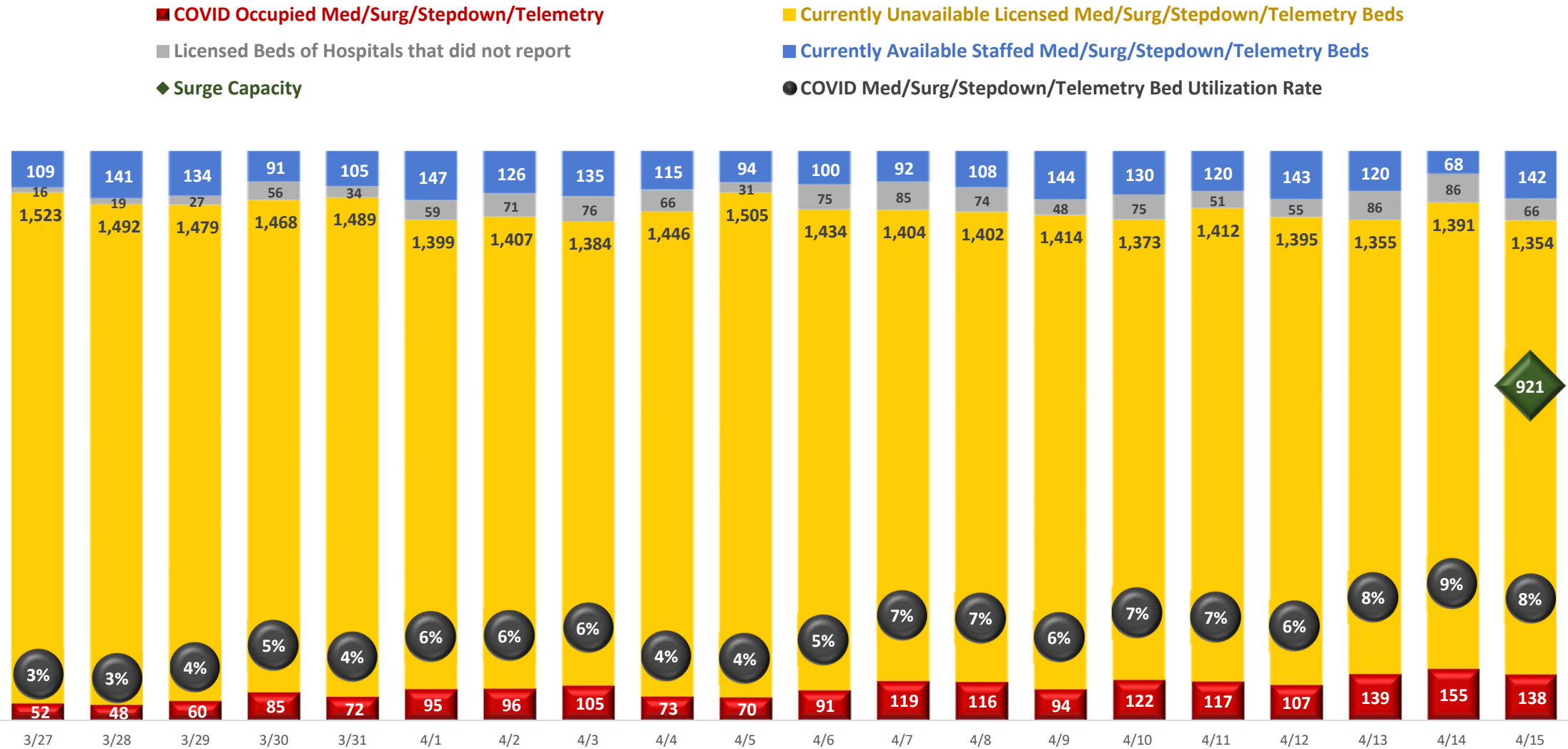
■ Ventilated COVID ■ Ventilated Non COVID ■ Available Staffed Ventilators ◆ Surge Capacity



This is self reported data subject to error, represents 70 designated 9-1-1 receiving hospitals.
Surge Capacity - hospitals can flex additional beds to serve ICU/Isolation patients as needed.
Several large hospitals that do not routinely receive 9-1-1 transports also have additional beds that would increase bed capacity in the system.

Los Angeles County Emergency Medical Services Agency
HOSPITAL HAvBED AND COVID-19 REPORT

EAST REGION - 8 Hospitals with ~1,700 Licensed General Acute Care Beds
Estimated 2018 Population: 678,004



This is self reported data subject to error, represents 70 designated 9-1-1 receiving hospitals.

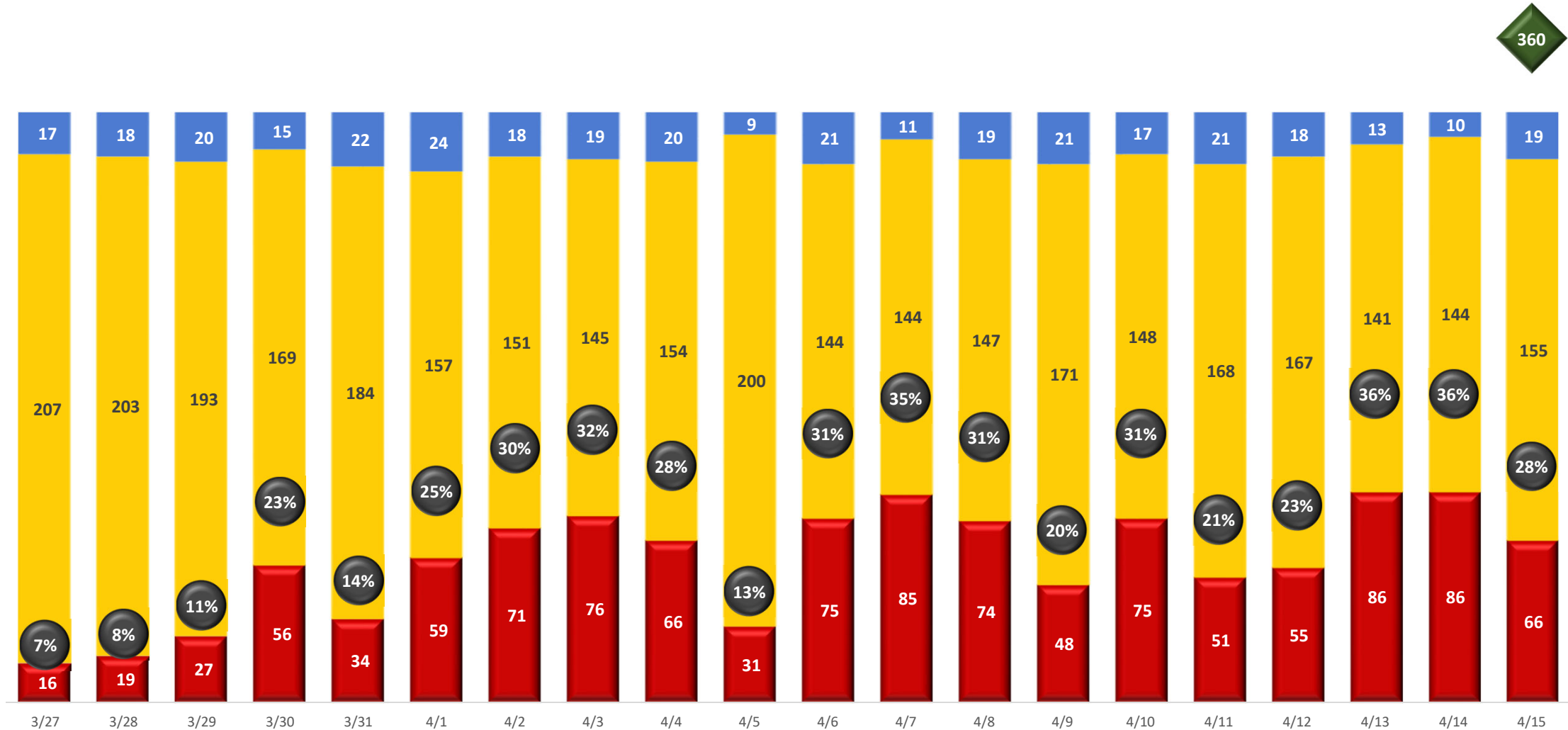
Surge Capacity - hospitals can flex additional beds to serve ICU/Isolation patients as needed.

Several large hospitals that do not routinely receive 9-1-1 transports also have additional beds that would increase bed capacity in the system.

Los Angeles County Emergency Medical Services Agency
HOSPITAL HAvBED AND COVID-19 REPORT

EAST REGION - 8 Hospitals with ~240 Licensed ICU Beds

■ COVID Occupied ICU ■ Currently Unavailable Licensed ICU Beds ■ Currently Available Staffed ICU Beds ◆ Surge Capacity ● COVID ICU Bed Utilization Rate



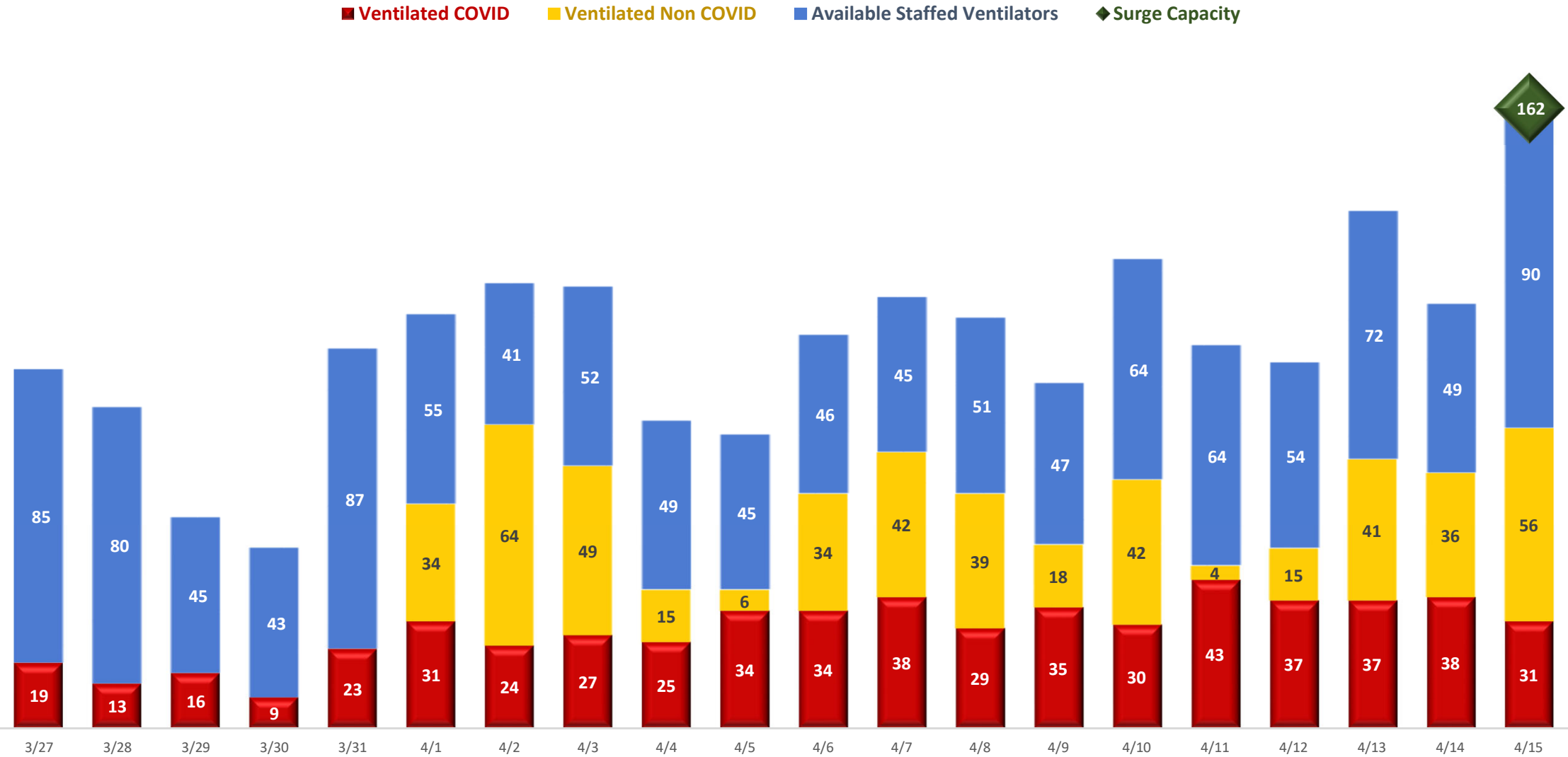
This is self reported data subject to error, represents 70 designated 9-1-1 receiving hospitals.

Surge Capacity - hospitals can flex additional beds to serve ICU/Isolation patients as needed.

Several large hospitals that do not routinely receive 9-1-1 transports also have additional beds that would increase bed capacity in the system.

Los Angeles County Emergency Medical Services Agency
HOSPITAL HAyBED AND COVID-19 REPORT

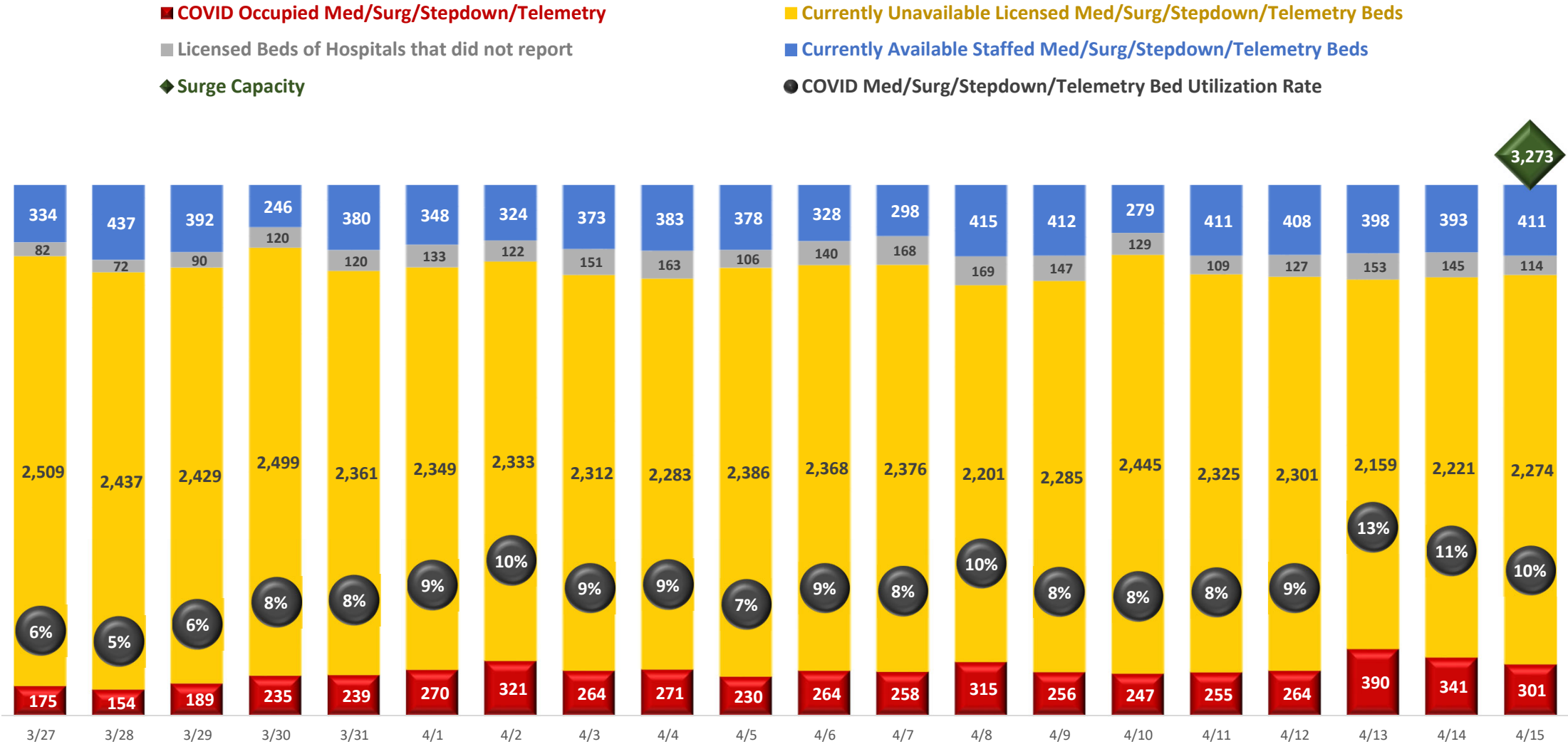
EAST REGION - 8 Hospitals



This is self reported data subject to error, represents 70 designated 9-1-1 receiving hospitals.
Surge Capacity - hospitals can flex additional beds to serve ICU/Isolation patients as needed.
Several large hospitals that do not routinely receive 9-1-1 transports also have additional beds that would increase bed capacity in the system.

Los Angeles County Emergency Medical Services Agency
HOSPITAL HA_vBED AND COVID-19 REPORT

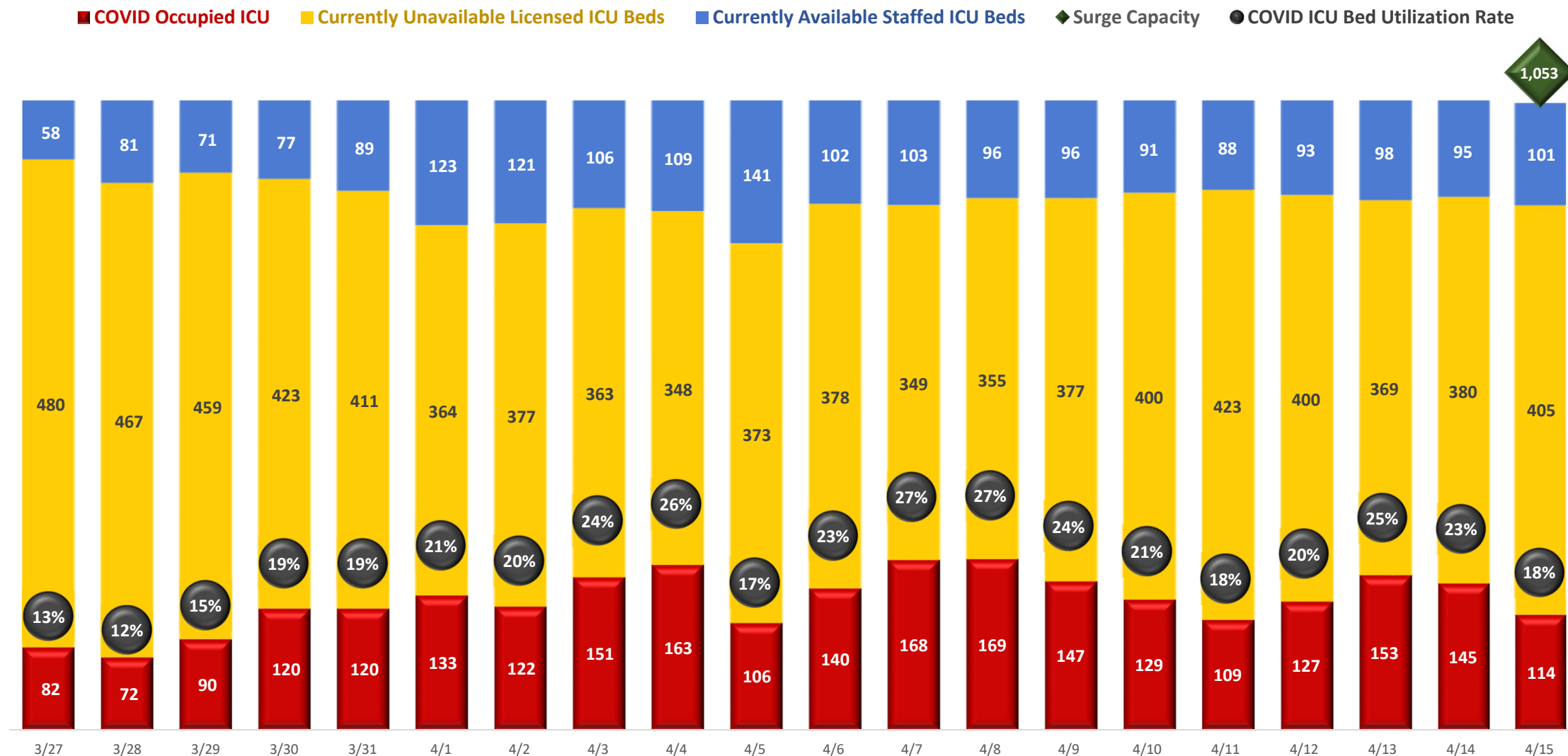
METRO REGION - 11 Hospitals with ~3,100 Licensed General Acute Care Beds
Estimated 2018 Population: 2,570,407



This is self reported data subject to error, represents 70 designated 9-1-1 receiving hospitals.
Surge Capacity - hospitals can flex additional beds to serve ICU/Isolation patients as needed.
Several large hospitals that do not routinely receive 9-1-1 transports also have additional beds that would increase bed capacity in the system.

Los Angeles County Emergency Medical Services Agency HOSPITAL HAyBED AND COVID-19 REPORT

METRO REGION - 11 Hospitals with ~620 Licensed ICU Beds



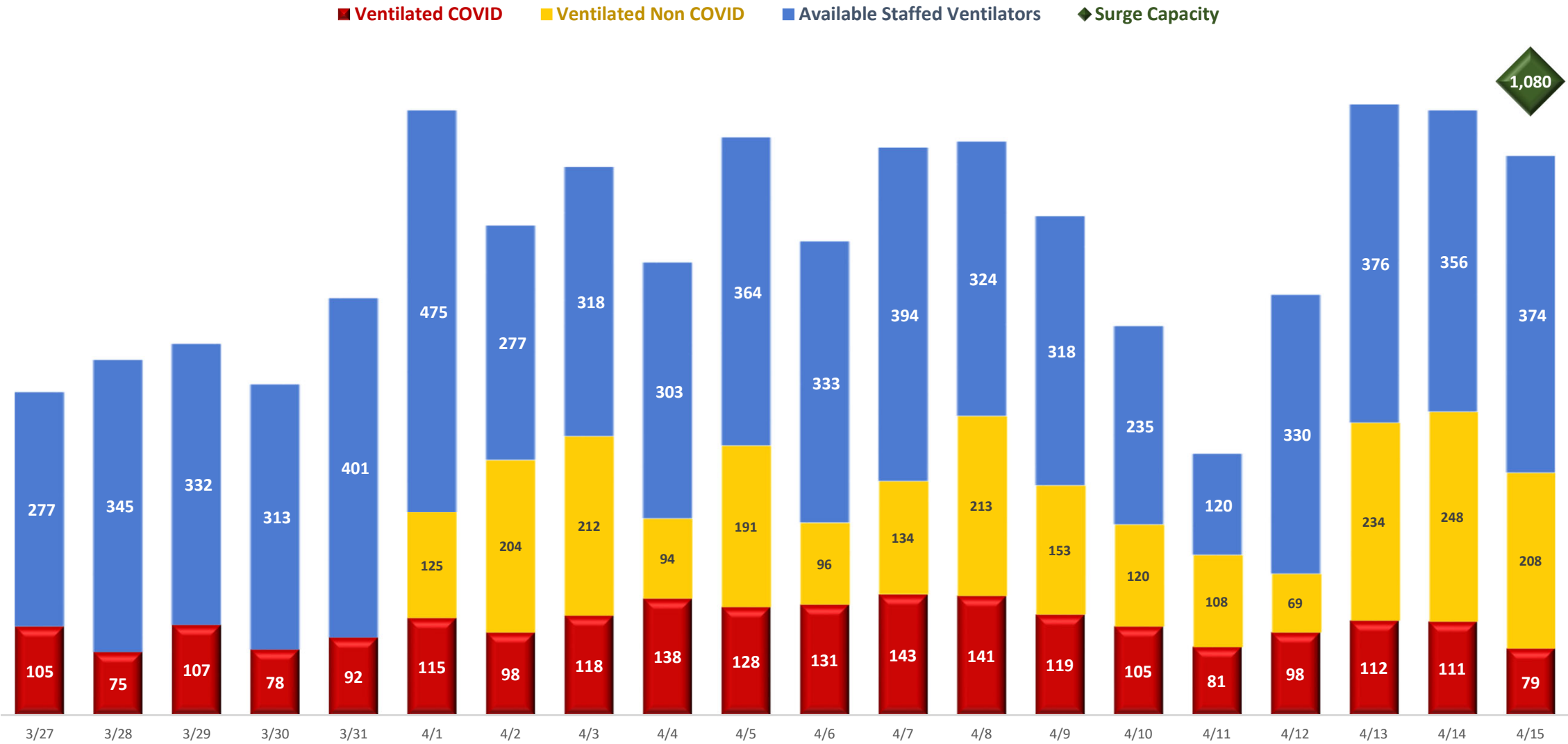
This is self reported data subject to error, represents 70 designated 9-1-1 receiving hospitals.

Surge Capacity - hospitals can flex additional beds to serve ICU/Isolation patients as needed.

Several large hospitals that do not routinely receive 9-1-1 transports also have additional beds that would increase bed capacity in the system.

Los Angeles County Emergency Medical Services Agency
HOSPITAL HA^vBED AND COVID-19 REPORT

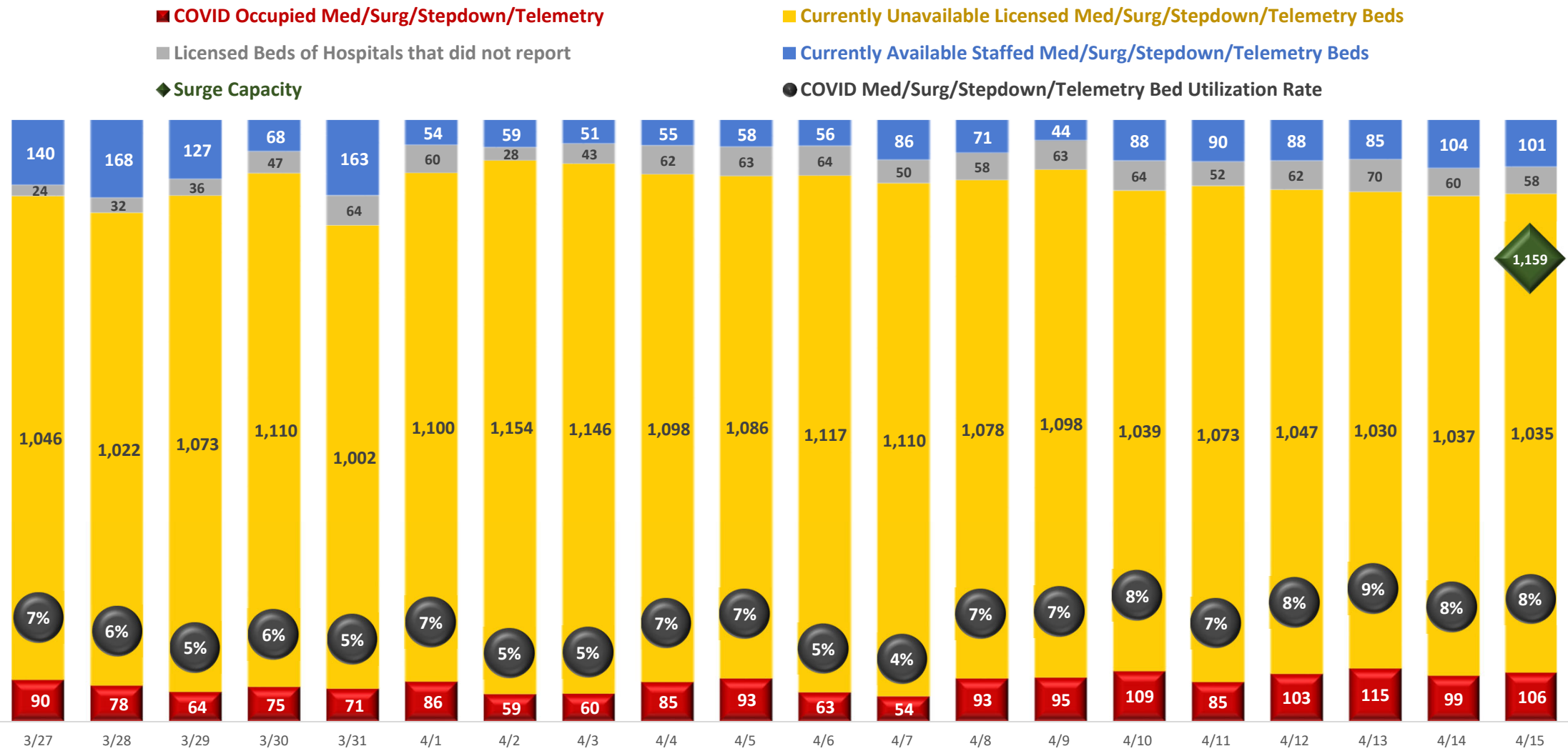
METRO REGION - 11 Hospitals



This is self reported data subject to error, represents 70 designated 9-1-1 receiving hospitals.
Surge Capacity - hospitals can flex additional beds to serve ICU/Isolation patients as needed.
Several large hospitals that do not routinely receive 9-1-1 transports also have additional beds that would increase bed capacity in the system.

Los Angeles County Emergency Medical Services Agency
HOSPITAL HAyBED AND COVID-19 REPORT

WEST REGION - 6 Hospitals with ~1,300 Licensed General Acute Care Beds
Estimated 2018 Population: 363,737

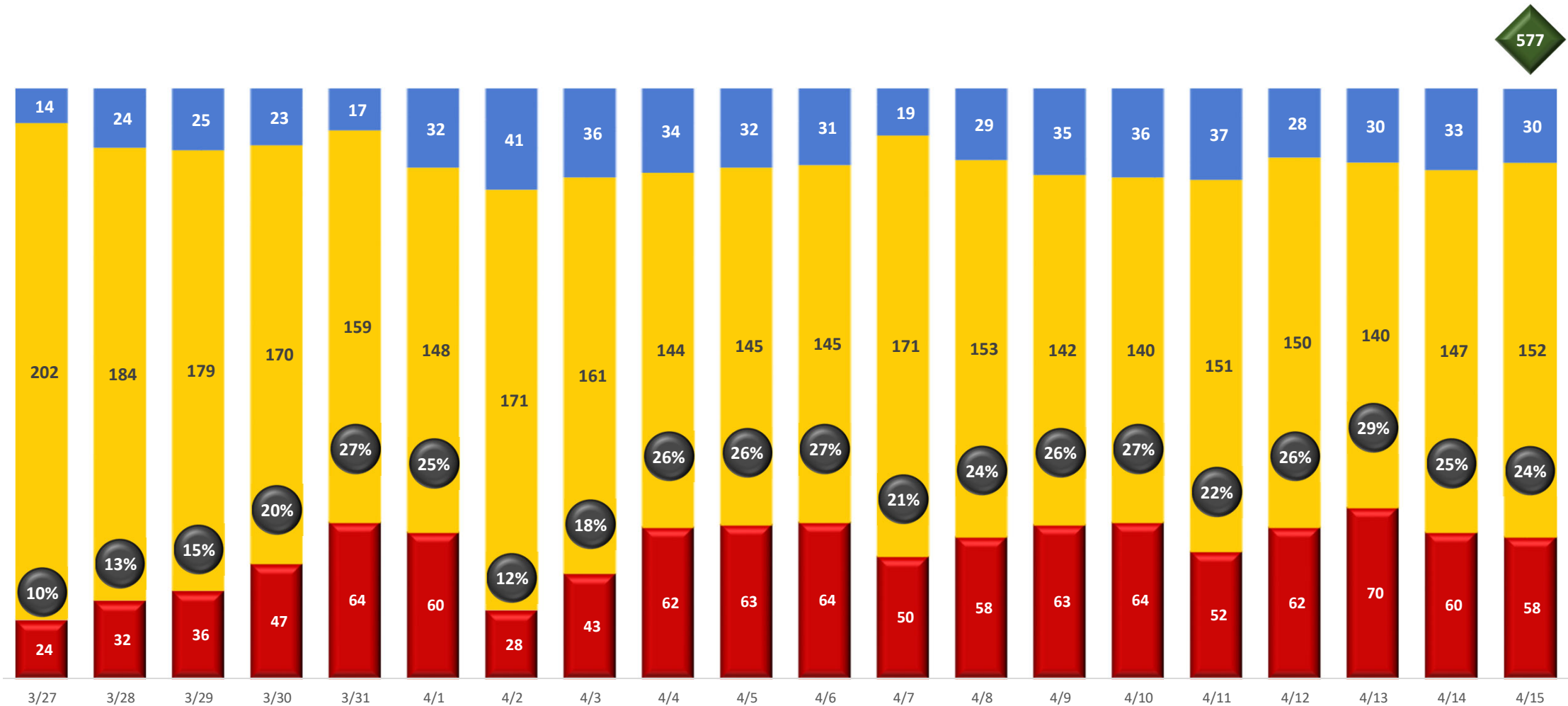


This is self reported data subject to error, represents 70 designated 9-1-1 receiving hospitals.
Surge Capacity - hospitals can flex additional beds to serve ICU/Isolation patients as needed.
Several large hospitals that do not routinely receive 9-1-1 transports also have additional beds that would increase bed capacity in the system.

Los Angeles County Emergency Medical Services Agency
HOSPITAL HAvBED AND COVID-19 REPORT

WEST REGION - 6 Hospitals with ~240 Licensed ICU Beds

■ COVID Occupied ICU ■ Currently Unavailable Licensed ICU Beds ■ Currently Available Staffed ICU Beds ◆ Surge Capacity ● COVID ICU Bed Utilization Rate



This is self reported data subject to error, represents 70 designated 9-1-1 receiving hospitals.

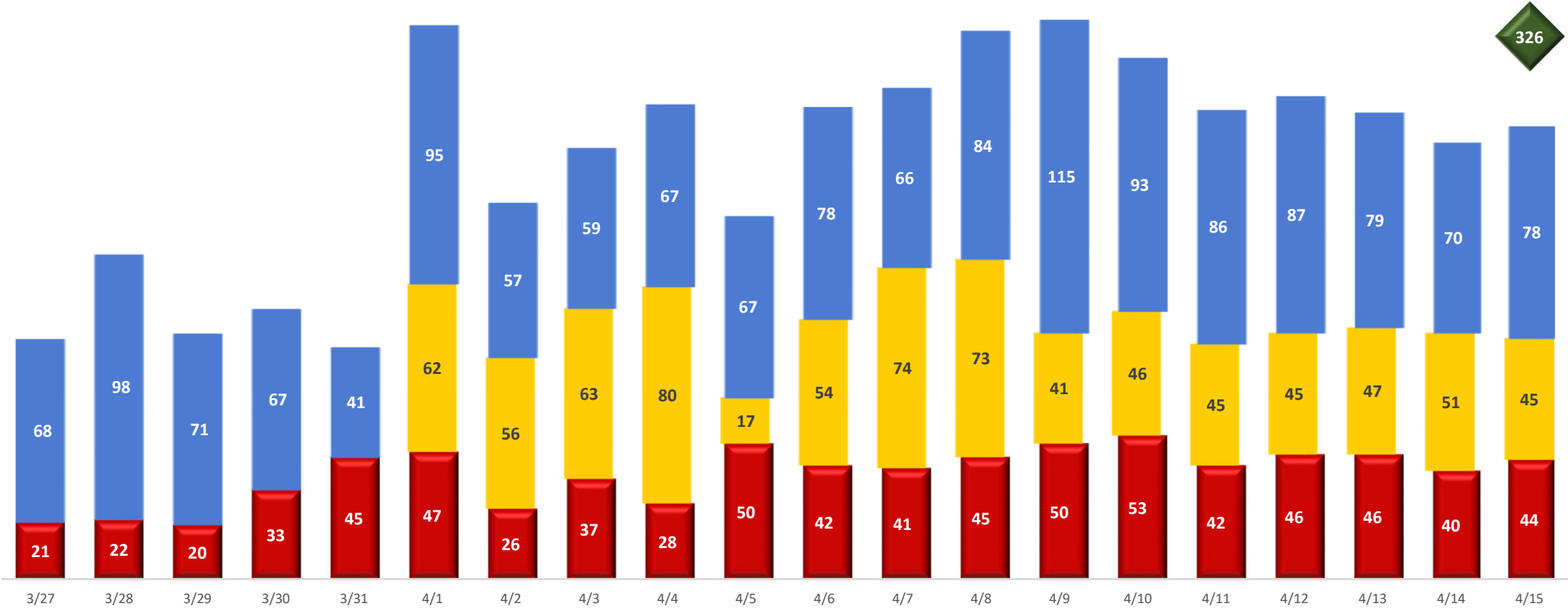
Surge Capacity - hospitals can flex additional beds to serve ICU/Isolation patients as needed.

Several large hospitals that do not routinely receive 9-1-1 transports also have additional beds that would increase bed capacity in the system.

Los Angeles County Emergency Medical Services Agency
HOSPITAL HAvBED AND COVID-19 REPORT

WEST REGION - 6 Hospitals

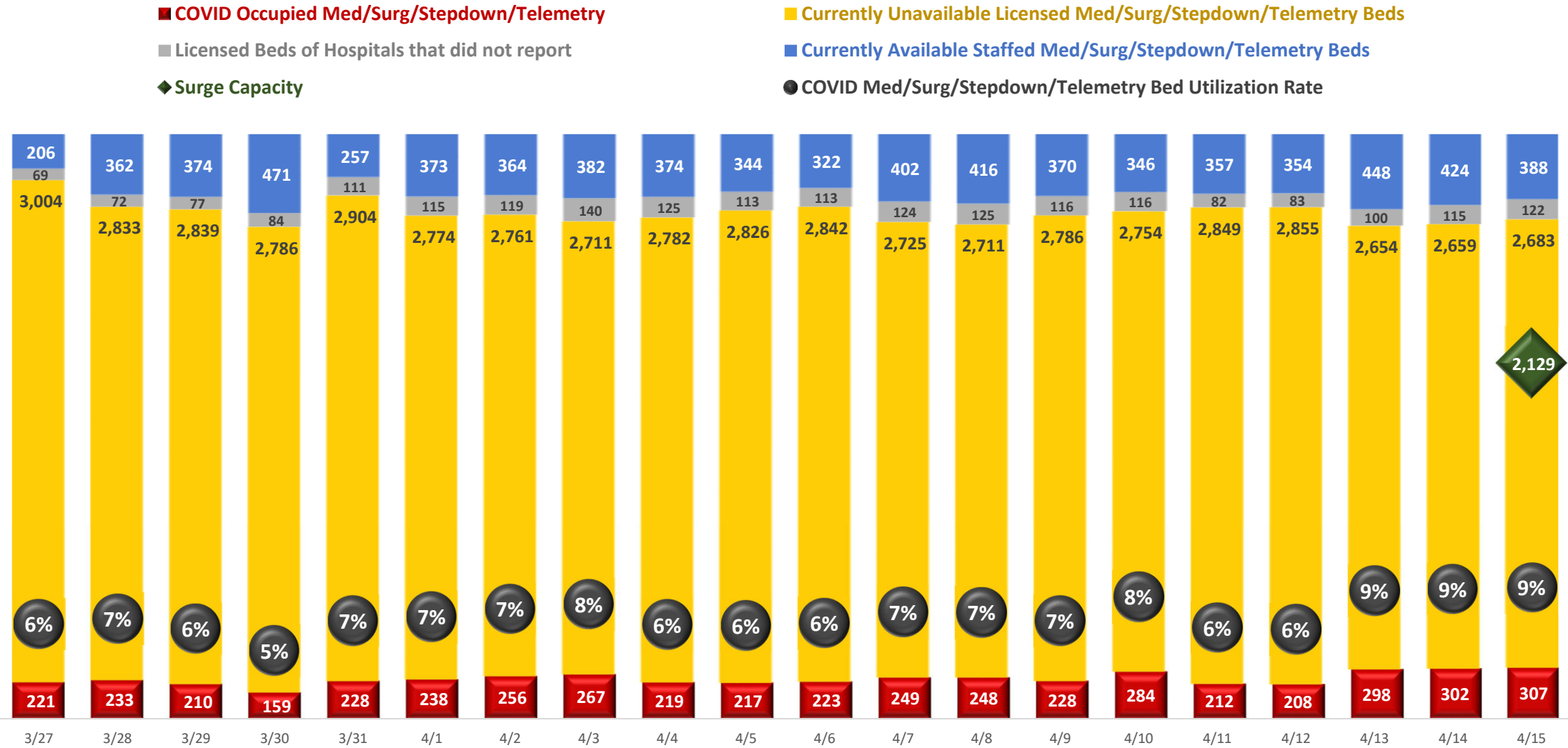
■ Ventilated COVID ■ Ventilated Non COVID ■ Available Staffed Ventilators ◆ Surge Capacity



This is self reported data subject to error, represents 70 designated 9-1-1 receiving hospitals.
Surge Capacity - hospitals can flex additional beds to serve ICU/Isolation patients as needed.
Several large hospitals that do not routinely receive 9-1-1 transports also have additional beds that would increase bed capacity in the system.

Los Angeles County Emergency Medical Services Agency
HOSPITAL HAyBED AND COVID-19 REPORT

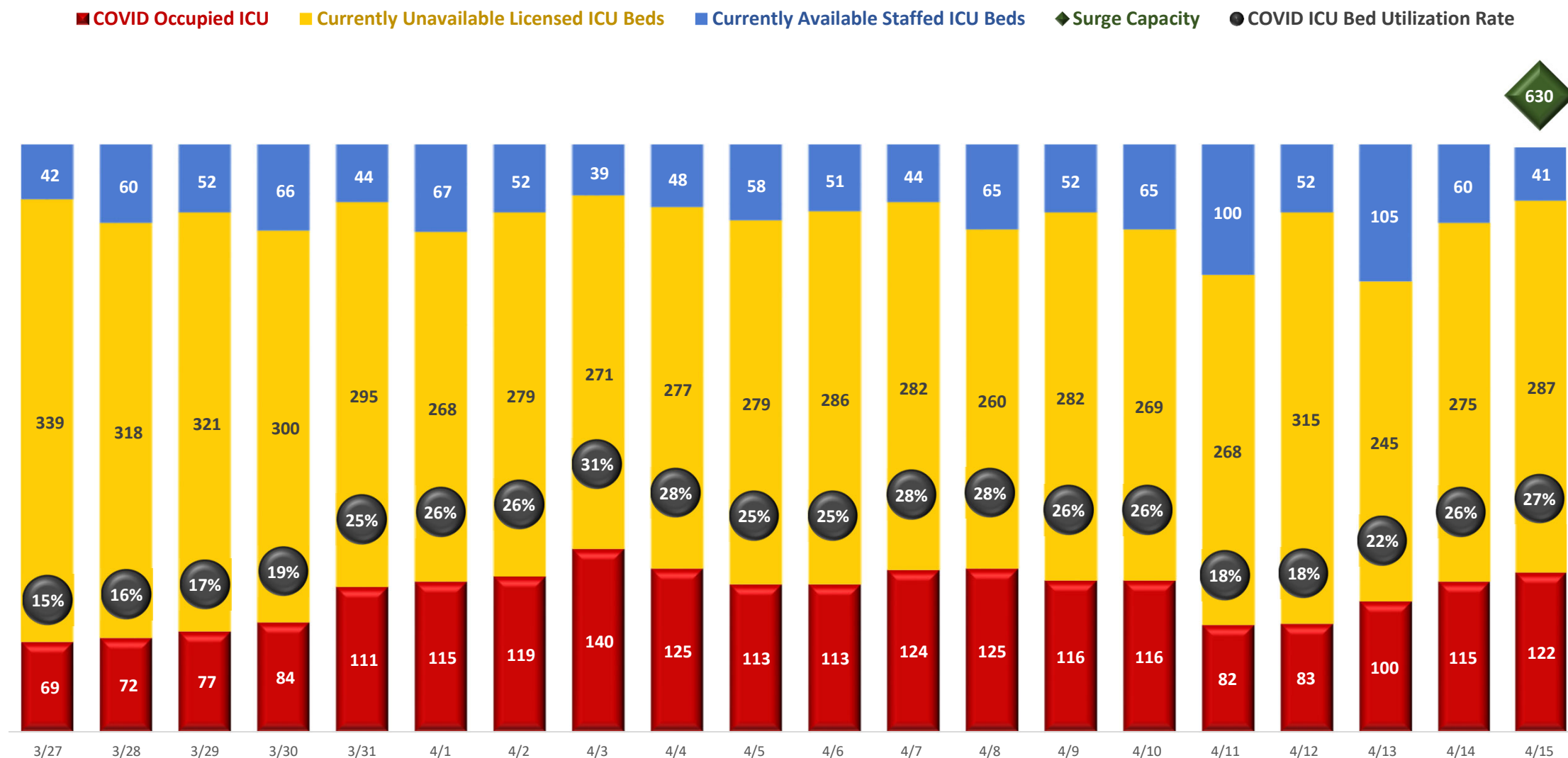
SOUTH REGION - 6 Hospitals with ~3,500 Licensed General Acute Care Beds
Estimated 2018 Population: 2,312,667



This is self reported data subject to error, represents 70 designated 9-1-1 receiving hospitals.
Surge Capacity - hospitals can flex additional beds to serve ICU/Isolation patients as needed.
Several large hospitals that do not routinely receive 9-1-1 transports also have additional beds that would increase bed capacity in the system.

Los Angeles County Emergency Medical Services Agency HOSPITAL HAvBED AND COVID-19 REPORT

SOUTH REGION - 13 Hospitals with ~450 Licensed ICU Beds



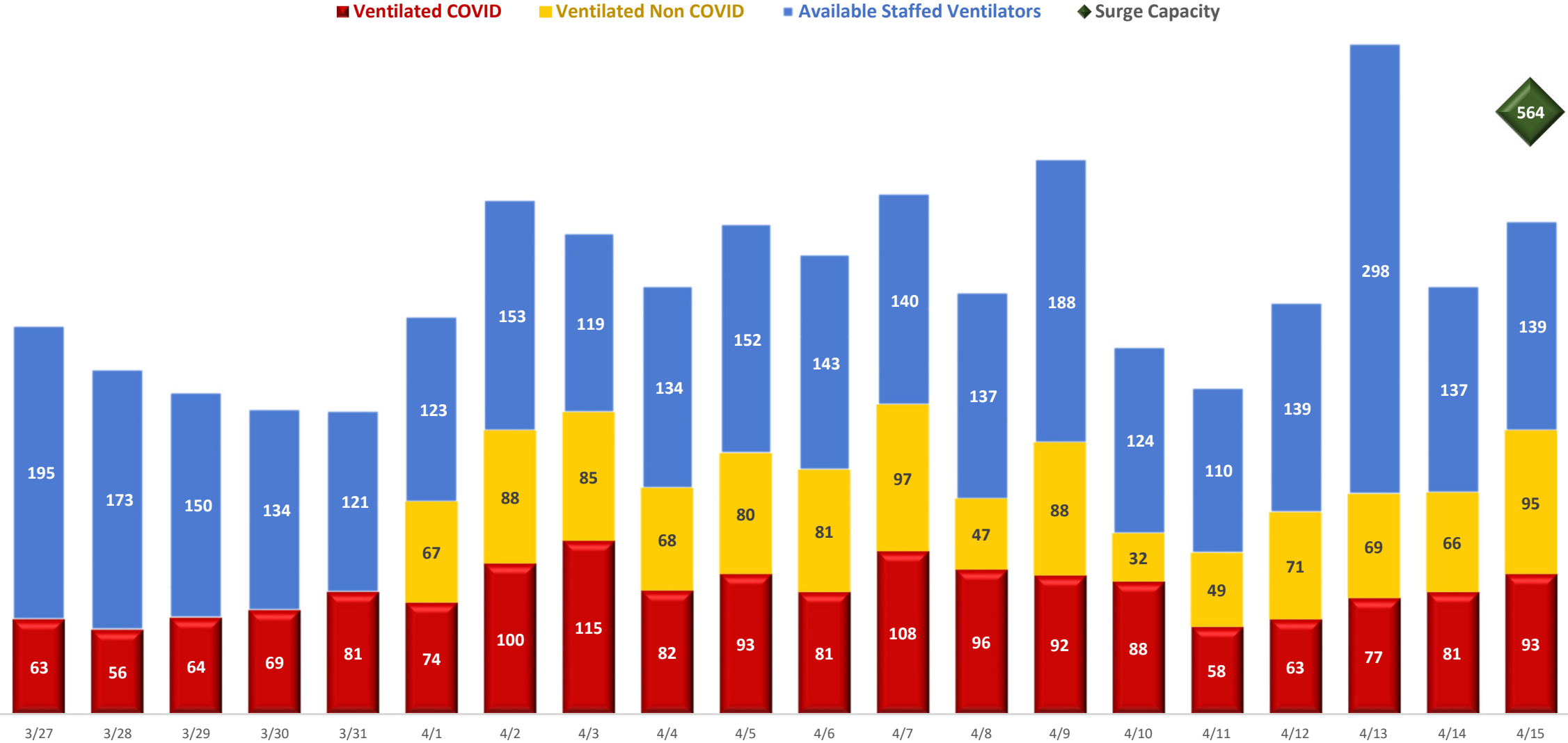
This is self reported data subject to error, represents 70 designated 9-1-1 receiving hospitals.

Surge Capacity - hospitals can flex additional beds to serve ICU/Isolation patients as needed.

Several large hospitals that do not routinely receive 9-1-1 transports also have additional beds that would increase bed capacity in the system.

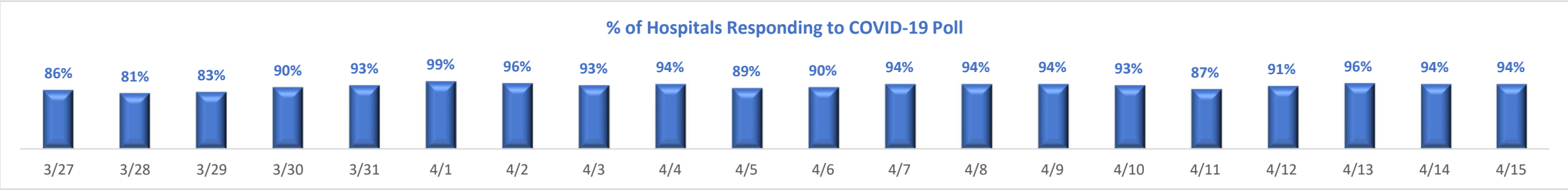
Los Angeles County Emergency Medical Services Agency
HOSPITAL HAvBED AND COVID-19 REPORT

SOUTH REGION - 13 Hospitals



This is self reported data subject to error, represents 70 designated 9-1-1 receiving hospitals.
Surge Capacity - hospitals can flex additional beds to serve ICU/Isolation patients as needed.
Several large hospitals that do not routinely receive 9-1-1 transports also have additional beds that would increase bed capacity in the system.

Los Angeles County Emergency Medical Services Agency
HOSPITAL HAvBED AND COVID-19 REPORT



ANTELOPE VALLEY (AV) - NEWHALL REGION

Estimated 2018 Population: 683,792

Antelope Valley Hospital
Henry Mayo Newhall Hospital
Palmdale Regional Medical Center

SAN FERNANDO (SF) VALLEY REGION

Estimated 2018 Population: 2,050,913

Adventist Health Glendale
Dignity Health-Glendale Mem. Hosp.& Health Ctr.
Dignity Health-Northridge Hospital Medical Center
Encino Hospital Medical Center
Kaiser Foundation - Panorama City
Kaiser Foundation - Woodland Hills
LAC Olive Medical Center
Mission Community Hospital
Pacifica Hospital of the Valley
Providence Holy Cross Medical Center
Providence Saint Joseph Medical Center
Providence Tarzana Medical Center
Sherman Oaks Hospital
USC Verdugo Hills Medical Center
Valley Presbyterian Hospital
West Hills Hospital and Medical Center

SAN GABRIEL (SG) VALLEY REGION

Estimated 2018 Population: 1,625,381

Alhambra Hospital
Emanate Health Foothill Prebyterian Hospital
Emanate Health Inter-Community Campus
Emanate Health Queen of the Valley Hospital
Garfield Medical Center
Greater El Monte Community Hospital
Huntington Hospital
Kaiser Foundation Hospital - Baldwin Park
Methodist Hospital of Southern California
Monterey Park Hospital
Pomona Valley Hospital Medical Center
San Dimas Community Hospital
San Gabriel Valley Medical Center

EAST REGION

Estimated 2018 Population: 678,004

Beverly Hospital
Coast Plaza Hospital
Kaiser Foundation Hospital - Downey
Lakewood Regional Medical Center
Norwalk Community Hospital
PIH Health- Downey
PIH Health - Whittier
Whittier Hospital Medical Center

METRO REGION

Estimated 2018 Population: 2,570,407

Adventist Health White Memorial
Cedars Sinai Medical Center
Children's Hospital Los Angeles
Community Hospital of Huntington Park
Dignity Health-California Hosp. Medical Center
East Los Angeles Doctors Hospital
Good Samaritan Hospital
Hollywood Presbyterian Medical Center
Kaiser Foundation Hospital - Los Angeles
LAC+USC Medical Center
Olympia Medical Center

WEST REGION

Estimated 2018 Population: 363,737

Cedars Sinai Marina Del Rey Hospital
Kaiser Foundation Hospital - West Los Angeles
Providence Saint John's Health Center
Ronald Reagan UCLA Medical Center
Santa Monica - UCLA Medical Center
Southern California Hospital at Culver City

SOUTH REGION

Estimated 2018 Population: 2,312,667

Catalina Island Medical Center
Centinela Hospital Medical Center
College Medical Center
Dignity Health-St. Mary Medical Center
Kaiser Foundation Hospital - South Bay
LAC Harbor-UCLA Medical Center
Martin Luther King, Jr. Community Hosp.
Memorial Hospital of Gardena
MemorialCare Long Beach Medical Center
Providence LCM - Torrance
Providence LCM - San Pedro
St. Francis Medical Center
Torrance Memorial Medical Center