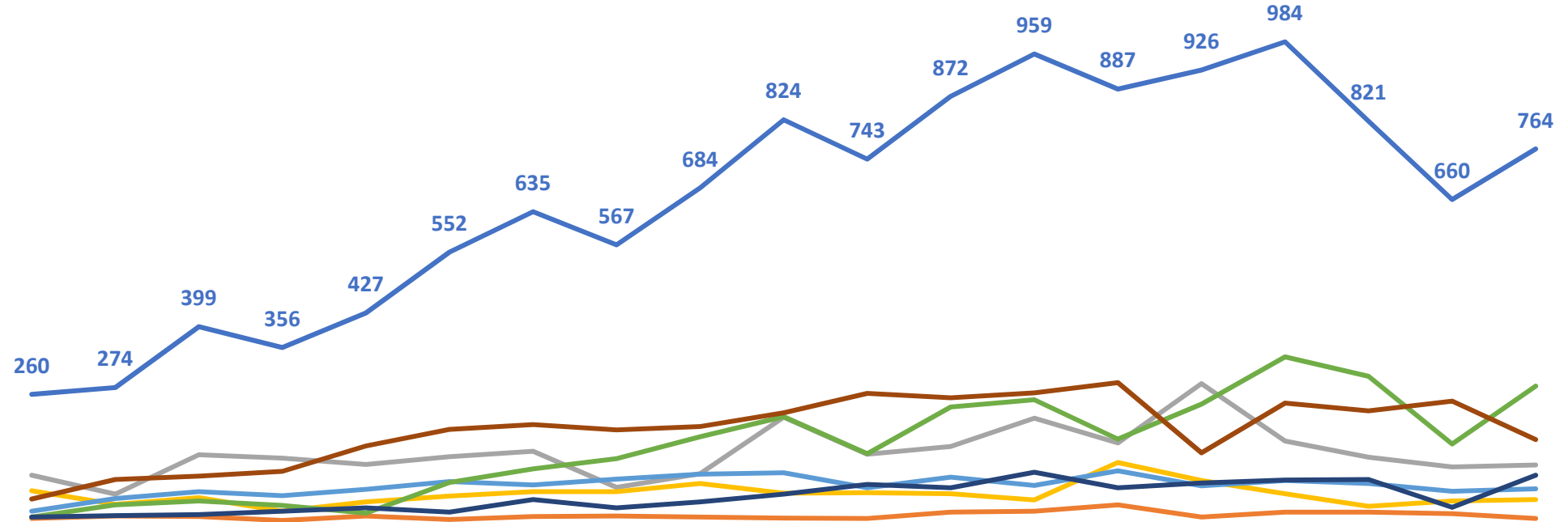


Los Angeles County Emergency Medical Services Agency Hospital Available Beds for Emergencies and Disasters (HAvBED)

MEDICAL/SURGICAL Beds that are Available and Staffed



	3/13	3/14	3/15	3/16	3/17	3/18	3/19	3/20	3/21	3/22	3/23	3/24	3/25	3/26	3/27	3/28	3/29	3/30	3/31
LA County (70 Hospitals)	260	274	399	356	427	552	635	567	684	824	743	872	959	887	926	984	821	660	764
AV-Newhall (3 Hospitals)	5	10	9	1	10	3	9	10	8	6	5	18	20	33	8	18	18	15	5
SF Valley (16 Hospitals)	94	55	136	129	116	132	143	69	97	213	137	153	211	160	282	164	131	111	115
SG Valley (13 Hospitals)	62	34	48	20	39	51	60	60	77	57	58	56	43	120	83	56	30	41	44
East Region (8 Hospitals)	20	46	60	52	65	81	74	86	96	99	68	90	73	103	72	83	77	61	66
Metro Region (11 Hospitals)	8	33	41	32	16	79	107	128	173	214	138	234	249	168	240	337	297	158	277
West Region (6 Hospitals)	8	11	13	20	27	18	44	27	39	55	75	68	100	68	78	84	85	28	94
South Region (13 Hospitals)	45	85	92	102	154	188	198	187	194	222	262	253	263	284	140	242	226	246	167

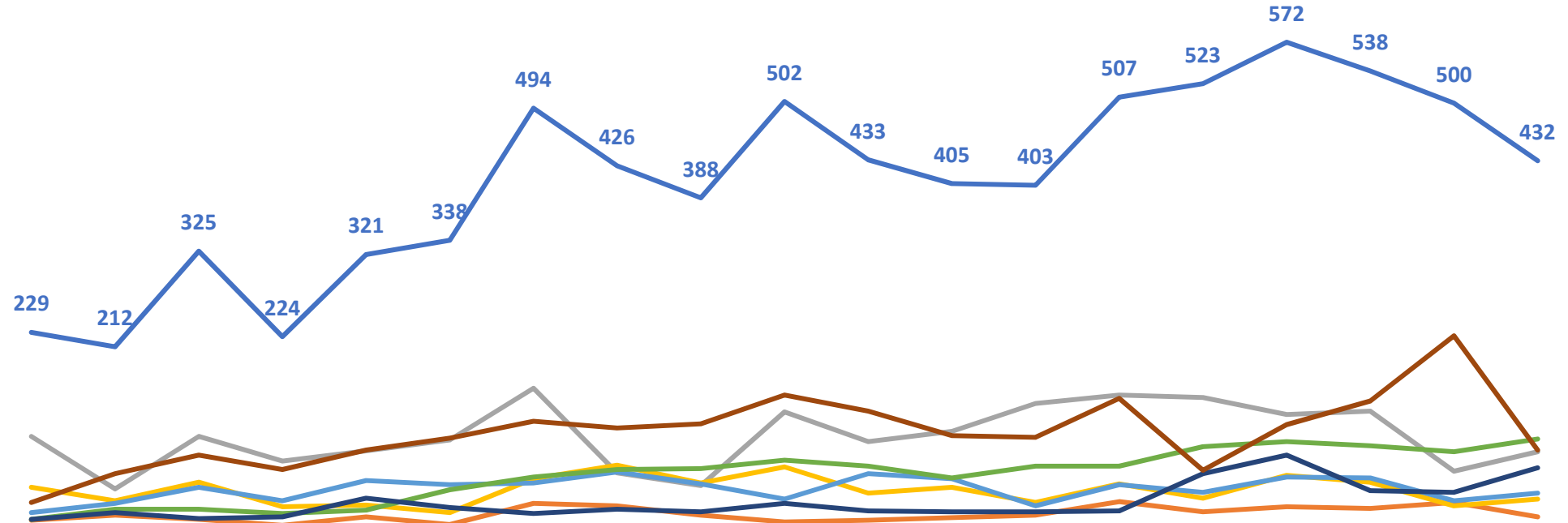
This is self reported data subject to error, represents 70 designated 9-1-1 receiving hospitals.

Surge Capacity - hospitals can flex additional beds to serve ICU/Isolation patients as needed.

Several large hospitals that do not routinely receive 9-1-1 transports also have additional beds that would increase bed capacity in the system.

Los Angeles County Emergency Medical Services Agency Hospital Available Beds for Emergencies and Disasters (HAvBED)

TELEMETRY Beds that are Available and Staffed



	3/13	3/14	3/15	3/16	3/17	3/18	3/19	3/20	3/21	3/22	3/23	3/24	3/25	3/26	3/27	3/28	3/29	3/30	3/31
LA County (70 Hospitals)	229	212	325	224	321	338	494	426	388	502	433	405	403	507	523	572	538	500	432
AV-Newhall (3 Hospitals)	7	13	8	1	11	2	27	24	13	5	7	10	13	29	17	23	21	28	11
SF Valley (16 Hospitals)	106	44	106	77	89	102	163	63	48	135	100	112	145	155	152	132	136	65	88
SG Valley (13 Hospitals)	46	30	52	23	25	16	56	72	51	70	39	46	28	50	33	60	52	24	32
East Region (8 Hospitals)	16	27	46	30	54	49	51	64	50	32	62	56	24	49	40	58	57	30	39
Metro Region (11 Hospitals)	8	20	20	15	19	43	58	67	68	78	71	57	71	71	94	100	95	88	103
West Region (6 Hospitals)	8	16	9	11	33	22	15	20	17	27	18	17	17	18	62	84	42	40	69
South Region (13 Hospitals)	28	62	84	67	90	104	124	116	121	155	136	107	105	151	66	120	148	225	90

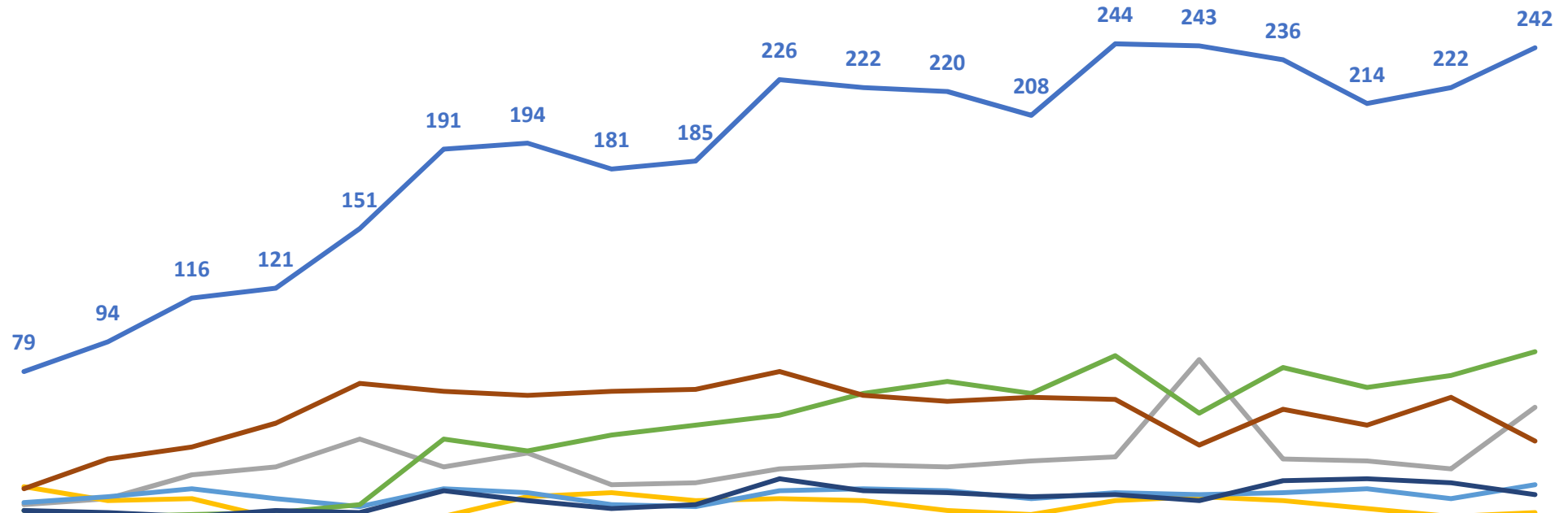
This is self reported data subject to error, represents 70 designated 9-1-1 receiving hospitals.

Surge Capacity - hospitals can flex additional beds to serve ICU/Isolation patients as needed.

Several large hospitals that do not routinely receive 9-1-1 transports also have additional beds that would increase bed capacity in the system.

Los Angeles County Emergency Medical Services Agency Hospital Available Beds for Emergencies and Disasters (HAvBED)

INTENSIVE CARE UNIT (ICU) Beds that are Available and Staffed



	3/13	3/14	3/15	3/16	3/17	3/18	3/19	3/20	3/21	3/22	3/23	3/24	3/25	3/26	3/27	3/28	3/29	3/30	3/31
LA County (70 Hospitals)	79	94	116	121	151	191	194	181	185	226	222	220	208	244	243	236	214	222	242
AV-Newhall (3 Hospitals)	1	0	0	0	4	1	2	3	3	5	2	5	3	6	2	4	2	5	1
SF Valley (16 Hospitals)	12	15	27	31	45	31	38	22	23	30	32	31	34	36	85	35	34	30	61
SG Valley (13 Hospitals)	21	14	15	5	4	6	16	18	14	15	14	9	7	14	16	14	10	6	8
East Region (8 Hospitals)	13	16	20	15	11	20	18	12	11	19	20	19	15	18	17	18	20	15	22
Metro Region (11 Hospitals)	9	6	7	8	12	45	39	47	52	57	68	74	68	87	58	81	71	77	89
West Region (6 Hospitals)	9	8	6	9	8	19	14	10	12	25	19	18	16	17	14	24	25	23	17
South Region (13 Hospitals)	20	35	41	53	73	69	67	69	70	79	67	64	66	65	42	60	52	66	44

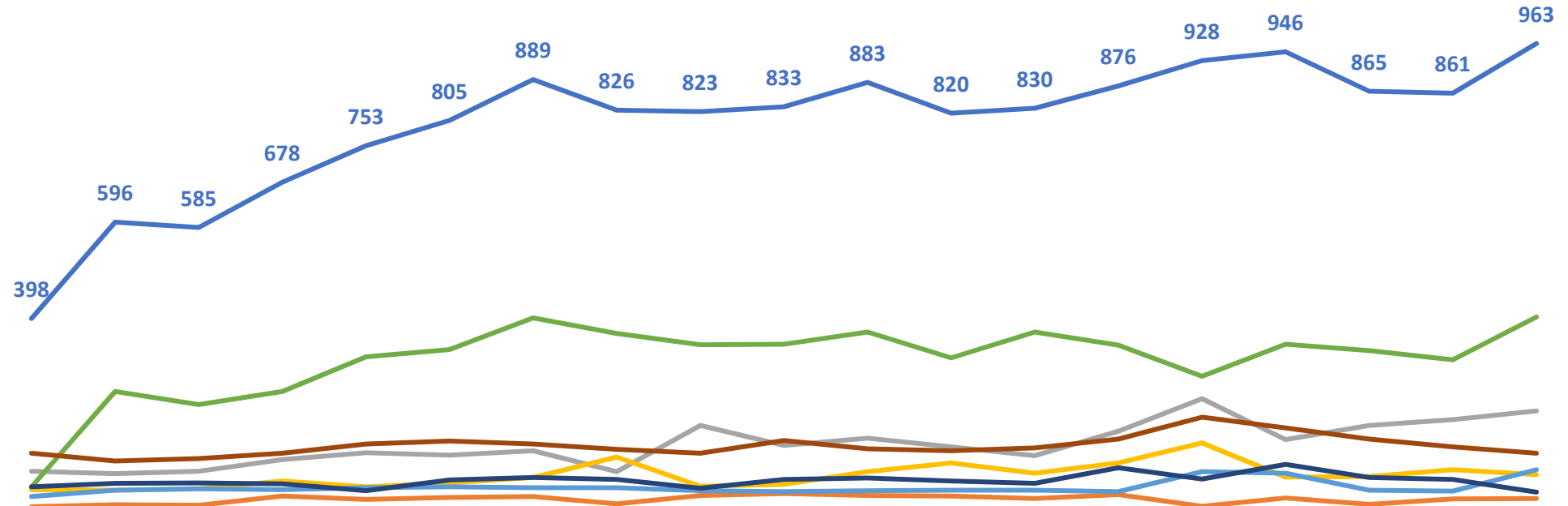
This is self reported data subject to error, represents 70 designated 9-1-1 receiving hospitals.

Surge Capacity - hospitals can flex additional beds to serve ICU/Isolation patients as needed.

Several large hospitals that do not routinely receive 9-1-1 transports also have additional beds that would increase bed capacity in the system.

Los Angeles County Emergency Medical Services Agency Hospital Available Beds for Emergencies and Disasters (HAvBED)

VENTILATORS that are Available and Staffed



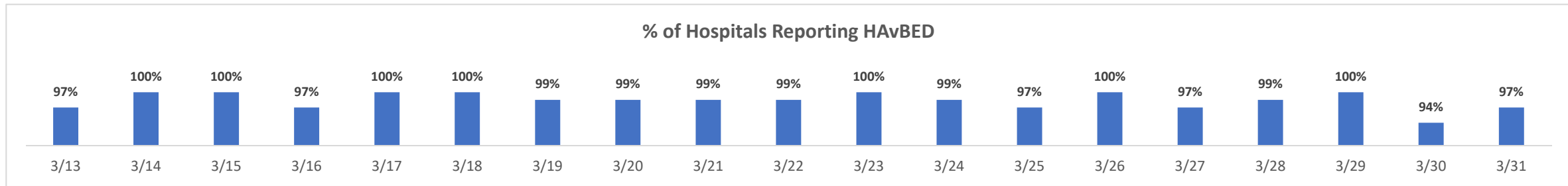
	3/13	3/14	3/15	3/16	3/17	3/18	3/19	3/20	3/21	3/22	3/23	3/24	3/25	3/26	3/27	3/28	3/29	3/30	3/31
LA County (70 Hospitals)	398	596	585	678	753	805	889	826	823	833	883	820	830	876	928	946	865	861	963
AV-Newhall (3 Hospitals)	11	15	14	33	26	30	32	17	34	38	34	33	28	36	12	29	16	27	28
SF Valley (16 Hospitals)	84	79	84	108	122	117	126	83	178	137	152	134	116	166	233	149	178	190	208
SG Valley (13 Hospitals)	46	45	48	64	52	60	71	113	53	57	83	101	80	101	142	72	73	87	77
East Region (8 Hospitals)	32	45	48	46	50	52	50	50	44	42	44	45	45	42	83	80	45	43	87
Metro Region (11 Hospitals)	52	248	221	248	319	334	399	367	344	345	370	317	370	343	279	345	332	313	401
West Region (6 Hospitals)	52	59	60	58	44	66	71	67	49	67	70	64	59	91	68	98	71	67	41
South Region (13 Hospitals)	121	105	110	121	140	146	140	129	121	147	130	126	132	150	195	173	150	134	121

This is self reported data subject to error, represents 70 designated 9-1-1 receiving hospitals.

Surge Capacity - hospitals can flex additional beds to serve ICU/Isolation patients as needed.

Several large hospitals that do not routinely receive 9-1-1 transports also have additional beds that would increase bed capacity in the system.

Los Angeles County Emergency Medical Services Agency Hospital Available Beds for Emergencies and Disasters (HAvBED)



ANTELOPE VALLEY (AV) - NEWHALL REGION

Antelope Valley Hospital
Henry Mayo Newhall Hospital
Palmdale Regional Medical Center

SAN FERNANDO (SF) VALLEY REGION

Adventist Health Glendale
Dignity Health-Glendale Mem. Hosp.& Health Ctr.
Dignity Health-Northridge Hospital Medical Center
Encino Hospital Medical Center
Kaiser Foundation - Panorama City
Kaiser Foundation - Woodland Hills
LAC Olive Medical Center
Mission Community Hospital
Pacifica Hospital of the Valley
Providence Holy Cross Medical Center
Providence Saint Joseph Medical Center
Providence Tarzana Medical Center
Sherman Oaks Hospital
USC Verdugo Hills Medical Center
Valley Presbyterian Hospital
West Hills Hospital and Medical Center

SAN GABRIEL (SG) VALLEY REGION

Alhambra Hospital
Emanate Health Foothill Presbyterian Hospital
Emanate Health Inter-Community Campus
Emanate Health Queen of the Valley Hospital
Garfield Medical Center
Greater El Monte Community Hospital
Huntington Hospital
Kaiser Foundation Hospital - Baldwin Park
Methodist Hospital of Southern California
Monterey Park Hospital
Pomona Valley Hospital Medical Center
San Dimas Community Hospital
San Gabriel Valley Medical Center

EAST REGION

Beverly Hospital
Coast Plaza Hospital
Kaiser Foundation Hospital - Downey
Lakewood Regional Medical Center
Norwalk Community Hospital
PIH Health- Downey
PIH Health - Whittier
Whittier Hospital Medical Center

METRO REGION

Adventist Health White Memorial
Cedars Sinai Medical Center
Children's Hospital Los Angeles
Community Hospital of Huntington Park
Dignity Health-California Hosp. Medical Center
East Los Angeles Doctors Hospital
Good Samaritan Hospital
Hollywood Presbyterian Medical Center
Kaiser Foundation Hospital - Los Angeles
LAC+USC Medical Center
Olympia Medical Center

WEST REGION

Cedars Sinai Marina Del Rey Hospital
Kaiser Foundation Hospital - West Los Angeles
Providence Saint John's Health Center
Ronald Reagan UCLA Medical Center
Santa Monica - UCLA Medical Center
Southern California Hospital at Culver City

SOUTH REGION

Catalina Island Medical Center
Centinela Hospital Medical Center
College Medical Center
Dignity Health-St. Mary Medical Center
Kaiser Foundation Hospital - South Bay
LAC Harbor-UCLA Medical Center
Martin Luther King, Jr. Community Hosp.
Memorial Hospital of Gardena
MemorialCare Long Beach Medical Center
Providence LCM - Torrance
Providence LCM - San Pedro
St. Francis Medical Center
Torrance Memorial Medical Center