







## Refer to Whole Person Care - Los Angeles Programs

For Los Angeles County residents who are Medi-Cal eligible, consider our programs...

<p>...Community Re-Entry Program:</p> <ul style="list-style-type: none"> <li>Released from jail or prison within the last six months</li> <li>Ongoing needs due to physical and mental health problems, substance use, or social needs</li> </ul> <p>...Intensive Services Recipients Program:</p> <ul style="list-style-type: none"> <li>An individual with serious mental illness who has had 4 or more admissions within the past year</li> <li>Recently discharged from a psychiatric hospital</li> <li>Living in LA County Service Planning Area (SPA) 2, 3, 4, or 8</li> </ul> <p>...Substance Use Disorder-Engagement Navigation &amp; Support Program:</p> <ul style="list-style-type: none"> <li>Has active, persistent drug or alcohol use and wishes to stop using substances at the time of referral</li> </ul>		<p>CALL the WPC-LA Referral Line: 844-804-5200</p>
<p>...Homeless Care Support Services &amp; Tenancy Support Services Programs</p> <ul style="list-style-type: none"> <li>Homeless and would like help with housing</li> <li>Has other health problems or frequent visits to the emergency departments or hospitals</li> </ul>		<p>REFER to your local Coordinated Entry System (CES) provider <a href="http://ceslosangeles.weebly.com/">http://ceslosangeles.weebly.com/</a></p>
<p>...MAMA'S Neighborhood</p> <ul style="list-style-type: none"> <li>Pregnant mother who has one or more risk factors that impact birth outcomes, i.e. homelessness, mental health issue, chronic disease diagnosis, substance use, low social support, etc.</li> </ul>		<p>CALL 844-37-MAMAS or refer through <a href="http://dhs.lacounty.gov/wps/portal/dhs/wh/dhscp/rf">http://dhs.lacounty.gov/wps/portal/dhs/wh/dhscp/rf</a> or email <a href="mailto:mamas@dhs.lacounty.gov">mamas@dhs.lacounty.gov</a></p>
<p>...Sobering Center</p> <ul style="list-style-type: none"> <li>Intoxicated and does not require immediate medical attention</li> <li>Willing to visit the Sobering Center</li> </ul> <p>*Note: Currently with one location serving ONLY the Skid Row area of downtown Los Angeles</p>		<p>CALL Exodus: 213-395-7700 OR REFER to E6 Street Outreach Team, EMS 1<sup>st</sup> Department, or Law Enforcement serving Skid Row</p>
<p>...Residential &amp; Bridging Care Program</p> <ul style="list-style-type: none"> <li>Currently residing in an Institution of Mental Disease or Enriched Residential Setting, but could be placed in the community with support</li> </ul>		<p>CALL the DMH Countywide Resource Management Referral Line &amp; speak to the "Officer of the Day": 213-738-4775</p>
<p>...Benefits Advocacy Program</p> <ul style="list-style-type: none"> <li>Is homeless or at risk for homelessness who is over 65 or has a disability or is blind or a veteran and wants to apply for Supplemental Security Income (SSI) or Social Security Disability Income</li> </ul> <p>*Note: To find your local provider, according to your SPA, click here: <a href="http://gis.lacounty.gov/districtlocator/">http://gis.lacounty.gov/districtlocator/</a></p>		<p>REFER to your local provider: SPA 1 (661) 948-8559 SPA 2 (818) 342-5897 Ext. 2157 SPA 3 (626) 593-2364 SPA 4 (213) 334-1633 SPA 5 (310) 399-6878 SPA 6 (323) 432-4399 SPA 7 (562) 373-5264 SPA 8 (562) 599-1321</p>

For more information about WPC-LA visit: <https://wpc.dhs.lacounty.gov>

Note: Information subject to change. 3.13.18