

Table of Contents

1 Fiscal Year to Date: 2018-2019 – ALL CARE CENTERS

2 Fiscal Year to Date: 2018-2019 – DOWNEY

3 Fiscal Year to Date: 2018-2019 – CARSON

4 Fiscal Year to Date: 2018-2019 – BALDWIN PARK

5 Fiscal Year to Date: 2018-2019 – LANCASTER

6 Fiscal Year to Date: 2018-2019 – CASTAIC

7 Fiscal Year to Date: 2018-2019 – AGOURA

8 Fiscal Year to Date: 2018-2019 - PALMDALE



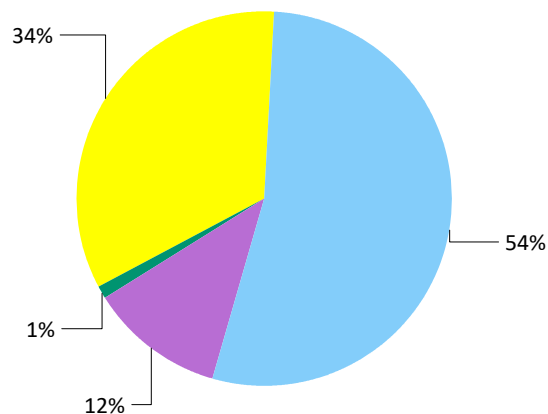
County of Los Angeles Animal Care and Control

ALL ANIMAL CARE CENTERS

Fiscal Year to Date: 07/01/2018 Through 06/30/2019



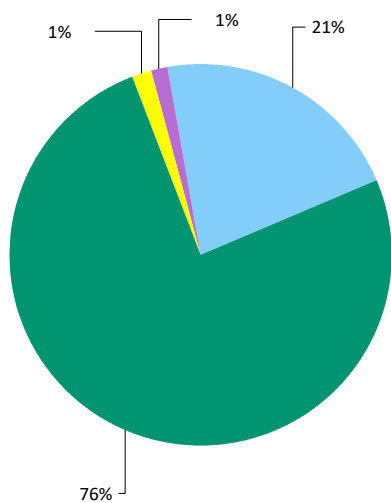
Animal Outcomes



	CATS	DOGS	OTHER	Total
ADOPTION	13,725	15,930	1,494	31,149
RTO	440	5,735	547	6,722
RETURN TO NATURE	1	1	587	589
EUTHANASIA	12,945	2,831	3,797	19,573
TOTAL	27,111	24,497	6,425	58,033

"Other animals" includes a large number of game fowl that were seized during this fiscal year that are illegal to possess and not adoptable

Animal Incomes



	CATS	DOGS	OTHERS	Total
OWNER SURRENDER	3,301	7,727	1,861	12,889
STRAY	24,537	16,399	4,400	45,336
CUSTODY	78	145	671	894
OTHER	121	667	104	892
TOTAL	28,037	24,938	7,036	60,011

OTHER ANIMALS INCLUDE: Rabbits, Livestock, Reptiles, Birds and All other Animals

NOTE: ANIMALS WITHOUT OUTCOMES ARE STILL IN DACC'S CARE

[Return to Table Content](#)



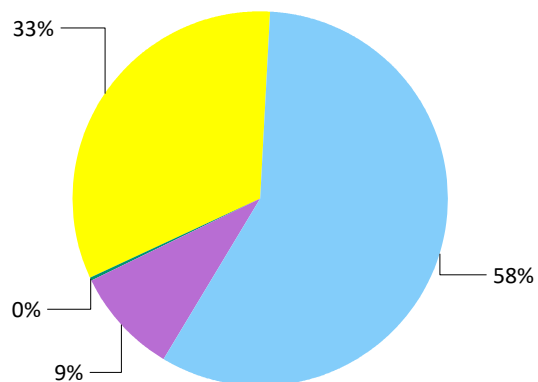
County of Los Angeles Animal Care and Control

DOWNEY ANIMAL CARE CENTER

Fiscal Year to Date: 07/01/2018 Through 06/30/2019



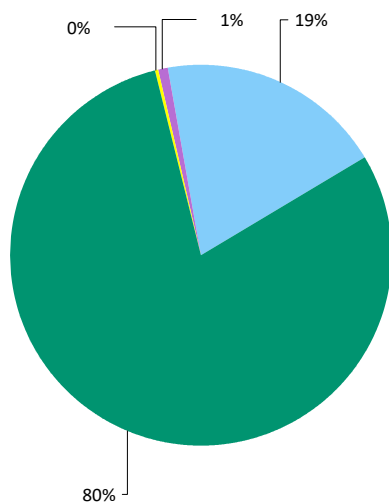
Animal Outcomes



	CATS	DOGS	OTHER	Total
ADOPTION	3,426	2,495	205	6,126
RTO	72	879	9	960
RETURN TO NATURE	0	0	39	39
EUTHANASIA	2,434	546	480	3,460
TOTAL	5,932	3,920	733	10,585

"Other animals" includes a large number of game fowl that were seized during this fiscal year that are illegal to possess and not adoptable

Animal Incomes



	CATS	DOGS	OTHERS	Total
OWNER SURRENDER	692	1,304	104	2,100
STRAY	5,275	2,599	829	8,703
CUSTODY	9	13	1	23
OTHER	26	70	3	99
TOTAL	6,002	3,986	937	10,925

OTHER ANIMALS INCLUDE: Rabbits, Livestock, Reptiles, Birds and All other Animals

NOTE: ANIMALS WITHOUT OUTCOMES ARE STILL IN DACC'S CARE

[Return to Table Content](#)



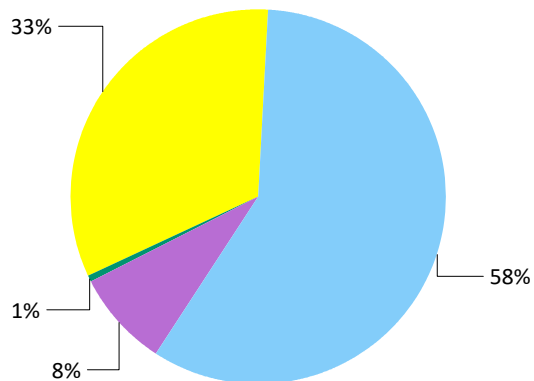
County of Los Angeles Animal Care and Control

CARSON/GARDENA ANIMAL CARE CENTER

Fiscal Year to Date: 07/01/2018 Through 06/30/2019



Animal Outcomes

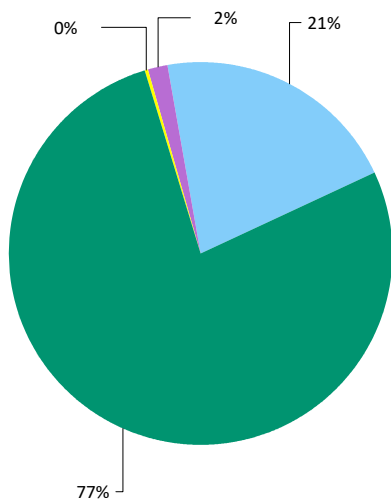


	CATS	DOGS	OTHER	Total
ADOPTION	3,004	3,491	324	6,819
RTO	72	887	11	970
RETURN TO NATURE	0	0	75	75
EUTHANASIA	2,796	476	556	3,828
TOTAL	5,872	4,854	966	11,692

"Other animals" includes a large number of game fowl that were seized during this fiscal year that are illegal to possess and not adoptable



Animal Incomes



	CATS	DOGS	OTHERS	Total
OWNER SURRENDER	635	1,708	181	2,524
STRAY	5,367	3,112	852	9,331
CUSTODY	10	27	12	49
OTHER	19	169	7	195
TOTAL	6,031	5,016	1,052	12,099

OTHER ANIMALS INCLUDE: Rabbits, Livestock, Reptiles, Birds and All other Animals



NOTE: ANIMALS WITHOUT OUTCOMES ARE STILL IN DACC'S CARE

[Return to Table Content](#)



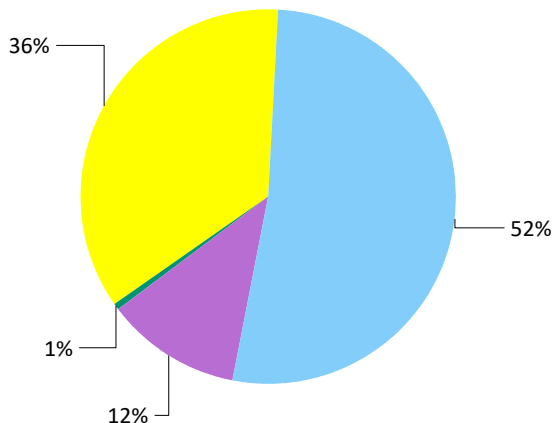
County of Los Angeles Animal Care and Control

BALDWIN PARK ANIMAL CARE CENTER

Fiscal Year to Date: 07/01/2018 Through 06/30/2019



Animal Outcomes

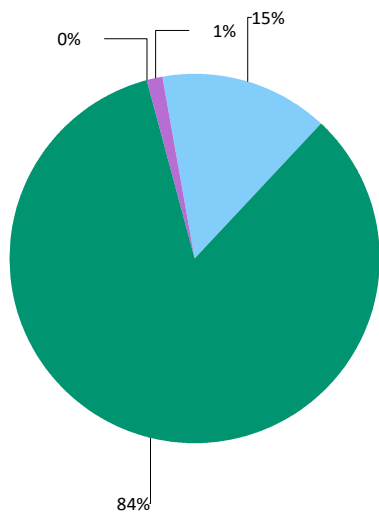


	CATS	DOGS	OTHER	Total
ADOPTION	3,409	3,123	377	6,909
RTO	70	1,476	11	1,557
RETURN TO NATURE	0	1	72	73
EUTHANASIA	3,664	437	600	4,701
TOTAL	7,143	5,037	1,060	13,240

"Other animals" includes a large number of game fowl that were seized during this fiscal year that are illegal to possess and not adoptable



Animal Incomes



	CATS	DOGS	OTHERS	Total
OWNER SURRENDER	566	1,329	133	2,028
STRAY	6,884	3,660	973	11,517
CUSTODY	8	25	1	34
OTHER	20	99	54	173
TOTAL	7,478	5,113	1,161	13,752

OTHER ANIMALS INCLUDE: Rabbits, Livestock, Reptiles, Birds and All other Animals



NOTE: ANIMALS WITHOUT OUTCOMES ARE STILL IN DACC'S CARE

[Return to Table Content](#)



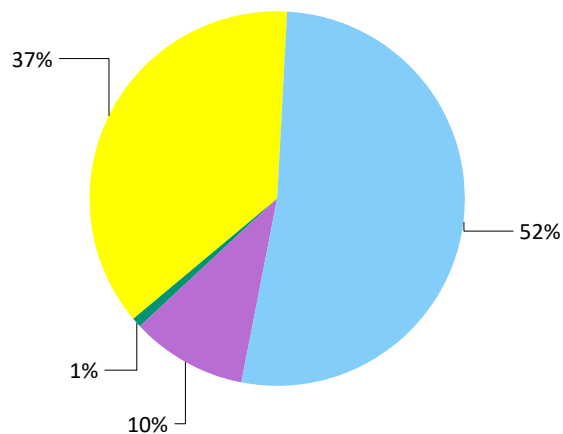
County of Los Angeles Animal Care and Control

LANCASTER ANIMAL CARE CENTER

Fiscal Year to Date: 07/01/2018 Through 06/30/2019



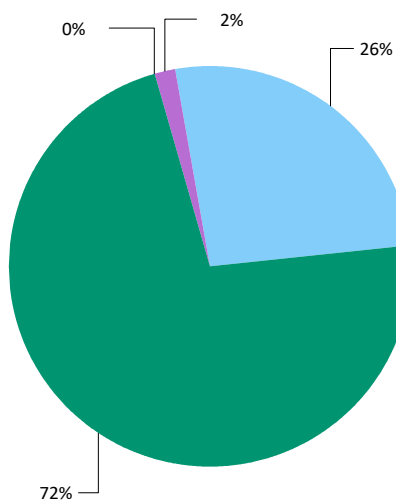
Animal Outcomes



	CATS	DOGS	OTHER	Total
ADOPTION	1,595	2,624	166	4,385
RTO	56	775	0	831
RETURN TO NATURE	1	0	56	57
EUTHANASIA	1,841	517	745	3,103
TOTAL	3,493	3,916	967	8,376

"Other animals" includes a large number of game fowl that were seized during this fiscal year that are illegal to possess and not adoptable

Animal Incomes



	CATS	DOGS	OTHERS	Total
OWNER SURRENDER	398	1,207	646	2,251
STRAY	3,256	2,673	318	6,247
CUSTODY	0	0	9	9
OTHER	16	114	11	141
TOTAL	3,670	3,994	984	8,648

OTHER ANIMALS INCLUDE: Rabbits, Livestock, Reptiles, Birds and All other Animals

NOTE: ANIMALS WITHOUT OUTCOMES ARE STILL IN DACC'S CARE

[Return to Table Content](#)



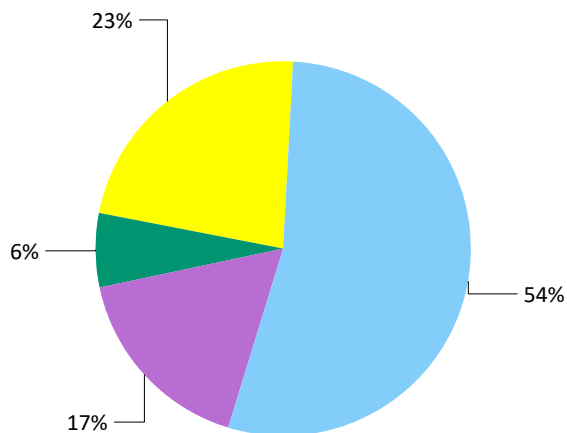
County of Los Angeles Animal Care and Control

CASTAIC ANIMAL CARE CENTER

Fiscal Year to Date: 07/01/2018 Through 06/30/2019



Animal Outcomes

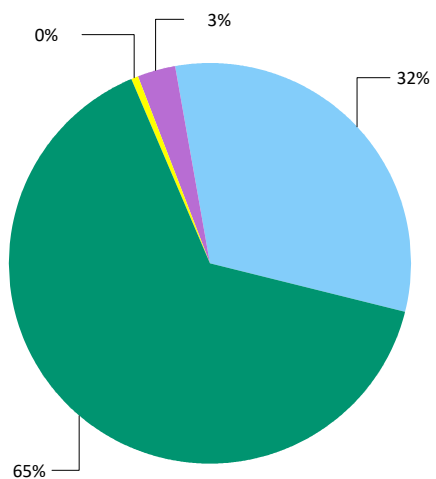


	CATS	DOGS	OTHER	Total
ADOPTION	735	854	112	1,701
RTO	44	482	12	538
RETURN TO NATURE	0	0	194	194
EUTHANASIA	240	107	375	722
TOTAL	1,019	1,443	693	3,155

"Other animals" includes a large number of game fowl that were seized during this fiscal year that are illegal to possess and not adoptable



Animal Incomes



	CATS	DOGS	OTHERS	Total
OWNER SURRENDER	378	566	100	1,044
STRAY	688	784	663	2,135
CUSTODY	2	11	1	14
OTHER	16	81	7	104
TOTAL	1,084	1,442	771	3,297

OTHER ANIMALS INCLUDE: Rabbits, Livestock, Reptiles, Birds and All other Animals



NOTE: ANIMALS WITHOUT OUTCOMES ARE STILL IN DACC'S CARE

[Return to Table Content](#)



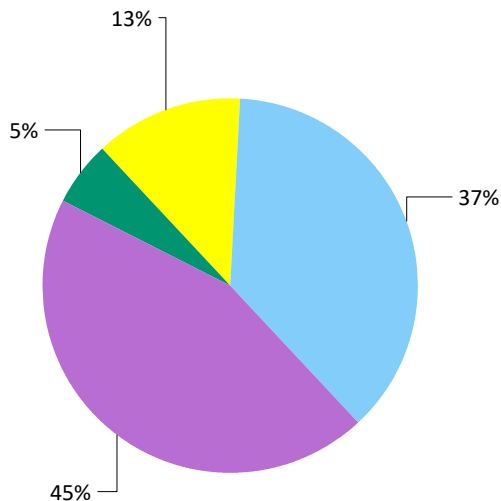
County of Los Angeles Animal Care and Control

AGOURA ANIMAL CARE CENTER

Fiscal Year to Date: 07/01/2018 Through 06/30/2019



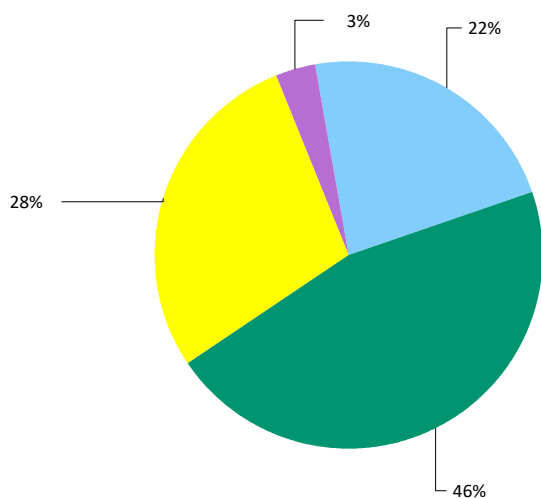
Animal Outcomes



	CATS	DOGS	OTHER	Total
ADOPTION	331	241	183	755
RTO	78	342	487	907
RETURN TO NATURE	0	0	109	109
EUTHANASIA	36	41	184	261
TOTAL	445	624	963	2,032

"Other animals" includes a large number of game fowl that were seized during this fiscal year that are illegal to possess and not adoptable

Animal Incomes



	CATS	DOGS	OTHERS	Total
OWNER SURRENDER	195	201	85	481
STRAY	222	326	441	989
CUSTODY	48	50	508	606
OTHER	10	59	4	73
TOTAL	475	636	1,038	2,149

OTHER ANIMALS INCLUDE: Rabbits, Livestock, Reptiles, Birds and All other Animals

NOTE: ANIMALS WITHOUT OUTCOMES ARE STILL IN DACC'S CARE

[Return to Table Content](#)



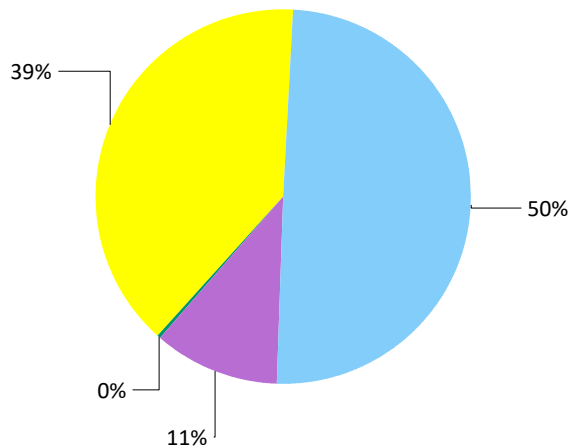
County of Los Angeles Animal Care and Control

PALMDALE ANIMAL CARE CENTER

Fiscal Year to Date: 07/01/2018 Through 06/30/2019



Animal Outcomes

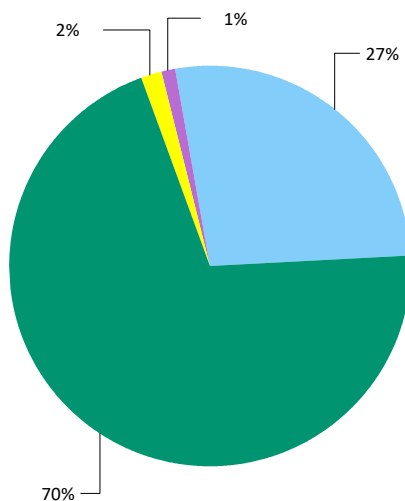


	CATS	DOGS	OTHER	Total
ADOPTION	1,225	3,102	127	4,454
RTO	48	894	17	959
RETURN TO NATURE	0	0	42	42
EUTHANASIA	1,934	707	857	3,498
TOTAL	3,207	4,703	1,043	8,953

"Other animals" includes a large number of game fowl that were seized during this fiscal year that are illegal to possess and not adoptable



Animal Incomes



	CATS	DOGS	OTHERS	Total
OWNER SURRENDER	437	1,412	612	2,461
STRAY	2,845	3,245	324	6,414
CUSTODY	1	19	139	159
OTHER	14	75	18	107
TOTAL	3,297	4,751	1,093	9,141

OTHER ANIMALS INCLUDE: Rabbits, Livestock, Reptiles, Birds and All other Animals



NOTE: ANIMALS WITHOUT OUTCOMES ARE STILL IN DACC'S CARE

[Return to Table Content](#)