

PROPOSED COUNTY BUDGET

FISCAL YEAR ENDING JUNE 30, 1985
COUNTY OF LOS ANGELES, CALIFORNIA

Published by Order of
BOARD OF SUPERVISORS

Recommended by
HARRY L. HUFFORD
Chief Administrative Officer

Compiled by
MARK H. BLOODGOOD
Auditor-Controller



PROPOSED COUNTY BUDGET

FISCAL YEAR ENDING JUNE 30, 1985
COUNTY OF LOS ANGELES, CALIFORNIA

Published by Order of
BOARD OF SUPERVISORS

Recommended by
HARRY L. HUFFORD
Chief Administrative Officer

Compiled by
MARK H. BLOODGOOD
Auditor-Controller

CHIEF ADMINISTRATIVE OFFICER
COUNTY OF LOS ANGELES

713 HALL OF ADMINISTRATION / LOS ANGELES, CALIFORNIA 90012
974-1101

April 24, 1984

HARRY L. HUFFORD
CHIEF ADMINISTRATIVE OFFICER

MEMBERS OF THE BOARD

DEANE DANA
CHAIRMAN

PETER F. SCHABARUM
KENNETH HAHN
EDMUND D. EDELMAN
MICHAEL D. ANTONOVICH

HONORABLE BOARD OF SUPERVISORS
County of Los Angeles
383 Hall of Administration

Dear Supervisors:

1984-85 BUDGET RECOMMENDATIONS

For the first time in seven years, we are able to propose a budget to your Board which essentially maintains current services, provides for no program curtailments, funds nominal salary inflation after a 14-month freeze, and provides for some limited augmentation in Board priority areas: law enforcement, prosecution, courts, fire protection, and children's protective services. Effective Board advocacy in Sacramento, on behalf of County programs, and improved economic conditions have resulted in increased funding for counties in the Governor's 1984-85 Proposed State Budget. This, coupled with the Board's continued emphasis on contracting-out, increasing productivity, and generating more revenue, permits a lean but stable budget for 1984-85.

The budget, while balanced, still does not provide for a number of critical unmet needs in Board priority programs, protection from major unfunded liabilities, infrastructure replacement, and reserves for economic uncertainties. Most importantly, this budget assumes the funding included in the Governor's Budget for local governments as provided by SB 1300 (Marks). Passage of either of the two major local government financing bills [SB 1300 (Marks) or AB 2468 (Cortese)] is by no means assured. If neither bill is enacted, the Recommended Budget will be short a minimum of $65.4 million and program curtailments would be a certainty.

Total Requirements - All Funds

Fund	1983-84 Adj. Allow.	1984-85 Recommended	Change	% Change
General County	$4,582,262,604	$4,951,582,232	$ 369,319,628	8.1
Other Special Districts and Funds	953,840,821	910,564,540	(-43,276,281)	(-4.5)
TOTAL BUDGET	$5,536,103,425	$5,862,146,772	$ 326,043,347	5.9
Budgeted Positions	70,510.9	71,113.7	602.8	0.9

BUDGET OVERVIEW

The Governor's Budget proposals provide additional local financing as follows:

	Financing (Millions)
-- Restoration of Vehicle License Fees (VLF)	$ 33.3
-- VLF Growth Due to Economy	27.0
-- Transfer of State Share of VLF to County	84.2
-- Business Inventory Exemption Revenue Loss	(-75.8)
-- Accelerated Lien Date Revenue Transfer	57.0
-- State Mandates: 1984-85	5.5
Subtotal	$ 131.2
-- State Mandates: Prior Years	19.5
Total Governor's Budget	$ 150.7

The infusion of these revenues, together with local property tax growth, fund balance, and other local revenues (including $67.3 million in local long-term financing as jail construction match), support the following $326 million change in total requirements:

	Requirements (Millions)
Mandatory Workload/Caseload Adjustments	
-- Jails (Chart 10)	
- Facilities	$ 67.3
- Operations	8.4
-- Juvenile Detention (Chart 11)	2.3
-- Welfare (Charts 14 and 15)	
- Caseload (AFDC and GR)	57.2
- COLA (AFDC)	26.4
-- Courts	5.0
-- Indigent Defense (Chart 13)	4.2

	Requirements (Millions)
Program Expansions/Board Priorities	
-- Law Enforcement	$ 10.7
-- Prosecution (Chart 12)	3.4
-- Fire Protection	1.7
-- Children's Services (Chart 16)	12.4
-- Mental Health	
- Augmentation	8.8
- State Program (OMHSS) Transfer	3.1
-- Probation Investigation/Supervision	3.2
Efficiencies	
-- Early Separation Program Savings	(-2.5)
-- Contracting Savings	(-3.9)
-- Productivity/Revenue Generation	(-6.4)
Inflation/Maintenance of Current Services	
-- Negotiated S&EB Increases - Effective September 1, 1984 After 14-Month Freeze (Chart 8)	108.3
-- Health Care - Current Services	27.5
Delinquency Reserve	20.8
All Other General County	11.4
Subtotal General County	$ 369.3
Special Districts, Special Funds, and Other Enterprise Funds	18.0
Agency Funds (Housing Authority and Community Development Commission)	(-61.3)
Total Change from 1983-84 Budget	$ 326.0

Budgeted Positions

With the exception of staffing increases of 923.3 positions in critical priority services, all other County functions have been recommended at a net decrease of 320.5 positions. The recommended change in staffing priorities is summarized below:

	Budgeted Positions Change
Courts (including Marshal)	173.3
Sheriff	369.0
District Attorney	64.0
Fire	97.0
Children's Services	220.0
Subtotal	923.3
All Other	(-320.5)
Total	602.8

The relative change by major functional group is further detailed in the following table:

Comparison of Budgeted Positions

General County	1983-84 Budgeted Positions	1984-85 Recommended Budgeted Positions	Change	% Change
Justice System	18,351.0	19,135.8	784.8	4.3
Other Public Protection	1,809.5	1,870.0	60.5	3.3
Health Services	21,754.5	21,809.2	54.7	0.3
Other Health Care	1,363.1	1,440.1	77.0	5.6
Public Assistance	10,153.7	10,090.3	(-63.4)	(-0.6)
General Government and Services	10,223.4	9,887.0	(-336.4)	(-3.3)
Recreation and Cultural Services	1,820.4	1,711.8	(-108.6)	(-6.0)
Subtotal General County	65,475.6	65,944.2	468.6	0.7
Other Special Districts and Funds	5,035.3	5,169.5	134.2	2.7
Total	70,510.9	71,113.7	602.8	0.9

FINANCING REQUIRED FOR UNMET NEEDS

Governor's Budget

Compared to recent years, the Governor's 1984-85 Proposed State Budget provides a significant and critically needed infusion of additional revenues for county governments. Many of the concepts embodied in the Governor's Budget grew out of his New Partnership Task Force on which your Board was represented. As detailed in Attachment I, many of the County's legislative fiscal goals, as reflected in the Task Force's recommendations, are closely mirrored in the Governor's proposals.

While the Governor's proposals can be readily supported by your Board, they do not adequately address the following issues:

-- An alternative County revenue source, such as a tippler's tax, to fund critical unmet needs in the Justice System and other areas.

-- Funding of welfare and the courts.

-- Cost-of-living allowances and reimbursement caps in State mandated health and welfare programs.

In sum, broader local financing reforms are still required to ensure long-term fiscal stability.

Unmet Needs

As indicated, the Governor's Budget permits minimal expansion in critical priority areas and maintenance of current services. The impacts of inflation, service level reductions of prior years, and increases in service demands combine to produce a series of unmet needs, among the most critical of which are:

	Unfinanced County Costs (Millions of Dollars)	
	Operating	Construction
Justice - Highest Priorities		
-- Sheriff's Department Enforcement Enhancements	$ 1.5	$ --
-- District Attorney		
- Court Staffing Phase II-B (Phase II-A Recommended)	$ 1.7	$ --
- Specialized Programs	$ 1.0	$ --

	Unfinanced County Costs (Millions of Dollars) Operating	Construction
Justice - Other Priorities		
-- New or Expanded Sheriff Stations (Las Virgenes, Temple City, San Dimas, and Walnut)	$ 13.5	$ 24.2
-- Jails (new Mira Loma/Wayside Jail and support facilities and South Regional Criminal Justice Center; construction costs are over and above State bond funds)	$ 32.6	$ 152.0
-- District Attorney		
- Court Staffing Phase II-C	$ 2.9	$ --
- Court Staffing Phase III	$ 4.0	$ --
- Antelope Valley Branch Office	$ 0.7	$ --
-- Additional Superior Court Judges/Court Space		
- 18.0 Within Existing Space	$ 2.2	$ --
- 24.0 Requiring New Space (construction costs are over and above courthouse construction funds)	$ 2.9	$ 43.2
-- Additional Municipal Court Judges (19.0)/Court Space (construction costs are over and above courthouse construction funds)	$ 6.1	$ 27.7
-- Southeast Municipal Court Space Requirements	$ --	$ 2.5
-- Probation - Specialized Programs	$ 3.1	$ --
Fire		
-- Fire Command and Control System Equipment	$ 1.1	$ --
-- Replacement of Forester and Fire Warden Stations 81 and 72	$ --	$ 1.4
-- Training Centers and Relocation of Fire Suppression Camp	$ 0.1	$ 2.6

	Unfinanced County Costs (Millions of Dollars) Operating	Construction
Welfare		
-- Children's Services	$ 9.8	$ --
-- Administrative Reimbursement for Mandated Functions	$ 9.7	$ --
-- AFDC COLA - Should Legislature Adopt Statutory Increase	$ 2.4	$ --
-- GR COLA - Each 1% Increase	$ 1.0	$ --
Health Services		
-- Public Health	$ 1.5	$ --
-- Ambulatory Care/Health Centers	$ 4.6	$ 1.0
-- Hospitals		
- Inpatient	$ 5.0	$ 10.5
- Outpatient	$ 2.1	$ --
Mental Health Services		
-- COLA above Governor's 2%	$ 3.0	$ --
Other		
-- Museum of Art - Operations and Program Support (County Responsibility)	$ 3.5	$ --
-- Mechanical - Deferred Maintenance	$ 10.1	$ --
-- Motor Vehicles Fleet Management		
- Replacement of High Mileage and Overage Vehicles	$ 12.6	$ --
-- Parks - Public Grounds Maintenance	$ 0.9	$ --

	Unfinanced County Costs (Millions of Dollars) Operating	Construction
Potential Liabilities		
-- Retirement Actuarial Rate Increase	$ 10.3	$ --
-- Medi-Cal Audit Forgiveness	$ Unknown	$ --
-- Welfare Claim Cuts - Prior Years	$ 29.5	$ --
-- Property Tax and Other Litigation	$ 56.8	$ --
-- January 1983 Social Security Payment	$ 14.0	$ --
Total Unmet Needs	$ 250.2	$ 265.1

In addition to the above, the Recommended Budget is predicated on receipt of $32.2 million ($7.2 million in 1983-84 and $25.0 million in 1984-85) in SB 90 reimbursements for certain State mandates pursuant to the Governor's Budget. One claims funding bill, AB 504, which would provide an estimated $7.2 million to Los Angeles County, is currently stalled in the enrollment process. No other claims bills are active for the remaining $25.0 million. If further legislative remedies are not forthcoming, it will be necessary for the County to reduce services or identify other revenues prior to adoption of the final budget.

Potential Funding Alternatives

A portion of the above unmet needs may be addressed in June through enactment of one or more of the various legislative proposals now under consideration. These would provide supplemental funding to the County as follows:

	Additional Financing (Millions)
-- Provide Additional Discretionary Revenues to Counties [AB 2468 (Cortese)]	$ 56.3
-- State Financing of the Courts [AB 3108 (Robinson)]	$ 57.3
-- Multi-Year Construction Assessments [AB 3358 (Floyd) and SB 1108 (Ayala)]	$ 7.3

	Additional Financing (Millions)
-- County-wide Tippler's Tax for County-wide Services for One-Half Year	$ 37.5
-- Property Tax Distribution Utilizing 1981-82 Base Year	$ 40.0
-- Health and Welfare Program COLA's	
- MIA COLA ($8.9 million); AB 8 COLA ($4.3 million); Medi-Cal Contract COLA ($10.7 million); Welfare Administration COLA/Cost Controls ($9.7 million); SB 14 Children's Services ($9.8 million). [AB 2313 (Vasconcellos); Will be determined in final State Budget deliberations]	$ 43.4
-- Jail Bond Financing	
- Proposition 16 - County Jail Capital Expenditure Bond Act of 1984 [On June 5 primary ballot; County share contingent on passage of AB 3805 (Robinson)]	$ 78.8

Pursuant to prior Board authorization, enactment of the above legislation is being pursued by County officials on a variety of fronts. If we are to retain the funding recommended in the Governor's Budget, much less secure funding of unmet needs, personal and tenacious advocacy by members of the Board and key staff will be essential as we move closer to the adoption of a State Budget in the next few months.

Passage of either of the two major local government financing bills [SB 1300 (Marks) or AB 2468 (Cortese)] is by no means assured. If neither bill is enacted, the Recommended Budget will be short a minimum of $65.4 million and program curtailments would be a certainty.

BUDGET ASSUMPTIONS

The Recommended Budget reflects the Governor's January 10 Budget which in the case of Los Angeles County provides for:

-- An increase in local government financing ($150.7 million gain).

-- An increase in funding for local mental health programs ($10.6 million gross, $7.6 million net of COLA deficiency).

-- Insufficient funding in health and welfare programs.

  - Mandated SB 14 Children's Services ($9.8 million shortfall). (Chart 16)

  - No COLA on MIA grants ($8.9 million shortfall).

  - No COLA on Medi-Cal contracts ($10.7 million shortfall).

  - 2% COLA on AB 8 ($4.3 million shortfall).

  - No COLA on welfare administration ($2.9 million shortfall).

  - Only partial relief from welfare reimbursement limits ($6.8 million shortfall).

-- A 2% COLA for AFDC, Refugee, and IHSS welfare recipients.

We have made the following additional assumptions:

-- An $18.8 million fund balance in 1983-84 (Chart 6) reflecting a slight improvement over 1982-83. This includes a General Reserve of $3.0 million, which compared to the State's Reserve for Economic Uncertainties, $950.7 million, reflects a very thin operating margin (0.06% County vs. 3.8% State Budget).

-- Maintenance of current services in most departments with expansions only in critical Board priority areas.

-- No general Services and Supplies increases for inflation (except in medical and institutional requirements).

-- Continued, significant increases above capacity in jail and juvenile detention populations (Charts 10 and 11).

BUDGET IMPACT ON MAJOR PROGRAMS

Justice System	Changes From 1983-84 Adj. Allowance			
	Bud. Pos.	Millions of Dollars Gross	Revenue	Net
Sheriff's Department	369.0	$ 37.4	$ 7.0	$ 30.4

-- A total of 283.0 positions and $14.4 million is recommended to provide for the rapidly increasing jail population (Chart 10). This includes financing for the operational costs associated with the Monte Vista Training Academy/Jail Expansion Program recently approved by the Board.

-- Additional funding is recommended to maintain the Sheriff's current services, finance increasing contract cities services, which are revenue offset, and provide revenue offset financing for the basic and supplemental services agreements for the 1984 Olympics. Also provided is additional and transfer appropriation to accomplish 24-hour service at the Marina del Rey Sheriff's facility and the merger of the Harbor Patrol into the Sheriff's Department.

District Attorney	87.0	$ 10.0	$ 0.8	$ 9.2

-- Funding is recommended to maintain current services and to allow for the consolidation of the Bureau of Management and Budget. In addition, 36.0 positions and $1.7 are recommended for Phase II-A to partially implement the three-year court staffing program, of which Phase I was approved in the 1983-84 budget. An additional 96.0 positions and $4.6 million would be required to complete Phases II-B and II-C which could not be financed within the resources currently provided in the Governor's Budget. As shown in Chart 12, the growth in State mandated costs for defense of indigents still exceeds the growth in prosecution costs. This continues to be a prime example of how State mandates have worked to the detriment of local priorities.

Probation	130.3	$ 11.0	$ 1.6	$ 9.4

-- Additional funds are recommended to continue current services and to house expanded detention population (Chart 11), including funding for Lathrop Hall which reopened February 15, 1984. Funding is also recommended as follows:

- An additional 72.0 positions and $2.6 million for field service workload increases.

	Changes From 1983-84 Adj. Allowance			
	Bud. Pos.	Millions of Dollars Gross	Revenue	Net

- An additional 35.4 positions and $1.0 million to partially restore detention post staffing positions for the County juvenile hall facilities.

- An additional 20.0 positions and $0.4 million to expand the Juvenile Alternative Work Services Program.

The Probation Department's recommended budget has been financed without requiring major program curtailments.

Courts and Related Departments	198.5	$ 28.1	$ 6.7	$ 21.4

-- A total of 86.3 positions and $4.3 million is recommended to finance additional positions ordered by the Marshal-Municipal Court Judges Committee and to maintain current service level.

-- A total of 60.0 positions and $3.9 million is recommended to finance additional judicial officers in Antelope, Downey and Long Beach and to recognize staffing increases based on an analysis of court workload and statutory authorizations.

-- An increase of $2.6 million is recommended in the Municipal and Superior Courts' Mandatory Expenses budgets based on current expenditure trends.

-- A total of 30.5 positions and $4.0 million is recommended for the Public Defender to restore the 1983-84 staffing curtailment to reduce unavailability and to maintain current service. The curtailment restoration is offset by a like reduction in the Municipal Courts-Mandatory Courts Expense budget.

Health Services	54.7	$ 50.9	$ 32.0	$ 18.9

For the second year in a row, the Recommended Budget for the Department of Health Services requires no program curtailments. This is reflective of the Department's efforts to maintain current services through increased revenues. While no reductions are included within the Recommended Budget, there is a potential shortfall of $13.2 million. The Governor's Budget provides for no increase in the Medically Indigent Adult (MIA) program and only a 2% increase in AB 8 County Health Services funding, when inflationary increases are more than double that amount. As a result, in 1984-85, the Department may not be able to absorb the inflationary increases without impacting services to some degree.

Changes From 1983-84 Adj. Allowance			
Bud. Pos.	Millions of Dollars Gross	Revenue	Net
--	$ 40.3	$ --	$ 40.3

The following highlights the more significant changes:

-- Inflationary Increases - The recommendations include an additional $30.0 million in negotiated Salaries and Employee Benefits increases and $10.3 million primarily for inflation in medical, dental, and lab supply costs.

--	$ 13.8	$ 27.2	$(-13.4)

-- Revenue Generation - The recommendations reflect increases in revenue, primarily Medi-Cal, based on overrealization in 1983-84. These funds will be used to maintain current services. In addition, the Department is anticipated to generate $4.7 million through better identification and documentation of Medi-Cal patients. This added revenue assists in partially offsetting inflationary costs in Salaries and Employee Benefits, and Services and Supplies.

76.0	$ 2.5	$ 1.5	$ 1.0

-- Program Enhancements - The recommendations include appropriations for a Normal Birthing Center and a Family Medicine Program at Harbor Hospital and advance planning staff for the new Olive View replacement facility. The Normal Birthing Center will be able to handle 1,200 additional deliveries per year.

--	$ --	$ 10.7	$(-10.7)

-- Medi-Cal Contract COLA - The recommendations include an anticipated negotiated increase for inpatient services provided under the Medi-Cal contract with the State. If the current negotiations with the California Medical Assistance Commission aimed at securing such a COLA are unsuccessful, a budgetary shortfall of $10.7 million will exist and it will be necessary to recommend adjustments in final changes.

(-21.3)	$(-5.7)	$ (-7.4)	$ 1.7

-- Other Changes - The recommendations include various changes necessary to reflect current operations such as the consolidation of Long Beach General Hospital services, LAC-CAL appropriation changes, and the Board-approved Early Separation Program. In addition, financing adjustments are included to reflect the availability of Revenue Sharing funds as well as the COLA increase in AB 8 revenue allowed for in the Governor's Budget.

	Changes From 1983-84 Adj. Allowance			
	Bud. Pos.	Millions of Dollars Gross	Revenue	Net
Mental Health Services	77.0	$ 18.2	$ 16.0	$ 2.2
The following highlights the more significant changes:				
	85.2	$ 3.1	$ 3.1	$ --

-- Office of Mental Health Social Services Transfer - This provides for the Governor's proposed January 1, 1985 transfer of the State's Office of Mental Health Social Services programs to the County. The County is required to accept this program responsibility or forgo the services. Included is one-half year funding of positions and appropriation along with the projected State allocation.

-- Governor's Augmentation Funds and Adjustments

Governor's 2% COLA	$ 1.8	$ 1.6	$ 0.2
Governor's Augmentation Funds	11.8	10.6	1.2
Local COLA Needs	(-4.8)	(-4.6)	(-0.2)
Available for Expanded Services	$ 8.8	$ 7.6	$ 1.2

The Governor's Budget provides a 2% COLA for the existing Short-Doyle allocation. Included in this change is the required County match. In addition, Augmentation Funds of $10.6 million recommended by the Governor permit an increase in appropriation of $11.8 million, including the required County match. However, these increases are partially offset by local COLA needs in excess of the Governor's 2% allowance. This results in a net of $8.8 million available for expanded services to the mentally ill.

Welfare

Aids Budget	--	$ 85.4	$ 57.6	$ 27.8

Major factors influencing the 1984-85 recommendations for welfare aids include:

-- A 2% cost-of-living increase for AFDC, Refugee Resettlement, and In-Home Supportive Services aid recipients as proposed by the Governor. (Net County Cost: $2.1 million)

	Changes From 1983-84 Adj. Allowance			
	Bud.	Millions of Dollars		
	Pos.	Gross	Revenue	Net

-- An increase in the AFDC caseloads and In-Home Supportive Services over the 1983-84 Allowance but a leveling off compared to 1983-84 actuals. (Net County Cost: $2.9 million - Chart 15)

-- A significant increase in General Relief costs (Net County Cost: $22.8 million) reflecting the continued impact of problems experienced this year in discontinuing large numbers of participants from the experimental County Employment and Training Program. To improve caseload management, the recommendations reflect transfer of all GR-Employable cases back to the Department of Public Social Services (DPSS). Employment and training services initiated by the Department of Community Services will continue to be used by DPSS as a resource with the objective of reducing dependency. (Chart 14)

-- A projected 20.8% decrease in the Refugee Resettlement Program due to the expiration of a portion of the 18-month eligibility of some of the caseload.

The Director of the Department of Public Social Services is concerned that the recommended caseload estimates may be too conservative, in which case additional financing may be required in the final budget.

Administration Budget	(-50.4)	$ 9.7	$ 1.2	$ 8.5

Significant changes to the Administration budget include:

-- The addition of 220.0 children's services workers and support staff to maximize Title XX/SB 14 funds available for children's protective services. This is still short of the need. (Chart 16)

-- A net reduction of 270.4 positions due to decreases in Medi-Cal, Food Stamps, and Refugee Resettlement caseloads from the 1983-84 budget as well as to reflect savings from contracting and productivity improvements. These are partially offset by additional staffing requirements to reflect increases in AFDC and GR caseloads.

CAPITAL PROJECTS

	Millions of Dollars		
	Gross	Revenue	Net
Total Recommended	$154.4	$ 139.9	$ 14.5

The recommended 1984-85 Capital Projects program of $154.4 million is composed largely of revenue offset, high priority projects previously approved by the Board and/or consistent with Board policy. A large portion of the revenue shown is contingent upon anticipated local long-term financing. The ongoing debt service will negatively impact future General Fund budgets unless offsetting financing can be found. Where Net County Cost funding has been recommended, it is largely in support of the Justice System and for maintenance and repairs necessary to protect the County's investment in its physical plant.

-- Jail Expansion (Chart 10), Sheriff's Facilities, and Public Protection	$ 73.9	$ 69.4	$ 4.5

Funding is recommended for the following jail expansion projects: Pitchess Honor Rancho-new 1,600-bed jail and Mira Loma-new 500-bed Female Honor Rancho (Plans and Construction); and a South Regional Criminal Justice Center (Land and Plans). The above projects are contingent upon receipt of adequate State bond proceeds or other revenue sources. In addition, funds are recommended for the following Sheriff's station projects: Temple City, Las Virgenes, Lakewood, and San Dimas. Funds are also included for security and other corrections and modifications to Probation, Fire, and Sheriff facilities. Finally, the recommendations provide for land acquisition for expansion of the Baldwin Park Animal Control Shelter and necessary corrections to existing kennel runs at two other facilities.

-- Courthouse Construction and Improvements	$ 9.9	$ 9.9	$ --

Funding is recommended from the Courthouse Temporary Construction Fund and from the Criminal Justice Facility Temporary Construction Fund toward the construction of the Van Nuys, Los Cerritos, East Los Angeles, and Downey Court projects, corrections and modifications to various court facilities, including the Mental Health Courts, and the Long Beach Courthouse, and for security improvements at Superior and Municipal Court facilities.

	Millions of Dollars		
	Gross	Revenue	Net
-- Health Facilities Construction and Improvements	$ 2.1	$ 1.4	$ 0.7

The recommendations provide for the ongoing Olive View Medical Center replacement, funded through bond proceeds and identified revenue. Appropriations are included for County Engineer services on the Long Beach Comprehensive Health Center, which will also be a bond financed project, and for inspection of the Board-approved materials management project at the LAC/USC Medical Center. In addition, funds are provided for various facility improvements including plans for consolidation of the intensive care units and the Board-approved radiology service expansion at the LAC/USC Medical Center.

-- Other High-Priority and Revenue Offset Projects	$ 64.3	$ 56.7	$ 7.6

The recommendations include revenue offset funding for improvements at County airports and waterworks district facilities, development of the Civic Center Power Plant, beach and park development, and the exercise of two facility purchase options. County General Funds are recommended for alterations necessary to implement the Board-approved Central Area Office Space Plan, the climate control system at the Museum of Art, and for necessary maintenance and repair of various facilities.

-- Health and Safety	$ 4.2	$ 2.5	$ 1.7

Funding is recommended to meet current mandated standards and correct deficiencies at various County facilities.

As further detailed above, there are a number of unmet capital construction, replacement, and deferred maintenance needs. These will impact the County budget through increased requirements for staff, building maintenance and repair, and debt service.

SPECIAL DISTRICTS

As a result of long-term replacement revenue sources approved in prior years such as benefit assessments, user charges, and legislative enactment of AB 8, which established the Special District Augmentation Fund, the Special Districts under control of your Board generally will be able to maintain current levels of service in 1984-85.

However, a recent amendment to SB 1300 (Marks), which contains several of the Governor's local financing proposals, is cause for concern. The amendment would freeze the Special District Augmentation Fund at 1983-84 levels. In 1984-85 and subsequent years, these special property taxes (now allocated by Board discretion under AB 8) would accrue to the districts in which they are generated, regardless of need.

The Public Library would lose approximately $1 million and Fire Protection Districts approximately $425,000 with Flood Control, which has independent revenue authority, the primary beneficiary. The recommendations do not reflect these losses which could result in service level reductions should our efforts to eliminate this amendment prove unsuccessful.

AGENCY FUNDS

Funding estimates for the Community Development Commission and Housing Authority are included under Agency Funds. The recommended appropriations for these functions reflect anticipated program expenditure requirements rather than total estimated Federal funds available for housing and community development activities. This policy change accounts for the $61.3 million reduction in requirements from 1983-84. The Community Development Commission is currently in their budget preparation phase and only recently discussed program expectations with your Board offices. A formal budget will now be prepared and presented to the Housing Authority Advisory Commission and the Board of Supervisors as the Community Development Commission and Housing Authority. The estimates in the Recommended Budget will then be refined in final changes.

REVENUE SHARING

The 1984-85 Federal Revenue Sharing funds are $80.8 million, a reduction of $11.4 million from 1983-84. The reduction was due to the loss of $6.7 million in carryover funds and $4.7 million in Entitlement Period 16 funds. It is proposed that the entire $80.8 million in 1984-85 again be used for the County's hospitals. In addition, to ensure the same level of services is maintained, the $11.4 million loss will be replaced with County costs.

ASSESSED VALUATION AND TAX LEVY

Regular Tax Levy

An overall increase of 10.2% in net taxable assessed valuation is projected, resulting in a net increase in available financing next year of $102.3 million. This growth is attributable to a moderation of interest rates and a resurgence in the housing and construction industry. This has resulted in increases in transfers and new construction subject to reassessment under the provisions of Proposition 13.

Accelerated Lien Date

SB 813 (Hart) [Chapter 498, Statutes of 1983] requires immediate reappraisal for current changes in ownership and new construction completed on or after July 1, 1983. Current law allocates the additional property taxes exclusively to schools in 1983-84 and 1984-85 and among all local agencies in subsequent years.

The Governor's local financing bill, SB 1300 (Marks), and alternative legislation, AB 2468 (Cortese), both advance by one year, to July 1, 1984, the date by which accelerated lien date revenues would be allocated to other local agencies, including the County. Based on estimates supplied by the Department of Finance, property taxes accruing to the County in 1984-85 will increase by $57.0 million under these proposals.

Delinquency Reserve

Delinquency reserve requirements are estimated to increase by $20.8 million. The total estimated delinquency of $47.9 million is based on historical experience and anticipated delays in the actual collection from taxpayers of new accelerated lien date revenues. These delays primarily result from the issuance of supplemental tax bills based on changes of ownership and new construction that occur late in the 1984-85 fiscal year. The increased delinquency reserve is necessary to mitigate overstated property tax collections from the accelerated lien date and to avoid cash flow problems.

EMPLOYEE COUNT (Chart 7)

Today the County work force numbers 14,500 fewer employees than the all time high and 8,425 fewer employees since Proposition 13. A sharp decline of 10,032 employees has been registered since December 1980, reflecting the Board's continued emphasis on contracting-out and productivity improvements and curtailments necessitated by revenue shortfalls. More recently, the numbers have stabilized with managed attrition offset by critical hiring in select areas such as the Justice System.

Work Force Reduction

Filled Positions	Aug. 1975 (Peak)	July 1978 (Prop. 13)	Feb. 1984	Feb. 1984 Change From Aug. 1975	Feb. 1984 Change From July 1978
Permanent	72,845	66,852	63,100	(-9,745)	(-3,752)
Temporary	11,421	8,419	8,488	(-2,933)	69
CETA	1,822	4,742	--	(-1,822)	(-4,742)
TOTAL	86,088	80,013	71,588	(-14,500)	(-8,425)
				(-16.8)%	(-10.5)%

MANAGEMENT IMPROVEMENTS

These recommendations reflect economies and efficiencies achieved through your Board's continued emphasis on management improvements in a variety of areas. Among the more significant, recent accomplishments are the following:

-- Early Separation Program - As an alternative to layoffs and reductions to streamline County management, last year your Board initiated an Early Separation Program (ESP) for County managers offering economic incentives for early departures. To date, 117 employees in 25 departments have been approved for early separation with a commensurate reduction in overhead positions and a net savings in 1984-85 of $2.5 million.

-- Departmental Consolidation Efforts - On September 13, 1983, the Board approved the Economy and Efficiency Commission's report, "Decision Making and Organization, Los Angeles County Government", and Supervisor Antonovich's motion with the goal of reducing the number of County departments from 55 to more manageable proportions. To date, the Board has authorized the merger of the Treasurer-Tax Collector and Department of Collections and the merger of the Agricultural Commissioner and Weights and Measures. Several other consolidation opportunities, made possible in part through the ESP, are currently under review.

-- Contracting - Expanding upon the authority granted by the voters in approving Proposition A in November 1978, County departments have initiated 342 contracts with the private sector for services of $62.8 million at an estimated savings of $36.2 million. The

recommendations detail by County department $3.9 million in projected savings for 1984-85. Pursuant to Board policy, individual employee impact is being mitigated through efforts at retraining and job referrals.

-- Productivity/Revenue Generation - The recommendations include $6.4 million in savings from cost reductions and revenue generation efforts by County departments. Also reflected is a $500,000 Productivity Investment Fund, pursuant to Board approval of the recommendation of the Productivity Advisory Committee. This will facilitate departmental investment in productivity improvement projects expected to produce downstream profits to the fund.

-- Management Incentives - Pursuant to adopted ESP, contracting, and productivity improvement ordinances, the net savings from these various programs are to be allocated by the Board to fund priority departmental operations and/or management incentives. Pending further determination by your Board, savings over and above that required to maintain current services have been reserved in departmental budgets. Plans for allocating these and other midyear savings by departments will be presented initially for Board consideration shortly after adoption of the budget.

-- Employee Relations - During 1983-84, County management successfully concluded 26-month labor agreements with 51 bargaining units representing 61,043 employees. In general, the agreements assure a stable work force through August 1985, no pay raises for all of 1983-84 and the first two months of 1984-85, and an approximate 5.5% increase effective September 1. This compares favorably with salary increases negotiated in the public and private sectors in recent years (Chart 8).

-- Property Development - The successful passage of Board-sponsored AB 912 last year has greatly facilitated our ability to long-term lease County-owned property for commercial, residential, and cultural development. A developer has been selected for the complex El Pueblo project; four proposals are under review for development of the Long Beach General Hospital site; negotiations are underway with the City and State for development of the First and Broadway site; land use and disposition strategies are being prepared by private consultants at the Harbor/UCLA and Olive View Medical Centers and Rancho Los Amigos Hospital; and study is underway for combined commercial and cultural development of the First Street properties. These and other property development projects will produce a new ongoing revenue source for the County.

-- Space Management - In conformance with the Board-approved Central Area Office Space Plan calling for 21 separate actions to consolidate and reduce County space by 300,000 square feet, 18 of these actions have been or are currently in process of completion. The Recommended Budget provides for completion of two remaining major elements: relocation of the Public Administrator-Public Guardian from leased to County-owned space and vacation of all County operations from the El Pueblo Park development. On January 17, 1984, the Board authorized development of a comprehensive County-wide space management plan which will identify pockets of vacant or underutilized space for further disposition, such as lease to the private sector or consolidation of County functions.

BUDGET CALENDAR

This year it appears that the Governor and the State Legislature are closer to agreement on the financing requirements for the State Budget. In addition, there are no local bargaining problems this year which might cause delays.

Therefore, the opportunity exists this year, as it may not next, for the Board to conclude its deliberations in June and adopt a budget prior to the commencement of the fiscal year on July 1. Of course, delays at the State level could require modifications to the County's schedule. With this in mind the following is proposed:

Board Action	Target Date
-- Commence public budget hearings (required by County Code to commence at least ten days after the Auditor-Controller publishes the Proposed Budget on/or before June 10).	June 8
-- Conclude public budget hearings (upon receipt of all testimony, but not more than ten days after opening pursuant to County Code).	June 15
-- Commence final budget deliberations.	June 18
-- Adopt final budget (on/or before August 1 pursuant to County Code).	June 27

APPROPRIATION LIMIT

On November 6, 1979, the voters approved Proposition 4, the Gann Initiative, which amended the State Constitution to limit growth in the appropriations of State and local governments. The 1984-85 recommended budgets for all funds and districts have been developed to remain within the expenditure limits of the initiative. Proposition 4 requires that the Board adopt an annual resolution certifying that this requirement has been met, and such a resolution will be submitted for approval once the budget for 1984-85 becomes final.

FURTHER REPORTS ON BUDGET

Prior to your consideration of the final budget for 1984-85, we will be filing several reports, including:

-- Legislative updates on 1984-85 State Budget revisions and impact, if known, on the Recommended Budget.

-- Final budget revisions reflecting final State Budget action and our latest estimates of requirements and available funds.

-- Policy reports, as required, on specific program areas.

-- Department head policy issues and disagreements with the budget recommendations.

APPROVAL OF PROPOSED BUDGET

Board approval of a proposed budget is required under the County Code by May 5, to set the budget as an agenda item for further consideration by the Board and the public. The date provides the basis for the Auditor-Controller to have printed and distributed a proposed budget to be available for consideration and comment during public hearings. Adjustments to the budget, including revisions necessary to reflect Board funding priorities and State and Federal budget actions, can be made at the conclusion of these hearings.

Certain department heads take issue with these recommendations and will file requests with you to fund additional requirements. As the policy-making body for the County, your Board may wish to modify the recommendations as set forth.

THEREFORE, IT IS RECOMMENDED THAT THE BOARD:

Order such revisions, additions, and changes to the Chief Administrative Officer's Recommended Budget as you deem necessary and approve the revised figures as the Proposed Budget for 1984-85; instruct the Auditor-Controller to have the necessary copies printed; order the publication of necessary notices; and tentatively set June 8 as the date on which public hearings will begin.

Respectfully submitted,

Harry L Hufford

HARRY L. HUFFORD
Chief Administrative Officer

Attachment I

COMPARISON OF LOS ANGELES COUNTY LEGISLATIVE FISCAL GOALS WITH 1984-85 GOVERNOR'S BUDGET

	Governor's New Partnership Task Force Recommendations	Governor's 1984-85 State Budget Proposals
I.	-- Restore county VLF subvention reductions	-- Restore county VLF subvention reductions
	-- Exchange county VLF, business inventory exemption (BIE) and cigarette tax revenue for portion of state sales tax OR Constitutional guarantee of subventions	-- 1. Transfer state share of VLF to counties 2. Eliminate BIE reimbursement Constitutional guarantee of VLF and cigarette tax
	-- Increased county revenue through 1. Optional county-wide Tipplers' tax authority 2. Voter-authorized municipal tax authority option	-- Increased county revenue through 1. Allocation of floating lien date revenues to all local jurisdictions in 1984-85 2. Recognition of the need for additional county revenue sources; alternatives to be worked out with the Legislature and local government
	-- State funding of new mandates or they become optional	-- 1. State funding of new mandates or they become optional 2. State funding of current Board of Control claims for mandates
	-- Exchange share of state sales tax for categorical grants in drug and alcohol, health and mental health programs	-- Block grants to counties for mental health, public health, family planning and alcohol/drug programs
	-- Repeal AB 8 deflator	-- Repeal AB 8 deflator
II.	Retain 95% State Funding for Foster Care	-- Retain 95% state funding for foster care

TABLE OF CHARTS

	Chart No.
Available Financing by Source: General County and Hospital Enterprise Funds	1
Appropriations by Function: General County and Hospital Enterprise Funds	2
Comparison of County Budgets Adopted Budget vs. Constant Dollars	3
Use of Local County Revenues	4
Justice Net County Cost as a Percent of Total County Revenue	5
History of Year-end Fund Balance	6
Employee Population Trend	7
Comparison of Cumulative Salary Increases of Public Agencies and Wage Indices	8
Reported Crimes: Seven Major Offenses	9
Sheriff Adult Jail Population Compared to Adult Jail Capacity	10
Probation Juvenile Detention Population Compared to Juvenile Detention Capacity	11
Comparison of Actual Expenditures: District Attorneys vs. Indigent Defense	12
Public Defender and Court Appointed Attorney Costs	13
Public Social Services General Relief: Caseload	14
Public Social Services Aid to Families with Dependent Children - Family Groups: Caseload	15
Unmet Child Protective Services Need Compared to Available State and Federal Funding	16

AVAILABLE FINANCING GENERAL COUNTY AND HOSPITAL ENTERPRISE FUNDS

1977-78

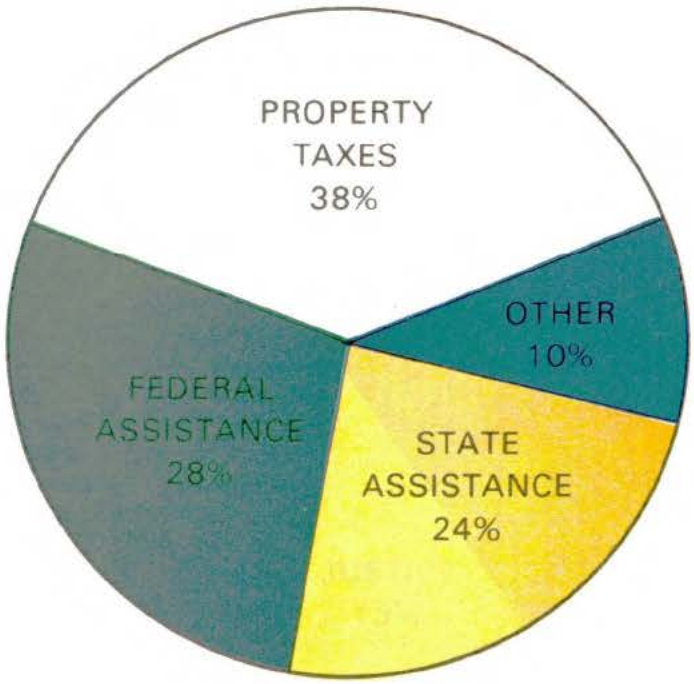

1984-85

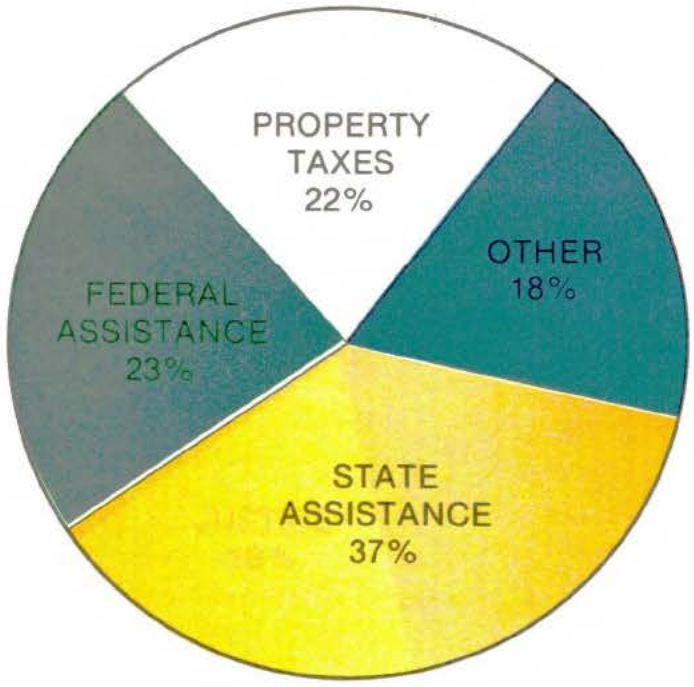

APPROPRIATIONS BY FUNCTION GENERAL COUNTY AND HOSPITAL ENTERPRISE FUNDS

1977-78

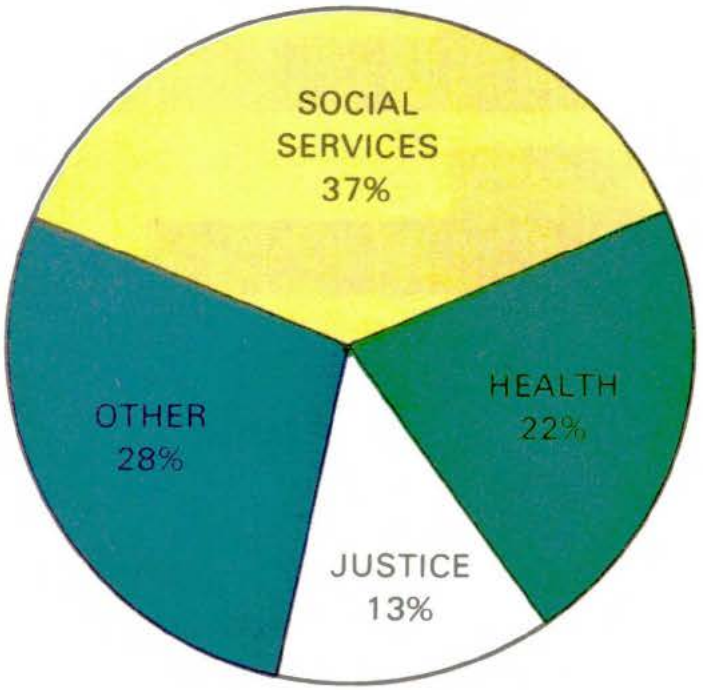

1984-85

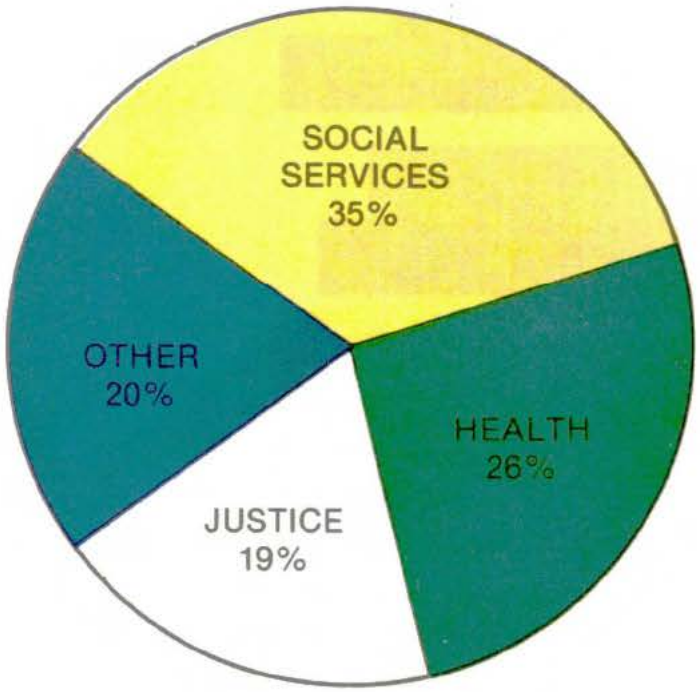

COUNTY OF LOS ANGELES
COMPARISON OF COUNTY BUDGETS IN ADOPTED BUDGET VS. CONSTANT DOLLARS
(IN MILLIONS OF DOLLARS)

1977-78 THROUGH 1984-85

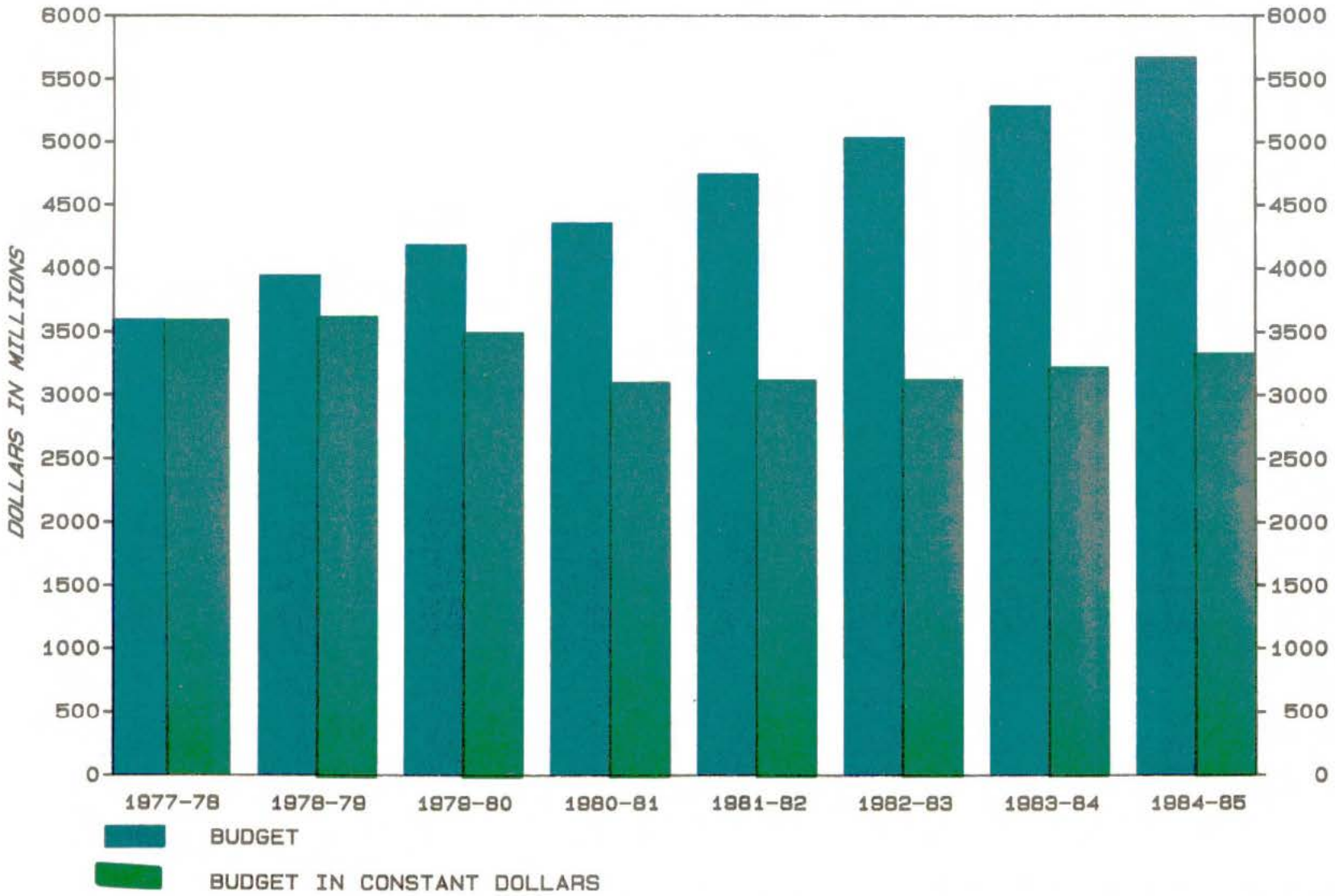

NOTE: COSTS OF THE COUNTY HOUSING AUTHORITY HAVE BEEN EXCLUDED FOR CONSISTENCY.

CHART 3

USE OF LOCAL COUNTY REVENUES 1984-85

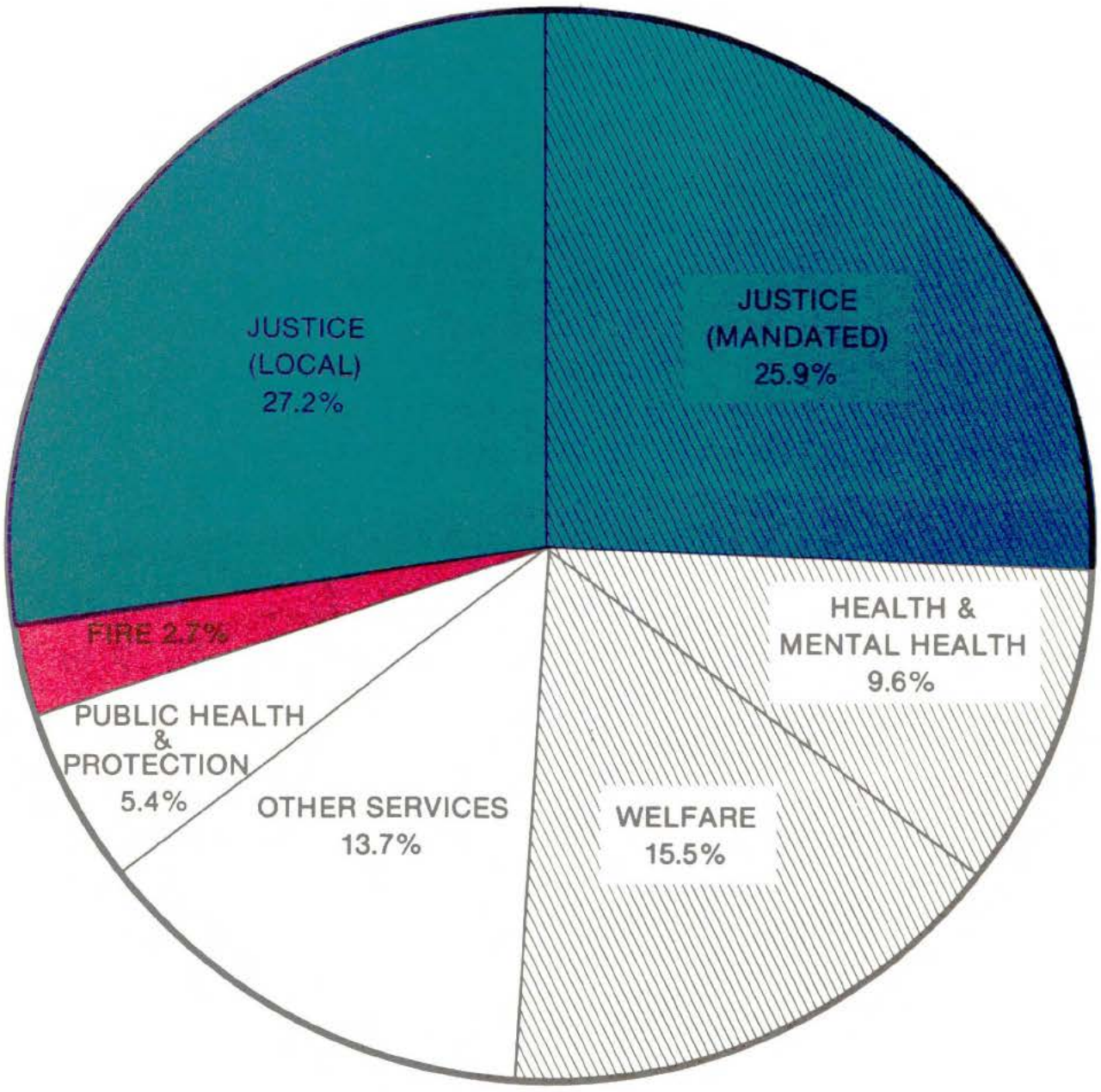

LOCAL COUNTY REVENUES COMMITTED TO MANDATORY MATCHING OF STATE AND FEDERAL PROGRAMS — 51.0%

NON-EARMARKED, LOCAL COUNTY REVENUES — 49.0%

COUNTY OF LOS ANGELES
JUSTICE NET COUNTY COST AS A PERCENTAGE OF TOTAL COUNTY REVENUE
1977-78 VS. 1984-85

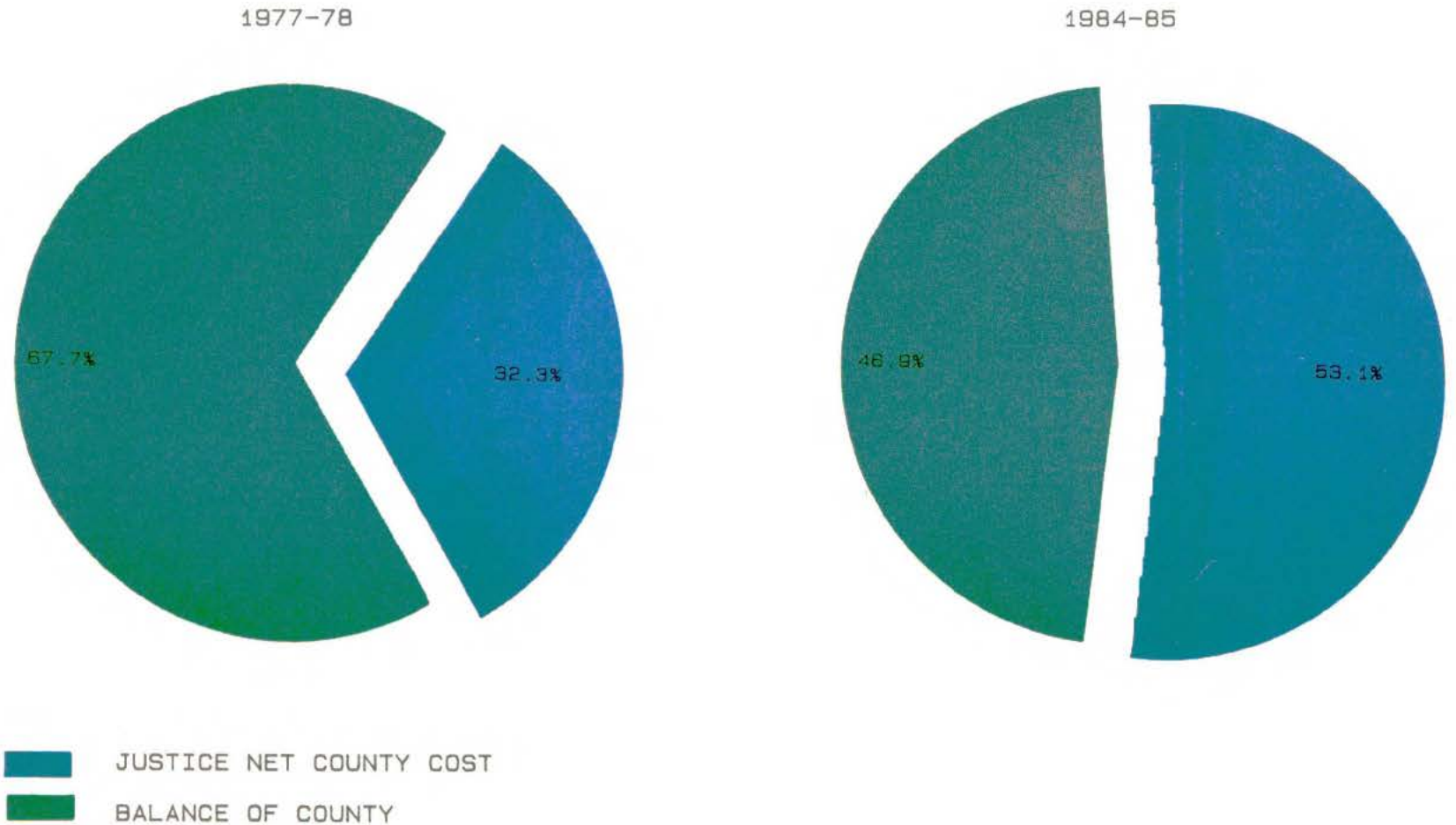

CHART 5

COUNTY OF LOS ANGELES
FUND BALANCE HISTORY BY FISCAL YEAR

1977-78 THROUGH 1984-85

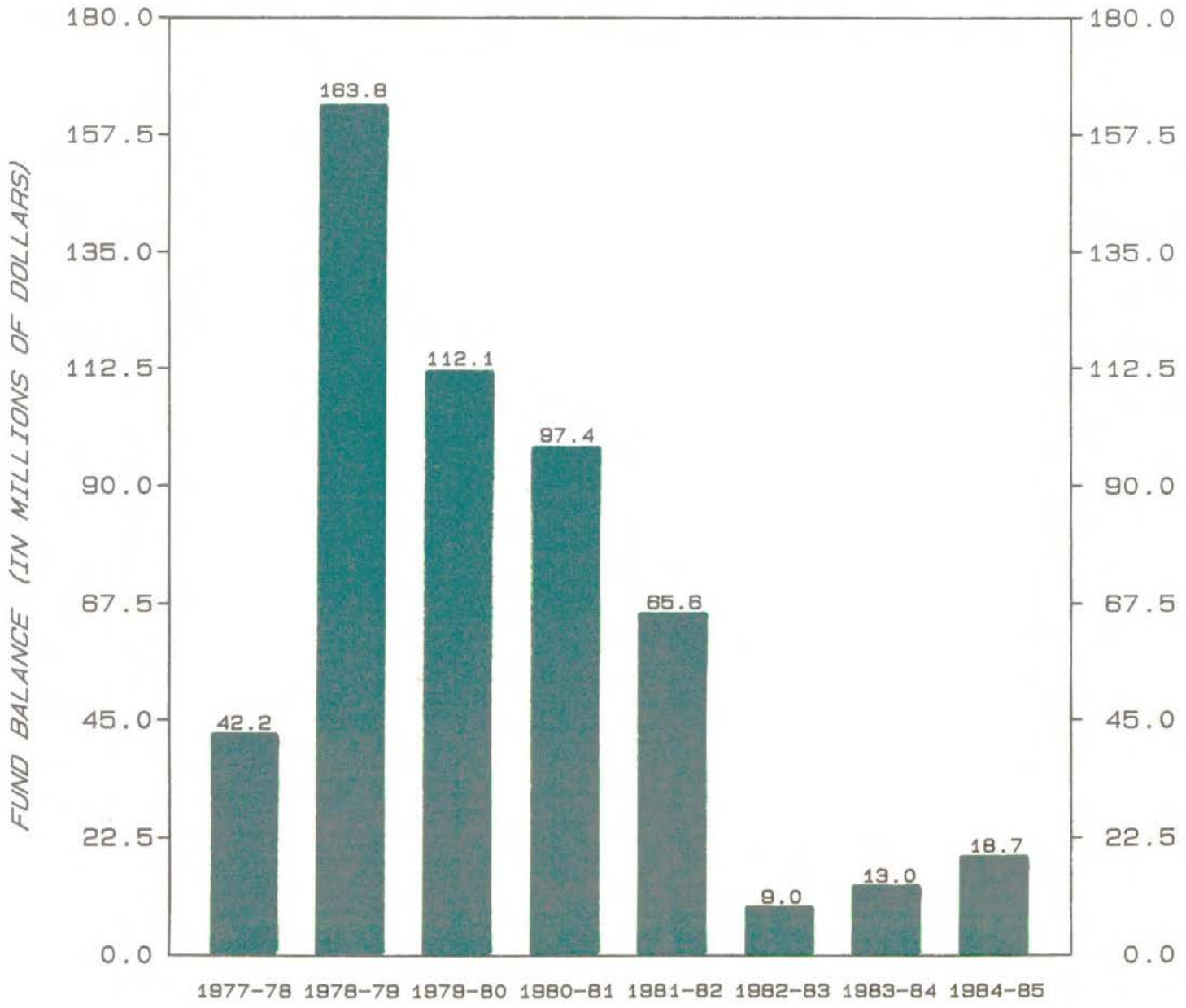

CHART 6

COUNTY OF LOS ANGELES
EMPLOYEE POPULATION TREND

JULY 1975 THROUGH FEBRUARY 1984

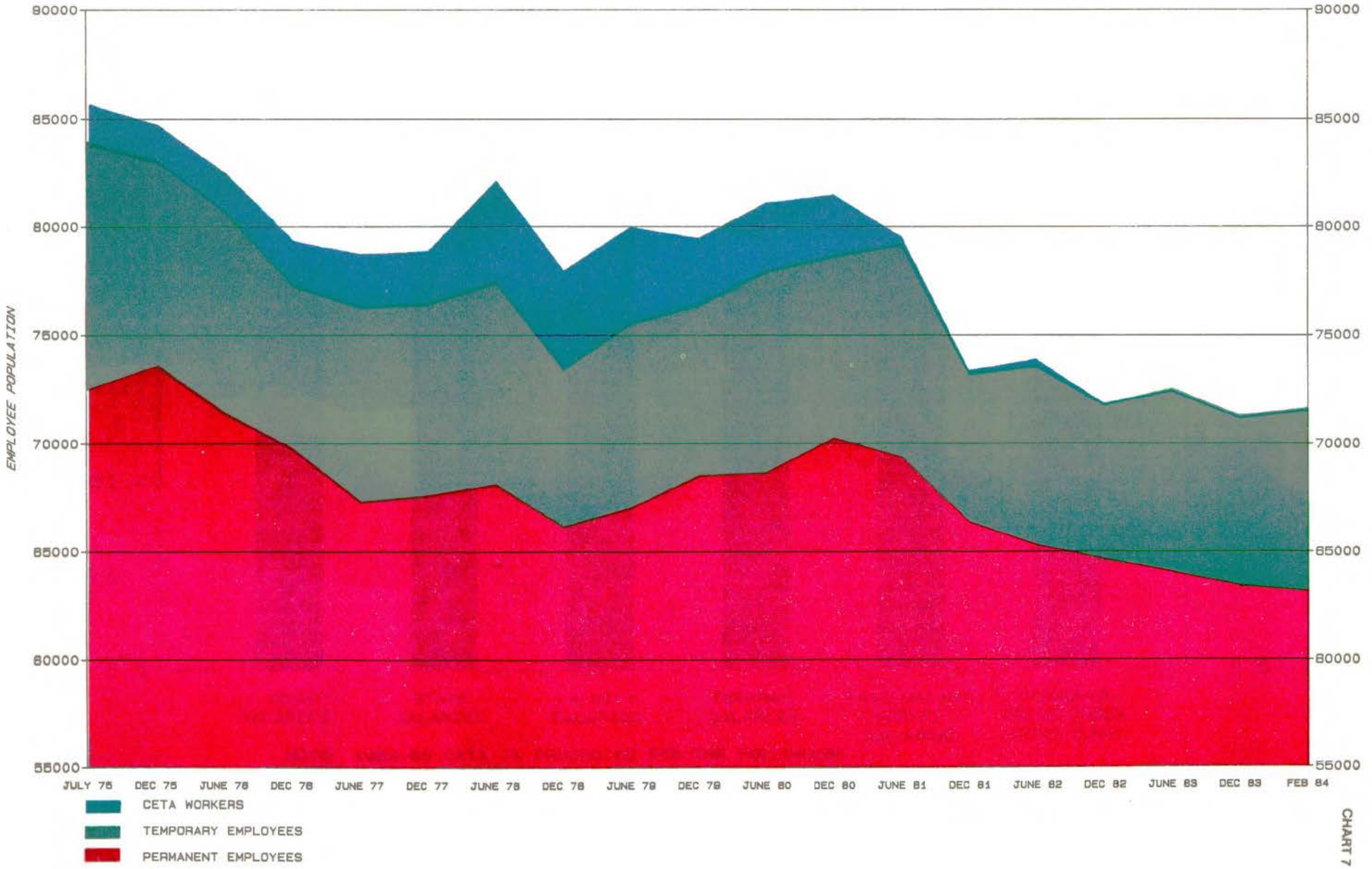

CHART 7

COMPARISON OF CUMULATIVE SALARY INCREASES
PUBLIC AGENCIES AND WAGE INDICES

1976-77 THROUGH 1984-85

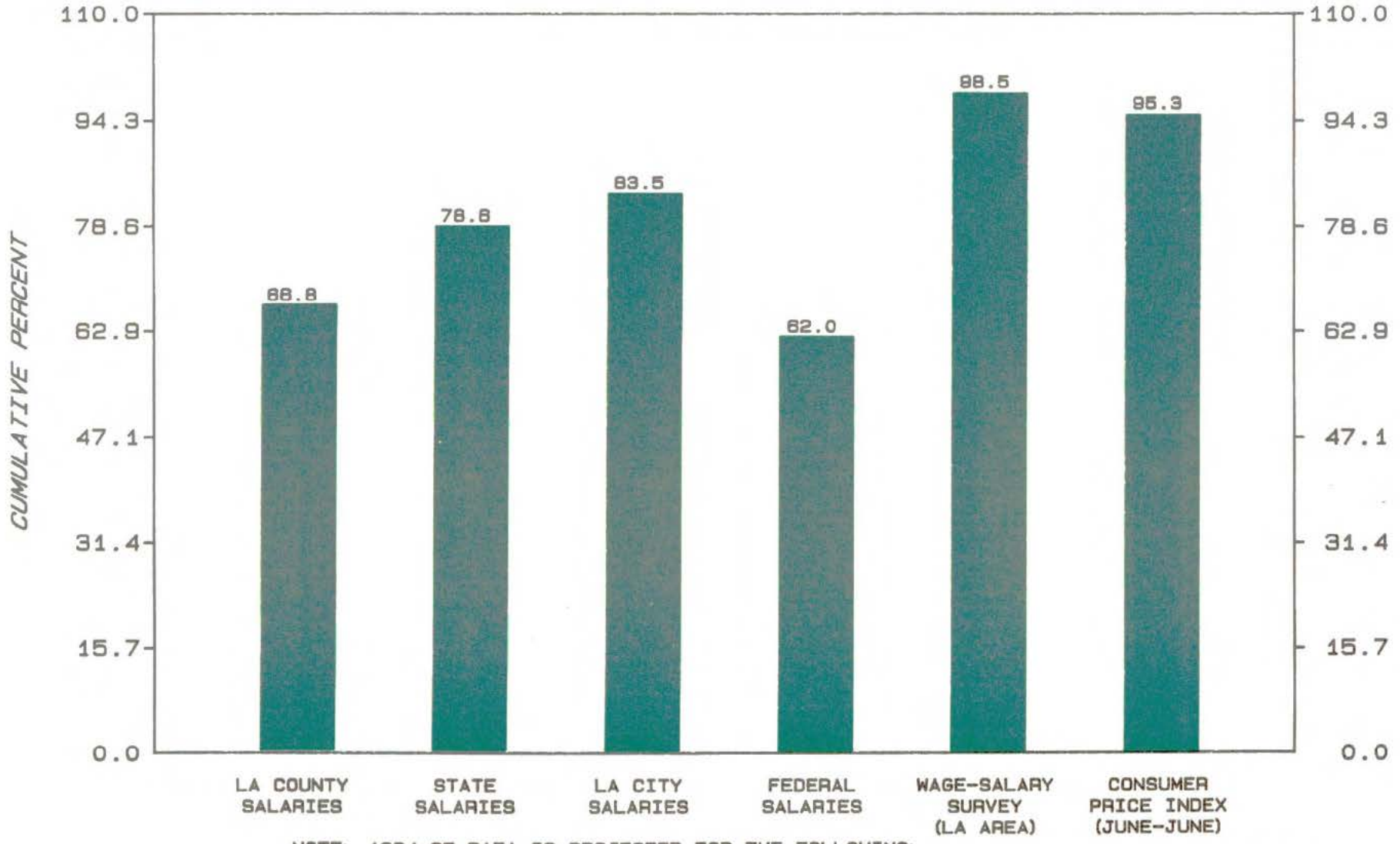

NOTE: 1984-85 DATA IS PROJECTED FOR THE FOLLOWING:
LOS ANGELES COUNTY--5.5% BASED ON NEGOTIATED CONTRACTS WITH REPRESENTED EMPLOYEES.
STATE--10% BASED ON THE GOVERNOR'S BUDGET
FEDERAL--3.5% BASED ON THE PRESIDENT'S BUDGET
CONSUMER PRICE INDEX--4.2% ESTIMATED

CHART 8

COUNTY OF LOS ANGELES
REPORTED CRIME: SEVEN MAJOR OFFENSES

CALENDAR YEARS 1977 THROUGH 1983

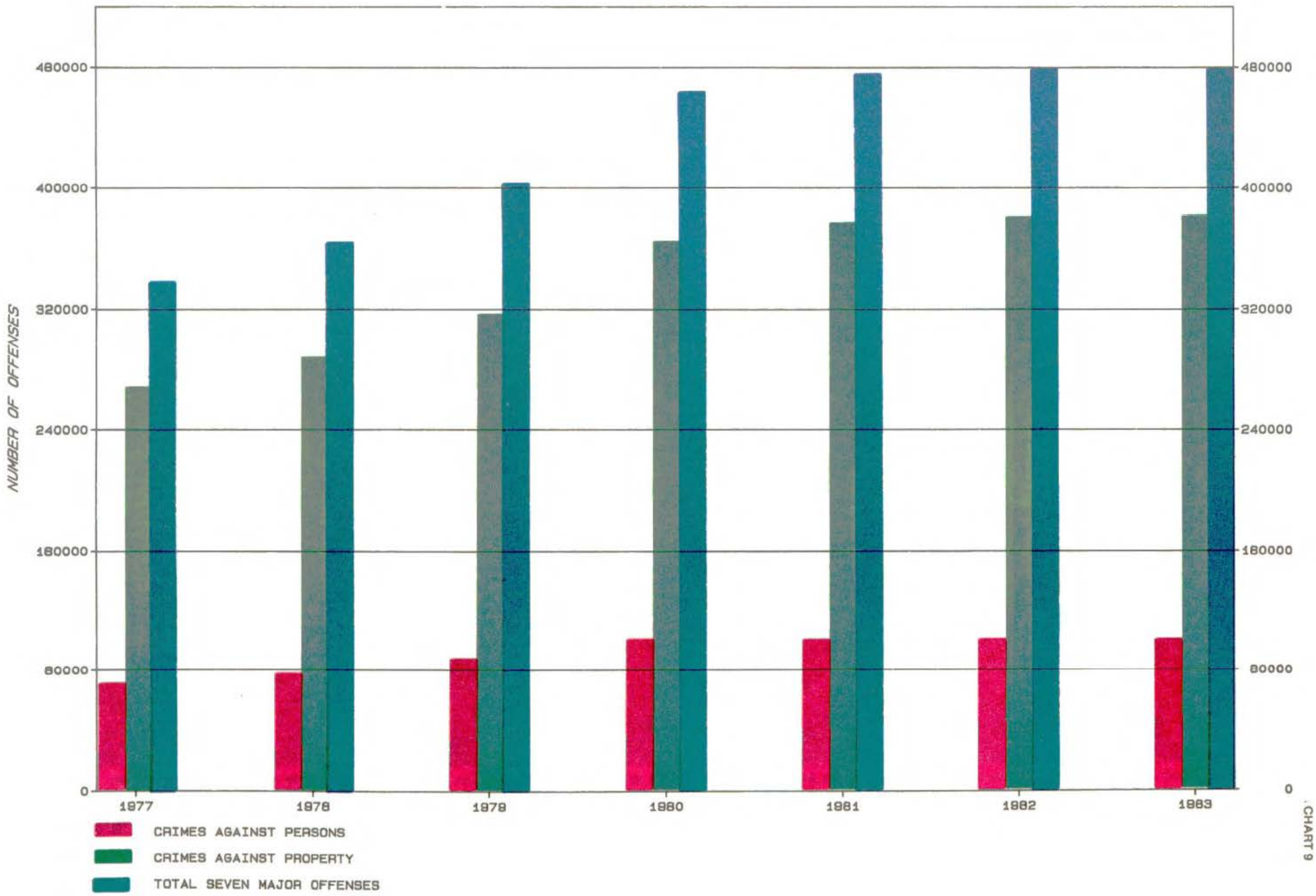

CHART 9

COUNTY OF LOS ANGELES
SHERIFF ADULT JAIL POPULATION
COMPARED TO JAIL CAPACITY

JULY 1979–JUNE 1985

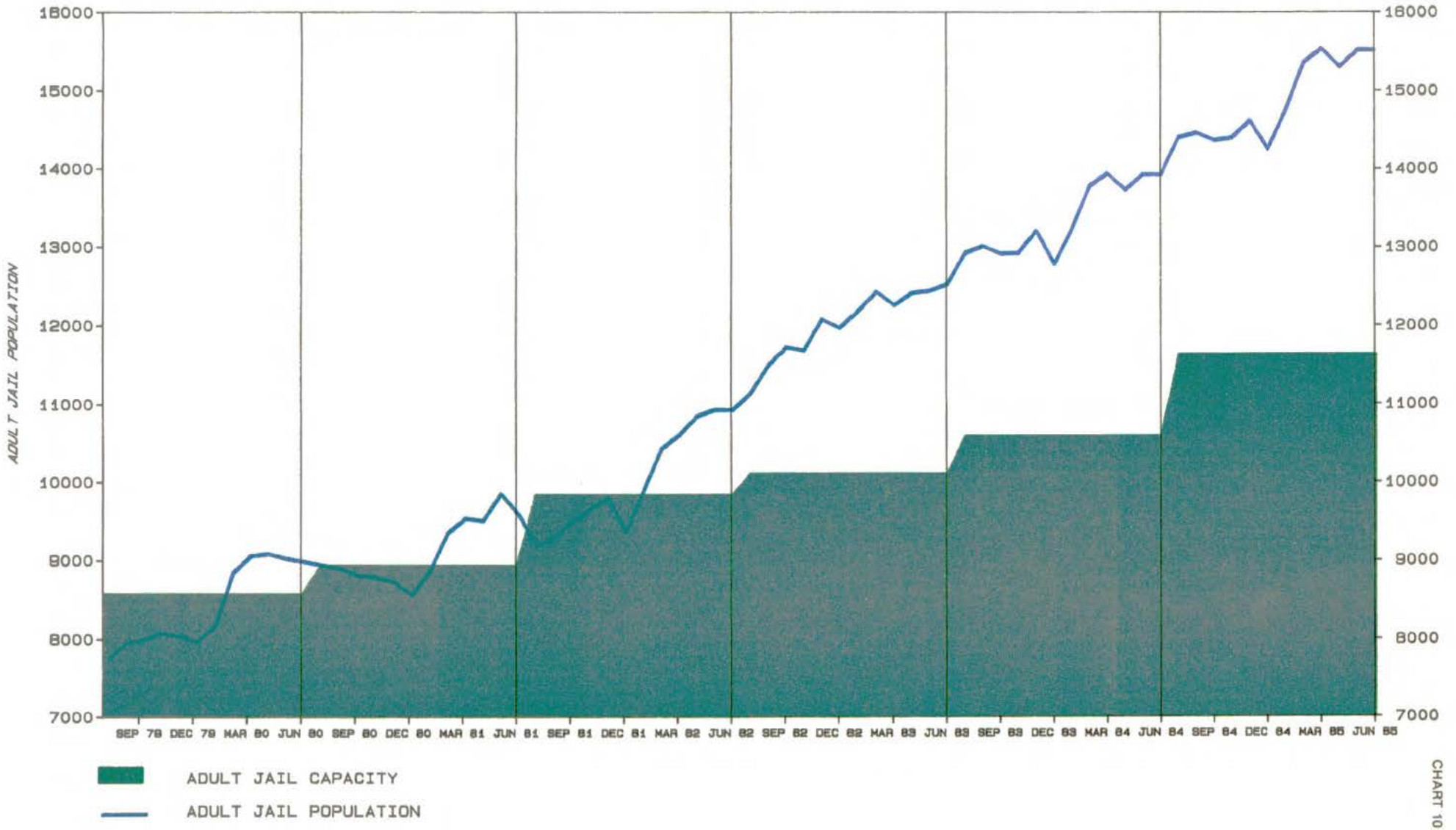

CHART 10

COUNTY OF LOS ANGELES
JUVENILE DETENTION POPULATION
COMPARED TO JUVENILE DETENTION CAPACITY

JULY 1979 THROUGH JUNE 1985

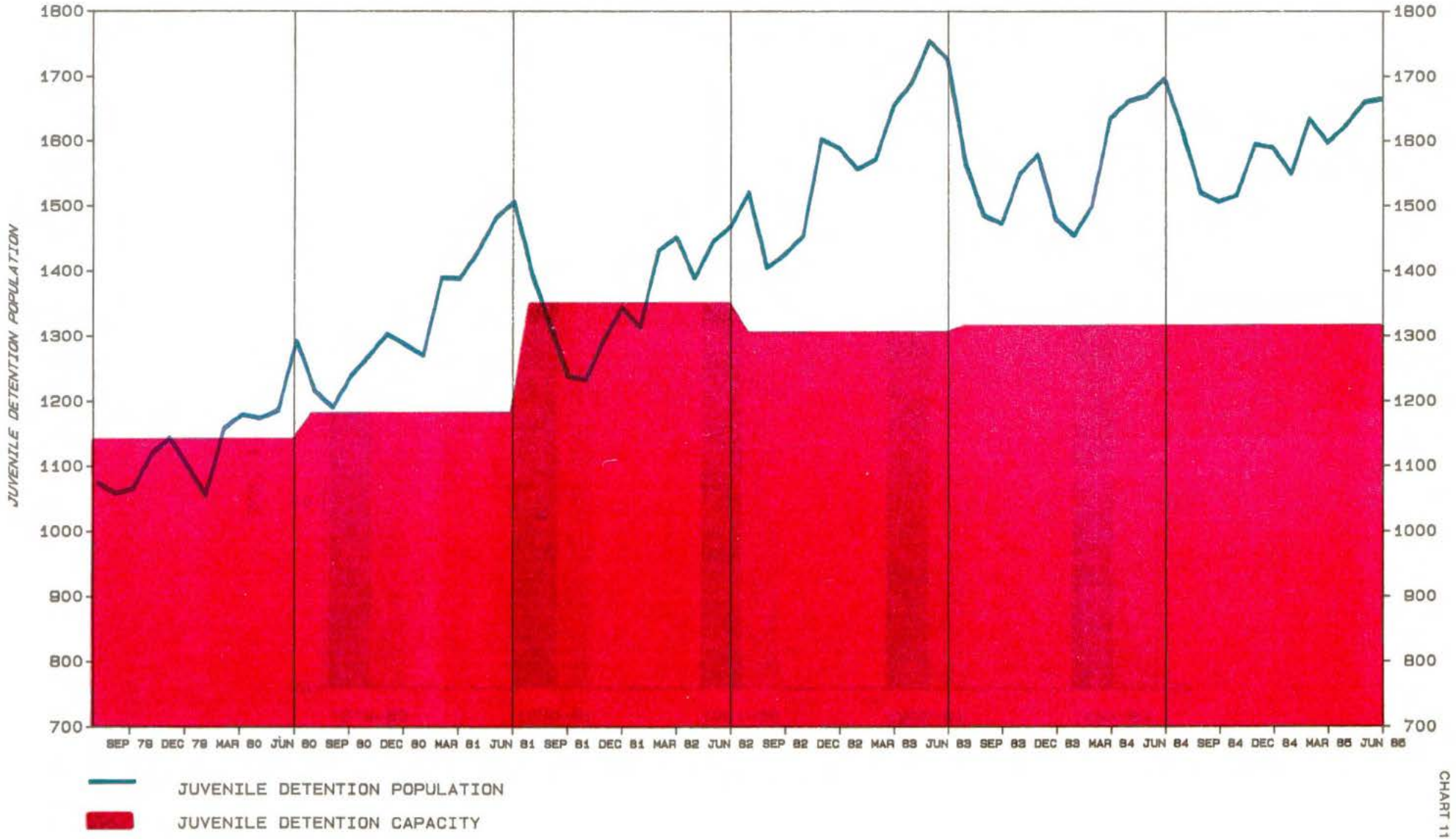

CHART 11

COUNTY OF LOS ANGELES
DISTRICT ATTORNEY VS. INDIGENT DEFENSE
COMPARISON OF DOLLARS EXPENDED

(1979-80 THROUGH 1983-84)

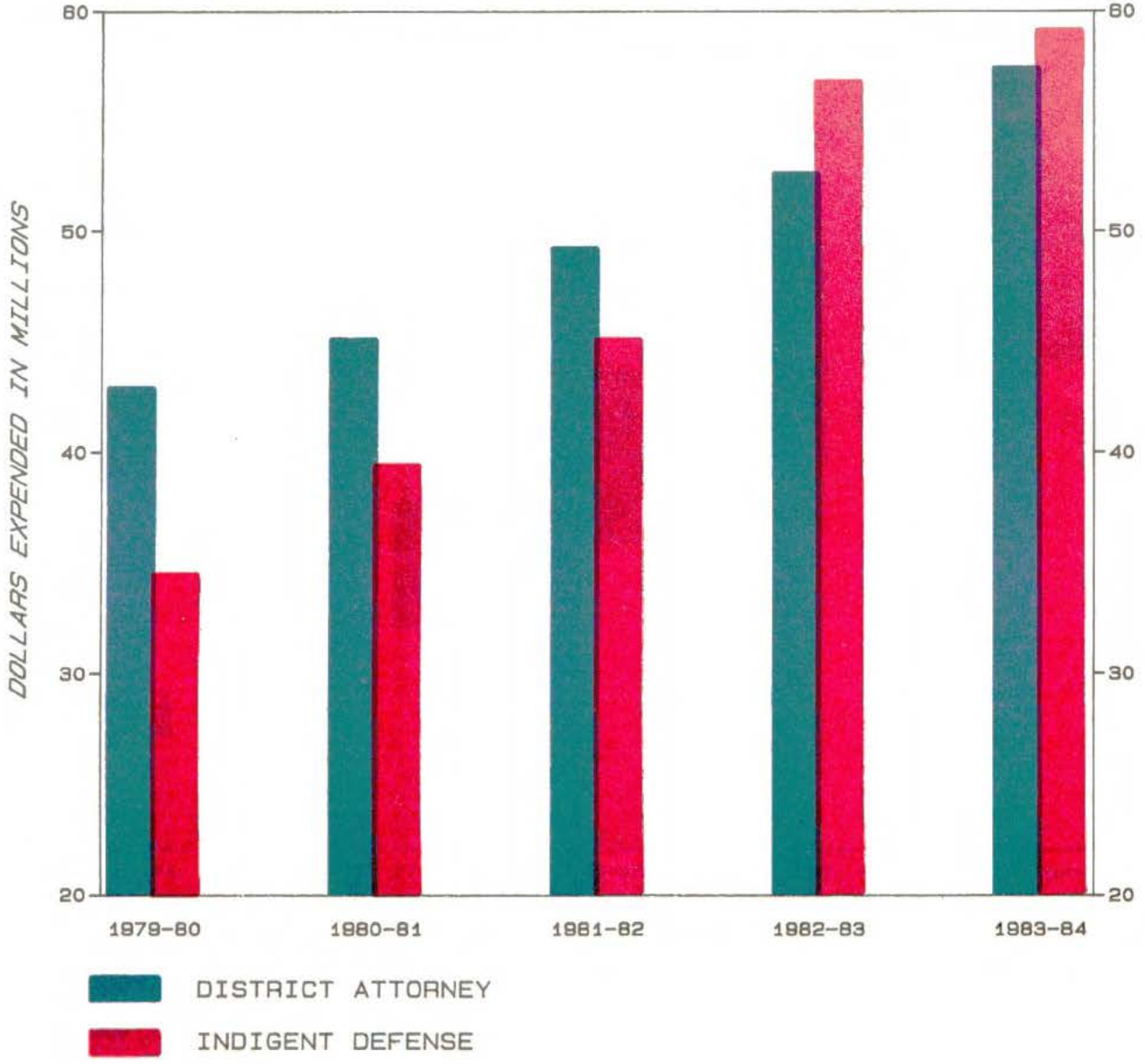

CHART 12

COUNTY OF LOS ANGELES

PUBLIC DEFENDER AND COURT APPOINTED ATTORNEY COSTS (ALL COURTS)

1970-71 AND 1975-76 THRU 1984-85

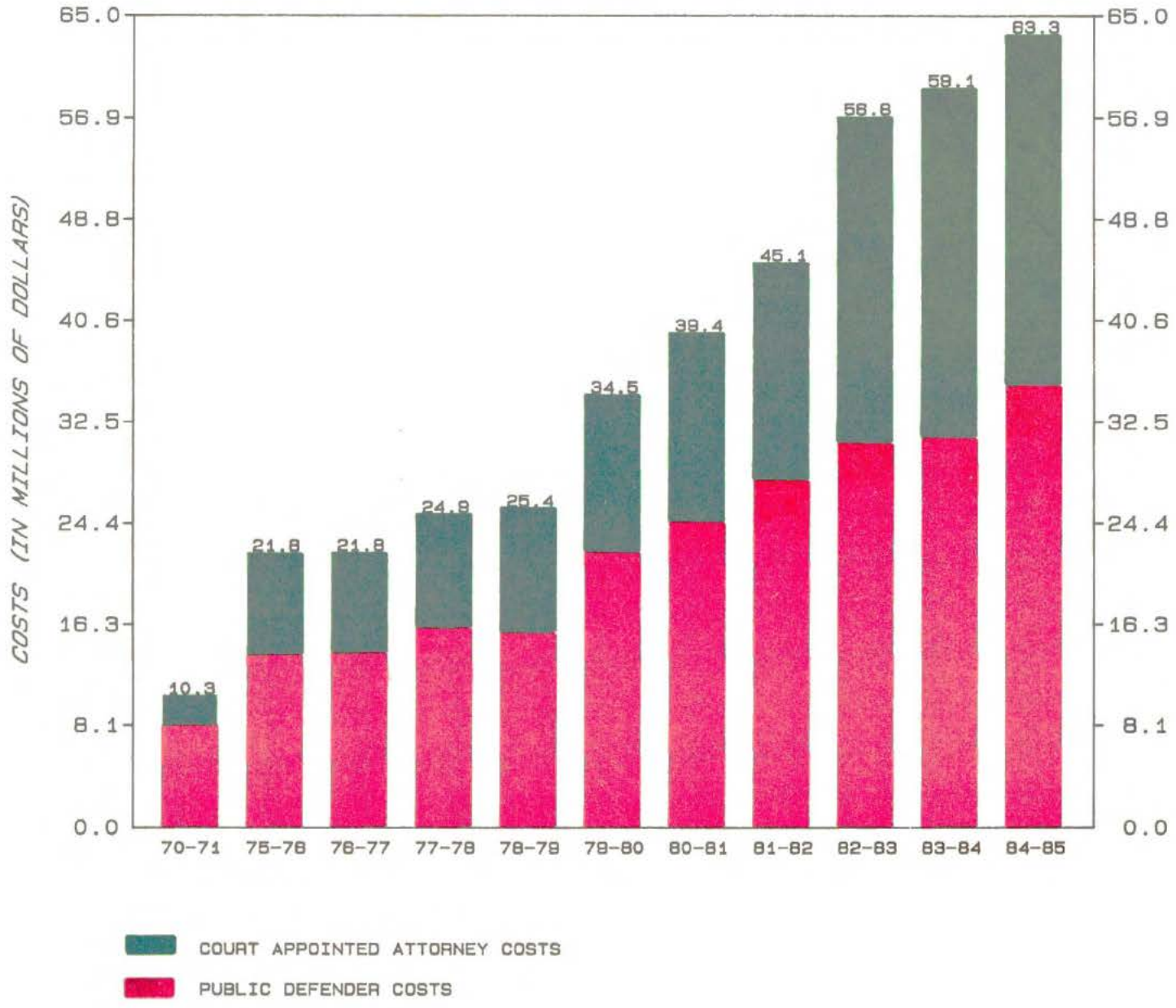

CHART 13

PUBLIC SOCIAL SERVICES GENERAL RELIEF
ACTUAL VS. RECOMMEND AND REQUEST

JULY 1980 THROUGH JUNE 1985

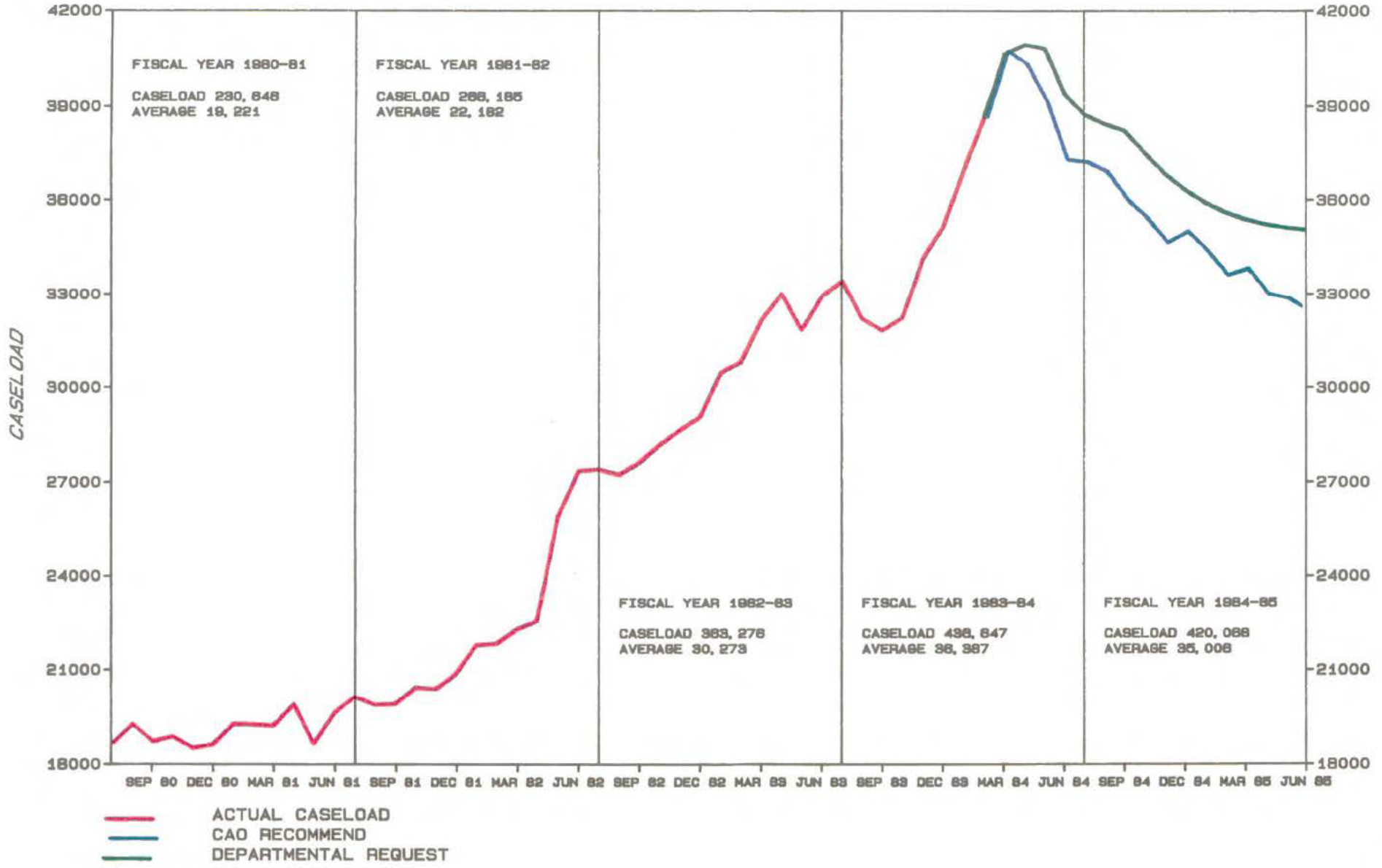

CHART 14

PUBLIC SOCIAL SERVICES AID TO FAMILIES WITH DEPENDENT CHILDREN - FAMILY GROUPS
ACTUAL VS. RECOMMEND AND REQUEST

JULY 1980 THROUGH JUNE 1985

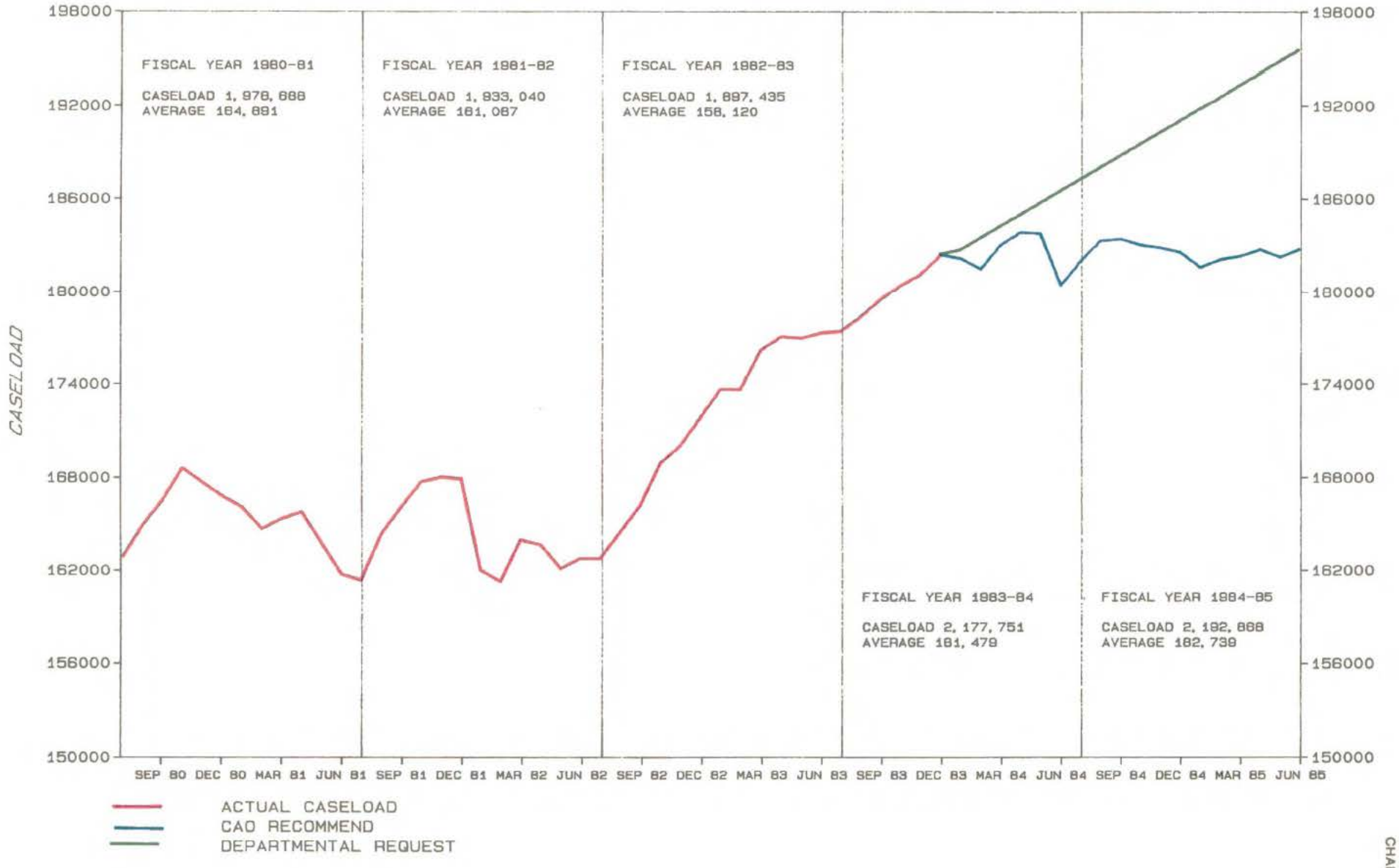

CHART 15

UNMET CHILD PROTECTIVE SERVICES NEED COMPARED TO AVAILABLE STATE AND FEDERAL FUNDING

FISCAL YEARS 1980-81 THROUGH 1983-84

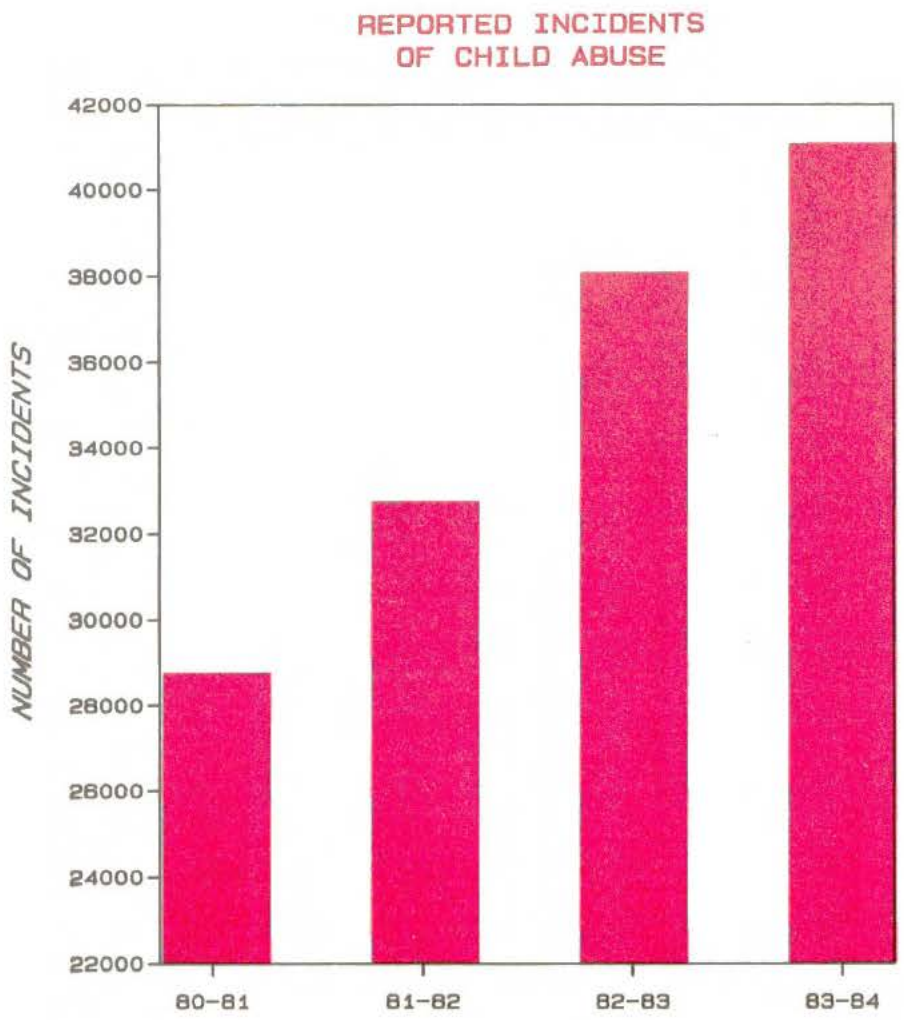

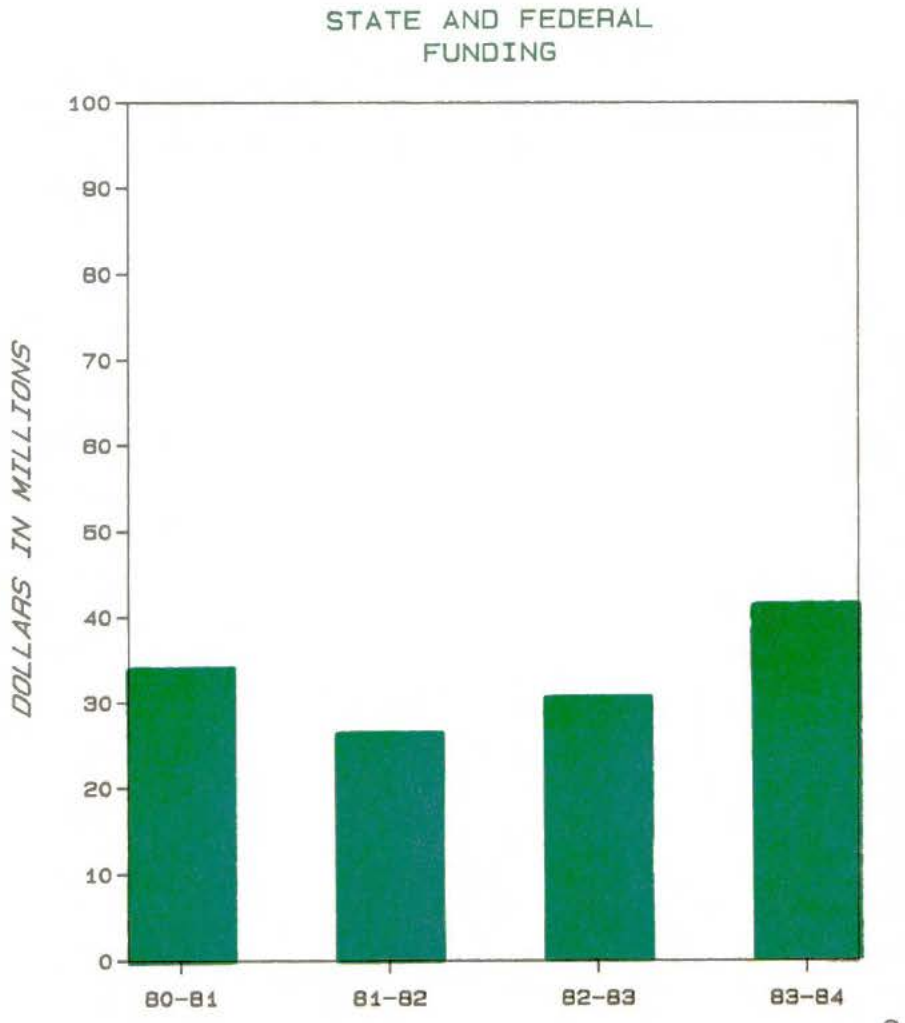

CHART 16

TABLE OF CONTENTS

FINANCIAL SUMMARIES. 1

REQUIREMENTS AND AVAILABLE FUNDS COMPARISON

General Fund. 2
General County. 2.1
Special Funds 2.2
Special Districts 2.3
Agency Funds. 2.4
Other Enterprise Funds. 2.4

ANALYSIS OF REVENUE OTHER THAN PROPERTY TAXES BY SOURCE--
SCHEDULE 4 AND SPECIAL DISTRICTS. 3

ANALYSIS OF BUDGETED POSITIONS 4

DEPARTMENTAL APPROPRIATIONS, REVENUE, AND NET COUNTY COST

Departmental. 5
Special Districts - Nondepartmental 85
Special Funds - Nondepartmental 86
Agency Funds. 87

CAPITAL PROJECTS 88

AUDITOR-CONTROLLER SCHEDULES FOR 1984-85 RECOMMENDATION. 89

BUDGET INDEX 90

CAPITAL PROJECTS INDEX 91

Note: For purpose of more meaningful year-to-year comparisons, the departmental detail of the 1983-84 budget figures are shown as "Adjusted Allowances" reflecting Board actions approving appropriation adjustments, including permanent transfer from central reserves to the departments for accountability.

COUNTY OF LOS ANGELES

PROPOSED BUDGET 1984-1985

GENERAL AND SPECIAL COUNTY FUNDS AND DISTRICTS

REQUIREMENTS	1983-84 ADJUSTED ALLOWANCE	1984-85 REQUEST	1984-85 RECOMMEND
COUNTY GENERAL FUND	$3,929,467,788	$4,802,232,926	$4,279,853,454
FEDERAL REVENUE SHARING FUND	92,260,187	80,833,052	80,833,052
SPECIAL FUNDS	334,728,973	313,071,684	315,245,685
SPECIAL DISTRICTS	318,959,885	345,458,072	347,937,709
HOSPITAL ENTERPRISE FUNDS	560,534,629	613,800,821	590,895,726
OTHER ENTERPRISE FUNDS	57,845,263	68,509,758	66,365,146
AGENCY FUNDS	242,306,700	181,016,000	181,016,000
TOTAL REQUIREMENTS	$5,536,103,425	$6,404,922,313	$5,862,146,772
AVAILABLE FUNDS			
REVENUE			
COUNTY GENERAL FUND	$2,954,582,870*		$3,139,806,343
FEDERAL REVENUE SHARING FUND	85,569,504		80,833,052
SPECIAL FUNDS	284,586,742		259,447,144
SPECIAL DISTRICTS	37,042,552		41,714,609
HOSPITAL ENTERPRISE FUNDS	560,534,629		590,895,726
OTHER ENTERPRISE FUNDS	37,675,866		50,229,588
AGENCY FUNDS	242,306,700		181,016,000
TOTAL REVENUES	$4,202,298,863		$4,343,942,462
AVAILABLE SURPLUS			
COUNTY GENERAL FUND	$ 12,966,881		$ 18,794,457
FEDERAL REVENUE SHARING FUND	6,690,683		—
SPECIAL FUNDS	20,100,626		22,825,772
SPECIAL DISTRICTS	67,792,517		66,611,005
OTHER ENTERPRISE FUNDS	18,351,176		14,232,789
AGENCY FUNDS	—		—
TOTAL SURPLUS	$ 125,901,883		$ 122,464 023
TOTAL AVAILABLE FUNDS	$4,328,200,746		$4,466,406,485
TAX LEVY REQUIREMENTS			
GENERAL COUNTY			
TAX LEVY-CURRENT ROLL	$ 961,918,037*		$1,064,250,492
TAX LEVY-SUPPLEMENTAL ROLL	—		57,002,162
SPECIAL DISTRICTS			
TAX LEVY	107,455,721		122,644,325
TOTAL TAX LEVY	$1,069,373,758		$1,243,896,979
AUGMENTATION FUNDS	$ 81,567,055		$ 86,465,419
BENEFIT ASSESSMENTS	$ 56,961,866		$ 65,377,889

*Adjusted to reflect midyear collections over charges.

COUNTY OF LOS ANGELES

PROPOSED BUDGET 1984-1985

COUNTY GENERAL FUND

REQUIREMENTS	1983-84 ADJUSTED ALLOWANCE	1984-85 REQUEST	1984-85 RECOMMEND
APPROPRIATIONS			
SALARIES & EMPLOYEE BENEFITS	$1,593,368,272	$1,852,267,958	$1,710,210,251
RELIEF	1,244,558,742	1,413,247,241	1,329,919,466
CAPITAL PROJECTS	85,305,123	312,712,042	137,747,110
BOND INTEREST AND BOND REDEMPTION	1,472,768	1,425,145	1,425,145
APPROPRIATION FOR CONTINGENCIES	7,000,000	—	—
OTHERS	1,182,588,461	1,404,777,111	1,274,973,322
LESS: INTRAFUND TRANSFERS	215,022,453	233,143,359	225,368,628
TOTAL APPROPRIATIONS	$3,899,270,913	$4,751,286,138	$4,228,906,666
RESERVES			
GENERAL RESERVES	$ 3,000,000	$ 3,000,000	$ 3,000,000
OTHER RESERVES-I&S FUNDS	45,073	21,262	21,262
TOTAL APPROP. & RESERVES	$3,902,315,986	$4,754,307,400	$4,231,927,928
ESTIMATED DELINQUENCY	27,151,802	47,925,526	47,925,526
TOTAL REQUIREMENTS	$3,929,467,788	$4,802,232,926	$4,279,853,454
AVAILABLE FUNDS			
REVENUE			
RELIEF SUBVENTIONS	$1,121,803,137		$1,179,396,735
OTHER SUBVENTIONS	1,091,449,249		1,238,740,593
OTHER	741,330,484*		721,669,015
TOTAL REVENUE	$2,954,582,870		$3,139,806,343
AVAILABLE SURPLUS	12,966,881		18,794,457
TOTAL AVAILABLE FUNDS	$2,967,549,751		$3,158,600,800
TAX LEVY REQUIREMENTS			
TAX LEVY-CURRENT ROLL	$ 961,918,037*		$1,064,250,492
TAX LEVY-SUPPLEMENTAL ROLL	—		57,002,162
TOTAL GROSS LEVY	$ 961,918,037		$1,121,252,654

*Adjusted to reflect midyear collections over charges.

THE BUDGET DOLLARS OF THE COUNTY OF LOS ANGELES
FISCAL YEAR 1984-85

GENERAL COUNTY $4,951.6 MILLION

REQUIREMENTS



GENERAL GOVERNMENT
$326.7 MILLION (6.6%)

INSURANCE AND LOSS RESERVES
$102.5 MILLION (2.1%)

GENERAL SERVICES
$168.8 MILLION (3.4%)

PUBLIC ASSISTANCE
$1,748.5 MILLION (35.3%)

HEALTH AND SANITATION
$1,261.6 MILLON (25.5%)

RECREATIONAL AND CULTURAL SERVICES
$74.2 MILLION (1.5%)

PUBLIC BUILDINGS AND FACILITIES
$184.9 MILLION (3.7%)

RESERVES AND OTHER
$52.4 MILLION (1.1%)

OTHER PUBLIC PROTECTION
$89.8 MILLION (1.8%)

JUSTICE
$942.2 MILLION (19.0%)

AVAILABLE FUNDS



GENERAL FUND SURPLUS
$18.8 MILLION (0.4%)

PROPERTY TAXES-SUPPLEMENTAL ROLL
$57.0 MILLION (1.1%)

PROPERTY TAXES-CURRENT ROLL
$1,064.3 MILLION (21.5%)

OTHER REVENUES
$236.8 MILLION (4.8%)

CHARGES FOR CURRENT SERVICES
$562.7 MILLION (11.4%)

LICENSES AND PERMITS
$22.8 MILLION (0.5%)

FINES AND PENALTIES
$37.6 MILLION (0.8%)

PUBLIC ASSISTANCE
$1,427.1 MILLION (28.8%)

IN LIEU TAX
$230.9 MILLION (4.6%)

FEDERAL REVENUE SHARING
$80.8 MILLION (1.6%)

OTHER STATE AND FEDERAL
$1,212.8 MILLION (24.5%)

COUNTY OF LOS ANGELES

PERCENTAGE COMPARISON

1984-85 RECOMMENDATIONS WITH 1983-84 ALLOWANCES

GENERAL COUNTY

REQUIREMENTS	1983-84 ADJUSTED ALLOWANCE	1984-85 RECOMMEND	PERCENTAGE CHANGE
GENERAL			
GENERAL GOVERNMENT	$ 303,609,122	$ 326,698,660	7.6%
GENERAL SERVICES	157,296,409	168,760,949	7.3%
PUBLIC PROTECTION			
JUSTICE	855,657,953	942,158,417	10.1%
OTHER PUBLIC PROTECTION	82,138,468	89,844,945	9.4%
HEALTH AND SANITATION			
GENERAL FUND	539,717,201	589,912,873	9.3%
HOSPITAL ENTERPRISE	560,534,629	590,895,726	5.4%
FEDERAL REVENUE SHARING	92,260,187	80,833,052	(-12.4)%
PUBLIC ASSISTANCE	1,661,535,192	1,748,460,711	5.2%
RECREATION AND CULTURAL SERVICES	70,354,928	74,192,978	5.5%
PUBLIC BUILDINGS AND FACILITIES	128,062,153	184,939,793	44.4%
INSURANCE AND LOSS RESERVES	97,426,719	102,512,195	5.2%
RESERVES AND OTHER	33,669,643	52,371,933	55.5%
TOTAL GENERAL COUNTY	$4,582,262,604	$4,951,582,232	8.1%
AVAILABLE FUNDS			
PROPERTY TAXES—CURRENT ROLL	$ 961,918,037*	$1,064,250,492	10.6%
PROPERTY TAXES—SUPPLEMENTAL ROLL	—	57,002,162	—
SURPLUS			
COUNTY GENERAL FUND	12,966,881	18,794,457	44.9%
FEDERAL REVENUE SHARING	6,690,683	—	(-100.0)%
SUBVENTIONS AND GRANTS			
1) PUBLIC ASSISTANCE	1,368,357,224	1,427,043,530	4.3%
2) IN-LIEU TAX	86,225,246	230,882,875	167.8%
3) FEDERAL REVENUE SHARING	85,569,504	80,833,052	(-5.5)%
4) OTHER STATE AND FEDERAL	1,186,516,270	1,212,829,610	2.2%
FINES AND PENALTIES	31,388,784	37,568,802	19.7%
LICENSES AND PERMITS	18,110,553	22,826,658	26.0%
CHARGES FOR CURRENT SERVICES	523,494,362	562,732,408	7.5%
OTHER REVENUES	301,025,060*	236,818,186	(-21.3)%
TOTAL GENERAL COUNTY	$4,582,262,604	$4,951,582,232	8.1%

*Adjusted to reflect midyear collections over charges.



SUMMARY OF APPROPRIATIONS, RESERVES, REVENUES, AND BUDGETED POSITIONS

GENERAL FUND
REQUIREMENTS & AVAILABLE FUNDS COMPARISON

	ADJUSTED ALLOWANCE 1983-84	ESTIMATED CURRENT YEAR 1983-84	REQUESTED FISCAL YEAR 1984-85	RECOMMENDED FISCAL YEAR 1984-85	CHANGE FROM ADJ ALLOWANCE
REQUIREMENTS					
APPROPRIATIONS					
SALARIES & EMPLOYEE BENEFITS	1,953,329,433	1,956,163,051	2,239,240,059	2,099,584,637	146,355,204
LESS EXPENDITURE DISTRIBUTION	359,861,161	362,663,270	386,972,101	389,374,386	29,513,225
TOTAL S&EB	1,593,368,272	1,593,499,781	1,852,267,958	1,710,210,251	116,841,979
SERVICES AND SUPPLIES	1,038,753,066	871,700,778	1,177,794,395	1,105,023,238	66,270,172
LESS EXPENDITURE DISTRIBUTION	97,322,326	95,328,040	128,044,966	118,455,216	21,132,890
TOTAL S&S	941,430,740	726,372,738	1,049,749,429	986,568,022	45,137,282
OTHER CHARGES/ USES	1,476,486,977	1,535,763,475	1,721,400,604	1,601,816,631	125,329,654
TOTAL OTHER CHARGES	1,476,486,977	1,535,763,475	1,721,400,604	1,601,816,631	125,329,654
FIXED ASSETS	96,007,377	44,487,230	361,011,506	155,680,390	59,673,013
APPROPRIATION FOR CONTINGENCIES	7,000,000				-7,000,000
LESS INTRAFUND TRANSFERS	215,022,453	207,515,310	233,143,359	225,368,628	10,346,175
NET APPROPRIATIONS	3,899,270,913	3,742,607,914	4,751,286,138	4,228,906,666	329,635,753
RESERVES					
GENERAL RESERVES	3,000,000		3,000,000	3,000,000	
INTEREST AND SINKING FUNDS - GENERAL	45,073		21,262	21,262	-23,811
ESTIMATED DELINQUENCY	27,151,802		47,925,526	47,925,526	20,773,724
TOTAL RESERVES	30,196,875		50,946,788	50,946,788	20,749,913
TOTAL REQUIREMENTS	3,929,467,788	3,742,607,914	4,802,232,926	4,279,853,454	350,385,666
AVAILABLE FUNDS					
SURPLUS	12,966,881	12,966,881	18,794,457	18,794,457	5,827,576
REVENUE	2,954,582,870	2,794,116,792	3,258,659,586	3,139,806,343	185,223,473
TAX LEVY-CURRENT ROLL	961,918,037	961,918,037	1,064,350,492	1,064,250,492	102,332,455
TAX LEVY-SUPPLEMENTAL ROLL			57,002,162	57,002,162	57,002,162
TOTAL AVAILABLE FUNDS	3,929,467,788	3,769,001,710	4,398,706,697	4,279,853,454	350,385,666

GENERAL COUNTY REQUIREMENTS COMPARISON

	ADJUSTED ALLOWANCE 1983-84	ESTIMATED CURRENT YEAR 1983-84	REQUESTED FISCAL YEAR 1984-85	RECOMMENDED FISCAL YEAR 1984-85	CHANGE FROM ADJ ALLOWANCE
REQUIREMENTS					
COUNTY GENERAL FUND	$ 3,939,467,788	$ 3,742,607,914	$ 4,802,232,926	$ 4,279,853,454	$ 350,385,666
REVENUE SHARING FUND	92,260,187	88,512,444	80,833,052	80,833,052	-11,427,135
HOSPITAL ENTERPRISE FUNDS	773,766,993	785,254,005	854,917,033	811,094,005	37,327,012
LESS COUNTY CONTRIBUTION TO HOSPITAL ENTERPRISE FUNDS	-213,232,364	-210,999,963	-230,337,232	-220,198,279	-6,965,915
NET HOSPITAL ENTERPRISE FUNDS	$ 560,534,629	$ 574,254,042	$ 624,579,801	$ 590,895,726	$ 30,361,097
TOTAL REQUIREMENTS	$ 4,582,262,604	$ 4,405,374,400	$ 5,507,645,779	$ 4,951,582,232	$ 369,319,628

SPECIAL FUNDS REQUIREMENTS COMPARISON

REQUIREMENTS	ADJUSTED ALLOWANCE 1983-84	ESTIMATED CURRENT YEAR 1983-84	REQUESTED FISCAL YEAR 1984-85	RECOMMENDED FISCAL YEAR 1984-85	CHANGE FROM ADJ ALLOWANCE
A.C.O. - BALDWIN HILLS FUND	$ 432,000	$ 432,000	$ 275,000	$ 275,000	$ -157,000
A.C.O. - GOLF COURSE FUND	73,000	73,000			-73,000
A.C.O. - PARK IN-LIEU FEES FUND	2,429,991	1,324,949	1,911,405	1,907,260	-522,731
A.C.O. - MARINA REPLACEMENT FUND	1,185,000	11,449			-1,185,000
CUSTODIAL FACILITIES EXPANSION FUND	5,792,870	3,722,413	2,070,457	2,070,457	-3,722,413
HEALTH FACILITIES IMPROVEMENT FUND	329,630	158,739			-329,630
OLIVE VIEW IMPROVEMENT FUND	2,500,000	1,630,619			-2,500,000
AVIATION FUND	5,097,402	2,033,138	2,519,000	2,449,000	-2,648,402
CHILD ABUSE/NEGLECT PREVENT PROG FUND	1,670,996		2,425,450	2,425,450	754,454
COURTHOUSE CONSTRUCTION FUND	15,153,348	9,404,169	10,389,175	12,838,897	-2,314,451
CRIM JUSTICE FAC CONSTR FUND	8,774,762	5,370,267	8,451,601	8,320,601	-454,161
DEFERRED COMPENSATION FUND	9,356,755	9,027,385	13,830,231	13,830,231	4,473,476
DOMESTIC VIOLENCE PROGRAM FUND	1,421,232	894,703	1,403,614	1,403,614	-17,618
FISH & GAME PROPAGATION FUND	237,277	103,240	242,262	242,262	4,985
FUNDED INTEREST PLEDGE RESERVE FUND			3,900,000	3,900,000	3,900,000
GOLF COURSE FUND	318,182	318,182	550,225	550,225	232,043
HOUSING & COMMUNITY DEVELOPMENT ACT FUN	78,296,300	43,475,825	81,699,910	81,699,910	3,403,610
JAIL STORE FUND	3,900,000	3,165,459	5,000,000	5,000,000	1,100,000
MOTOR VEHICLES A.C.O. FUND			2,304,353	2,304,353	2,304,353
OFF-HIGHWAY VEHICLE FUND	1,139,688	528,157	1,735,491	1,735,491	595,803
TEMPORARY SHELTER PROGRAM FUND	1,470,564	1,370,564			-1,470,564
BELVEDERE DEVELOPMENT FUND	31,117	9,827	30,281	30,281	-836
EAST LOS ANGELES DEVELOPMENT FUND	27,240	19,153	45,914	45,914	18,674
MONTROSE DEVELOPMENT FUND	14,006	2,008	12,952	12,952	-1,054
WALNUT PARK DEVELOPMENT FUND	8,614	4,981	6,636	6,636	-1,978
WEST HOLLYWOOD DEVELOPMENT FUND	837,454	85,219	1,356,417	1,356,417	518,963
PUBLIC LIBRARY	36,658,283	32,425,364	39,536,651	39,509,995	2,851,712
ROAD FUND	149,412,485	115,191,084	125,458,304	125,458,304	-23,954,181
SPECIAL ROAD DISTRICT #1	479,342	445,404	516,758	525,603	46,261
SPECIAL ROAD DISTRICT #2	273,400	266,718	271,530	264,182	-9,218
SPECIAL ROAD DISTRICT #3	172,631	168,492	182,627	175,213	2,582
SPECIAL ROAD DISTRICT #4	272,452	266,600	259,348	244,117	-28,335
SPECIAL ROAD DISTRICT #5	725,234	709,640	727,758	704,986	-20,248
ARTICLE 3 - BIKEWAY FUND	2,917,218	1,325,780	3,015,501	3,015,501	98,283
SPECIAL DEVELOPMENT FUNDS-REGIONAL PARKS		1,653,420	602,409	602,409	602,409
HEALTH SERVICES - STATHAM FUND	3,320,500	3,639,953	2,340,424	2,340,424	-980,076
TOTAL REQUIREMENTS	$ 334,728,973	$ 239,257,901	$ 313,071,684	$ 315,245,685	$ -19,483,288

SPECIAL DISTRICTS REQUIREMENTS COMPARISON

REQUIREMENTS	ADJUSTED ALLOWANCE 1983-84	ESTIMATED CURRENT YEAR 1983-84	REQUESTED FISCAL YEAR 1984-85	RECOMMENDED FISCAL YEAR 1984-85	CHANGE FROM ADJ ALLOWANCE
OTHER SPECIAL DISTRICTS	$ 37,000	$ 49,300	$ 381,359	$ 381,359	$ 344,359
DRAINAGE MAINTENANCE DISTRICTS SUMMARY	530,451	7,008	624,492	624,492	94,041
FIRE PROTECTION DISTRICTS SUMMARY	118,798,086	104,688,237	136,376,387	134,749,710	15,951,624
FLOOD CONTROL DISTRICT-GENERAL	86,278,900	77,823,234	97,273,500	97,913,771	11,634,871
FLOOD CONTROL-DEBT SERVICE SUMMARY	57,513,580	41,303,727	56,139,829	56,139,829	-1,373,751
GARBAGE DISPOSAL DISTRICTS SUMMARY	11,950,326	5,908,489	9,255,807	12,748,256	797,930
LANDSCAPE MAINT DISTRICTS & LLAD SUMMARY	1,974,340	1,488,432	2,312,136	2,312,136	337,796
STREET LIGHTING DISTRICTS & LLAD SUMMARY	28,372,144	25,062,840	27,520,458	27,494,052	-878,092
REC AND PARK DISTRICTS & LLAD SUMMARY	230,559	173,020	265,656	265,656	35,097
SEWER MAINTENANCE DISTRICTS SUMMARY	13,274,499	8,045,544	15,308,448	15,308,448	2,033,949
TOTAL REQUIREMENTS	$ 318,959,885	$ 264,549,831	$ 345,458,072	$ 347,937,709	$ 28,977,824

OTHER ENTERPRISE REQUIREMENTS COMPARISON

REQUIREMENTS	ADJUSTED ALLOWANCE 1983-84	ESTIMATED CURRENT YEAR 1983-84	REQUESTED FISCAL YEAR 1984-85	RECOMMENDED FISCAL YEAR 1984-85	CHANGE FROM ADJ ALLOWANCE
MARINA ENTERPRISE FUND	$ 16,929,419	$ 16,667,203	$ 13,726,395	$ 14,015,783	$ -2,913,636
PARATRANSIT OPERATIONS FUND	509,734	560,041	618,253	618,253	108,519
TRANSIT OPERATIONS FUND	12,735,882	9,208,800	13,609,082	13,609,082	873,200
WATERWORKS DISTRICTS SUMMARY	27,670,228	18,375,555	30,945,021	30,945,021	3,274,793
AVIATION ENTERPRISE FUND			9,611,007	7,177,007	7,177,007
TOTAL REQUIREMENTS	$ 57,845,263	$ 44,811,599	$ 68,509,758	$ 66,365,146	$ 8,519,883

AGENCY FUNDS REQUIREMENTS COMPARISON

REQUIREMENTS	ADJUSTED ALLOWANCE 1983-84	ESTIMATED CURRENT YEAR 1983-84	REQUESTED FISCAL YEAR 1984-85	RECOMMENDED FISCAL YEAR 1984-85	CHANGE FROM ADJ ALLOWANCE
COMMUNITY DEVELOPMENT COMMISSION	$ 79,049,900	$ 67,535,000	$ 43,334,000	$ 43,334,000	$ -35,715,900
HOUSING AUTHORITY	163,256,800	83,651,000	137,682,000	137,682,000	-25,574,800
TOTAL REQUIREMENTS	$ 242,306,700	$ 151,186,000	$ 181,016,000	$ 181,016,000	$ -61,290,700

ANALYSIS OF REVENUE OTHER THAN CURRENT PROPERTY TAXES BY SOURCE -- SCHEDULE 4

REVENUE CLASSIFICATION	ACTUAL PRIOR YEAR 1982-83	ESTIMATED CURRENT YEAR 1983-84	REQUESTED FISCAL YEAR 1984-85	RECOMMENDED FISCAL YEAR 1984-85	NAME OF FUND (GENERAL UNLESS OTHERWISE INDICATED)
TAXES - OTHER THAN CURRENT PROPERTY					
AUGMENTATION FUNDS					
PUBLIC LIBRARY	$ 14,815,981	$ 15,542,863	$ 16,926,177	$ 16,911,800	PUBLIC LIBRARY
PROPERTY TAXES PR YR-SECURED					
A.C.O. FUND	$ -1,529	$	$	$	ACO
HOSP FACILITIES #2 DEBT SVC	-9,747				DEBT SERVICE
AGRICULTURAL COMMISSIONER	-1,283				
PUBLIC LIBRARY	-225,958				PUBLIC LIBRARY
SPECIAL ROAD DISTRICT #1	-2,481				SPECIAL ROAD
SPECIAL ROAD DISTRICT #2	-1,318				SPECIAL ROAD
SPECIAL ROAD DISTRICT #3	-958				SPECIAL ROAD
SPECIAL ROAD DISTRICT #4	-1,370				SPECIAL ROAD
SPECIAL ROAD DISTRICT #5	-3,512				SPECIAL ROAD
PROPERTY TAXES PR YR-UNSECURED					
A.C.O. FUND	$ 1,993	$	$	$	ACO
HOSP FACILITIES #2 DEBT SVC	9,856				DEBT SERVICE
PUBLIC LIBRARY	97,126				PUBLIC LIBRARY
SPECIAL ROAD DISTRICT #1	3,259				SPECIAL ROAD
SPECIAL ROAD DISTRICT #2	1,613				SPECIAL ROAD
SPECIAL ROAD DISTRICT #3	1,052				SPECIAL ROAD
SPECIAL ROAD DISTRICT #4	1,616				SPECIAL ROAD
SPECIAL ROAD DISTRICT #5	1,170				SPECIAL ROAD
PENALTIES & COSTS ON DELINQ TAXES					
HOSP FACILITIES #2 DEBT SVC	$ 7,681	$	$	$	DEBT SERVICE
TREASURER-TAX COLLECTOR			1,600,000	1,600,000	
TREASURER-TAX COLLECTOR	989,054	1,490,000			
NONDEPARTMENTAL REVENUE-AUD/CONTROLLER	8,296,839	5,475,198	7,335,238	8,335,238	
SALES AND USE TAXES					
NONDEPARTMENTAL REVENUE-OTHER	$ 33,907,900	$ 37,308,605	$ 41,008,605	$ 41,008,605	
ROAD FUND	1,963,009	2,018,013	2,200,000	2,200,000	ROAD
ARTICLE 3 - BIKEWAY FUND	1,723,678	1,106,000	950,000	950,000	ARTICLE 3 - BIKEWAY

ANALYSIS OF REVENUE OTHER THAN CURRENT PROPERTY TAXES BY SOURCE -- SCHEDULE 4

REVENUE CLASSIFICATION	ACTUAL PRIOR YEAR 1982-83	ESTIMATED CURRENT YEAR 1983-84	REQUESTED FISCAL YEAR 1984-85	RECOMMENDED FISCAL YEAR 1984-85	NAME OF FUND (GENERAL UNLESS OTHERWISE INDICATED)
TAXES - OTHER THAN CURRENT PROPERTY (CONTD)					
OTHER TAXES					
REGISTRAR-RECORDER	$ 9,444,677	$ 12,464,505	$ 12,800,000	$ 18,968,820	
NONDEPARTMENTAL REVENUE-TREAS/TAX COLL	1,769,310				
NONDEPARTMENTAL REVENUE-OTHER	8,592				
TRANSIENT OCCUPANCY					
NONDEPARTMENTAL REVENUE-TREAS/TAX COLL	$	$ 2,589,770	$ 3,243,736	$ 3,300,000	
TOTAL TAXES - OTHER THAN CURRENT PROPERTY	$ 72,796,250	$ 77,994,954	$ 86,063,756	$ 93,274,463	
LICENSES/PERMITS & FRANCHISES					
ANIMAL LICENSES					
ANIMAL CARE & CONTROL	$ 2,218,911	$ 2,454,600	$ 2,506,600	$ 2,506,600	
BUSINESS LICENSES					
AGRICULTURAL COMMISSIONER/WEIGHTS & MEASURE	$	$	$ 226,515	$ 226,515	
AGRICULTURAL COMMISSIONER	25,118	118,905			
COUNTY ENGINEER-FACILITIES	42,995	136,000	150,000	150,000	
FORESTER & FIRE WARDEN	9,255	26,600	26,600	26,600	
PARKS & RECREATION	13,475				
TREASURER-TAX COLLECTOR	418,205				
NONDEPARTMENTAL REVENUE-TREAS/TAX COLL	578,491	486,530	382,642	382,642	
CONSTRUCTION PERMITS					
COUNTY ENGINEER-FACILITIES	$ 3,707,823	$ 4,600,780	$ 6,558,800	$ 6,361,125	
MUNICIPAL & JUSTICE COURTS EXPENSE	-16,770				
NONDEPARTMENTAL SPECIAL ACCOUNTS			5,000,000	5,000,000	
REGIONAL PLANNING	-1,081				
ROAD FUND	33,959	40,660	47,552	47,552	ROAD

ANALYSIS OF REVENUE OTHER THAN CURRENT PROPERTY TAXES BY SOURCE -- SCHEDULE 4

REVENUE CLASSIFICATION	ACTUAL PRIOR YEAR 1982-83	ESTIMATED CURRENT YEAR 1983-84	REQUESTED FISCAL YEAR 1984-85	RECOMMENDED FISCAL YEAR 1984-85	NAME OF FUND (GENERAL UNLESS OTHERWISE INDICATED)
LICENSES/PERMITS & FRANCHISES (CONTD)					
ROAD PRIVILEGES AND PERMITS					
ROAD FUND	$ 423,714	$ 450,007	$ 459,000	$ 459,000	ROAD
ZONING PERMITS					
REGIONAL PLANNING	$ 508,572	$ 664,000	$ 775,378	$ 862,039	
FRANCHISES					
NONDEPARTMENTAL REVENUE-AUD/CONTROLLER	$ 5,603,755	$ 5,759,640	$ 6,598,200	$ 6,598,200	
OTHER LICENSES AND PERMITS					
COMMUNITY SERVICES	$	$	$	$ 149,324	
COUNTY CLERK	263,605	270,000	267,807	267,807	
FORESTER & FIRE WARDEN	2,328	2,500	2,500	2,500	
HLTH SVCS-PREVENTIVE/PUBLIC HEALTH PROGRAMS	268,742	281,600	260,850	281,600	
SHERIFF-MAIN	8,254	8,103	11,706	11,706	
NONDEPARTMENTAL REVENUE-TREAS/TAX COLL	102				
DOMESTIC VIOLENCE PROGRAM FUND	742,577	949,390	933,244	933,244	DOMESTIC VIOLENCE
TOTAL LICENSES/PERMITS & FRANCHISES	$ 14,852,030	$ 16,249,315	$ 24,207,394	$ 24,266,454	
FINES/FORFEITURES & PENALTIES					
VEHICLE CODE FINES					
COUNTY CLERK	$ 9,944	$ 20,000	$ 20,800	$ 20,800	
MUNICIPAL COURTS-ALHAMBRA	88,562	93,221	95,000	95,000	
MUNICIPAL COURTS-ANTELOPE	31,174	34,932	38,427	100,581	
MUNICIPAL COURTS-BEVERLY HILLS	51,057	61,338	70,000	70,000	
MUNICIPAL COURTS-BURBANK	180,602	137,861	220,000	220,000	
JUSTICE COURT-CATALINA	2,039	4,555	2,100	2,800	
MUNICIPAL COURTS-CITRUS	122,070	142,670	156,780	156,780	
MUNICIPAL COURTS-COMPTON	169,954	154,988	200,000	290,000	
MUNICIPAL COURTS-CULVER	38,398	55,812	65,800	65,800	
MUNICIPAL COURTS-DOWNEY	103,264	127,647	124,408	194,076	
MUNICIPAL COURTS-EAST LOS ANGELES	45,935	52,865	60,454	60,454	
MUNICIPAL COURTS-GLENDALE	211,599	256,380	270,664	270,664	
MUNICIPAL COURTS-INGLEWOOD	139,266	138,692	145,000	145,000	
MUNICIPAL COURTS-LONG BEACH	290,502	306,974	325,000	330,000	
MUNICIPAL COURTS-LOS ANGELES	3,665,723	4,381,500	4,996,670	5,310,670	
MUNICIPAL COURTS-LOS CERRITOS	111,449	112,359	120,000	120,000	

ANALYSIS OF REVENUE OTHER THAN CURRENT PROPERTY TAXES BY SOURCE -- SCHEDULE 4

REVENUE CLASSIFICATION	ACTUAL PRIOR YEAR 1982-83	ESTIMATED CURRENT YEAR 1983-84	REQUESTED FISCAL YEAR 1984-85	RECOMMENDED FISCAL YEAR 1984-85	NAME OF FUND (GENERAL UNLESS OTHERWISE INDICATED)
FINES/FORFEITURES & PENALTIES (CONTD)					
VEHICLE CODE FINES (CONTD)					
MUNICIPAL COURTS-MALIBU	29,891	73,575	90,000	90,000	
MUNICIPAL COURTS-PASADENA	44,688	55,380	79,000	79,000	
MUNICIPAL COURTS-POMONA	58,657	81,516	84,233	84,233	
MUNICIPAL COURTS-RIO HONDO	60,196	57,855	60,915	64,100	
MUNICIPAL COURTS-SANTA ANITA	64,219	50,030	65,000	65,000	
MUNICIPAL COURTS-SANTA MONICA	135,847	173,136	141,651	170,000	
MUNICIPAL COURTS-SOUTH BAY	782,372	880,551	910,000	910,000	
MUNICIPAL COURTS-SOUTHEAST	113,976	120,405	140,000	140,000	
MUNICIPAL COURTS-WHITTIER	88,501	94,764	91,000	96,000	
SPECIAL ENGINEERING SERVICES	2,060,676				
ROAD FUND	6,572,425	8,067,694	8,085,500	7,947,694	ROAD
HEALTH SERVICES - STATHAM FUND	2,324,541	2,372,305	2,340,424	2,340,424	STATHAM FD-H.S.
OTHER COURT FINES					
COUNTY CLERK	$ 2,432,961	$ 1,830,000	$ 1,800,000	$ 1,800,000	
COUNTY COUNSEL	1,642				
MUNICIPAL COURTS-ALHAMBRA	230,746	278,758	265,070	265,070	
MUNICIPAL COURTS-ANTELOPE	326,113	390,582	429,642	454,479	
MUNICIPAL COURTS-BEVERLY HILLS	2,268,382	2,708,400	2,600,000	2,750,000	
MUNICIPAL COURTS-BURBANK	95,035	69,355	104,000	104,000	
JUSTICE COURT-CATALINA	10,690	16,140	13,400	13,400	
MUNICIPAL COURTS-CITRUS	613,059	502,877	700,000	700,000	
MUNICIPAL COURTS-COMPTON	716,289	745,333	800,842	827,148	
MUNICIPAL COURTS-CULVER	239,769	285,756	304,000	304,000	
MUNICIPAL COURTS-DOWNEY	150,395	131,258	139,267	140,000	
MUNICIPAL COURTS-EAST LOS ANGELES	809,500	800,079	826,436	826,436	
MUNICIPAL COURTS-GLENDALE	121,709	141,024	155,978	155,978	
MUNICIPAL COURTS-INGLEWOOD	238,968	216,300	215,000	230,000	
MUNICIPAL COURTS-LONG BEACH	423,509	712,989	720,000	720,000	
MUNICIPAL COURTS-LOS ANGELES	4,923,269	5,967,000	7,017,000	7,417,658	
MUNICIPAL COURTS-LOS CERRITOS	34,735	25,599	28,000	28,000	
MUNICIPAL COURTS-MALIBU	340,334	394,886	490,000	450,000	
MUNICIPAL COURTS-NEWHALL	494,683	500,000	550,000	660,000	
MUNICIPAL COURTS-PASADENA	402,344	562,164	550,000	580,000	
MUNICIPAL COURTS-POMONA	425,804	563,448	600,493	600,493	
MUNICIPAL COURTS-RIO HONDO	185,347	200,124	213,318	213,500	
MUNICIPAL COURTS-SANTA ANITA	203,130	224,620	230,000	230,000	
MUNICIPAL COURTS-SANTA MONICA	371,797	361,724	285,788	380,000	
MUNICIPAL COURTS-SOUTH BAY	242,619	182,839	199,000	199,000	
MUNICIPAL COURTS-SOUTHEAST	594,205	632,431	666,000	666,000	
MUNICIPAL COURTS-WHITTIER	250,614	264,828	256,000	268,739	

ANALYSIS OF REVENUE OTHER THAN CURRENT PROPERTY TAXES BY SOURCE -- SCHEDULE 4

REVENUE CLASSIFICATION	ACTUAL PRIOR YEAR 1982-83	ESTIMATED CURRENT YEAR 1983-84	REQUESTED FISCAL YEAR 1984-85	RECOMMENDED FISCAL YEAR 1984-85	NAME OF FUND (GENERAL UNLESS OTHERWISE INDICATED)
FINES/FORFEITURES & PENALTIES (CONTD)					
OTHER COURT FINES (CONTD)					
COURTHOUSE CONSTRUCTION FUND	10,553,935				COURTHOUSE CONS
CRIM JUSTICE FAC CONSTR FUND	10,419,300				CRIM JUS FAC CONS
FISH & GAME PROPAGATION FUND	66,822	70,387	70,387	70,387	FISH & GAME PROP
FORFEITURES AND PENALTIES					
COUNTY CLERK	$ 1,397,966	$ 1,640,000	$ 1,646,900	$ 1,646,900	
COUNTY COUNSEL	2,676				
HLTH SVCS-PREVENTIVE/PUBLIC HEALTH PROGRAMS	11,813		22,000	22,000	
PROBATION-MAIN	2,201,036	2,055,424	2,546,663	2,546,663	
SHERIFF-MAIN	1,722,037	2,816,855	3,218,380	3,218,380	
TREASURER-TAX COLLECTOR	136				
COURTHOUSE CONSTRUCTION FUND		10,000,000	10,000,000	10,000,000	COURTHOUSE CONS
CRIM JUSTICE FAC CONSTR FUND		10,000,000	8,451,601	8,320,601	CRIM JUS FAC CONS
TOTAL FINES/FORFEITURES & PENALTIES	$ 61,120,896	$ 63,400,185	$ 65,113,991	$ 66,247,908	
REVENUE FROM USE OF MONEY & PROPERTY					
INTEREST					
HOSP FACILITIES #2 DEBT SVC	$ 64,784	$	$		DEBT SERVICE
ADMINISTRATIVE OFFICER	4,723				
MUSEUM OF ART	29				
NONDEPARTMENTAL SPECIAL ACCOUNTS		71,818,335	67,300,000	67,300,000	
NONDEPARTMENTAL REVENUE-AUD/CONTROLLER	52,485	23,333	16,148	16,148	
NONDEPARTMENTAL REVENUE-TREAS/TAX COLL	76,074,495				
NONDEPARTMENTAL REVENUE-OTHER	2,223				
A.C.O. - BALDWIN HILLS FUND	272,030				ACO-BALDWIN HILLS
A.C.O. - PARK IN-LIEU FEES FUND	671,360				ACO-PARK IN LIEU
A.C.O. - MARINA REPLACEMENT FUND	152,479				ACO-MARINA
CUSTODIAL FACILITIES EXPANSION FUND	546,133				CUSTODIAL FAC EXPAN FD
HEALTH FACILITIES IMPROVEMENT FUND	12,020				HLTH FAC IMPROVE FD
OLIVE VIEW IMPROVEMENT FUND	11,234				OLIVE VIEW IMPROVE FD
AVIATION FUND	44,826				AVIATION
DEFERRED COMPENSATION FUND	6,419,225	9,027,385	13,830,231	13,830,231	DEFERRED COMP
FISH & GAME PROPAGATION FUND	27,627	22,102	22,102	22,102	FISH & GAME PROP
JAIL STORE FUND	53,446				JAIL STORE
PUBLIC LIBRARY	466,565	450,000	450,000	450,000	PUBLIC LIBRARY
ROAD FUND	4,136,518	3,373,828	3,500,500	3,500,500	ROAD

ANALYSIS OF REVENUE OTHER THAN CURRENT PROPERTY TAXES BY SOURCE -- SCHEDULE 4

REVENUE CLASSIFICATION	ACTUAL PRIOR YEAR 1982-83	ESTIMATED CURRENT YEAR 1983-84	REQUESTED FISCAL YEAR 1984-85	RECOMMENDED FISCAL YEAR 1984-85	NAME OF FUND (GENERAL UNLESS OTHERWISE INDICATED)
REVENUE FROM USE OF MONEY & PROPERTY (CONTD)					
INTEREST (CONTD)					
SPECIAL ROAD DISTRICT #1	20,949	14,000	14,000	14,000	SPECIAL ROAD
SPECIAL ROAD DISTRICT #2	6,724	3,300	4,000	4,000	SPECIAL ROAD
SPECIAL ROAD DISTRICT #3	4,696	3,500	3,500	3,500	SPECIAL ROAD
SPECIAL ROAD DISTRICT #4	11,697	7,500	7,500	7,500	SPECIAL ROAD
SPECIAL ROAD DISTRICT #5	20,574	12,000	12,000	12,000	SPECIAL ROAD
ARTICLE 3 - BIKEWAY FUND	203,112	84,283	85,000	85,000	ARTICLE 3 - BIKEWAY
FEDERAL REVENUE SHARING FUND	174,104	286,000	286,000	286,000	FED REV SHARING
MIAGAN INTEREST					
NONDEPARTMENTAL SPECIAL ACCOUNTS	$	$ 18,143,569	$ 18,143,569	$ 18,143,569	
RENTS AND CONCESSIONS					
ARBORETA & BOTANIC GARDENS	$ 2	$	$		
BEACHES AND HARBORS	780,111	868,000	965,000	965,000	
HUMAN RELATIONS COMMISSION	2,747				
COMMUNICATIONS	125,423	110,000	110,000	110,000	
COUNTY ENGINEER-FACILITIES	494,128	343,138	425,000	425,000	
COUNTY ENGINEER-FACILITIES/AIRPORTS	2,504,012	2,748,345			
FORESTER & FIRE WARDEN	600				
HLTH SVCS-PREVENTIVE/PUBLIC HEALTH PROGRAMS	282				
MECHANICAL	2,178,624	2,880,681	2,999,984	3,012,339	
MILITARY & VETERANS AFFAIRS	41,673	54,496	57,496	57,496	
MUSEUM OF ART	7,963				
MUSEUM OF NATURAL HISTORY	200	500			
MUSIC CENTER OPERATIONS	2,255,841	2,696,000	2,696,000	2,696,000	
MUSIC & PERFORMING ARTS COMMISSION			5,000		
PROBATION-MAIN	8				
PROBATION-DETENTION FACILITIES	2				
RENT EXPENSE	360,835	318,700	257,796	257,796	
NONDEPARTMENTAL REVENUE-AUD/CONTROLLER	679,287	806,737	792,500	792,500	
AVIATION FUND	120,201				AVIATION
JAIL STORE FUND	3,010,466	3,165,459	5,000,000	5,000,000	JAIL STORE
BELVEDERE DEVELOPMENT FUND	3,306	9,080	926	926	DEV FD-BELVEDERE
EAST LOS ANGELES DEVELOPMENT FUND	26,592	37,515	10,029	10,029	DEV FD-ELA
MONTROSE DEVELOPMENT FUND	1,343	2,900	1,550	1,550	DEV FD-MONTROSE
WALNUT PARK DEVELOPMENT FUND	1,413	4,380	708	708	DEV FD-WALNUT PK
WEST HOLLYWOOD DEVELOPMENT FUND	195,125	378,190	400,160	400,160	DEV FD-W HOLLYWOOD
PUBLIC LIBRARY	13,937	19,000	19,000	19,000	PUBLIC LIBRARY
ROAD FUND	9,120	11,620	11,620	11,620	ROAD

ANALYSIS OF REVENUE OTHER THAN CURRENT PROPERTY TAXES BY SOURCE -- SCHEDULE 4

REVENUE CLASSIFICATION	ACTUAL PRIOR YEAR 1982-83	ESTIMATED CURRENT YEAR 1983-84	REQUESTED FISCAL YEAR 1984-85	RECOMMENDED FISCAL YEAR 1984-85	NAME OF FUND (GENERAL UNLESS OTHERWISE INDICATED)
REVENUE FROM USE OF MONEY & PROPERTY (CONTD)					
ROYALTIES					
NONDEPARTMENTAL REVENUE-AUD/CONTROLLER	$ 653,038	$ 422,710	$ 431,000	$ 431,000	
PUBLIC LIBRARY			500	500	PUBLIC LIBRARY
TOTAL REVENUE FROM USE OF MONEY & PROPERTY	$ 102,920,337	$ 118,146,586	$ 117,858,819	$ 117,866,174	
AID FROM OTHER GOVERNMENTAL AGENCIES					
STATE-HIGHWAY USERS TAX					
ROAD FUND	$ 60,012,912	$ 66,686,224	$ 66,500,000	$ 66,500,000	ROAD
STATE-MOTOR VEHICLE IN-LIEU TAX					
NONDEPARTMENTAL REVENUE-OTHER	$ 85,467,063	$ 98,206,059	$ 229,492,875	$ 229,492,875	
STATE-TRAILER COACH IN-LIEU TAX					
NONDEPARTMENTAL REVENUE-AUD/CONTROLLER	$ 632,327	$ 2,097,071	$ 1,390,000	$ 1,390,000	
STATE-OTHER STATE IN-LIEU TAXES					
ROAD FUND	$ 617,724	$ 652,735	$ 691,899	$ 691,899	ROAD
STATE-PUBLIC ASSISTANCE-ADMIN					
ADOPTIONS	$ 7,138,649	$ 6,209,684	$ 10,134,566	$ 9,645,155	
PUBLIC SOCIAL SERVICES ADMIN.	143,589,194	146,424,065	162,464,911	153,954,206	
STATE AID FOR PUBLIC ASSIST PROGS					
AID ADOPT CHILD/ADOPT ASST PROG	$ 995,546	$ 1,397,422	$ 3,242,000	$ 2,500,000	
PSS-ADULT SUPPLEMENTAL PAYMENTS	30,781	177,587	189,939		
PSS-AID TO FAMILIES W/DEPEND CHLDRN	505,420,445	544,261,795	608,024,895	558,635,382	

ANALYSIS OF REVENUE OTHER THAN CURRENT PROPERTY TAXES BY SOURCE -- SCHEDULE 4

REVENUE CLASSIFICATION	ACTUAL PRIOR YEAR 1982-83	ESTIMATED CURRENT YEAR 1983-84	REQUESTED FISCAL YEAR 1984-85	RECOMMENDED FISCAL YEAR 1984-85	NAME OF FUND (GENERAL UNLESS OTHERWISE INDICATED)
AID FROM OTHER GOVERNMENTAL AGENCIES (CONTD)					
STATE-HEALTH-ADMINISTRATION					
HLTH SVCS-ADMINISTRATION	$	$ 300,000	$ 333,348	$ 300,000	
HLTH SVCS-PREVENTIVE/PUBLIC HEALTH PROGRAMS	16,000		16,000	16,000	
STATE AID FOR CRIPPLED CHILDREN					
HLTH SVCS-CALIF CHILDRENS SERVICES	$ 15,714,063	$ 14,966,919	$ 15,886,031	$ 16,475,532	
STATE AID FOR MENTAL HEALTH					
MENTAL HEALTH	$ 74,733,956	$ 74,040,484	$ 90,320,808	$ 89,361,440	
STATE AID-MIA					
HLTH SVCS-ADMINISTRATION	$	$ 2,381,865	$ 2,657,776	$	
HLTH SVCS-ANTELOPE VLY REHAB CENTERS	12,800				
HLTH SVCS-MEDICALLY INDIGENT ADULT PROGRAM	4,400,000	10,154,082	10,709,937		
REVENUE REPLACEMENT-MIA					
HLTH SVCS-ADMINISTRATION	$	$	$	$ 2,381,865	
HLTH SVCS-AMBULATORY CARE	84,480	276,618	678,690	12,759,209	
HLTH SVCS-ALCOHOL & DRUG ABUSE				525,520	
HLTH SVCS-MEDICALLY INDIGENT ADULT PROGRAM				10,154,082	
HLTH SVCS-PROBATION HEALTH				345,386	
HLTH SVCS-PREVENTIVE/PUBLIC HEALTH PROGRAMS	30,720	25,471	3,708,124	3,515,670	
PROGRAM SUBVENTION-MIA					
HLTH SVCS-AMBULATORY CARE	$ 8,689,346	$ 10,145,039	$ 12,820,124	$	
HLTH SVCS-ALCOHOL & DRUG ABUSE	245,000	525,520			
HLTH SVCS-PROBATION HEALTH		345,386	296,940		
HLTH SVCS-PREVENTIVE/PUBLIC HEALTH PROGRAMS	715,397	3,490,199			
STATE AID-OTHER HEALTH					
HLTH SVCS-STATE HEALTH ASSISTANCE (AB8)	$ 152,336,369	$ 153,275,397	$ 161,665,995	$ 156,340,905	
HLTH SVCS-ALCOHOL & DRUG ABUSE	29,179,405				
HLTH SVCS-PREVENTIVE/PUBLIC HEALTH PROGRAMS	731,598				

ANALYSIS OF REVENUE OTHER THAN CURRENT PROPERTY TAXES BY SOURCE -- SCHEDULE 4

REVENUE CLASSIFICATION	ACTUAL PRIOR YEAR 1982-83	ESTIMATED CURRENT YEAR 1983-84	REQUESTED FISCAL YEAR 1984-85	RECOMMENDED FISCAL YEAR 1984-85	NAME OF FUND (GENERAL UNLESS OTHERWISE INDICATED)
AID FROM OTHER GOVERNMENTAL AGENCIES (CONTD)					
STATE AID FOR AGRICULTURE					
AGRICULTURAL COMMISSIONER/WEIGHTS & MEASURE	$	$	$ 743,936	$ 743,936	
AGRICULTURAL COMMISSIONER	738,607	744,093			
STATE AID FOR CONSTRUCTION					
CAPITAL PROJECTS	$ 4,468,698	$	$	$	
HEALTH FACILITIES IMPROVEMENT FUND	220,315				HLTH FAC IMPROVE FD
OLIVE VIEW IMPROVEMENT FUND	2,500,000				OLIVE VIEW IMPROVE FD
AVIATION FUND	46,835				AVIATION
STATE AID FOR VETERANS' AFFAIRS					
A.C.O. FUND	$ 22	$	$	$	ACO
MILITARY & VETERANS AFFAIRS	13,241	26,460	25,000	25,000	
NONDEPARTMENTAL REVENUE-AUD/CONTROLLER	95,957				
PUBLIC LIBRARY	1,571				PUBLIC LIBRARY
SPECIAL ROAD DISTRICT #1	36				SPECIAL ROAD
SPECIAL ROAD DISTRICT #2	19				SPECIAL ROAD
SPECIAL ROAD DISTRICT #3	14				SPECIAL ROAD
SPECIAL ROAD DISTRICT #4	19				SPECIAL ROAD
SPECIAL ROAD DISTRICT #5	52				SPECIAL ROAD
HOMEOWNERS' PROPERTY TAX RELIEF					
A.C.O. FUND	$ 8,790	$	$	$	ACO
HOSP FACILITIES #2 DEBT SVC	49,626				DEBT SERVICE
NONDEPARTMENTAL REVENUE-OTHER	39,175,204	38,878,525	38,878,525	38,878,525	
PUBLIC LIBRARY	493,706	492,319	492,319	486,470	PUBLIC LIBRARY
SPECIAL ROAD DISTRICT #1	14,747	18,384	20,039	20,039	SPECIAL ROAD
SPECIAL ROAD DISTRICT #2	7,710	7,638	8,324	8,324	SPECIAL ROAD
SPECIAL ROAD DISTRICT #3	5,538	5,426	5,914	5,914	SPECIAL ROAD
SPECIAL ROAD DISTRICT #4	7,822	7,486	9,206	9,206	SPECIAL ROAD
SPECIAL ROAD DISTRICT #5	20,955	20,638	22,495	22,495	SPECIAL ROAD

ANALYSIS OF REVENUE OTHER THAN CURRENT PROPERTY TAXES BY SOURCE -- SCHEDULE 4

REVENUE CLASSIFICATION	ACTUAL PRIOR YEAR 1982-83	ESTIMATED CURRENT YEAR 1983-84	REQUESTED FISCAL YEAR 1984-85	RECOMMENDED FISCAL YEAR 1984-85	NAME OF FUND (GENERAL UNLESS OTHERWISE INDICATED)
AID FROM OTHER GOVERNMENTAL AGENCIES (CONTD)					
BUSINESS INVENT PROPERTY TAX RELIEF					
A.C.O. FUND	$ 16,998	$	$	$	ACO
NONDEPARTMENTAL REVENUE-OTHER	75,793,888	75,767,629			
PUBLIC LIBRARY	952,018	952,018	952,018		PUBLIC LIBRARY
SPECIAL ROAD DISTRICT #1	28,917	33,665	33,665	33,665	SPECIAL ROAD
SPECIAL ROAD DISTRICT #2	14,909	18,384	18,384	18,384	SPECIAL ROAD
SPECIAL ROAD DISTRICT #3	10,709	13,212	13,212	13,212	SPECIAL ROAD
SPECIAL ROAD DISTRICT #4	15,127	18,660	18,660	18,660	SPECIAL ROAD
SPECIAL ROAD DISTRICT #5	40,522	49,980	49,980	49,980	SPECIAL ROAD
STATE-OTHER					
A.C.O. FUND	$ 105	$	$	$	ACO
AGRICULTURAL COMMISSIONER/WEIGHTS & MEASURE			7,750	7,750	
ASSESSOR	1,999				
BEACHES AND HARBORS				750,000	
CHILD ABUSE PREVENTION PROGRAM			2,088,540	2,088,540	
COMMUNICATIONS	603,250	308,000	147,289	147,289	
COMMUNITY SERVICES	1,258,881	5,814,793	9,391,807	9,268,041	
COUNTY CLERK	561,925	122,000	150,000	150,000	
COUNTY ENGINEER-FACILITIES	68,743				
DATA PROCESSING	15,747				
DISTRICT ATTORNEY	7,392,522	8,276,897	9,197,865	9,263,753	
DISTRICT ATTORNEY - FAMILY SUPPORT		3,432,649	7,443,698	7,165,634	
FORESTER & FIRE WARDEN	16,970				
HLTH SVCS-ADMINISTRATION	750,082				
HLTH SVCS-AMBULATORY CARE	1,723,570	2,393,726	2,631,499	2,393,726	
HLTH SVCS-ALCOHOL & DRUG ABUSE		31,423,064	34,419,271	21,883,479	
HLTH SVCS-CALIF CHILDRENS SERVICES	30,972	1,103,381	1,198,811	1,184,704	
HLTH SVCS-PROBATION HEALTH	35,871			36,000	
HLTH SVCS-PREVENTIVE/PUBLIC HEALTH PROGRAMS	11,516,079	12,228,681	13,127,953	13,567,085	
INSURANCE	4,449,800			4,610,000	
JUSTICE SYSTEM SUBVENTION	2,005,463	2,028,847	1,881,789	1,881,789	
MECHANICAL	206,661				
MENTAL HEALTH		1,940,814	2,368,970	2,368,970	
MUNICIPAL COURTS-LOS ANGELES	95,771	311,000	100,000	100,000	
MUSIC & PERFORMING ARTS COMMISSION	90,015		136,542		
NONDEPARTMENTAL SPECIAL ACCOUNTS			20,000,000	20,000,000	
PARKS & RECREATION	170,663	69,587	38,400	38,400	
PROBATION-MAIN	12,683,867	6,798,142	6,966,592	6,966,592	
PROBATION-CARE OF JUV COURT WARDS		268,523	268,523	268,523	
PROBATION-DETENTION FACILITIES	1,184,946	2,566,573	2,501,179	2,501,179	
PROBATION-RESIDENTIAL TREATMENT	1,120,722	4,010,381	4,053,693	4,053,693	

ANALYSIS OF REVENUE OTHER THAN CURRENT PROPERTY TAXES BY SOURCE -- SCHEDULE 4

REVENUE CLASSIFICATION	ACTUAL PRIOR YEAR 1982-83	ESTIMATED CURRENT YEAR 1983-84	REQUESTED FISCAL YEAR 1984-85	RECOMMENDED FISCAL YEAR 1984-85	NAME OF FUND (GENERAL UNLESS OTHERWISE INDICATED)
AID FROM OTHER GOVERNMENTAL AGENCIES (CONTD)					
STATE-OTHER (CONTD)					
PUBLIC DEFENDER	337,396	106,595	577,000	193,000	
REGISTRAR-RECORDER	489,411	2,364,267	452,500	452,500	
SENIOR CITIZENS AFFAIRS		12,859,416	12,665,224	12,665,224	
SHERIFF-MAIN	94,912	3,500	3,500	3,500	
SUPERIOR COURT	3,172,885	3,112,925	3,231,925	4,267,699	
SUPERIOR COURT-MANDATORY EXPENSE	1,024,128	3,170,000	2,834,000	2,834,000	
TREASURER-TAX COLLECTOR	26,561				
WEIGHTS & MEASURES	7,591	7,743			
WORKERS COMPENSATION	2,023,345	661,534	321,650		
CAPITAL PROJECTS	5,360,845	3,348,517	20,882,130	20,887,380	
NONDEPARTMENTAL REVENUE-AUD/CONTROLLER	470,773	452,117			
NONDEPARTMENTAL REVENUE-OTHER	6,912,642		25,000,000	25,000,000	
AVIATION FUND		296,500	135,000	135,000	AVIATION
OFF-HIGHWAY VEHICLE FUND	91,631	298,826	1,449,109	1,449,109	OFF-HWY VEH
TEMPORARY SHELTER PROGRAM FUND		1,370,564			TEMPORARY SHELTER
PUBLIC LIBRARY	229,117	427,539	1,400,000	1,400,000	PUBLIC LIBRARY
ROAD FUND	6,886,629	5,560,295	5,927,441	5,927,441	ROAD
SPECIAL ROAD DISTRICT #1	177				SPECIAL ROAD
SPECIAL ROAD DISTRICT #2	92				SPECIAL ROAD
SPECIAL ROAD DISTRICT #3	66				SPECIAL ROAD
SPECIAL ROAD DISTRICT #4	94				SPECIAL ROAD
SPECIAL ROAD DISTRICT #5	251				SPECIAL ROAD
CIGARETTE TAX					
NONDEPARTMENTAL REVENUE-OTHER	$	$ 1,771,847	$ 1,929,489	$ 1,929,489	
FEDERAL-PUBLIC ASSISTANCE-ADMIN					
ADOPTIONS	$ 80,159	$ 7,463	$ 142,290	$ 142,290	
PUBLIC SOCIAL SERVICES ADMIN.	94,776,952	87,563,726	96,553,787	93,585,950	

ANALYSIS OF REVENUE OTHER THAN CURRENT PROPERTY TAXES BY SOURCE -- SCHEDULE 4

REVENUE CLASSIFICATION	ACTUAL PRIOR YEAR 1982-83	ESTIMATED CURRENT YEAR 1983-84	REQUESTED FISCAL YEAR 1984-85	RECOMMENDED FISCAL YEAR 1984-85	NAME OF FUND (GENERAL UNLESS OTHERWISE INDICATED)
AID FROM OTHER GOVERNMENTAL AGENCIES (CONTD)					
FEDERAL AID FOR PUBLIC ASSIST PROGS					
PSS-AID TO FAMILIES W/DEPEND CHLDRN	$ 534,581,194	$ 603,693,300	$ 665,969,370	$ 611,217,722	
PSS-INDIGENT AID	3,386,191	896,010	413,192	757,703	
PSS-REFUGEE RESETTLEMENT PROGRAM	9,437,763	6,330,088	6,426,739	6,091,793	
FEDERAL-HEALTH-ADMIN					
HEALTH PLANNING & DEVELOPMENT AGENCY	$ 231,019	$	$	$	
FEDERAL AID FOR CONSTRUCTION					
FEDERAL ASSISTANCE	$ 792,000	$	$	$	
CAPITAL PROJECTS	2,060,380				
AVIATION FUND	554,247				AVIATION
FEDERAL AID FOR DISASTER					
COUNTY ENG-FAC/SEWER & DRAINAGE MTCE	$ 1,026	$	$	$	
ROAD FUND	1,056,097	4,610,000	2,635,000	2,635,000	ROAD
ARTICLE 3 - BIKEWAY FUND		195,000			ARTICLE 3 - BIKEWAY
FEDERAL FOREST RESERVE					
ROAD FUND	$ 96,920	$ 40,000	$ 50,000	$ 50,000	ROAD
FEDERAL GRAZING FEES					
NONDEPARTMENTAL REVENUE-AUD/CONTROLLER	$ 64	$	$	$	
FEDERAL-REVENUE SHARING					
FEDERAL REVENUE SHARING FUND	$ 83,268,085	$ 81,535,761	$ 80,547,052	$ 80,547,052	FED REV SHARING
FEDERAL-OTHER					
ADMINISTRATIVE OFFICER	$ 112,459	$ 41,322	$	$	
ADOPTIONS	98,480				
ARBORETA & BOTANIC GARDENS		15,457	12,715	12,715	
COMMUNITY ACTION AGENCY PROGRAM	2,823,886	2,195,631	2,228,822	2,228,822	
COMMUNITY SERVICES	14,153,030	4,353,415	1,793,353	1,964,072	
CETA/JOB TRAINING PARTNERSHIP ACT	23,077,362	20,163,267	25,382,518	25,382,518	
CONSUMER AFFAIRS		53,000	144,500	144,500	
COUNTY ENGINEER-FACILITIES		49,842	350,000	350,000	
DISTRICT ATTORNEY - FAMILY SUPPORT	31,825,001	31,095,857	26,693,213	27,732,703	
FEDERAL ASSISTANCE		156,404	30,000,000	30,000,000	
HLTH SVCS-ADMINISTRATION		333,422		1,683,356	
HLTH SVCS-AMBULATORY CARE	835,546	385,273		385,273	
HLTH SVCS-ALCOHOL & DRUG ABUSE				10,799,070	
HLTH SVCS-PREVENTIVE/PUBLIC HEALTH PROGRAMS	953,651		1,257,885	1,241,085	

ANALYSIS OF REVENUE OTHER THAN CURRENT PROPERTY TAXES BY SOURCE -- SCHEDULE 4

REVENUE CLASSIFICATION	ACTUAL PRIOR YEAR 1982-83	ESTIMATED CURRENT YEAR 1983-84	REQUESTED FISCAL YEAR 1984-85	RECOMMENDED FISCAL YEAR 1984-85	NAME OF FUND (GENERAL UNLESS OTHERWISE INDICATED)
AID FROM OTHER GOVERNMENTAL AGENCIES (CONTD)					
FEDERAL-OTHER (CONTD)					
MENTAL HEALTH	5,632,076	8,730,126	8,730,126	8,730,126	
MUNICIPAL & JUSTICE COURTS EXPENSE		38,000			
NONDEPARTMENTAL SPECIAL ACCOUNTS			20,000,000	20,000,000	
PARKS & RECREATION	786,379	1,101,143	750,000	750,000	
PROBATION-MAIN	44,385				
PUBLIC ADMINISTRATOR				75,000	
PUBLIC SOCIAL SERVICES ADMIN.	3,238,016	94,405	106,639	106,639	
PSS-INDIGENT AID		3,296,124	2,694,135	2,694,135	
REGIONAL PLANNING	512,795				
SENIOR CITIZENS AFFAIRS	11,646,649				
SHERIFF-MAIN	5,252		38,725	38,725	
SUPERIOR COURT	1,996				
TARGETED ASSISTANCE PROGRAM		2,135,312	6,444,635	6,444,635	
CAPITAL PROJECTS		3,421,816	11,822,902	11,822,902	
NONDEPARTMENTAL REVENUE-OTHER	463,142	476,300	476,300	476,300	
AVIATION FUND		1,463,660	1,471,500	1,471,500	AVIATION
HOUSING & COMMUNITY DEVELOPMENT ACT FUND	18,147,746	46,315,322	80,199,910	80,199,910	HCDA
PUBLIC LIBRARY	728	1,049,000			PUBLIC LIBRARY
ROAD FUND	11,095,545	8,768,408	18,960,283	19,058,989	ROAD
OTHER GOVERNMENTAL AGENCIES					
AFFIRMATIVE ACTION COMPLIANCE	$ 16,642	$	$	$	
COMMUNITY SERVICES		10,000	10,000	10,000	
PERSONNEL	39,148				
REGIONAL PLANNING		834,000	430,667	430,667	
CAPITAL PROJECTS	2,879,419	13,961,414	87,139,500	86,470,000	
PUBLIC LIBRARY		300,000			PUBLIC LIBRARY
TOTAL AID FROM OTHER GOVERNMENTAL AGENCIES	$ 2,147,360,547	$ 2,307,732,650	$ 2,797,321,432	$ 2,678,889,577	

ANALYSIS OF REVENUE OTHER THAN CURRENT PROPERTY TAXES BY SOURCE -- SCHEDULE 4

REVENUE CLASSIFICATION	ACTUAL PRIOR YEAR 1982-83	ESTIMATED CURRENT YEAR 1983-84	REQUESTED FISCAL YEAR 1984-85	RECOMMENDED FISCAL YEAR 1984-85	NAME OF FUND (GENERAL UNLESS OTHERWISE INDICATED)
CHARGES FOR CURRENT SERVICES					
ASSESSMENT AND TAX COLLECTION FEES					
ASSESSOR	$ 10,827	$ 28,000	$ 25,000	$ 25,000	
AUDITOR-CONTROLLER	155,635				
HLTH SVCS-PREVENTIVE/PUBLIC HEALTH PROGRAMS	7,888				
TREASURER-TAX COLLECTOR			1,921,649	241,240	
TREASURER-TAX COLLECTOR	155,808	234,609			
NONDEPARTMENTAL REVENUE-AUD/CONTROLLER	855,197	712,548	728,088	728,088	
NONDEPARTMENTAL REVENUE-OTHER	170,674	170,674	277,288	277,288	
AUDITING AND ACCOUNTING FEES					
ADMINISTRATIVE OFFICER	$ 22,577	$	$	$	
ASSESSOR	11,384	7,000	11,000	11,000	
AUDITOR-CONTROLLER	699,813	675,871	664,282	664,557	
HLTH SVCS-PREVENTIVE/PUBLIC HEALTH PROGRAMS	4,660				
INSURANCE	4,148				
NONDEPARTMENTAL SPECIAL ACCOUNTS	20,192				
COMMUNICATIONS SERVICES					
COMMUNICATIONS	$ 2,563,822	$ 161,000	$ 108,048	$ 1,222,088	
TELEPHONE UTILITIES	389,483	376,895	376,895	376,895	
ELECTION SERVICES					
REGISTRAR-RECORDER	$ 782,818	$ 2,345,045	$ 783,000	$ 783,000	
TREASURER-TAX COLLECTOR	150,000				
PUBLIC LIBRARY	397				PUBLIC LIBRARY
LEGAL SERVICES					
COLLECTIONS	$ 501,133	$ 700,000	$	$	
COUNTY COUNSEL	4,339,545	1,604,200	2,948,070	2,948,070	
DATA PROCESSING	594,899				
DISTRICT ATTORNEY	82,424	64,128	65,193	65,193	
MUNICIPAL COURTS-ALHAMBRA	2,359	84	6,032	6,032	
MUNICIPAL COURTS-ANTELOPE			8,258		
MUNICIPAL COURTS-BEVERLY HILLS				930	
MUNICIPAL COURTS-BURBANK	2,380	986		950	
JUSTICE COURT-CATALINA		3,626	3,626	3,626	
MUNICIPAL COURTS-CITRUS		643		750	
MUNICIPAL COURTS-COMPTON	290	257		300	
MUNICIPAL COURTS-CULVER	1,330			575	
MUNICIPAL COURTS-DOWNEY	1,538	3			
MUNICIPAL COURTS-EAST LOS ANGELES	7,234	423	20,000	20,000	
MUNICIPAL COURTS-GLENDALE	4,352				

ANALYSIS OF REVENUE OTHER THAN CURRENT PROPERTY TAXES BY SOURCE -- SCHEDULE 4

REVENUE CLASSIFICATION	ACTUAL PRIOR YEAR 1982-83	ESTIMATED CURRENT YEAR 1983-84	REQUESTED FISCAL YEAR 1984-85	RECOMMENDED FISCAL YEAR 1984-85	NAME OF FUND (GENERAL UNLESS OTHERWISE INDICATED)
CHARGES FOR CURRENT SERVICES (CONTD)					
LEGAL SERVICES (CONTD)					
MUNICIPAL COURTS-INGLEWOOD	2,955	1,260	5,000	1,260	
MUNICIPAL COURTS-LONG BEACH	2,866			1,612	
MUNICIPAL COURTS-LOS ANGELES	56,944	175,000	600,000	600,000	
MUNICIPAL COURTS-LOS CERRITOS	173	6,093	7,000	7,000	
MUNICIPAL COURTS-MALIBU	3,799		9,000	6,000	
MUNICIPAL COURTS-NEWHALL	770	1,166		1,360	
MUNICIPAL COURTS-PASADENA	79				
MUNICIPAL COURTS-POMONA	5,094	943		900	
MUNICIPAL COURTS-RIO HONDO	5,598	43	50	50	
MUNICIPAL COURTS-SANTA ANITA	3,095		800	800	
MUNICIPAL COURTS-SANTA MONICA	389	730	850	850	
MUNICIPAL COURTS-SOUTH BAY	5,071			4,900	
MUNICIPAL COURTS-SOUTHEAST	5,359	343		400	
MUNICIPAL COURTS-WHITTIER	1,365		2,020	2,020	
PUBLIC DEFENDER		46,320	666,225	46,225	
TREASURER-TAX COLLECTOR			825,000	825,000	
PERSONNEL SERVICES					
ANIMAL CARE & CONTROL	$ 564,640	$ 580,000	$ 730,278	$ 745,278	
MEDICAL EXAMINER-CORONER	348				
NONDEPARTMENTAL SPECIAL ACCOUNTS	15,979				
PERSONNEL	565,722	542,238	569,300	945,960	
PLANNING AND ENGINEERING SERVICES					
AUDITOR-CONTROLLER	$ 1,087	$	$	$	
BOARD OF SUPERVISORS	100				
BUILDING SERVICES	8,478				
COUNTY ENGINEER-FACILITIES	11,019,010	11,869,468	16,692,635	16,692,635	
COUNTY ENG-FAC/SEWER & DRAINAGE MTCE	266,358				
COUNTY ENGINEER-FACILITIES/WATERWORKS	319,157				
DATA PROCESSING	8,447				
LOCAL AGENCY FORMATION COMMISSION	10,528	14,450	30,000	30,000	
NONDEPARTMENTAL SPECIAL ACCOUNTS			5,000,000	5,000,000	
PURCHASING & STORES	4,622				
REGIONAL PLANNING	733,632	575,000	856,008	919,444	
ROAD FUND	1,934,351	2,206,100	2,012,300	2,051,400	ROAD

ANALYSIS OF REVENUE OTHER THAN CURRENT PROPERTY TAXES BY SOURCE -- SCHEDULE 4

REVENUE CLASSIFICATION	ACTUAL PRIOR YEAR 1982-83	ESTIMATED CURRENT YEAR 1983-84	REQUESTED FISCAL YEAR 1984-85	RECOMMENDED FISCAL YEAR 1984-85	NAME OF FUND (GENERAL UNLESS OTHERWISE INDICATED)
CHARGES FOR CURRENT SERVICES (CONTD)					
PURCHASING FEES					
PURCHASING & STORES	$ 476,249	$ 401,000	$ 3,946,163	$ 3,946,163	
AGRICULTURAL SERVICES					
AGRICULTURAL COMMISSIONER/WEIGHTS & MEASURE	$	$	$ 1,591,172	$ 1,591,172	
AGRICULTURAL COMMISSIONER	1,522,484	2,061,982			
COUNTY ENGINEER-FACILITIES	324,245				
RENT EXPENSE	35,552				
CAPITAL PROJECTS	11,000				
CIVIL PROCESS SERVICE					
AUDITOR-CONTROLLER	$ 8,505	$ 6,000	$ 6,000	$ 6,000	
MARSHAL	3,603,170	3,443,903	3,500,000	3,539,167	
SHERIFF-MAIN	333,703	329,071	300,910	300,910	
TREASURER-TAX COLLECTOR			48,500	48,500	
TREASURER-TAX COLLECTOR	21,725	46,500			
COURT FEES AND COSTS					
ASSESSOR	$ 542	$ 700	$ 800	$ 800	
BOARD OF SUPERVISORS	200				
COUNTY CLERK	19,245,570	19,941,000	21,129,000	21,437,000	
HLTH SVCS-ADMINISTRATION	50				
HLTH SVCS-CALIF CHILDRENS SERVICES	12				
MARSHAL	35				
MEDICAL EXAMINER-CORONER	21,422	21,130	22,772	22,000	
MUNICIPAL COURTS-ALHAMBRA	176,722	205,222	220,660	220,660	
MUNICIPAL COURTS-ANTELOPE	118,945	109,246	111,771	205,748	
MUNICIPAL COURTS-BEVERLY HILLS	317,746	314,274	324,000	324,000	
MUNICIPAL COURTS-BURBANK	133,958	110,825	150,000	150,000	
JUSTICE COURT-CATALINA	1,363	3,468	1,500	1,500	
MUNICIPAL COURTS-CITRUS	476,366	443,573	479,600	479,600	
MUNICIPAL COURTS-COMPTON	388,335	452,492	562,477	562,477	
MUNICIPAL COURTS-CULVER	126,769	158,621	175,000	175,000	
MUNICIPAL COURTS-DOWNEY	426,755	475,653	482,270	559,627	
MUNICIPAL COURTS-EAST LOS ANGELES	144,957	109,003	108,700	108,700	
MUNICIPAL COURTS-GLENDALE	357,902	367,932	401,262	401,262	
MUNICIPAL COURTS-INGLEWOOD	764,444	759,528	735,000	750,000	
MUNICIPAL COURTS-LONG BEACH	1,427,152	1,351,664	1,325,000	1,398,000	
MUNICIPAL COURTS-LOS ANGELES	4,435,698	4,940,700	5,444,302	5,444,302	
MUNICIPAL COURTS-LOS CERRITOS	545,150	513,351	516,000	513,108	
MUNICIPAL COURTS-MALIBU	92,997	93,189	100,000	110,000	
MUNICIPAL COURTS-NEWHALL	107,982	122,506	125,500	130,000	

ANALYSIS OF REVENUE OTHER THAN CURRENT PROPERTY TAXES BY SOURCE -- SCHEDULE 4

REVENUE CLASSIFICATION	ACTUAL PRIOR YEAR 1982-83	ESTIMATED CURRENT YEAR 1983-84	REQUESTED FISCAL YEAR 1984-85	RECOMMENDED FISCAL YEAR 1984-85	NAME OF FUND (GENERAL UNLESS OTHERWISE INDICATED)
CHARGES FOR CURRENT SERVICES (CONTD)					
COURT FEES AND COSTS (CONTD)					
MUNICIPAL COURTS-PASADENA	213,433	195,070	225,600	221,520	
MUNICIPAL COURTS-POMONA	209,333	223,376	243,060	243,060	
MUNICIPAL COURTS-RIO HONDO	176,866	148,979	149,425	151,090	
MUNICIPAL COURTS-SANTA ANITA	77,904	102,920	97,200	97,200	
MUNICIPAL COURTS-SANTA MONICA	200,383	179,575	141,011	180,000	
MUNICIPAL COURTS-SOUTH BAY	575,845	429,292	455,000	455,000	
MUNICIPAL COURTS-SOUTHEAST	257,690	394,547	268,200	350,000	
MUNICIPAL COURTS-WHITTIER	194,290	175,208	197,250	197,250	
REGIONAL PLANNING	2,566	2,600	100	2,600	
TREASURER-TAX COLLECTOR			2,400	2,400	
TREASURER-TAX COLLECTOR	2,082	2,400			
WEIGHTS & MEASURES	65				
COURT FEES AND COSTS-NIGHT COURT					
MUNICIPAL COURTS-CITRUS	$	$ 54,694	$ 97,000	$ 97,000	
MUNICIPAL COURTS-COMPTON		53,172	55,578	55,578	
MUNICIPAL COURTS-DOWNEY		29,006	29,560	30,000	
MUNICIPAL COURTS-EAST LOS ANGELES		28,517	29,960	29,960	
MUNICIPAL COURTS-INGLEWOOD		28,821	29,000	29,000	
MUNICIPAL COURTS-LONG BEACH		51,468	55,000	55,000	
MUNICIPAL COURTS-LOS ANGELES		400,100	420,126	420,126	
MUNICIPAL COURTS-NEWHALL		19,000	50,000	57,000	
MUNICIPAL COURTS-PASADENA		26,496	25,920	30,000	
MUNICIPAL COURTS-POMONA		26,940	28,161	28,161	
MUNICIPAL COURTS-RIO HONDO		30,090	31,710	32,000	
MUNICIPAL COURTS-SANTA ANITA		10	15	15	
MUNICIPAL COURTS-SOUTH BAY		59,770	61,000	61,000	
MUNICIPAL COURTS-SOUTHEAST		26,275	26,000	30,000	
MUNICIPAL COURTS-WHITTIER		29,436	29,000	29,000	

ANALYSIS OF REVENUE OTHER THAN CURRENT PROPERTY TAXES BY SOURCE -- SCHEDULE 4

REVENUE CLASSIFICATION	ACTUAL PRIOR YEAR 1982-83	ESTIMATED CURRENT YEAR 1983-84	REQUESTED FISCAL YEAR 1984-85	RECOMMENDED FISCAL YEAR 1984-85	NAME OF FUND (GENERAL UNLESS OTHERWISE INDICATED)
CHARGES FOR CURRENT SERVICES (CONTD)					
ESTATE FEES					
PUBLIC ADMINISTRATOR	$ 1,569,117	$ 2,447,595	$ 2,512,474	$ 2,468,474	
HUMANE SERVICES					
ANIMAL CARE & CONTROL	$ 360,023	$ 398,000	$ 398,000	$ 398,000	
HLTH SVCS-PREVENTIVE/PUBLIC HEALTH PROGRAMS	47,546		58,103	69,364	
SHERIFF-MAIN	161,648	45,000	45,000	45,000	
LAW ENFORCEMENT SERVICES					
MARSHAL	$ 7,581	$	$		
PROBATION-MAIN	11,024	359,616	10,321	10,321	
SHERIFF-MAIN	49,990,941	53,708,657	57,962,597	57,567,597	
SHERIFF-CUSTODY		825,710	866,688	866,688	
RECORDING FEES					
COUNTY CLERK	$ 2,090,758	$ 2,114,000	$ 2,139,200	$ 2,139,200	
DISTRICT ATTORNEY	533				
DISTRICT ATTORNEY - FAMILY SUPPORT	12				
HLTH SVCS-AMBULATORY CARE	245				
HLTH SVCS-PREVENTIVE/PUBLIC HEALTH PROGRAMS	1,053,414	1,130,000	1,130,000	1,130,000	
REGISTRAR-RECORDER	7,627,606	8,100,000	8,072,000	8,100,000	
ROAD AND STREET SERVICES					
ROAD FUND	$ 6,973,122	$ 8,399,181	$ 7,011,655	$ 7,011,655	ROAD
HEALTH FEES					
HLTH SVCS-ALCOHOL & DRUG ABUSE	$	$ 1,211,174	$ 1,462,171	$ 1,623,132	
HLTH SVCS-PREVENTIVE/PUBLIC HEALTH PROGRAMS	9,804,446	10,530,757	10,808,416	10,980,757	
MENTAL HEALTH		1,573,117	1,636,042	1,636,042	
TREASURER-TAX COLLECTOR	156,725				

ANALYSIS OF REVENUE OTHER THAN CURRENT PROPERTY TAXES BY SOURCE -- SCHEDULE 4

REVENUE CLASSIFICATION	ACTUAL PRIOR YEAR 1982-83	ESTIMATED CURRENT YEAR 1983-84	REQUESTED FISCAL YEAR 1984-85	RECOMMENDED FISCAL YEAR 1984-85	NAME OF FUND (GENERAL UNLESS OTHERWISE INDICATED)
CHARGES FOR CURRENT SERVICES (CONTD)					
MENTAL HEALTH SERVICES					
HLTH SVCS-ALCOHOL & DRUG ABUSE	$ 227,394	$	$	$	
HLTH SVCS-PREVENTIVE/PUBLIC HEALTH PROGRAMS	563				
MENTAL HEALTH	33,149,047	29,628,116	54,287,233	54,287,233	
PERSONNEL	1,769,371				
CRIPPLED CHILDREN'S SERVICES					
HLTH SVCS-CALIF CHILDRENS SERVICES	$ 656,164	$ 320,000	$ 340,000	$ 320,000	
SANITATION SERVICES					
COUNTY ENGINEER-FACILITIES	$ 396,594	$ 360,670	$ 1,300,000	$ 1,300,000	
SHERIFF-MAIN	726	1,002	439	439	
ADOPTION FEES					
ADOPTIONS	$ 73,781	$ 90,000	$ 165,000	$ 135,000	
INSTITUTIONAL CARE & SVCS-OTHER					
ADMINISTRATIVE OFFICER	$ 75	$	$	$	
ADOPTIONS	3,700				
HLTH SVCS-ADMINISTRATION	2,173,898				
HLTH SVCS-AMBULATORY CARE	29,466				
HLTH SVCS-PREVENTIVE/PUBLIC HEALTH PROGRAMS	90,376				
MENTAL HEALTH	178,410				
PROBATION-MAIN	565,495		800,000	800,000	
PROBATION-DETENTION FACILITIES	150,296	92,315	128,575	128,575	
PROBATION-RESIDENTIAL TREATMENT	5,107	7,714	7,714	7,714	
PUBLIC SOCIAL SERVICES ADMIN.	92,841				
SHERIFF-MAIN	3,337,016				
SHERIFF-CUSTODY		2,960,557	3,335,963	3,335,963	
INSTITUTIONAL CARE & SVCS-DOC					
HLTH SVCS-ANTELOPE VLY REHAB CENTERS	$	$ 430,000	$ 380,000	$ 445,956	

ANALYSIS OF REVENUE OTHER THAN CURRENT PROPERTY TAXES BY SOURCE -- SCHEDULE 4

REVENUE CLASSIFICATION	ACTUAL PRIOR YEAR 1982-83	ESTIMATED CURRENT YEAR 1983-84	REQUESTED FISCAL YEAR 1984-85	RECOMMENDED FISCAL YEAR 1984-85	NAME OF FUND (GENERAL UNLESS OTHERWISE INDICATED)
CHARGES FOR CURRENT SERVICES (CONTD)					
INSTITUTIONAL CARE & SVCS-HOSP COLL					
HLTH SVCS-ADMINISTRATION	$ 6,500	$ 5,000	$	$	
HLTH SVCS-AMBULATORY CARE	2,584,324	2,995,920	3,055,370	3,367,320	
HLTH SVCS-ANTELOPE VLY REHAB CENTERS	512,976				
HLTH SVCS-PREVENTIVE/PUBLIC HEALTH PROGRAMS	2,986,669	2,745,395	2,530,347	2,847,271	
INSTITUTIONAL CARE & SVCS-MEDI-CAL					
HLTH SVCS-AMBULATORY CARE	$ 824,071	$ 946,668	$ 815,845	$ 1,128,419	
HLTH SVCS-ALCOHOL & DRUG ABUSE	741,907	1,194,498	657,796	594,442	
HLTH SVCS-ANTELOPE VLY REHAB CENTERS	46,689	6,924	15,629	43,350	
HLTH SVCS-PROBATION HEALTH	11,664	23,797	157,750	26,689	
HLTH SVCS-PREVENTIVE/PUBLIC HEALTH PROGRAMS	572,789	574,436	579,597	563,557	
INSTITUTIONAL CARE & SVCS-MEDICARE					
HLTH SVCS-AMBULATORY CARE	$ 191,029	$ 288,105	$ 605,416	$ 609,878	
HLTH SVCS-PREVENTIVE/PUBLIC HEALTH PROGRAMS	38,519	36,196	29,974	36,196	
MENTAL HEALTH		485,043	504,445	504,445	
EDUCATIONAL SERVICES					
FORESTER & FIRE WARDEN	$	$	$ 16,891	$ 16,891	
HLTH SVCS-ADMINISTRATION	8,370				
MARSHAL	105,459	105,000	309,639	309,639	
SHERIFF-MAIN	3,905,739	2,775,083	3,752,883	3,752,883	
LIBRARY SERVICES					
PUBLIC LIBRARY	$ 674,136	$ 650,000	$ 650,000	$ 650,000	PUBLIC LIBRARY
PARK AND RECREATION FEES					
ARBORETA & BOTANIC GARDENS	$ 673,375	$	$		
MUSEUM OF ART	251,480	235,400	250,000	250,000	
MUSEUM OF NATURAL HISTORY	597,575	568,984	900,000	738,723	
PARKS & RECREATION	8,609,633	10,707,193	10,427,074	10,427,074	
GOLF COURSE FUND		176,413	550,225	550,225	GOLF COURSE
PUBLIC LIBRARY	37				PUBLIC LIBRARY

ANALYSIS OF REVENUE OTHER THAN CURRENT PROPERTY TAXES BY SOURCE -- SCHEDULE 4

REVENUE CLASSIFICATION	ACTUAL PRIOR YEAR 1982-83	ESTIMATED CURRENT YEAR 1983-84	REQUESTED FISCAL YEAR 1984-85	RECOMMENDED FISCAL YEAR 1984-85	NAME OF FUND (GENERAL UNLESS OTHERWISE INDICATED)
CHARGES FOR CURRENT SERVICES (CONTD)					
OTHER CHARGES FOR CURRENT SERVICES					
ADMINISTRATIVE OFFICER	$ 487	$ 428	$ 228,280	$ 228,280	
AFFIRMATIVE ACTION COMPLIANCE	3			165,620	
AGRICULTURAL COMMISSIONER/WEIGHTS & MEASURE			3,469,751	3,469,751	
AGRICULTURAL COMMISSIONER	2,339,197	2,764,470			
ANIMAL CARE & CONTROL	347,770	392,078	340,078	340,078	
ARBORETA & BOTANIC GARDENS	4,238	647,080	693,750	724,342	
AUDITOR-CONTROLLER	212,298	310,861	353,177	353,177	
BEACHES AND HARBORS	6,000,203	6,223,643	7,100,000	5,906,771	
BOARD OF SUPERVISORS	11,513	28,050	259,000	259,000	
BUILDING SERVICES	19,969,112	360,376	686,669	686,669	
CIVIL SERVICE COMMISSION		1,866	2,444	2,444	
HUMAN RELATIONS COMMISSION	2	10,000			
COLLECTIONS	5,413,803	1,200,000			
COMMUNICATIONS	438,568	328,744	307,974	342,274	
COMMUNITY SERVICES	1,864				
CONSUMER AFFAIRS	98				
COUNTY CLERK	234,919	230,000	234,000	234,000	
COUNTY COUNSEL		2,031,644	2,126,980	2,126,980	
COUNTY ENGINEER-FACILITIES	184,360	79,841	97,750	97,750	
COUNTY ENGINEER-FACILITIES/AIRPORTS	2,920,122	2,758,352			
REIMBURSEMENT FOR SEWER CONSTRUCTION	46,873	83,000	130,000	130,000	
COUNTY ENG-FAC/SEWER & DRAINAGE MTCE	4,839,110				
COUNTY ENGINEER-FACILITIES/WATERWORKS	5,504,666	6,754,671	7,179,794	7,221,721	
DATA PROCESSING	15,883,979	1,455,436	1,713,772	1,710,844	
FORESTER & FIRE WARDEN	17,774,268	19,381,028	21,180,013	20,885,360	
HLTH SVCS-ADMINISTRATION	19,304,763	1,478,985	1,879,963	1,880,169	
HLTH SVCS-AMBULATORY CARE	28,944	115,293		47,974	
HLTH SVCS-PREVENTIVE/PUBLIC HEALTH PROGRAMS	625,485	644,150	576,982	644,150	
INSURANCE	8,211	216,580	1,567,859	1,545,132	
LOCAL AGENCY FORMATION COMMISSION	223	63,751	56,105	56,105	
MECHANICAL	9,285,077	2,637,662	3,750,051	3,750,051	
UTILITIES	282,413	244,851	344,511	324,856	
MEDICAL EXAMINER-CORONER	104,048	90,985	224,500	306,000	
MENTAL HEALTH	957,148				
MILITARY & VETERANS AFFAIRS	8,277	3,596	4,000	4,000	
MUSEUM OF NATURAL HISTORY	21,369	5,200	40,000	40,000	
MUSIC & PERFORMING ARTS COMMISSION			30,000		
PARKS & RECREATION	2,762,346	1,745,885	1,012,838	1,012,838	
PERSONNEL	4,879,196				
PUBLIC ADMINISTRATOR	23,822	35,000	41,711	36,000	
PUBLIC DEFENDER	3				

ANALYSIS OF REVENUE OTHER THAN CURRENT PROPERTY TAXES BY SOURCE -- SCHEDULE 4

REVENUE CLASSIFICATION	ACTUAL PRIOR YEAR 1982-83	ESTIMATED CURRENT YEAR 1983-84	REQUESTED FISCAL YEAR 1984-85	RECOMMENDED FISCAL YEAR 1984-85	NAME OF FUND (GENERAL UNLESS OTHERWISE INDICATED)
CHARGES FOR CURRENT SERVICES (CONTD)					
OTHER CHARGES FOR CURRENT SERVICES (CONTD)					
PURCHASING & STORES	218,838	440,000	420,454	420,454	
REGIONAL PLANNING	460	5,400	1,000	1,000	
REGISTRAR-RECORDER	41,385	2,205,590	3,533,140	3,533,140	
SHERIFF-MAIN	779,749	1,037,410	897,200	604,195	
SHERIFF-CUSTODY		279,407	131,079	424,084	
TREASURER-TAX COLLECTOR			5,500,096	5,500,096	
TREASURER-TAX COLLECTOR	2,583,965	3,832,920			
WEIGHTS & MEASURES	96,918	446,500			
CAPITAL PROJECTS	46,994				
NONDEPARTMENTAL REVENUE-AUD/CONTROLLER	1,018,130	1,198,500	715,571	715,571	
NONDEPARTMENTAL REVENUE-OTHER	8,524,995				
AVIATION FUND	293,445				AVIATION
JAIL STORE FUND	7,606				JAIL STORE
PUBLIC LIBRARY	60	243,884	552,293	558,901	PUBLIC LIBRARY
ROAD FUND	799,279	716,031	873,031	873,031	ROAD
REIMBURSABLE COSTS FOR COUNTY SVCS					
NONDEPARTMENTAL SPECIAL ACCOUNTS	$	$	$ 20,000,000	$ 20,000,000	
SEWER MAINTENANCE					
COUNTY ENG-FAC/SEWER & DRAINAGE MTCE	$	$ 5,991,680	$ 6,248,286	$ 6,248,287	
ENTERPRISE FUND-HOSPITAL					
AGRICULTURAL COMMISSIONER/WEIGHTS & MEASURE	$	$	$ 36,200	$ 36,200	
AGRICULTURAL COMMISSIONER		30,000			
BUILDING SERVICES		20,696,343	21,904,027	21,968,979	
COLLECTIONS		4,213,810			
COMMUNICATIONS		2,175,543	3,223,912	3,071,243	
COUNTY ENGINEER-FACILITIES		150,781	132,350	132,350	
DATA PROCESSING		16,983,216	18,769,371	16,148,766	
HLTH SVCS-ADMINISTRATION		19,721,721	22,403,396	20,699,238	
MECHANICAL		7,128,604	6,049,949	6,049,949	
PARKS & RECREATION		302,305	195,161	148,861	
PERSONNEL		2,824,675	2,808,811	2,808,811	
PURCHASING & STORES		3,125,566			
RENT EXPENSE		5,897,080			
TREASURER-TAX COLLECTOR			4,213,810	4,213,810	
NONDEPARTMENTAL REVENUE-OTHER		15,266,990	16,768,122	16,768,122	
TOTAL CHARGES FOR CURRENT SERVICES	$ 345,595,569	$ 379,076,139	$ 452,264,213	$ 447,249,868	

ANALYSIS OF REVENUE OTHER THAN CURRENT PROPERTY TAXES BY SOURCE -- SCHEDULE 4

REVENUE CLASSIFICATION	ACTUAL PRIOR YEAR 1982-83	ESTIMATED CURRENT YEAR 1983-84	REQUESTED FISCAL YEAR 1984-85	RECOMMENDED FISCAL YEAR 1984-85	NAME OF FUND (GENERAL UNLESS OTHERWISE INDICATED)
CHARGES FOR CURRENT SERVICES (CONTD)					
OTHER REVENUE					
PREMS & ACCRUED INTEREST ON BONDS					
NONDEPARTMENTAL REVENUE-TREAS/TAX COLL	$ 135,535	$	$	$	
REVENUE APPLICABLE TO PRIOR YRS					
REVENUE APPLICABLE TO PRIOR YEARS	$ -18,584,513	$	$	$	
AVIATION FUND	-58,472				AVIATION
PUBLIC LIBRARY	44,071	31,000	20,000	20,000	PUBLIC LIBRARY
ROAD FUND	2,097,039	1,796,895	550,000	550,000	ROAD
ARTICLE 3 - BIKEWAY FUND	1,113,249				ARTICLE 3 - BIKEWAY
HEALTH SERVICES - STATHAM FUND	1,151,490	1,267,648			STATHAM FD-H.S.
SALE OF FIXED ASSETS					
DATA PROCESSING	$ 39,443	$	$	$	
MECHANICAL	450,080	312,150	440,125	440,125	
MUSEUM OF ART	745,432				
PARKS & RECREATION	95,228				
PUBLIC SOCIAL SERVICES ADMIN	8,910				
PURCHASING & STORES	21,960				
SHERIFF-MAIN	1,157	50,000	50,000	50,000	
CAPITAL PROJECTS	1,714,093	2,558,866	1,131,000	1,682,500	
NONDEPARTMENTAL REVENUE-OTHER	1,200,000	343,020			
PUBLIC LIBRARY	827	4,000	4,000	4,000	PUBLIC LIBRARY
ROAD FUND	63,315	210,000	210,000	210,000	ROAD
OTHER SALES					
AGRICULTURAL COMMISSIONER/WEIGHTS & MEASURE	$	$	$ 40,000	$ 40,000	
AGRICULTURAL COMMISSIONER	29,343	40,000			
ARBORETA & BOTANIC GARDENS	159	75	250	250	
ASSESSOR	168,343	155,000	85,000	190,000	
AUDITOR-CONTROLLER	42				
BOARD OF SUPERVISORS	1,183				
BUILDING SERVICES	4,589	5,032	5,100	5,100	
COMMUNICATIONS	2,202				
COUNTY CLERK	235,174	242,000	240,000	240,000	
COUNTY ENGINEER-FACILITIES/AIRPORTS	131				
DATA PROCESSING	5,089	13,005	57,249	57,249	
DISTRICT ATTORNEY	113				

ANALYSIS OF REVENUE OTHER THAN CURRENT PROPERTY TAXES BY SOURCE -- SCHEDULE 4

REVENUE CLASSIFICATION	ACTUAL PRIOR YEAR 1982-83	ESTIMATED CURRENT YEAR 1983-84	REQUESTED FISCAL YEAR 1984-85	RECOMMENDED FISCAL YEAR 1984-85	NAME OF FUND (GENERAL UNLESS OTHERWISE INDICATED)
OTHER REVENUE (CONTD)					
OTHER SALES (CONTD)					
DISTRICT ATTORNEY - FAMILY SUPPORT	64				
FORESTER & FIRE WARDEN	58,173	10,000	62,000	62,000	
HLTH SVCS-ADMINISTRATION	193				
HLTH SVCS-AMBULATORY CARE	325,526				
HLTH SVCS-PREVENTIVE/PUBLIC HEALTH PROGRAMS	55,743				
MARSHAL	327				
MECHANICAL	45,231	32,974	20,142	20,142	
UTILITIES		60,000			
MEDICAL EXAMINER-CORONER	9,396		17,191	13,000	
MUNICIPAL & JUSTICE COURTS EXPENSE			16,000	16,000	
MUSEUM OF ART	4,172	1,500	1,500	1,500	
MUSEUM OF NATURAL HISTORY	357	2,500	2,400	2,400	
PARKS & RECREATION	1,182				
PERSONNEL	192				
PROBATION-MAIN		164	164	164	
PURCHASING & STORES	254,740	104,000	90,000	90,000	
REGIONAL PLANNING		1,000	1,000	1,000	
REGISTRAR-RECORDER	134,151	100,000	149,500	149,500	
SHERIFF-MAIN	76,279	70,217	119,664	119,664	
SUPERIOR COURT	40,892	41,400	36,000	36,000	
TREASURER-TAX COLLECTOR			45,000	45,000	
TREASURER-TAX COLLECTOR	52,901	20,000			
WEIGHTS & MEASURES	338				
CAPITAL PROJECTS	32,650				
NONDEPARTMENTAL REVENUE-OTHER	42				
ROAD FUND	68,564	76,973	50,000	50,000	ROAD
OTHER REVENUES					
ADMINISTRATIVE OFFICER	$ 177,453	$ 262,281	$	$	
ADOPTIONS	12,417	13,029	13,820	13,820	
AFFIRMATIVE ACTION COMPLIANCE	44,610	85,000	52,500	52,500	
AGRICULTURAL COMMISSIONER	642				
ANIMAL CARE & CONTROL	2,542	5,000	5,000	5,000	
ARBORETA & BOTANIC GARDENS	7,023	38,008	7,000	7,000	
ASSESSOR	73,051	120,000	1,345,000	1,345,000	
AUDITOR-CONTROLLER	1,225,427	57,900	70,004	70,004	
BEACHES AND HARBORS	120,673	127,000	135,000	135,000	
BOARD OF SUPERVISORS	30,683	6,950	16,950	16,950	
BUILDING SERVICES	1,558	90	72	72	
CIVIL SERVICE COMMISSION	13,048				
COLLECTIONS	2,753,103	300,000			

ANALYSIS OF REVENUE OTHER THAN CURRENT PROPERTY TAXES BY SOURCE -- SCHEDULE 4

REVENUE CLASSIFICATION	ACTUAL PRIOR YEAR 1982-83	ESTIMATED CURRENT YEAR 1983-84	REQUESTED FISCAL YEAR 1984-85	RECOMMENDED FISCAL YEAR 1984-85	NAME OF FUND (GENERAL UNLESS OTHERWISE INDICATED)
OTHER REVENUE (CONTD)					
OTHER REVENUES (CONTD)					
COMMUNICATIONS	35	2,000	2,500	2,500	
COMMUNITY SERVICES	32,891				
CONSUMER AFFAIRS	124,459	24,480			
COUNTY CLERK	55,146	232,000	39,000	39,000	
COUNTY COUNSEL	37,613	29,000	37,000	37,000	
COUNTY ENGINEER-FACILITIES	451,254	1,714,550	266,684	266,684	
CEF/PRE-COUNTY IMPROVEMENT DISTRICT STUDIES			92,000	92,000	
COUNTY ENG-FAC/SEWER & DRAINAGE MTCE	55				
DATA PROCESSING	20				
DISTRICT ATTORNEY	1,017,405	667,000	657,000	622,000	
DISTRICT ATTORNEY - FAMILY SUPPORT	1,406				
FARM ADVISOR	253				
FORESTER & FIRE WARDEN	8,556	513,933	9,000	9,000	
HLTH SVCS-ADMINISTRATION	98,411	2,453,434	2,756,880	1,849,448	
HLTH SVCS-AMBULATORY CARE	6,623	84,270	84,270	97,830	
HLTH SVCS-ALCOHOL & DRUG ABUSE	32,855			194,150	
HLTH SVCS-ANTELOPE VLY REHAB CENTERS	5,133	10,872	11,910	17,897	
HLTH SVCS-CALIF CHILDRENS SERVICES	10,035	31,025	81,203	15,378	
HLTH SVCS-PROBATION HEALTH	24	46,809	9,280	10,809	
HLTH SVCS-PREVENTIVE/PUBLIC HEALTH PROGRAMS	314,676	3,272,762	313,616	566,254	
HLTH SVCS-RANCHO LOS AMIGOS HOSPITAL	-56				
HEALTH PLANNING & DEVELOPMENT AGENCY	17,152				
INSURANCE	126,787				
LOCAL AGENCY FORMATION COMMISSION	10,485				
MARSHAL	2,313	13,828	2,500	2,500	
MECHANICAL	21,331	7,929	23,378	23,378	
UTILITIES	86,418	49,764	35,604	35,604	
MEDICAL EXAMINER-CORONER	3,291	27,853	3,000	10,000	
MENTAL HEALTH	4,105	374,365			
MILITARY & VETERANS AFFAIRS	170				
MUNICIPAL COURTS-LONG BEACH	2,878				
MUNICIPAL COURTS-LOS ANGELES	1,772				
MUSEUM OF ART	19,528	39,000	89,000	89,000	
MUSEUM OF NATURAL HISTORY	27,797	56,000	69,000	69,000	
NONDEPARTMENTAL SPECIAL ACCOUNTS	6,873		127,800	127,800	
PARKS & RECREATION	546,938		750,000	750,000	
PERSONNEL	26,366	5,145,547	5,397,209	5,780,293	
PROBATION-MAIN	1,571,302	2,005,552	1,845,668	1,845,668	
PROBATION-DETENTION FACILITIES	690	133,580	738,000	738,000	
PROBATION-RESIDENTIAL TREATMENT	41				
PUBLIC ADMINISTRATOR	970,462	816,000	2,220,707	1,981,418	

ANALYSIS OF REVENUE OTHER THAN CURRENT PROPERTY TAXES BY SOURCE -- SCHEDULE 4

REVENUE CLASSIFICATION	ACTUAL PRIOR YEAR 1982-83	ESTIMATED CURRENT YEAR 1983-84	REQUESTED FISCAL YEAR 1984-85	RECOMMENDED FISCAL YEAR 1984-85	NAME OF FUND (GENERAL UNLESS OTHERWISE INDICATED)
OTHER REVENUE (CONTD)					
OTHER REVENUES (CONTD)					
PUBLIC DEFENDER	64,651	175	200	200	
PUBLIC SOCIAL SERVICES ADMIN.	468,141	469,570	539,067	539,253	
PSS-ADULT SUPPLEMENTAL PAYMENTS	882				
PURCHASING & STORES	132,422	146,076	260,000	260,000	
REGIONAL PLANNING	6,028	10,000	10,000	10,000	
REGISTRAR-RECORDER	149,648	120,000	125,600	120,000	
SENIOR CITIZENS AFFAIRS	14,672				
SHERIFF-MAIN	517,510	148,606	249,747	249,747	
SPECIAL ASSESSMENTS	11,159	10,311	10,344	11,064	
SPECIAL ENGINEERING SERVICES		1,871,000	1,991,000	1,991,000	
SUPERIOR COURT	203,591	208,700	145,000	145,000	
TREASURER-TAX COLLECTOR			433,500	433,500	
TREASURER-TAX COLLECTOR	68,555	92,800			
WEIGHTS & MEASURES	18,572				
CAPITAL PROJECTS	1,496,723	3,165,927	7,565,000	2,392,265	
NONDEPARTMENTAL REVENUE-AUD/CONTROLLER	546,764	938,528	801,137	801,137	
NONDEPARTMENTAL REVENUE-TREAS/TAX COLL	1,938,253				
NONDEPARTMENTAL REVENUE-OTHER	41,464,450	27,613,314	21,049,982	21,049,982	
A.C.O. - GOLF COURSE FUND		73,000			ACO-GOLF COURSE
A.C.O. - PARK IN-LIEU FEES FUND	489,095				ACO-PARK IN LIEU
A.C.O. - MARINA REPLACEMENT FUND	1,660,000	11,449			ACO-MARINA
CUSTODIAL FACILITIES EXPANSION FUND		3,722,413	2,070,457	2,070,457	CUSTODIAL FAC EXPAN FD
HEALTH FACILITIES IMPROVEMENT FUND		158,739			HLTH FAC IMPROVE FD
OLIVE VIEW IMPROVEMENT FUND		1,630,619			OLIVE VIEW IMPROVE FD
AVIATION FUND	6,000	272,978	912,500	842,500	AVIATION
CHILD ABUSE/NEGLECT PREVENT PROG FUND	453,009	950,041	1,022,400	1,022,400	CHILD ABUSE PREVENTION
FUNDED INTEREST PLEDGE RESERVE FUND			3,900,000	3,900,000	FUNDED INT PLEDGE RES FD
GOLF COURSE FUND	185,820				GOLF COURSE
HOUSING & COMMUNITY DEVELOPMENT ACT FUND			1,500,000	1,500,000	HCDA
PUBLIC LIBRARY	32,455	198,000	195,900	195,900	PUBLIC LIBRARY
ROAD FUND	717,454	246,725	191,500	191,500	ROAD
SPECIAL DEVELOPMENT FUNDS-REGIONAL PARKS		1,908,079	347,750	347,750	

ANALYSIS OF REVENUE OTHER THAN CURRENT PROPERTY TAXES BY SOURCE -- SCHEDULE 4

REVENUE CLASSIFICATION	ACTUAL PRIOR YEAR 1982-83	ESTIMATED CURRENT YEAR 1983-84	REQUESTED FISCAL YEAR 1984-85	RECOMMENDED FISCAL YEAR 1984-85	NAME OF FUND (GENERAL UNLESS OTHERWISE INDICATED)
OTHER REVENUE (CONTD)					
OUTSIDE COLLECTION AGENCIES					
COLLECTIONS	$	$ 2,350,000	$	$	
TREASURER-TAX COLLECTOR			1,700,000	1,700,000	
PROP TAX REDUCTION FUND					
NONDEPARTMENTAL REVENUE-OTHER	$ 2,725,236	$ 2,725,236	$ 2,725,236	$ 2,725,236	
MARINA FUND					
NONDEPARTMENTAL REVENUE-OTHER	$	$ 7,348,620	$ 5,691,453	$ 5,691,453	
CERT OF PARTICIPATION FOR RETIREMENT					
NONDEPARTMENTAL REVENUE-OTHER	$	$ 62,500,000	$	$	
TOTAL OTHER REVENUE	$ 55,323,118	$ 145,204,136	$ 74,188,613	$ 69,203,895	
GRAND TOTAL	$ 2,799,968,747	$ 3,107,803,965	$ 3,617,018,218	$ 3,496,998,339	

COMPARATIVE STATEMENT
SPECIAL DISTRICT REVENUE OTHER THAN PROPERTY TAXES

	ADJUSTED ALLOWANCE 1983-84	ESTIMATED CURRENT YEAR 1983-84	REQUESTED FISCAL YEAR 1984-85	RECOMMENDED FISCAL YEAR 1984-85	CHANGE FROM ADJ ALLOWANCE
TAXES - OTHER THAN CURRENT PROPERTY					
AUGMENTATION FUNDS					
FIRE PROTECTION DISTRICTS SUMMARY	$ 65,407,160	$ 63,909,018	$ 70,322,033	$ 69,553,619	$ 4,146,459
TOTAL TAXES - OTHER THAN CURRENT PROPERTY	$ 65,407,160	$ 63,909,018	$ 70,322,033	$ 69,553,619	$ 4,146,459
LICENSES/PERMITS & FRANCHISES					
OTHER LICENSES AND PERMITS					
FIRE PROTECTION DISTRICTS SUMMARY	325	325	500	500	175
FLOOD CONTROL DISTRICT-GENERAL	240,000	240,000	250,000	250,000	10,000
TOTAL LICENSES/PERMITS & FRANCHISES	$ 240,325	$ 240,325	$ 250,500	$ 250,500	$ 10,175
REVENUE FROM USE OF MONEY & PROPERTY					
INTEREST					
DRAINAGE MAINTENANCE DISTRICTS SUMMARY	32,719	40,450	40,450	40,450	7,731
FIRE PROTECTION DISTRICTS SUMMARY	672,000	820,850	1,402,800	1,402,800	730,800
FLOOD CONTROL DISTRICT-GENERAL	1,075,000	1,050,000	1,015,000	1,015,000	-60,000
GARBAGE DISPOSAL DISTRICTS SUMMARY	32,916	32,916	322,750	196,360	163,444
LANDSCAPE MAINT DISTRICTS & LLAD SUMMARY	55,469	47,099	89,497	89,497	34,028
STREET LIGHTING DISTRICTS & LLAD SUMMARY	235,613	284,684	282,676	282,676	47,063
REC AND PARK DISTRICTS & LLAD SUMMARY	4,678	13,051	9,921	9,921	5,243
SEWER MAINTENANCE DISTRICTS SUMMARY	81,582	699,600	716,358	716,358	634,776
RENTS AND CONCESSIONS					
FIRE PROTECTION DISTRICTS SUMMARY	3,000	3,000	5,000	5,000	2,000
FLOOD CONTROL DISTRICT-GENERAL	350,000	350,000	375,000	375,000	25,000
ROYALTIES					
FLOOD CONTROL DISTRICT-GENERAL	550,000	500,000	450,000	450,000	-100,000
TOTAL REVENUE FROM USE OF MONEY & PROPERTY	$ 3,092,977	$ 3,841,650	$ 4,709,452	$ 4,583,062	$ 1,490,085

COMPARATIVE STATEMENT
SPECIAL DISTRICT REVENUE OTHER THAN PROPERTY TAXES

	ADJUSTED ALLOWANCE 1983-84	ESTIMATED CURRENT YEAR 1983-84	REQUESTED FISCAL YEAR 1984-85	RECOMMENDED FISCAL YEAR 1984-85	CHANGE FROM ADJ ALLOWANCE
AID FROM OTHER GOVERNMENTAL AGENCIES					
HOMEOWNERS' PROPERTY TAX RELIEF					
DRAINAGE MAINTENANCE DISTRICTS SUMMARY	1,506	1,706	1,806	1,806	300
FIRE PROTECTION DISTRICTS SUMMARY	1,227,148	1,227,148	1,288,505	1,204,631	-22,517
FLOOD CONTROL DISTRICT-GENERAL	928,300	805,000	970,000	792,946	-135,354
GARBAGE DISPOSAL DISTRICTS SUMMARY	46,113	46,113	47,147	42,452	-3,661
LANDSCAPE MAINT DISTRICTS & LLAD SUMMARY	11,644	11,644	12,676	12,676	1,032
STREET LIGHTING DISTRICTS & LLAD SUMMARY	223,142	208,963	227,059	227,730	4,588
REC AND PARK DISTRICTS & LLAD SUMMARY	1,750	1,738	1,841	1,841	91
BUSINESS INVENT PROPERTY TAX RELIEF					
DRAINAGE MAINTENANCE DISTRICTS SUMMARY	3,011	3,211	3,511		-3,011
FIRE PROTECTION DISTRICTS SUMMARY	593,247	2,372,989	2,372,989		-593,247
FLOOD CONTROL DISTRICT-GENERAL	1,650,300	1,546,000	1,724,600		-1,650,300
LANDSCAPE MAINT DISTRICTS & LLAD SUMMARY	22,733	22,733	24,600		-22,733
STREET LIGHTING DISTRICTS & LLAD SUMMARY	448,015	505,820	485,285		-448,015
REC AND PARK DISTRICTS & LLAD SUMMARY	3,390	3,450	3,653		-3,390
STATE-OTHER					
FIRE PROTECTION DISTRICTS SUMMARY		38,800	66,500	66,500	66,500
FLOOD CONTROL DISTRICT-GENERAL	250,000	250,000	250,000	250,000	
STREET LIGHTING DISTRICTS & LLAD SUMMARY				505,727	505,727
FEDERAL AID FOR CONSTRUCTION					
FLOOD CONTROL DISTRICT-GENERAL			192,000	192,000	192,000
FEDERAL AID FOR DISASTER					
FLOOD CONTROL DISTRICT-GENERAL	2,000,000	1,800,000	1,650,000	1,650,000	-350,000
OTHER GOVERNMENTAL AGENCIES					
FLOOD CONTROL DISTRICT-GENERAL	234,000	456,400	1,237,200	1,237,200	1,003,200
LANDSCAPE MAINT DISTRICTS & LLAD SUMMARY	232,138	232,138	489,967	489,967	257,829
STREET LIGHTING DISTRICTS & LLAD SUMMARY	9,547,496	9,668,772	8,506,049	8,624,373	-923,123
REC AND PARK DISTRICTS & LLAD SUMMARY	51,701	48,528	72,098	72,098	20,397
TOTAL AID FROM OTHER GOVERNMENTAL AGENCIES	$ 17,475,634	$ 19,251,153	$ 19,627,486	$ 15,371,947	$ -2,103,687

COMPARATIVE STATEMENT
SPECIAL DISTRICT REVENUE OTHER THAN PROPERTY TAXES

	ADJUSTED ALLOWANCE 1983-84	ESTIMATED CURRENT YEAR 1983-84	REQUESTED FISCAL YEAR 1984-85	RECOMMENDED FISCAL YEAR 1984-85	CHANGE FROM ADJ ALLOWANCE
CHARGES FOR CURRENT SERVICES					
PLANNING AND ENGINEERING SERVICES					
SEWER MAINTENANCE DISTRICTS SUMMARY	34,000	50,000	50,000	50,000	16,000
SANITATION SERVICES					
SEWER MAINTENANCE DISTRICTS SUMMARY	45,000	50,500	55,500	55,500	10,500
BENEFIT ASSESSMENTS					
OTHER SPECIAL DISTRICTS	30,800	52,900	346,675	346,675	315,875
FLOOD CONTROL DISTRICT-GENERAL	49,000,000	49,000,000	56,000,000	56,000,000	7,000,000
LANDSCAPE MAINT DISTRICTS & LLAD SUMMARY	438,830	504,981	562,557	562,557	123,727
STREET LIGHTING DISTRICTS & LLAD SUMMARY	7,447,075	8,196,028	8,274,459	8,400,506	953,431
REC AND PARK DISTRICTS & LLAD SUMMARY	45,161	48,130	68,151	68,151	22,990
OTHER CHARGES FOR CURRENT SERVICES					
FIRE PROTECTION DISTRICTS SUMMARY	1,907,546	2,327,578	3,619,109	3,126,715	1,219,169
FLOOD CONTROL DISTRICT-GENERAL	247,700	231,700	198,700	198,700	-49,000
GARBAGE DISPOSAL DISTRICTS SUMMARY	4,386,463	4,386,463	5,465,058	5,117,744	731,281
SEWER MAINTENANCE DISTRICTS SUMMARY	7,642,318	7,739,773	7,887,477	7,887,477	245,159
TOTAL CHARGES FOR CURRENT SERVICES	$ 71,224,893	$ 72,588,053	$ 82,527,686	$ 81,814,025	$ 10,589,132
OTHER REVENUE					
PREMS & ACCRUED INTEREST ON BONDS					
FLOOD CONTROL-DEBT SERVICE SUMMARY		3,479,370			
REVENUE APPLICABLE TO PRIOR YRS					
FIRE PROTECTION DISTRICTS SUMMARY		270,931			
SALE OF FIXED ASSETS					
FIRE PROTECTION DISTRICTS SUMMARY		200,000	200,000	200,000	200,000
FLOOD CONTROL DISTRICT-GENERAL	1,559,235	1,490,400	1,962,200	1,962,200	402,965
SEWER MAINTENANCE DISTRICTS SUMMARY	9,000	5,000	7,000	7,000	-2,000
OTHER SALES					
FIRE PROTECTION DISTRICTS SUMMARY		202,120	160,000	160,000	160,000
FLOOD CONTROL DISTRICT-GENERAL	20,000	20,000	20,000	20,000	

COMPARATIVE STATEMENT
SPECIAL DISTRICT REVENUE OTHER THAN PROPERTY TAXES

	ADJUSTED ALLOWANCE 1983-84	ESTIMATED CURRENT YEAR 1983-84	REQUESTED FISCAL YEAR 1984-85	RECOMMENDED FISCAL YEAR 1984-85	CHANGE FROM ADJ ALLOWANCE
OTHER REVENUE (CONTD)					
OTHER REVENUES					
DRAINAGE MAINTENANCE DISTRICTS SUMMARY				3,511	3,511
FIRE PROTECTION DISTRICTS SUMMARY		223,461	1,130,000	1,130,000	1,130,000
FLOOD CONTROL DISTRICT-GENERAL	140,000	140,000	1,240,000	1,240,000	1,100,000
LANDSCAPE MAINT DISTRICTS & LLAD SUMMARY				24,600	24,600
STREET LIGHTING DISTRICTS & LLAD SUMMARY	234,854				-234,854
REC AND PARK DISTRICTS & LLAD SUMMARY				3,653	3,653
SEWER MAINTENANCE DISTRICTS SUMMARY	7,500	110,299	322,000	322,000	314,500
TOTAL OTHER REVENUE	$ 1,970,589	$ 6,141,581	$ 5,041,200	$ 5,072,964	$ 3,102,375
TOTAL SPECIAL DISTRICT REVENUE	$ 159,411,578	$ 165,971,780	$ 182,478,357	$ 176,646,117	$ 17,234,539

RECOMMENDED BUDGETED POSITIONS

Department	1983-84 Adjusted Allowance	1984-85 Recommended	Recommended Net Change	Analysis of Recommended Net Change					
				Revenue Offset	Full Year Funding of Already Auth. Positions	New Facilities	Net Transfers	Workload	Program Changes
GENERAL COUNTY									
Administrative Officer	261.5	255.5	(-6.0)	--	--	--	2.0	--	(-8.0)
Adoptions	247.9	247.9	--	--	--	--	--	--	--
Affirmative Action Compliance	12.0	12.0	--	--	--	--	--	--	--
Agricultural Commissioner/Weights and Measures	--	251.0	251.0	3.0	--	--	242.0	1.0	5.0
Agricultural Commissioner	190.0	--	(-190.0)	--	--	--	(-188.0)	--	(-2.0)
Animal Care & Control	199.8	196.8	(-3.0)	--	--	--	--	(-3.0)	--
Arboreta & Botanic Gardens	82.6	81.8	(-0.8)	--	--	--	--	(-0.8)	--
Assessor	1,099.0	1,070.0	(-29.0)	7.5	--	--	--	--	(-36.5)
Auditor-Controller	367.0	372.0	5.0	4.0	--	--	--	9.0	(-8.0)
Beaches and Harbors	415.6	385.2	(-30.4)	2.6	--	--	(-30.3)	(-1.7)	(-1.0)
Board of Supervisors	174.9	178.6	3.7	3.7	--	--	--	--	--
Building Services	1,689.0	1,496.1	(-192.9)	--	--	--	--	(-168.9)	(-24.0)
Civil Services Commission	6.0	6.0	--	--	--	--	--	--	--
Human Relations Commission	17.0	20.0	3.0	--	--	--	--	3.0	--
Collections	463.9	--	(-463.9)	--	--	--	(-463.9)	--	--
Communications	562.9	559.1	(-3.8)	4.0	--	--	--	--	(-7.8)
Community Services	275.0	265.0	(-10.0)	--	--	--	(-2.0)	--	(-8.0)
Consumer Affairs	22.0	22.5	0.5	--	--	--	--	0.5	--
County Clerk	972.3	985.5	13.2	2.0	--	--	--	11.2	--
County Counsel	226.0	222.0	(-4.0)	--	--	--	--	4.0	(-8.0)

Recommended Budgeted Positions (contd)

Department	1982-83 Adjusted Allowance	1984-85 Recommended	Recommended Net Change	Analysis of Recommended Net Change: Revenue Offset	Full Year Funding of Already Auth. Positions	New Facilities	Net Transfers	Workload	Program Changes
GENERAL COUNTY									
County Engineer-Facilities	859.0	874.0	15.0	23.0	--	--	--	--	(-8.0)
Airports	67.0	--	(-67.0)	--	--	--	(-67.0)	--	--
Sewer and Drainage Maintenance	134.0	135.0	1.0	1.0	--	--	--	--	--
Waterworks	126.0	126.0	--	--	--	--	--	--	--
Data Processing	1,148.9	1,094.4	(-54.5)	--	--	--	(-4.0)	--	(-50.5)
District Attorney	1,233.0	1,320.0	87.0	26.0	--	--	23.0	38.0	--
Family Support	852.6	829.6	(-23.0)	--	--	--	(-23.0)	--	--
Employee Relations Commission	3.0	3.0	--	--	--	--	--	--	--
Farm Advisor	3.8	4.0	0.2	--	--	--	--	0.2	--
Forester & Fire Warden	939.1	994.1	55.0	--	--	--	--	--	55.0
Health Services:									
Hospitals	17,239.4	17,243.7	4.3	65.0	--	11.0	(-62.7)	--	(-9.0)
Other	4,515.1	4,565.5	50.4	4.0	--	--	62.7	--	(-16.3)
Total Health Services	21,754.5	21,809.2	54.7	69.0	--	11.0	--	--	(-25.3)
Marshal	679.0	765.3	86.3	--	--	--	--	86.3	--
Mechanical	1,490.2	1,458.5	(-31.7)	--	12.5	--	--	(-5.0)	(-39.2)
Medical Examiner-Coroner	151.4	155.9	4.5	3.0	--	--	--	1.5	--
Mental Health	1,363.1	1,440.1	77.0	85.2	--	--	--	6.0	(-14.2)
Military & Veterans Affairs	18.1	15.1	(-3.0)	--	--	--	--	(-1.0)	(-2.0)
Municipal and Justice Courts	1,600.8	1,660.8	60.0	8.0	2.6	2.2	--	47.2	--

Recommended Budgeted Positions (contd)

Department	1983-84 Adjusted Allowance	1984-85 Recommended	Recommended Net Change	Analysis of Recommended Net Change					
				Revenue Offset	Full Year Funding of Already Auth. Positions	New Facilities	Net Transfers	Workload	Program Changes
GENERAL COUNTY									
Museum of Art	129.0	129.0	--	--	--	--	--	--	--
Museum of Natural History	149.0	146.0	(-3.0)	--	--	--	--	--	(-3.0)
Music Center Operations	4.0	4.0	--	--	--	--	--	--	--
Parks & Recreation	1,040.2	965.8	(-74.4)	--	--	--	--	--	(-74.4)
Personnel	397.8	387.5	(-10.3)	5.0	--	--	--	(-8.3)	(-7.0)
Probation:									
Main	1,377.8	1,445.7	67.9	3.0	--	--	1.0	72.0	(-8.1)
Institutions	1,898.3	1,960.7	62.4	--	--	25.6	(-1.0)	37.8	--
Total Probation	3,276.1	3,406.4	130.3	3.0	--	25.6	--	109.8	(-8.1)
Public Administrator	221.6	221.6	--	--	--	--	--	--	--
Public Defender	591.1	621.6	30.5	--	2.5	--	--	28.0	--
Public Social Services Administration	9,549.7	9,499.3	(-50.4)	4.0	--	--	--	(-54.4)	--
Purchasing & Stores	281.0	285.0	4.0	--	--	--	4.0	--	--
Regional Planning	165.0	164.0	(-1.0)	2.0	--	--	--	6.0	(-9.0)
Registrar-Recorder	601.6	593.6	(-8.0)	--	--	--	--	--	(-8.0)
Senior Citizens Affairs	63.0	63.0	--	--	--	--	--	--	--
Sheriff:									
Main	5,491.5	5,577.5	86.0	33.0	16.0	--	30.3	6.7	--
Custody	2,508.8	2,791.8	283.0	10.0	--	239.0	--	34.0	--
Total Sheriff	8,000.3	8,369.3	369.0	43.0	16.0	239.0	30.3	40.7	--

Recommended Budgeted Positions (contd)

Department	1983-84 Adjusted Allowance*	1984-85 Recommended	Recommended Net Change	Analysis of Recommended Net Change: Revenue Offset	Full Year Funding of Already Auth. Positions	New Facilities	Net Transfers	Workload	Program Changes
GENERAL COUNTY									
Superior Court	994.4	1,021.4	27.0	5.0	10.0	--	--	12.0	--
Treasurer-Tax Collector	248.9	--	(-248.9)	--	--	--	(-248.9)	--	--
Treasurer-Tax Collector	--	754.7	754.7	37.9	--	--	712.8	--	4.0
Weights & Measures	55.0	--	(-55.0)	--	--	--	(-54.0)	--	(-1.0)
TOTAL GENERAL COUNTY	65,475.6	65,944.2	468.6	341.9	43.6	277.8	(-67.0)	161.3	(-289.0)
SPECIAL COUNTY									
Public Library	775.2	783.4	8.2	4.2	--	4.0	--	--	--
Road	1,596.3	1,609.3	13.0	--	22.0	--	--	2.0	(-11.0)
SPECIAL DISTRICTS									
Fire Protection	1,525.8	1,567.8	42.0	17.5	--	20.0	--	--	4.5
Flood Control	1,138.0	1,138.0	--	--	--	--	--	--	--
OTHER ENTERPRISE									
Aviation Enterprise Fund	--	71.0	71.0	4.0	--	--	67.0	--	--
TOTAL SPECIAL COUNTY, DISTRICTS, AND OTHER	5,035.3	5,169.5	134.2	25.7	22.0	24.0	67.0	2.0	(-6.5)
GRAND TOTAL	70,510.9*	71,113.7	602.8	367.6	65.6	301.8	--	163.3	(-295.5)

*Reflects adjustments for approved departmental implementation plans pursuant to Synopsis No. 41, August 1, 1983 Minutes of the Board of Supervisors.



DEPARTMENTAL APPROPRIATIONS AND REVENUES

FUNCTION GENERAL | FUND GENERAL | ACTIVITY LEGISLATIVE & ADMINISTRATIVE

CLASSIFICATION	EXPENDITURES ACTUAL PRIOR YEAR 1982-83	EXPENDITURES ESTIMATED CURRENT YEAR 1983-84	APPROPRIATIONS ADJUSTED ALLOWANCE 1983-84	APPROPRIATIONS REQUESTED FISCAL YEAR 1984-85	APPROPRIATIONS RECOMMENDED FISCAL YEAR 1984-85	CHANGE FROM ADJ ALLOWANCE
SAL & EMP BEN	$ 10,801,114	$ 12,164,303	$ 12,104,585	$ 12,962,139	$ 12,962,139	$ 857,554
SVCS & SUPPS	1,375,350	1,815,961	1,815,266	2,114,548	2,114,548	299,282
FIXED ASSETS	14,929	24,785	25,000	25,000	25,000	
GROSS APPROP	$ 12,191,393	$ 14,005,049	$ 13,944,851	$ 15,101,687	$ 15,101,687	$ 1,156,836
LESS INT TRF	4,841,947	6,001,412	5,941,214	6,265,620	6,265,620	324,406
NET APPROP	$ 7,349,446	$ 8,003,637	$ 8,003,637	$ 8,836,067	$ 8,836,067	$ 832,430
REVENUE	556,615	304,081	228,280	228,280	228,280	
NET CO COST	$ 6,792,831	$ 7,699,556	$ 7,775,357	$ 8,607,787	$ 8,607,787	$ 832,430
BUDG POS	242.5		261.5	255.5	255.5	-6.0

DEPARTMENTAL MISSION

The Chief Administrative Officer is responsible for preparing budget and operational recommendations to the Board, monitoring County-wide expenditures, analyzing legislation, coordinating private sector contracting and grants, and performing management and systems audits for County departments. Additionally, the Chief Administrative Officer coordinates the County's relations with cities, provides special coordination for the disaster program and public information services for the County, and performs administrative investigations for the Board. In December 1980, the Board of Supervisors also transferred responsibility for employee relations and compensation to the Chief Administrative Officer and appointed him Director of Personnel.

During 1983-84, the Department of Chief Administrative Officer is projected to remain within its budgeted appropriation. The 1984-85 recommended appropriation reflects the net savings from the Early Separation Plan being applied to fund 1984-85 operations. The changes in funding required to finance negotiated salary increases, necessary services from County departments, and inflationary costs are described in the following:

RECOMMENDED CHANGES FROM 1983-84 ADJUSTED ALLOWANCE

Program Changes

	Appropriation	Revenue	Net County Cost	Bud. Pos.
1	$ 94,910	$ --	$ 94,910	2.0

Transfer of CCJCC Staff: This reflects the November, 1983 Board order to transfer support staff for the County-wide Criminal Justice Coordination Committee from the Department of Community Services.

Other Changes

1	$ --	$ --	$ --	(-8.0)

Early Separation Program: Reflects the Board-approved early separation of nine management positions. Pending further Board determination, savings have been reserved to fund management incentives and/or program expansions.

Administrative Officer (contd)

	Appropriation	Revenue	Net County Cost	Bud. Pos.
2	$ 762,644	$ --	$ 762,644	--

Salaries and Employee Benefits Adjustments: This reflects the cost of 1984-85 Salaries and Employee Benefits increases negotiated with employee bargaining units, effective September 1, 1984. No increases were allowed in 1983-84 and the first two months of 1984-85.

3	$ (-25,124)	$ --	$ (-25,124)	--

Reimbursable Services: This reflects full recovery of increased financial and cost management expenses based on current experience.

Total	$ 832,430	$ --	$ 832,430	(-6.0)

ADOPTIONS

FUNCTION: PUBLIC ASSISTANCE | FUND: GENERAL | ACTIVITY: ADMINISTRATION

CLASSIFICATION	EXPENDITURES: ACTUAL PRIOR YEAR 1982-83	EXPENDITURES: ESTIMATED CURRENT YEAR 1983-84	APPROPRIATIONS: ADJUSTED ALLOWANCE 1983-84	APPROPRIATIONS: REQUESTED FISCAL YEAR 1984-85	APPROPRIATIONS: RECOMMENDED FISCAL YEAR 1984-85	CHANGE FROM ADJ ALLOWANCE
SAL & EMP BEN	$ 6,797,979	$ 6,617,135	$ 6,765,421	$ 11,043,747	$ 10,771,645	$ 4,006,224
SVCS & SUPPS	1,051,305	1,300,000	1,396,040	1,800,733	1,576,704	180,664
OTH CHAR/USES	21,195	30,000	50,985	50,985	50,985	
FIXED ASSETS		9,570	9,570	125,000	101,720	92,150
GROSS APPROP	$ 7,870,479	$ 7,956,705	$ 8,222,016	$ 13,020,465	$ 12,501,054	$ 4,279,038
LESS INT TRF	17,129	1,195,433	1,119,382	2,143,401	2,143,401	1,024,019
NET APPROP	$ 7,853,350	$ 6,761,272	$ 7,102,634	$ 10,877,064	$ 10,357,653	$ 3,255,019
REVENUE	7,410,884	6,320,176	6,661,538	10,455,676	9,936,265	3,274,727
NET CO COST	$ 442,466	$ 441,096	$ 441,096	$ 421,388	$ 421,388	$ -19,708
BUDG POS	254.3		247.9	372.9	247.9	

WORKLOAD

Indicator	1981-82	1982-83	1983-84 Estimated	1984-85 Projected
Children Placed in Adoptive Homes	505	350	575	750

DEPARTMENTAL MISSION

The Department of Adoptions provides a variety of services, by agreement with the State, for adoptive placement of children under its care. Additionally, the Department provides the Superior Court with evaluations for independent and stepparent adoption cases as required by law. These services are 100% reimbursed by the State, except for the Stepparent Program. During 1982-83, the Department began preparation of required annual and significant occurrence court reports for dependent wards of the Court who are being considered for adoptive placement. The Department also administers the Aid for the Adoption of Children Program and the Adoption Assistance Program, which provide temporary financial assistance to prospective parents for adoption of otherwise hard-to-place children. The costs of these programs are 100% reimbursed.

During 1983-84, the Department has expended a greater amount of its overall work effort on preparation of court reports than had been anticipated. This has resulted in an increase in revenue offset charges to the Department of Public Social Services and a corresponding reduction in direct charges to the State.

It is anticipated that the workload of the Department of Adoptions will increase significantly in 1984-85 as a result of SB 14. In anticipation of this potential increase, contingency appropriations have been allocated, offset by an anticipated revenue increase. The budget recommendations also include an allowance for a scheduled March 1, 1985 headquarters move, and Salaries and Employee Benefits increases.

RECOMMENDED CHANGES FROM
1983-84 ADJUSTED ALLOWANCE

Program Changes

	Appropriation	Revenue	Net County Cost	Bud. Pos.
1	$ 3,311,683	$ 3,311,683	$ --	--

SB 14 Workload Increase: This reflects appropriation allocated in anticipation of a significant increase in the Department's workload related to the implementation of SB 14. These additional costs will be fully reimbursed by the State.

Other Changes

1	$ 229,018	$ 229,018	$ --	--

Headquarters Relocation Costs: This reflects the addition of appropriation, offset by revenue, for the Department's planned March 1, 1985 move to 1625 West Olympic Boulevard.

2	$ 926,216	$ 926,216	$ --	--

Salaries and Employee Benefits Adjustments: This reflects the cost of 1984-85 Salaries and Employee Benefits increases anticipated effective September 1, 1984. Also included is a realignment of salary appropriations to reflect a reduction in the Department's vacancy factor.

3	$ (-148,954)	$ (-148,954)	$ --	--

Reduced Rents and Leases: This decrease reflects the purchase of the Adoptions headquarters building and the closure of the Van Nuys and Covina suboffices.

4	$ (-38,925)	$ (-38,925)	$ --	--

Miscellaneous Adjustments: This reduction results from decreases in telephone utilities and regular utilities which offset the addition of replacement and efficiency enhancement equipment, and minor services and supplies increases.

5	$ (-1,024,019)	$(-1,004,311)	$ (-19,708)	--

Increased Use of Existing Staff for Preparation of Court Reports: This reflects a shift in the Department's work effort from the Relinquishment Program to preparation of Court Reports.

Total	$ 3,255,019	$ 3,274,727	$ (-19,708)	--

AID FOR THE ADOPTION OF CHILDREN/ADOPTION ASSISTANCE PROGRAM

FUNCTION: PUBLIC ASSISTANCE
FUND: GENERAL
ACTIVITY: AID PROGRAMS

	EXPENDITURES		APPROPRIATIONS			
CLASSIFICATION	ACTUAL PRIOR YEAR 1982-83	ESTIMATED CURRENT YEAR 1983-84	ADJUSTED ALLOWANCE 1983-84	REQUESTED FISCAL YEAR 1984-85	RECOMMENDED FISCAL YEAR 1984-85	CHANGE FROM ADJ ALLOWANCE
OTH CHAR/USES	$ 1,082,017	$ 1,397,422	$ 1,397,422	$ 3,242,000	$ 2,500,000	$ 1,102,578
GROSS APPROP	$ 1,082,017	$ 1,397,422	$ 1,397,422	$ 3,242,000	$ 2,500,000	$ 1,102,578
NET APPROP	$ 1,082,017	$ 1,397,422	$ 1,397,422	$ 3,242,000	$ 2,500,000	$ 1,102,578
REVENUE	995,537	1,397,422	1,397,422	3,242,000	2,500,000	1,102,578
NET CO COST	$ 86,480	$	$	$	$	$

WORKLOAD

Indicator	1981-82	1982-83	1983-84 Estimated	1984-85 Projected
Cases Aided:				
- Aid for the Adoption of Children/ Non-Federal Adoption Assistance Program	6,827	6,852	5,416	4,568
- Adoption Assistance Program -- Federal	--	37	1,559	5,448
Total Cases Aided	6,827	6,889	6,975	10,016

MISSION

The Department of Adoptions administers the Aid for the Adoption of Children Program (AAC) and the new Adoption Assistance Program (AAP). The AAP became effective October 1,1982 as a result of the passage of AB 2695. All children placed for adoption October 1, 1982 or later are considered for AAP, while children who were previously eligible for AAC continue to be aided under that program. Both programs provide financial assistance to prospective parents for adoption of otherwise hard-to-place children, and are fully revenue offset.

The current year experience indicates that the combined expenditures and revenue will be on budget. The caseloads for both programs have been less than projected. However, any savings from lower caseloads have been offset by higher per case costs.

In 1984-85, the caseload for AAC is expected to decrease gradually, as existing cases are terminated. At the same time, the AAP caseload is expected to increase significantly. It is anticipated that both programs will continue to be fully revenue offset.

RECOMMENDED CHANGES FROM 1983-84 ADJUSTED ALLOWANCE

	Appropriation	Revenue	Net County Cost	Bud. Pos.
1	$ (-199,830)	$ (-199,830)	$ --	--
	AAC/Non-Federal AAP Caseload and Expenditure Trends: This reflects an anticipated reduction in the AAC/Non-Federal AAP caseloads for 1984-85.			
2	$ 1,302,408	$ 1,302,408	$ --	--
	Increased Federal AAP Caseloads: This reflects the projected increase in caseloads and case costs for the Federal Adoption Assistance Program.			
Total	$ 1,102,578	$ 1,102,578	$ --	--

AFFIRMATIVE ACTION COMPLIANCE

FUNCTION GENERAL | FUND GENERAL | ACTIVITY PERSONNEL

CLASSIFICATION	EXPENDITURES ACTUAL PRIOR YEAR 1982-83	EXPENDITURES ESTIMATED CURRENT YEAR 1983-84	APPROPRIATIONS ADJUSTED ALLOWANCE 1983-84	APPROPRIATIONS REQUESTED FISCAL YEAR 1984-85	APPROPRIATIONS RECOMMENDED FISCAL YEAR 1984-85	CHANGE FROM ADJ ALLOWANCE
SAL & EMP BEN	$ 507,135	$ 520,309	$ 569,210	$ 589,960	$ 555,834	$ -13,376
SVCS & SUPPS	37,066	53,006	44,111	44,129	43,831	-280
FIXED ASSETS		8,756	526	11,195		-526
GROSS APPROP	$ 544,201	$ 582,071	$ 613,847	$ 645,284	$ 599,665	$ -14,182
LESS INT TRF	81,813	180,074	185,468	200,120		-185,468
NET APPROP	$ 462,388	$ 401,997	$ 428,379	$ 445,164	$ 599,665	$ 171,286
REVENUE	61,255	85,000	68,834	52,500	218,120	149,286
NET CO COST	$ 401,133	$ 316,997	$ 359,545	$ 392,664	$ 381,545	$ 22,000
BUDG POS	12.0		12.0	12.0	12.0	

WORKLOAD

Indicator	1981-82	1982-83	1983-84 Estimated	1984-85 Projected
Contracts Reviewed for Affirmative Action Compliance	420	375	561	570
Departmental Affirmative Action Goals, Timetables and Plans Reviewed	195	220	225	225
Complaints Processed	N/A	N/A	59	75

DEPARTMENTAL MISSION

The Office of Affirmative Action Compliance is responsible for developing, monitoring, attaining, and enforcing affirmative action compliance within County departments and agencies. The Office advises the Board of Supervisors of development and implementation of affirmative action programs as well as reports their deficiencies and cases of noncompliance. It also consults with representatives of appropriate departments in the formation of County affirmative action programs, including the development of goals and timetables for specific actions to be taken. In addition, the Office is responsible for ensuring that Federal grant recipients and contractors are in compliance with affirmative action regulations.

The Department's performance in the current fiscal year indicates that the Department will achieve a Net County Cost savings of $42,548 by year end. This results primarily from an overrealization of anticipated savings associated with step placement variances and the underutilization of staff to perform reimbursable services.

The 1984-85 budget recommendation for the Office of Affirmative Action Compliance provides funding for Salaries and Employee Benefits increases negotiated with employee bargaining units, reflects reductions of contract compliance services rendered to various County departments based on current expenditure experience, and also reflects an accounting adjustment between Intrafund Transfer and Revenue to properly account for reimbursement for rendered services pursuant to the State Controller's recommendations.

RECOMMENDED CHANGES FROM
1983-84 ADJUSTED ALLOWANCE

Program Changes

	Appropriation	Revenue	Net County Cost	Bud. Pos.
1	$ --	$ --	$ --	--

Reimbursable Services: Reflects a decrease $(-32,894) in contract compliance services rendered to various County departments, offset by a decrease in Intrafund Transfer.

Other Changes

1	$ 19,518	$ --	$ 19,518	--

Salaries and Employee Benefits Adjustments: This reflects the cost of 1984-85 Salaries and Employee Benefits increases negotiated with employee bargaining units, effective September 1, 1984, and various miscellaneous adjustments.

2	$ (-280)	$ --	$ (-280)	--

Miscellaneous Services and Supplies Adjustments: This reflects a net decrease in general office supplies requirements and rents and leases offset in part by an increase in Auto Services requirements.

3	$ (-526)	$ --	$ (-526)	--

Fixed Assets: This reflects the total elimination of appropriation for one-time-only equipment acquisitions.

4	$ 152,574	$ 149,286	$ 3,288	--

Intrafund Transfer and Revenue Adjustments: Reflects State Controller's guidelines for billing for services provided to Special Funds and Special Districts.

Total	$ 171,286	$ 149,286	$ 22,000	--

AGRICULTURAL COMMISSIONER/WEIGHTS & MEASURES

FUNCTION: PUBLIC PROTECTION | FUND: GENERAL | ACTIVITY: PROTECTIVE INSPECTION

CLASSIFICATION	EXPENDITURES: ACTUAL PRIOR YEAR 1982-83	EXPENDITURES: ESTIMATED CURRENT YEAR 1983-84	APPROPRIATIONS: ADJUSTED ALLOWANCE 1983-84	APPROPRIATIONS: REQUESTED FISCAL YEAR 1984-85	APPROPRIATIONS: RECOMMENDED FISCAL YEAR 1984-85	APPROPRIATIONS: CHANGE FROM ADJ ALLOWANCE
SAL & EMP BEN	$	$	$	$ 7,419,052	$ 7,230,202	$ 7,230,202
SVCS & SUPPS				2,618,012	2,457,607	2,457,607
FIXED ASSETS				285,077	285,077	285,077
GROSS APPROP	$	$	$	$ 10,322,141	$ 9,972,886	$ 9,972,886
LESS INT TRF				147,145	147,145	147,145
NET APPROP	$	$	$	$ 10,174,996	$ 9,825,741	$ 9,825,741
REVENUE				6,115,324	6,115,324	6,115,324
NET CO COST	$	$	$	$ 4,059,672	$ 3,710,417	$ 3,710,417
BUDG POS				270.0	251.0	251.0

WORKLOAD

Indicator	1981-82	1982-83	1983-84 Estimated	1984-85 Projected
Shipments Inspected - Pest Exclusion	92,035	101,761	94,710	95,000
Produce Enforcement Inspections	79,158	69,683	89,920	90,000
Vacant Parcels Cleared	11,800	12,000	11,750	11,500
Pest Treatment Acres	266,547	398,803	228,559	229,200
Pesticide Management -- Enforcement Calls	6,031	7,746	6,800	10,500
Retail Meter and Scale Inspections	48,434	52,703	55,664	55,664
Market Inspections	738	761	688	688
Test Purchases	2,254	2,257	2,644	2,644

DEPARTMENTAL MISSION

On February 14, 1984, the Board of Supervisors approved the consolidation of the Departments of Agricultural Commissioner and Weights and Measures. The mission of the Department of Agricultural Commissioner/Weights and Measures is to provide local administration and enforcement of State laws, County Ordinances, and Board orders in the area of public safety and environmental and economic protection. Specifically, the Department protects the health, safety and environment, and provides fair competition in the market place. This is achieved through various programs covering the prevention of the establishment of pest infestations harmful to food crop and ornamental plantings; environmental monitoring and regulation of all pesticide use; maintenance of produce and egg quality standards; the inspection of commercially used weighing and measuring devices; the inspection of packaged commodities for accurate quantity statement; the prevention of fraud and deception in packaging and advertising; the dissemination of specialized services and information; providing metrological services to industry and the scientific community; the fire and health hazard abatement of weeds, brush and rubbish from vacant property adjacent to homes; and the eradication and control of noxious weeds, rodent disease vectors and other pests.

The Agricultural Commissioner's performance in the current fiscal year indicates that budgetary provisions are sufficient to provide Board-approved service levels, while the Department of Weights and Measures required maintenance of position vacancies due to revenue shortfalls.

The Department's 1984-85 workload is expected to increase slightly over 1983-84 projections. Budget recommendations provide for improved Mexican and Caribbean Fruit Fly detection, increased pesticide laboratory services, and other program augmentations and 1984-85 Salaries and Employee Benefits increases negotiated with employee bargaining units. The changes in funding requirements and service levels necessary to finance high priority programs are detailed in the following:

RECOMMENDED CHANGES FROM
1983-84 ADJUSTED ALLOWANCE

Program Changes

	Appropriation	Revenue	Net County Cost	Bud. Pos.
1	$ 9,233,957	$ 6,044,858	$ 3,189,099	245.0

Consolidation of Departments: This reflects Board-approved consolidation of the Departments of Agricultural Commissioner and Weights and Measures.

2	$ 329,386	$ --	$ 329,386	3.0

Pest Detection Augmentation: This provides increased staffing and $235,508 in Fixed Assets (including 28 vehicles) for improved detection of Mexican and Caribbean Fruit Flies. Since this program augmentation will enable the Department to increase trap density and locate these pests earlier than present capabilities allow, alternatives to aerial bait applications may be considered. Use of ground equipment and/or sterile flies are alternatives that are only feasible when used against small infestations.

3	$ 48,633	$ --	$ 48,633	2.0

Laboratory Services Augmentation: This provides for increased analysis, results tabulations, and computerization of pesticide samples as a result of public concern over issues such as malathion bait applications, E.D.B., and other pesticide uses.

4	$ 78,873	$ 78,873	$ --	3.0

Produce Inspection: This reflects increased produce inspection capability required to augment the Agricultural Commissioner's wholesale market enforcement program. This program and offsetting revenue was approved by the Board in January, 1984.

5	$ 8,571	$ --	$ 8,571	--

Pest Prevention Program Augmentation: This reflects increased inspection capability at the Los Angeles International Airport. The additional inspection position is offset by deletion of another funded item.

6	$ 4,164	$ --	$ 4,164	--

Pesticide and Pest Management: This reflects addition of a Computer Equipment Operator position to operate the division's electronic computers. An Intermedite Typist Clerk was deleted to offset this new requirement.

Other Changes

1	$ 323,507	$ --	$ 323,507	--

Salaries and Employee Benefits Adjustments: This reflects the cost of 1984-85 Salaries and Employee Benefits increases negotiated with employee bargaining units, effective September 1, 1984. Increases were not allowed in 1983-84 and the first two months of 1984-85.

2	$ (-60,325)	$ --	$ (-60,325)	(-3.0)

Early Separation Plan: This reflects savings from Board-approved early separation of three management positions. Pending further Board determination, savings were reserved to fund management incentives and 1984-85 operations.

3	$ 37,011	$ --	$ 37,011	1.0

Administrative Support: This reflects additional administrative staff support for the Department.

	Appropriation	Revenue	Net County Cost	Bud. Pos.
4	$ (-178,036)	$ (-8,407)	$ (-169,629)	--
	Other Adjustments: This reflects various appropriation and revenue adjustments.			
Total	$ 9,825,741	$ 6,115,324	$ 3,710,417	251.0

AGRICULTURAL COMMISSIONER

FUNCTION: PUBLIC PROTECTION | FUND: GENERAL | ACTIVITY: PROTECTIVE INSPECTION

	EXPENDITURES		APPROPRIATIONS			
CLASSIFICATION	ACTUAL PRIOR YEAR 1982-83	ESTIMATED CURRENT YEAR 1983-84	ADJUSTED ALLOWANCE 1983-84	REQUESTED FISCAL YEAR 1984-85	RECOMMENDED FISCAL YEAR 1984-85	CHANGE FROM ADJ ALLOWANCE
SAL & EMP BEN	$ 4,966,320	$ 5,273,272	$ 5,026,822	$	$	$ -5,026,822
SVCS & SUPPS	1,726,164	2,260,918	2,186,375			-2,186,375
FIXED ASSETS	38,727	314,823	402,420			-402,420
GROSS APPROP	$ 6,731,211	$ 7,849,013	$ 7,615,617	$	$	$ -7,615,617
LESS INT TRF	179,835	192,777	192,777			-192,777
NET APPROP	$ 6,551,376	$ 7,656,236	$ 7,422,840	$	$	$ -7,422,840
REVENUE	4,607,699	5,759,450	5,526,054			-5,526,054
NET CO COST	$ 1,943,677	$ 1,896,786	$ 1,896,786	$	$	$ -1,896,786
BUDG POS	187.2		190.0			-190.0

WEIGHTS & MEASURES

FUNCTION: PUBLIC PROTECTION | FUND: GENERAL | ACTIVITY: PROTECTIVE INSPECTION

	EXPENDITURES		APPROPRIATIONS			
CLASSIFICATION	ACTUAL PRIOR YEAR 1982-83	ESTIMATED CURRENT YEAR 1983-84	ADJUSTED ALLOWANCE 1983-84	REQUESTED FISCAL YEAR 1984-85	RECOMMENDED FISCAL YEAR 1984-85	CHANGE FROM ADJ ALLOWANCE
SAL & EMP BEN	$ 1,673,824	$ 1,571,066	$ 1,661,505	$	$	$ -1,661,505
SVCS & SUPPS	144,694	180,885	155,007			-155,007
FIXED ASSETS	17,565					
GROSS APPROP	$ 1,836,083	$ 1,751,951	$ 1,816,512	$	$	$ -1,816,512
LESS INT TRF	5,057	5,395	5,395			-5,395
NET APPROP	$ 1,831,026	$ 1,746,556	$ 1,811,117	$	$	$ -1,811,117
REVENUE	127,128	454,243	518,804			-518,804
NET CO COST	$ 1,703,898	$ 1,292,313	$ 1,292,313	$	$	$ -1,292,313
BUDG POS	58.0		55.0			-55.0

AID TO OTHER GOVERNMENTS AND NONPROFIT ORGANIZATIONS

FUNCTION: GENERAL GOVERNMENT | FUND: GENERAL | ACTIVITY: PROMOTION

CLASSIFICATION	EXPENDITURES: ACTUAL PRIOR YEAR 1982-83	EXPENDITURES: ESTIMATED CURRENT YEAR 1983-84	APPROPRIATIONS: ADJUSTED ALLOWANCE 1983-84	APPROPRIATIONS: REQUESTED FISCAL YEAR 1984-85	APPROPRIATIONS: RECOMMENDED FISCAL YEAR 1984-85	CHANGE FROM ADJ ALLOWANCE
OTHER CHARGES						
CONTRIB. TO OTH AGENCIES						
-ECONOMIC DEVELOPMENT CORPORATION	$ 289,867	$ 200,000	$ 200,000	$ 100,000	$ 100,000	$ -100,000
-HOUSING DEVELOPMENT CORPORATION	$	$ 20,000	$ 149,748	$ 150,000	$ 150,000	$ 252
-SOUTH COAST AIR QUALITY MANAGEMENT DISTRICT	$ 25,595	$	$	$	$	$
TOTAL - AID TO OTHER GOVERNMENTS AND NON-PROFIT ORGANIZATIONS	$ 315,462	$ 220,000	$ 349,748	$ 250,000	$ 250,000	$ -99,748

MISSION

The Aid to Other Governments and Nonprofit Organizations appropriation is a County policy budget. It provides financial assistance for the sponsorship of various activities and associations considered to be of benefit to the County and as specifically authorized by State law. This budget may also contain items which are entirely discretionary and based solely upon policy determinations by the Board.

The 1983-84 allowance of $349,748 provides for financial assistance to the Economic Development Corporation and the Housing Development Corporation for formation and development costs. An underexpenditure of $129,748 is anticipated due to continuing delays in the actual start up of the Housing Development Corporation.

The 1984-85 recommended budget provides funding for the fourth year contract costs of the Economic Development Corporation's program which includes attracting new business to areas with high unemployment and physical deterioration. Funding is also recommended to provide for developmental costs of the nonprofit Housing Development Corporation, whose purpose is to create affordable housing units in the County through various project financing, development, and marketing techniques and resources.

RECOMMENDED CHANGES FROM
1983-84 ADJUSTED ALLOWANCE

Other Changes

	Appropriation	Revenue	Net County Cost	Bud. Pos.
1	$ (-100,000)	$ --	$ (-100,000)	--

Reduction in Funding for the Economic Development Corporation: This year EDC has reached its four year goal of a constant annual funding level of $100,000 from the County. Funding at this reduced level is possible because EDC has made great strides in diversifying their funding base, enabling the Corporation to gain greater self-sufficiency.

2	$ 252	$ --	$ 252	--

Increased Funding for the Housing Development Corporation: This represents a minimal increase over the 1983-84 allowance of $149,748. Pending Board determination, but in light of the Board's concern and commitment to dealing with the problems of affordable housing in the County, a total of $150,000 is recommended to fund contract costs projected to arise with the anticipated establishment of HDC during 1984-85. In 1982-83, $200,000 was originally appropriated for start up and development costs of HDC. Due to continuing unanticipated delays, only $50,000 has been spent to date. It is anticipated that the Corporation will finally start up during 1984-85 and that the remaining $150,000 of the original $200,000 appropriation will be required to finance the program.

Total	$ (-99,748)	$ --	$ (-99,748)	--

ANIMAL CARE & CONTROL

FUNCTION: PUBLIC PROTECTION | FUND: GENERAL | ACTIVITY: OTHER PROTECTION

CLASSIFICATION	EXPENDITURES: ACTUAL PRIOR YEAR 1982-83	EXPENDITURES: ESTIMATED CURRENT YEAR 1983-84	APPROPRIATIONS: ADJUSTED ALLOWANCE 1983-84	APPROPRIATIONS: REQUESTED FISCAL YEAR 1984-85	APPROPRIATIONS: RECOMMENDED FISCAL YEAR 1984-85	APPROPRIATIONS: CHANGE FROM ADJ ALLOWANCE
SAL & EMP BEN	$ 4,457,226	$ 4,808,629	$ 4,628,539	$ 5,167,909	$ 5,104,539	$ 476,000
SVCS & SUPPS	1,123,902	1,342,500	1,407,500	1,542,569	1,492,835	85,335
OTH CHAR/USES	1,578	4,000	4,000	4,000	4,000	
FIXED ASSETS	2,917	4,420	8,420	20,240	18,720	10,300
GROSS APPROP	$ 5,585,623	$ 6,159,549	$ 6,048,459	$ 6,734,718	$ 6,620,094	$ 571,635
LESS INT TRF	52,966	50,196	45,196	45,196	50,196	5,000
NET APPROP	$ 5,532,657	$ 6,109,353	$ 6,003,263	$ 6,689,522	$ 6,569,898	$ 566,635
REVENUE	3,438,499	3,829,678	3,857,678	3,979,956	3,994,956	137,278
NET CO COST	$ 2,094,158	$ 2,279,675	$ 2,145,585	$ 2,709,566	$ 2,574,942	$ 429,357
BUDG POS	207.5		199.8	199.8	196.8	-3.0

WORKLOAD

Indicator	1981-82	1982-83	1983-84 Estimated	1984-85 Projected
Dogs Impounded	53,121	52,462	55,000	57,500
Cats Impounded	28,615	31,043	31,500	35,000
Licenses Issued	139,802	160,124	180,000	190,000

DEPARTMENTAL MISSION

The Department of Animal Care and Control has an integral role in preserving the public peace, health, and welfare of the residents of Los Angeles County. The Department is responsible for the regulation, licensing, caring, and controlling of animals in order to prevent damage to persons and property by animals, and to control sanitation, diseases, and noise problems associated with animals. Services are provided in the unincorporated areas of the County, as well as to requesting cities on a contract basis.

The Department's performance in the current fiscal year indicates that the Department will incur an increase in Net County Cost of approximately $134,090. This has resulted primarily from increased Salaries and Employee Benefits expenditures due to departmental efforts to maintain effective license revenue collection through full strength field levels. The overexpenditure in Salaries and Employee Benefits will be partially offset by savings in Services and Supplies and Fixed Assets.

For 1984-85, the workload of the Department of Animal Care and Control is expected to increase over the 1983-84 experience. The Department is projecting a 5.5% increase in license sales (in addition to the 31% increase since July, 1982), internal productivity improvements have resulted in a 7% increase in field service calls, animal sales are up by over 5% from previous years, and volunteer efforts have increased by 24%. The changes in funding requirements and service levels necessary to finance programs and absorb inflationary costs are described in the following:

RECOMMENDED CHANGES FROM
1983-84 ADJUSTED ALLOWANCE

Other Changes

	Appropriation	Revenue	Net County Cost	Bud. Pos.
1	$ 476,000	$ --	$ 476,000	(-3.0)

Salaries and Employee Benefits Adjustments: This reflects the cost of 1984-85 Salaries and Employee Benefits increases negotiated with employee bargaining units, effective September 1, 1984. No increases were allowed in 1983-84 and the first two months of 1984-85. This increased appropriation also reflects the cost to fund Board-approved reclassifications, deletion of vacant positions, and miscellaneous benefit adjustments.

2	$ 85,335	$ --	$ 85,335	--

Services and Supplies Increases: This reflects increases in reimbursable services provided by other County Departments, including increased data processing and communications expense, and miscellaneous adjustments.

3	$ 10,300	$ --	$ 10,300	--

Fixed Assets Increases: This reflects anticipated costs for replacement equipment and additional communications equipment expense.

4	$ (-5,000)	$ --	$ (-5,000)	--

Intrafund Transfer Increase: This reflects amount to be received from the Department of Health Services.

5	$ --	$ 137,278	$ (-137,278)	--

Revenue Increases: This reflects additional anticipated revenue due to an increase in license sales and in personnel services revenue.

Total	$ 566,635	$ 137,278	$ 429,357	(-3.0)

ARBORETA & BOTANIC GARDENS

FUNCTION: RECREATION & CULTURAL SERVICES
FUND: GENERAL
ACTIVITY: CULTURAL SERVICES

CLASSIFICATION	EXPENDITURES ACTUAL PRIOR YEAR 1982-83	EXPENDITURES ESTIMATED CURRENT YEAR 1983-84	APPROPRIATIONS ADJUSTED ALLOWANCE 1983-84	APPROPRIATIONS REQUESTED FISCAL YEAR 1984-85	APPROPRIATIONS RECOMMENDED FISCAL YEAR 1984-85	APPROPRIATIONS CHANGE FROM ADJ ALLOWANCE
SAL & EMP BEN	$ 2,392,095	$ 2,265,273	$ 2,258,574	$ 2,367,818	$ 2,363,475	$ 104,901
SVCS & SUPPS	286,869	407,176	407,176	548,177	688,177	281,001
OTH CHAR/USES	154,390					
FIXED ASSETS	2,061	5,000	5,000	44,190	5,000	
GROSS APPROP	$ 2,835,415	$ 2,677,449	$ 2,670,750	$ 2,960,185	$ 3,056,652	$ 385,902
NET APPROP	$ 2,835,415	$ 2,677,449	$ 2,670,750	$ 2,960,185	$ 3,056,652	$ 385,902
REVENUE	684,797	700,620	768,405	713,715	744,307	-24,098
NET CO COST	$ 2,150,618	$ 1,976,829	$ 1,902,345	$ 2,246,470	$ 2,312,345	$ 410,000
BUDG POS	88.7		82.6	81.8	81.8	-0.8

WORKLOAD

Indicator	1981-82	1982-83	1983-84 Estimated	1984-85 Projected
Attendance	798,297	754,851	765,300	792,500
School Field Trips	765	498	485	485
Developed Acreage	224.5	224.5	224.5	224.5

DEPARTMENTAL MISSION

The Department of Arboreta and Botanic Gardens was established by County ordinance and is responsible for the State and County Arboretum in Arcadia, Virginia Robinson Gardens in Beverly Hills, Descanso Gardens in La Canada-Flintridge, and the South Coast Botanic Gardens on Palos Verdes peninsula. Programs include public education and facilities management.

The Department's performance in the current fiscal year indicates that the Department will incur a Net County Cost overexpenditure of $74,484. This overexpenditure is primarily due to underrealization of admission and tram fee revenues.

The Arboreta's 1984-85 workload is expected to increase slightly over 1983-84 projections. Attendance at the various facilities is estimated to improve slightly creating an increase in admission and tram fee revenues over 1983-84 estimated/actuals. The changes in funding requirements and service levels necessary to finance high priority programs and to absorb inflationary costs are detailed in the following:

RECOMMENDED CHANGES FROM
1983-84 ADJUSTED ALLOWANCE

Program Changes

	Appropriation	Revenue	Net County Cost	Bud. Pos.
1	$ 200,000	$ --	$ 200,000	--

Arcadia Facility Improvements: This represents the County's share for proposed improvements at the Arcadia facility. The California Arboretum Foundation has agreed to join with the County in making these improvements and will provide $100,000 towards this program. Estimated total cost of this program is $300,000.

2	$ (-5,521)	$ --	$ (-5,521)	(-0.8)

Staffing Adjustments: Position adjustments are recommended to more accurately reflect current staffing requirements.

Other Changes

1	$ 110,422	$ --	$ 110,422	--

Salaries and Employee Benefits Adjustments: This reflects the cost of 1984-85 Salaries and Employee Benefits increases negotiated with employee bargaining units effective September 1, 1984. Increases were not allowed in 1983-84 and the first two months of 1984-85.

2	$ 81,001	$ --	$ 81,001	--

Services and Supplies Adjustments: This increase provides for necessary road and parking lot maintenance and installation of automatic sprinklers at the Arboreta's facilities. Funding for contract tree pruning/removal in the amount of $30,000 is also included in the recommended budget.

3	$ --	$ (-24,098)	$ 24,098	--

Revenue Reduction: This adjustment is required to more accurately reflect anticipated revenue generation. Reduction of admission and tram fee revenue is recommended based on current experience.

Total	$ 385,902	$ (-24,098)	$ 410,000	(-0.8)

ASSESSOR

FUNCTION
GENERAL

FUNDS
GENERAL

ACTIVITY
FINANCE

CLASSIFICATION	EXPENDITURES ACTUAL PRIOR YEAR 1982-83	EXPENDITURES ESTIMATED CURRENT YEAR 1983-84	APPROPRIATIONS ADJUSTED ALLOWANCE 1983-84	APPROPRIATIONS REQUESTED FISCAL YEAR 1984-85	APPROPRIATIONS RECOMMENDED FISCAL YEAR 1984-85	APPROPRIATIONS CHANGE FROM ADJ ALLOWANCE
SAL & EMP BEN	$ 33,895,226	$ 34,383,809	$ 33,423,088	$ 35,644,466	$ 35,606,201	$ 2,183,113
SVCS & SUPPS	8,252,993	8,309,218	7,487,972	10,894,309	10,868,178	3,380,206
FIXED ASSETS	4,038	39,623	36,508	85,641	70,541	34,033
GROSS APPROP	$ 42,152,257	$ 42,732,650	$ 40,947,568	$ 46,624,416	$ 46,544,920	$ 5,597,352
LESS INT TRF	55,924	36,028	36,028	81,880	36,905	877
NET APPROP	$ 42,096,333	$ 42,696,622	$ 40,911,540	$ 46,542,536	$ 46,508,015	$ 5,596,475
REVENUE	290,375	310,700	1,456,700	1,466,800	1,571,800	115,100
NET CO COST	$ 41,805,958	$ 42,385,922	$ 39,454,840	$ 45,075,736	$ 44,936,215	$ 5,481,375
BUDG POS	1,099.0		1,099.0	1,099.9	1,070.0	-29.0

WORKLOAD

Indicator	1981-82	1982-83	1983-84 Estimated	1984-85 Projected
Assessable Parcels	2,441,507	2,475,000	2,510,000	2,533,500
Personal Property Audits	9,707	9,000	12,000	10,000
Business Appraisal Locations	340,779	353,000	360,000	360,000
Exemptions	1,154,720	1,163,000	1,175,000	1,185,000
Changes of Ownership	208,098	200,000	220,000	250,000
New Construction	129,427	102,000	112,000	124,000

DEPARTMENTAL MISSION

The Office of Assessor has the legal responsibility for equitable assessment of all taxable property within the County, preparation of the Assessment Roll, and processing of exemption claims as provided by State law. In addition, the Assessor must process ownership changes, update map records and legal property descriptions, and provide support to the Assessment Appeals Board. During 1983-84, primary efforts were devoted to reappraisals of transferred property, new construction, mobile homes, owned and cooperative apartments, and valuation of property leased for more than 35 years.

The Department's current year performance reflects an anticipated overexpenditure resulting from implementation of SB 813 (Property Tax Acceleration legislation). The Revenue estimate shown for the Department reflects only revenue credited directly to the Office of Assessor. However, it is anticipated that additional offsetting revenue will be received by the County due to SB 813 and additional nonmandatory audits.

During 1984-85, it is anticipated that the operations of the Office of Assessor will be significantly impacted by the implementation of SB 813. Increases in positions and appropriation for this program are partially offset by a planned reduction in normal departmental operations.

RECOMMENDED CHANGES FROM
1983-84 ADJUSTED ALLOWANCE

Program Changes

	Appropriation	Revenue	Net County Cost	Bud. Pos.
1	$ 4,884,165	$ --	$ 4,884,165	7.5

Allowance for Implementation of Property Tax Acceleration Legislation: This reflects the addition for implementation of SB 813 (Property Tax Acceleration legislation).

2	$ (-939,466)	$ --	$ (-939,466)	(-28.5)

Staffing Reductions: These reductions are part of the Department's three-year plan for an orderly diminution of staff through attrition.

Other Changes

1	$ 1,416,695	$ --	$ 1,416,695	--

Salaries and Employee Benefits Adjustments: This reflects the cost of 1984-85 Salaries and Employee Benefits increases negotiated with employee bargaining units effective September 1, 1984. Also included are adjustments to reflect salary experience and the allowance for use of retired employees.

2	$ --	$ --	$ --	(-8.0)

Early Separation Program: This reflects the net savings from Board-approved early separation of fourteen management positions. Pending further Board determination, the savings has been reserved to fund management incentives and program expansion.

3	$ 235,081	$ --	$ 235,081	--

Miscellaneous Adjustments: This reflects various Services and Supplies increases, funding for a clerical efficiency study, an additional allowance for replacement and productivity enhancement equipment, and an increase in reimbursable services.

4	$ --	$ 115,100	$ (-115,100)	--

Revenue Adjustments: This reflects increased revenue from nonmandatory audits.

Total	$ 5,596,475	$ 115,100	$ 5,481,375	(-29.0)

AUDITOR-CONTROLLER

FUNCTION: GENERAL | FUND: GENERAL | ACTIVITY: FINANCE

CLASSIFICATION	EXPENDITURES: ACTUAL PRIOR YEAR 1982-83	EXPENDITURES: ESTIMATED CURRENT YEAR 1983-84	APPROPRIATIONS: ADJUSTED ALLOWANCE 1983-84	APPROPRIATIONS: REQUESTED FISCAL YEAR 1984-85	APPROPRIATIONS: RECOMMENDED FISCAL YEAR 1984-85	APPROPRIATIONS: CHANGE FROM ADJ ALLOWANCE
SAL & EMP BEN	$ 10,817,610	$ 10,907,146	$ 10,874,455	$ 12,410,730	$ 11,870,263	$ 995,808
SVCS & SUPPS	6,143,808	7,859,711	7,101,745	7,649,063	7,374,706	272,961
FIXED ASSETS	5,637	3,855	3,355	88,797	69,682	66,327
GROSS APPROP	$ 16,967,055	$ 18,770,712	$ 17,979,555	$ 20,148,590	$ 19,314,651	$ 1,335,096
LESS INT TRF	6,692,840	7,403,883	7,364,383	8,002,462	8,052,057	687,674
NET APPROP	$ 10,274,215	$ 11,366,829	$ 10,615,172	$ 12,146,128	$ 11,262,594	$ 647,422
REVENUE	2,297,948	1,050,632	1,044,205	1,093,463	1,093,738	49,533
NET CO COST	$ 7,976,267	$ 10,316,197	$ 9,570,967	$ 11,052,665	$ 10,168,856	$ 597,889
BUDG POS	380.8		367.0	387.0	372.0	5.0

WORKLOAD

Indicator	1981-82	1982-83	1983-84 Estimated	1984-85 Projected
Warrants Issued	8,335,931	8,204,036	8,591,340	8,579,300

DEPARTMENTAL MISSION

The Auditor-Controller is the chief accounting officer for the County. Mandated by the California Constitution and County Charter, the Auditor-Controller serves as auditor, accounting officer, controller and paymaster for the County and all Special Districts and Enterprise Funds under the control of the Board of Supervisors. The primary duties and responsibilities of the Department are to develop accounting procedures, to maintain financial accounts for all departments and agencies, and to conduct audits as prescribed by law. Further, the Auditor-Controller prepares and issues the County payroll, processes financial claims against the County, and performs various accounting and auditing functions as directed by the Board of Supervisors.

The Department's performance in the current fiscal year indicates a Net County Cost overexpenditure of $745,230. This results directly from the implementation of Senate Bill 813 (Chapter 498, Statutes of 1983), which requires immediate reappraisal for current changes in property ownership and new construction. Costs incurred by this mandate will be totally offset by additional revenue to the County General Fund.

The recommended Net County Cost of $10,168,856 reflects full year funding for the implementation of Senate Bill 813 and the Board-approved Thrift Plan for County employees. Also included is funding for mandated Municipal Court audits, which will provide the necessary review to assist in correcting accounting problems, and the electronic data processing audits, which will assure continued fiscal integrity within the purview of decentralized County data processing operations. Six positions are deleted as a result of productivity improvement through the Department's Group Performance and Control Program. The savings associated with the deleted positions are committed to fund 1984-85 operations. Further, 2.0 positions are deleted as a result of the Early Separation Program. All savings resulting from this program are committed to fund 1984-85 program enhancements and management incentives.

RECOMMENDED CHANGES FROM 1983-84 ADJUSTED ALLOWANCE

Program Changes

	Appropriation	Revenue	Net County Cost	Bud. Pos.
1	$ 53,889	$ --	$ 53,889	2.0

Thrift Plan: Additional positions are required to implement the Board-approved Thrift Plan for County employees. Application processing, contribution accounting and earnings distribution to employees' accounts will be provided.

2	$ 460,313	$ --	$ 460,313	4.0

Senate Bill 813: A total of 4.0 positions is required to implement the floating lien date provisions of SB 813. Costs incurred by this mandate will be totally offset by additional revenue to the County General Fund.

3	$ (-45,471)	$ --	$ (-45,471)	3.0

Contract and Productivity Improvement Analysis: Reflects 3.0 positions required to review contracting and productivity improvement studies from County departments prior to submission to the Board.

Other Changes

1	$ 657,815	$ --	$ 657,815	--

Salaries and Employee Benefits Adjustments: This reflects the costs of 1984-85 Salaries and Employee Benefits increases negotiated with employee bargaining units effective September 1, 1984. No increases were allowed in 1983-84 or the first two months of 1984-85.

2	$ (-143,183)	$ --	$ (-143,183)	(-6.0)

Productivity Improvements: This reflects the deletion of 6.0 positions as a result of productivity improvement through the Department's Group Performance and Control Program.

3	$ --	$ --	$ --	(-2.0)

Early Separation Plan: Reflects savings from the Board-approved early separation of two management positions. Pending further Board determination, savings have been reserved to fund management incentives and program expansions.

4	$ (-366,530)	$ --	$ (-366,530)	--

Reimbursable Expenses: This reflects reimbursement provided by other County departments for accounting and auditing services.

5	$ --	$ 49,533	$ (-49,533)	--

Revenue Increases: This reflects increases associated with benefit assessments and contracted travel services, partially offset by a decrease in the direct deposit contract with the credit union.

6	$ 108,482	$ --	$ 108,482	4.0

Audits: This reflects the additional funding required to assist with the mandated two year Municipal Courts audit cycle and the auditing of decentralized electronic data processing operations.

7	$ (-77,893)	$ --	$ (-77,893)	--

Miscellaneous Adjustments: This reflects savings associated with various Services and Supplies.

Total	$ 647,422	$ 49,533	$ 597,889	5.0

BEACHES AND HARBORS

FUNCTION: RECREATION & CULTURAL SERVICES | FUND: GENERAL | ACTIVITY: RECREATION FACILITIES

CLASSIFICATION	EXPENDITURES: ACTUAL PRIOR YEAR 1982-83	EXPENDITURES: ESTIMATED CURRENT YEAR 1983-84	APPROPRIATIONS: ADJUSTED ALLOWANCE 1983-84	APPROPRIATIONS: REQUESTED FISCAL YEAR 1984-85	APPROPRIATIONS: RECOMMENDED FISCAL YEAR 1984-85	APPROPRIATIONS: CHANGE FROM ADJ ALLOWANCE
SAL & EMP BEN	$ 12,476,247	$ 13,524,258	$ 13,691,503	$ 14,840,664	$ 13,330,918	$ -360,585
SVCS & SUPPS	2,285,568	1,752,862	1,752,862	4,467,000	3,380,879	1,628,017
OTH CHAR/USES	18,386					
FIXED ASSETS	60,760	21,200	21,200	176,000	37,580	16,380
GROSS APPROP	$ 14,840,961	$ 15,298,320	$ 15,465,565	$ 19,483,664	$ 16,749,377	$ 1,283,812
LESS INT TRF	1,986,377	52,000	52,000	52,000	52,000	
NET APPROP	$ 12,854,584	$ 15,246,320	$ 15,413,565	$ 19,431,664	$ 16,697,377	$ 1,283,812
REVENUE	6,930,532	7,218,643	7,574,667	8,200,000	7,756,771	182,104
NET CO COST	$ 5,924,052	$ 8,027,677	$ 7,838,898	$ 11,231,664	$ 8,940,606	$ 1,101,708
BUDG POS	422.5		415.6	428.4	385.2	-30.4

WORKLOAD

Indicator	1981-82	1982-83	1983-84 Estimated	1984-85 Projected
Beaches Program				
- Miles of Beaches Protected and Maintained	31.6	31.6	31.6	30.9
- Beach Rescues	8,055	11,092	16,200	17,900
- Parking Lots Operated and Maintained	20	19	20	18
Harbor Program				
- Number of Patrol Responses	2,289	2,268	2,100	--
- Acres of Marina Improved Public Land Areas	61.7	61.7	61.7	61.7
- Premise Maintenance Inspection Performed	460	306	306	306
- Lease Documents Processed	131	128	158	174
- Number of Public Contacts at Information Center	4,038	10,118	12,700	16,900
- Parking Lots Operated and Maintained	14	14	14	14

DEPARTMENTAL MISSION

The Department of Beaches and Harbors was created by the Board of Supervisors on May 11, 1982, to consolidate the functions of the former Departments of Beaches, Small Craft Harbors, and Marina Enterprise Fund. The primary responsibilities of the Department are to administer and supervise the development, maintenance, and operation of the Small Craft Harbor, the County operated beaches, and shoreline areas bordering the Pacific Ocean, and to provide for the public safety. The Department's harbor activities are fully offset by Marina Enterprise Fund revenue.

The Department will incur a Net County Cost overexpenditure of $188,779 in the current fiscal year. This overexpenditure reflects underrealized revenue from parking lot operations offset in part by departmental imposed controls on hiring. To some degree, both reductions were related to poor weather conditions last summer. In spite of fiscal difficulties, the Department managed to carryout beach safety functions and increase productivity through contracting.

For 1984-85, the recommendations include an increased Net County Cost of $1,101,708. This change totally finances negotiated Salaries and Employee Benefits increases of $617,362, provides $1.5 million for beach facility refurbishment, and adequately finances other operational needs as well. Revenues from Recreational Vehicle Campgrounds established for the Olympics and the State Park Bond measure have significantly offset overall requirements. The 1984-85 recommendations also reflect the Board-approved transfer of the Harbor Patrol function to the Sheriff and the implementation of the Early Separation Program which includes two management positions.

RECOMMENDED CHANGES FROM
1983-84 ADJUSTED ALLOWANCE

Program Changes

	Appropriation	Revenue	Net County Cost	Bud. Pos.
1	$ 93,720	$ 466,000	$ (-372,280)	--

Olympic Recreational Vehicle Campgrounds: This recommendation includes salaries for parking lot attendant and grounds maintenance staff, and provides for Services and Supplies expenses connected with use of portable toilets and waste removal. Revenue is estimated by the Department based on facility usage at $30 per day per recreational vehicle.

2	$ (-35,339)	$ (-56,000)	$ 20,661	(-1.7)

Terminate Malibu Pier Operating Agreement: Appropriation for ocean lifeguarding and parking lot operations and revenue from parking fees are being deleted in accordance with the Board-approved termination of the Malibu Pier Operating Agreement with the State. A Net County Cost is shown as the Board action was taken in a broader context wherein overall costs (including repair work required to make the pier safe) would exceed revenue over future years.

3	$ (-27,240)	$ --	$ (-27,240)	(-1.5)

Non-operative Parking Control Pilot: Recurrent parking control staff are being deleted as the program has not proven to be cost effective.

4	$ (-1,171,204)	$(-1,171,204)	$ --	(-30.3)

Harbor Patrol Transfer: Reflects the Board-approved transfer of the Harbor Patrol function to the Sheriff effective April 1, 1984.

5	$ 40,157	$ --	$ 40,157	1.0

Safety Officer: This position is recommended to enable the Department to develop and implement a comprehensive Return-to-Work/Safety Program, thereby reducing injuries and associated costs.

6	$ 19,700	$ --	$ 19,700	--

Fixed Assets - Paramedic Program: Funding is recommended to purchase equipment needed to bring the Zuma/Catalina paramedic operation up to standards recognized for Forester and Fire Warden paramedics.

7	$ 13,440	$ --	$ 13,440	0.5

Junior Lifeguard Program Supervisor: Additional staff is recommended to supervise Ocean Lifeguards involved in Junior Lifeguard activities in order to free permanent staff for more critical public safety activities.

8	$ 76,212	$ --	$ 76,212	2.0

Revenue Property Programs - Beaches: Funding for additional staff is recommended to develop plans for beach property improvement and advertising to increase revenues.

9	$ 31,404	$ --	$ 31,404	1.0

Operating Agreement Renegotiation: Funding is recommended for an additional position to renegotiate contracts with cities and the State to reduce County liabilities and in some instances obtain commitments from cities to share financing of beach lifeguarding and sanitation requirements.

Other Changes

	Appropriation	Revenue	Net County Cost	Bud. Pos.
1	$ 677,841	$ 149,854	$ 527,987	--

Salaries and Employee Benefits Adjustments: This primarily reflects the costs of 1984-85 Salaries and Employee Benefits increases of $617,362 negotiated with employee bargaining units effective September 1, 1984. The balance of increase is related to reduced vacancies and various salary adjustments including reclassifications. Revenue shown is to be payable from the Marina Enterprise Fund for Marina management, beach safety, and sanitation services provided at the Marina.

2	$ --	$ 43,454	$ (-43,454)	--

Other Revenue Changes: This primarily reflects increases for rents and concessions, and the proper budgeting of full overhead at the Marina, offset in part by decreased parking lot fee collections.

3	$ 59,417	$ --	$ 59,417	--

Miscellaneous Adjustments: This primarily reflects increased costs for services received from other County departments, increased dumping fees and other miscellaneous operational expenditure increases, offset by reduced contract costs for security guards and beach cleanup.

4	$ (-3,320)	$ --	$ (-3,320)	--

Other Fixed Assets: This reflects a retained funding level sufficient to replace paramedic equipment, acquire new equipment for the Junior Lifeguard program, and purchase new equipment essential for the proper maintenance of beach cleaning equipment.

5	$ --	$ --	$ --	(-2.0)

Early Separation Program: Reflects savings from Board-approved early separation of two management positions. Pending further Board determination, savings have been reserved to fund management incentives.

6	$ 9,024	$ --	$ 9,024	0.6

Pacific Avenue Parking Lot: Funding is recommended for 1 Parking Lot Attendant to work at a lot newly operated this year. The lot produces a positive net income.

7	$ 1,500,000	$ 750,000	$ 750,000	--

Beach Facilities Refurbishment: Reflects funding for replacement of lifeguard towers, landscaping, restrooms, parking lots, piers, concession buildings, access roads, and walkways. Also included are repairs to walls, fencing, jetties, and seawalls. The need for these repairs is interwoven into the issue of County liability. A possible financing source is a State Park Bond measure scheduled for voter consideration this June. This is anticipated to be a two year project.

Total	$ 1,283,812	$ 182,104	$ 1,101,708	(-30.4)

BOARD OF SUPERVISORS

FUNCTION: GENERAL | FUND: GENERAL | ACTIVITY: LEGISLATIVE & ADMINISTRATIVE

CLASSIFICATION	EXPENDITURES: ACTUAL PRIOR YEAR 1982-83	EXPENDITURES: ESTIMATED CURRENT YEAR 1983-84	APPROPRIATIONS: ADJUSTED ALLOWANCE 1983-84	APPROPRIATIONS: REQUESTED FISCAL YEAR 1984-85	APPROPRIATIONS: RECOMMENDED FISCAL YEAR 1984-85	CHANGE FROM ADJ ALLOWANCE
SAL & EMP BEN	$ 6,069,654	$ 6,108,918	$ 6,357,059	$ 7,123,422	$ 7,123,422	$ 766,363
SVCS & SUPPS	1,988,698	2,386,648	2,092,648	2,956,389	2,956,389	863,741
FIXED ASSETS	20,404	30,000	15,000	15,000	15,000	
GROSS APPROP	$ 8,078,756	$ 8,525,566	$ 8,464,707	$ 10,094,811	$ 10,094,811	$ 1,630,104
LESS INT TRF	307,150	583,475	733,411	523,831	523,831	-209,580
NET APPROP	$ 7,771,606	$ 7,942,091	$ 7,731,296	$ 9,570,980	$ 9,570,980	$ 1,839,684
REVENUE	43,679	35,000	45,000	275,950	275,950	230,950
NET CO COST	$ 7,727,927	$ 7,907,091	$ 7,686,296	$ 9,295,030	$ 9,295,030	$ 1,608,734
BUDG POS	174.9		174.9	178.6	178.6	3.7

DEPARTMENTAL MISSION

The Board of Supervisors governs the Los Angeles County unincorporated area and directs overall operations of the various County departments and districts. The Executive Office of the Board of Supervisors distributes and retains records on all official acts of the Board of Supervisors. The Executive Office also furnishes staff support to commissions and committees, processes assessment appeals, and provides clerical and accounting services to other County departments on a contract basis.

In 1983-84, as a result of increased responsibilities attributable to the passage of SB 813, the Board of Supervisors Net County Cost will be exceeded by $220,795, offset by additional revenue realized by the County. Projected charges to other County departments and Revenues were underrealized because of decreased requests for temporary clerical service and fewer school bond sales due to unfavorable market conditions.

In 1984-85, expenditures will increase due to inflation, negotiated Salaries and Employee Benefits increases, full year implementation of SB 813, and reflection of actual operating costs. Revenues will be augmented by Assessment Appeals filing fees and reimbursement for services rendered to the Flood Control District, Public Library, and the Road Department, but charges to other departments will decrease as a result of fewer requests for service.

RECOMMENDED CHANGES FROM 1983-84 ADJUSTED ALLOWANCE

Other Changes

	Appropriation	Revenue	Net County Cost	Bud. Pos.
1	$ 1,630,104	$ --	$ 1,630,104	3.7

Various Salaries and Employee Benefits and Services and Supplies Adjustments: A portion of the increase is due to negotiated salary increases and other inflationary costs; the remainder is based on actual current year expenditures. The added positions are offset by SB 813 revenue.

	Appropriation	Revenue	Net County Cost	Bud. Pos.
2	$ 209,580	$ --	$ 209,580	--

Intrafund Transfer Decrease: Road Department, Public Library, and Flood Control District reimbursement are now reflected as Revenue. Also, requirements for temporary clerical services have declined.

3	$ --	$ 230,950	$ (-230,950)	--

Revenue Increase: Revenue will increase due to reflection of Road Department, Public Library, and Flood Control District reimbursement. The Department also anticipates approval of an increase in Assessment Appeals filing fees.

Total	$ 1,839,684	$ 230,950	$ 1,608,734	3.7

BUILDING SERVICES

FUNCTION: GENERAL | FUND: GENERAL | ACTIVITY: PROPERTY MANAGEMENT

CLASSIFICATION	EXPENDITURES: ACTUAL PRIOR YEAR 1982-83	EXPENDITURES: ESTIMATED CURRENT YEAR 1983-84	APPROPRIATIONS: ADJUSTED ALLOWANCE 1983-84	APPROPRIATIONS: REQUESTED FISCAL YEAR 1984-85	APPROPRIATIONS: RECOMMENDED FISCAL YEAR 1984-85	APPROPRIATIONS: CHANGE FROM ADJ ALLOWANCE
SAL & EMP BEN	$ 35,763,726	$ 34,209,192	$ 36,004,057	$ 35,094,860	$ 35,326,733	$ -677,324
SVCS & SUPPS	3,134,549	5,194,429	4,609,181	5,966,954	6,691,549	2,082,368
FIXED ASSETS	80,938	72,491	72,491	55,440	81,345	8,854
GROSS APPROP	$ 38,979,213	$ 39,476,112	$ 40,685,729	$ 41,117,254	$ 42,099,627	$ 1,413,898
LESS INT TRF	8,222,168	7,958,099	8,389,828	8,717,875	8,533,189	143,361
NET APPROP	$ 30,757,045	$ 31,518,013	$ 32,295,901	$ 32,399,379	$ 33,566,438	$ 1,270,537
REVENUE	19,983,537	21,061,791	22,572,390	22,675,868	22,660,820	88,430
NET CO COST	$ 10,773,508	$ 10,456,222	$ 9,723,511	$ 9,723,511	$ 10,905,618	$ 1,182,107
BUDG POS	1,751.6		1,689.0	1,533.7	1,496.1	-192.9

WORKLOAD

Indicator	1981-82	1982-83	1983-84 Estimated	1984-85 Projected
Custodial Square Footage Maintained	22,436,477	21,644,888	19,958,280	19,009,799
Glass Pane Square Footage Maintained	3,650,000	3,452,325	3,305,451	3,148,443
Light Fixtures Maintained	175,000	165,001	146,557	140,035
Elevators Operated	19	19	15	15
Carpeting Square Footage Maintained	4,000,000	3,997,810	3,555,544	3,386,656
Parking Lot Square Footage Maintained	17,503,501	16,423,576	15,551,748	14,330,601
Number of Contracts Administered	2	8	25	30

DEPARTMENTAL MISSION

The Department of Building Services provides custodial maintenance, manages custodial services contracts, elevator operator services, window washing, pest extermination, lighting fixture cleaning, parking lot sweeping, and floor care cleaning to various County-owned and leased facilities including hospitals.

The Department's performance in the current year indicates that the Department will incur a Net County Cost deficit of $732,711. This results from the accelerated implementation of the Harbor/UCLA Medical Center Custodial Services contract and the closure of the Long Beach General Hospital and the under recovery of revenue due to insufficient custodial staffing in revenue generating facilities.

In 1984-85, the Department's workload is expected to continue to decline. The recommendations include significant decreases in Revenue as a result of contracting custodial services at the Harbor/UCLA Medical Center, Mira Loma and Olive View Hospitals, and the closure of Long Beach Hospital. The proposed budget includes the elimination of 133.9 positions due to contracting, and 12.0 positions eliminated because of the need to absorb salary increases. In anticipation of contracting custodial services at the Music Center, 35.0 positions have been deleted. Two positions were deleted as a result of the departmental reorganization, and 10.0 positions deleted as a result of the Early Separation Program. We anticipate no actual layoffs of permanent employees due to the Department's large number of vacant positions.

RECOMMENDED CHANGES FROM
1983-84 ADJUSTED ALLOWANCE

Program Changes

	Appropriation	Revenue	Net County Cost	Bud. Pos.
1	$ 1,944,488	$ 821,875	$ 1,122,613	--

Custodial Services Contracting Program: This reflects an increase to cover the cost of contracts along with increases associated with contract monitoring. It also reflects decreased costs related to reduced workload.

2	$ (-1,616,980)	$(-1,616,980)	$ --	(-168.9)

Position Reduction Associated with Contracted Workload: This reflects positions deleted due to contracted workload during 1983-84. Additionally, 35.0 positions have been deleted in anticipation of contracting custodial services at the Music Center complex.

3	$ 404,288	$ --	$ 404,288	--

Supplemental Custodial Services: This reflects the addition of funds to provide for 35.0 temporary custodians to supplement custodial services in the Superior and Municipal Courts. The hiring of temporary custodians allows the Department to provide custodial services to the courts, while maintaining the flexibility to contract custodial services at selected court facilities.

4	$ (-252,104)	$ --	$ (-252,104)	(-14.0)

Departmental Reorganization and Realignment: This reflects net position deletions resulting from the Department reorganization. It also includes the deletion of positions and employee benefits required to absorb salary increases.

5	$ 8,854	$ --	$ 8,854	--

Parking Lot Machine Scrubber: This reflects a net increase in Fixed Assets to cover the cost of a Tenant Industrial Scrubber, offset by a reduced level of funding for acquisition of new equipment. The scrubber is needed to eliminate the build-up of oil leaks in County parking lots, which have caused an increasing number of injuries to County employees.

Other Changes

1	$ 953,808	$ 679,136	$ 274,672	--

Salaries and Employee Benefits Adjustments: This reflects the cost of 1984-85 Salaries and Employee Benefits increases negotiated with employee bargaining units, effective September 1, 1984. No increases were allowed in 1983-84 and the first two months of 1984-85. This also reflects adjustments based on employees reaching the top salary step and the reduction of vacant positions.

2	$ (-82,617)	$ --	$ (-82,617)	(-10.0)

Early Separation Program: This reflects the net savings from Board-approved early separation of seven mangement positions. Pending further Board determination, a portion of the savings has been reserved to fund management incentives. The remainder of these savings is being used to avoid program curtailments.

3	$ (-89,200)	$ --	$ (-89,200)	--

Intrafund Transfer Rate Increases: This reflects increases due to salary charges offset by decreases resulting from contracting custodial services at the Music Center and accounting adjustments.

4	$ --	$ 204,399	$ (-204,399)	--

Revenue Changes: This reflects increases due to salary charges offset by a decrease of revenue resulting from contracting custodial services workload at Harbor/UCLA Medical Center and Mira Loma Hospital, and the closure of Long Beach General Hospital.

Total	$ 1,270,537	$ 88,430	$ 1,182,107	(-192.9)

CHILD ABUSE PREVENTION PROGRAM

FUNCTION: PUBLIC ASSISTANCE | FUND: GENERAL | ACTIVITY: OTHER ASSISTANCE

CLASSIFICATION	EXPENDITURES: ACTUAL PRIOR YEAR 1982-83	EXPENDITURES: ESTIMATED CURRENT YEAR 1983-84	APPROPRIATIONS: ADJUSTED ALLOWANCE 1983-84	APPROPRIATIONS: REQUESTED FISCAL YEAR 1984-85	APPROPRIATIONS: RECOMMENDED FISCAL YEAR 1984-85	APPROPRIATIONS: CHANGE FROM ADJ ALLOWANCE
SVCS & SUPPS	$	$	$	$ 2,088,540	$ 2,088,540	$ 2,088,540
GROSS APPROP	$	$	$	$ 2,088,540	$ 2,088,540	$ 2,088,540
NET APPROP	$	$	$	$ 2,088,540	$ 2,088,540	$ 2,088,540
REVENUE				2,088,540	2,088,540	2,088,540
NET CO COST	$	$	$	$	$	$

MISSION

On October 1, 1982, Chapter 1398 of 1982 (AB 1733) became law. This statute appropriated $10 million for community-based child abuse and neglect prevention programs statewide to be available through Fiscal Year 1983-84. The County of Los Angeles received an allocation of $2,145,293.

The County currently contracts with 23 agencies that provide child, family and individual counseling, self-help groups, respite care, parenting education, therapeutic day care and other related social services. Funds for these contracts were encumbered during Fiscal Year 1982-83.

Based on the Governor's budget, the Child Abuse Prevention Program appropriation for 1984-85 is recommended at the same funding level as that provided by Chapter 1398 of 1982.

RECOMMENDED CHANGES FROM 1983-84 ADJUSTED ALLOWANCE

Program Changes

	Appropriation	Revenue	Net County Cost	Bud. Pos.
1	$ 2,088,540	$ 2,088,540	$ --	--

State Program: The Governor has included General Funds to continue, at the same level, a program of community-based child abuse and neglect programs initially created by Chapter 1398 of 1982. Since the funds originally appropriated were encumbered in 1982-83, they do not appear in the 1983-84 allowance or 1983-84 estimated/actual.

Total	$ 2,088,540	$ 2,088,540	$ --	--

CIVIL SERVICE COMMISSION

FUNCTION GENERAL | FUND GENERAL | ACTIVITY PERSONNEL

CLASSIFICATION	EXPENDITURES ACTUAL PRIOR YEAR 1982-83	EXPENDITURES ESTIMATED CURRENT YEAR 1983-84	APPROPRIATIONS ADJUSTED ALLOWANCE 1983-84	APPROPRIATIONS REQUESTED FISCAL YEAR 1984-85	APPROPRIATIONS RECOMMENDED FISCAL YEAR 1984-85	CHANGE FROM ADJ ALLOWANCE
SAL & EMP BEN	$ 229,286	$ 188,718	$ 209,776	$ 213,442	$ 215,077	$ 5,301
SVCS & SUPPS	175,023	162,044	162,044	202,547	184,353	22,309
FIXED ASSETS		2,445	2,445			-2,445
GROSS APPROP	$ 404,309	$ 353,207	$ 374,265	$ 415,989	$ 399,430	$ 25,165
NET APPROP	$ 404,309	$ 353,207	$ 374,265	$ 415,989	$ 399,430	$ 25,165
REVENUE	13,048	1,866	1,866	2,444	2,444	578
NET CO COST	$ 391,261	$ 351,341	$ 372,399	$ 413,545	$ 396,986	$ 24,587
BUDG POS	7.0		6.0	6.0	6.0	

WORKLOAD

Indicator	1981-82	1982-83	1983-84 Estimated	1984-85 Projected
Regular Meetings	52	52	52	52
Special Meetings	2	--	--	2
Hearing Days	354	286	242	272

MISSION

The Civil Service Commission, established by County Charter, is primarily an appellate body responsible for the adjudication of appeals within the Civil Service System. The County Charter establishes authority for the Commission to review actions taken by County departments, including discharge and charges of discrimination. The Civil Service Rules empower the Civil Service Commission to review appeals of actions taken by the Director of Personnel as they pertain to those portions of examinations which are rated and on suspensions in excess of five days.

The staff provides administrative support and consultation services for the Commission, County departments, and employee representation groups concerning any particular appeal. The Commission staff coordinates and monitors hearings and the conduct of hearing officers and their work product.

The Commission's performance in the current fiscal year indicates that the Commission will achieve a Net County Cost savings of $21,058 by year end. This results primarily from a higher than anticipated vacancy factor.

For 1984-85 the budget recommendations for the Civil Service Commission provides funding for Salaries and Employee Benefits increases negotiated with employee bargaining units. On February 28, 1984 the Board of Supervisors approved an increase in the per diem rate from $170 to $220 for hearing officers. Recommended funding reflects the increased rate, provides for a workforce of six permanent employees, assumes an increase in the cost associated with conducting Commission hearings during 1984-85, and anticipates an increase in the number of hearing reports.

RECOMMENDED CHANGES FROM
1983-84 ADJUSTED ALLOWANCE

Other Changes

	Appropriation	Revenue	Net County Cost	Bud. Pos.
1	$ 5,301	$ --	$ 5,301	--

Salaries and Employee Benefits Adjustments: This reflects the cost of 1984-85 Salaries & Employee Benefits increases negotiated with employee bargaining units, effective September 1, 1984. No increases were allowed in 1983-84 and the first two months of 1984-85.

2	$ 36,983	$ --	$ 36,983	--

Hearing Officer Fees: This reflects an increase in funding from $170 to $220 per day for persons providing hearing officer services for the Commission.

3	$ (-2,445)	$ --	$ (-2,445)	--

Fixed Assets: This reflects a decrease in requested funding for 1984-85 Fixed Assets.

4	$ --	$ 578	$ (-578)	--

Revenue Increase: This reflects an increase of $578 in revenue anticipated from photocopying services; and providing hearing services to contract cities.

5	$ (-14,674)	$ --	$ (-14,674)	--

Miscellaneous Services and Supplies Adjustments: This reflects a net decrease in general office supplies requirements, reporting and transcribing services, and various other professional services.

Total	$ 25,165	$ 578	$ 24,587	--

FUNCTION: GENERAL | FUND: GENERAL | ACTIVITY: COMMUNICATIONS

CLASSIFICATION	EXPENDITURES: ACTUAL PRIOR YEAR 1982-83	EXPENDITURES: ESTIMATED CURRENT YEAR 1983-84	APPROPRIATIONS: ADJUSTED ALLOWANCE 1983-84	APPROPRIATIONS: REQUESTED FISCAL YEAR 1984-85	APPROPRIATIONS: RECOMMENDED FISCAL YEAR 1984-85	CHANGE FROM ADJ ALLOWANCE
SAL & EMP BEN	$ 15,218,444	$ 15,577,696	$ 16,112,531	$ 18,801,232	$ 17,064,718	$ 952,187
SVCS & SUPPS	4,696,264	6,775,770	7,126,750	8,293,799	7,126,750	
OTH CHAR/USES	11,167					
FIXED ASSETS	151,578	12,200	12,200	150,000	75,000	62,800
GROSS APPROP	$ 20,077,453	$ 22,365,666	$ 23,251,481	$ 27,245,031	$ 24,266,468	$ 1,014,987
LESS INT TRF	6,602,317	13,954,994	14,465,955	21,785,225	13,674,921	-791,034
NET APPROP	$ 13,475,136	$ 8,410,672	$ 8,785,526	$ 5,459,806	$ 10,591,547	$ 1,806,021
REVENUE	3,532,911	3,105,287	3,241,045	3,899,723	4,895,394	1,654,349
NET CO COST	$ 9,942,225	$ 5,305,385	$ 5,544,481	$ 1,560,083	$ 5,696,153	$ 151,672
BUDG POS	576.7		562.9	619.0	559.1	-3.8

WORKLOAD

Indicator	1981-82	1982-83	1983-84 Estimated	1984-85 Projected
Communications Units Maintained	57,760	61,032	64,858	67,853
County Mail	11,780,826	13,396,015	13,341,730	13,582,000

DEPARTMENTAL MISSION

The Communications Department has responsibility for planning, engineering, installing, and maintaining communications equipment purchased for all County departments. The Department also provides interdepartmental messenger services, operates telephone switchboards, and manages the Telephone Utilities appropriation for the County.

In 1983-84, the Department will have a Net County Cost underexpenditure of $239,096. This savings results from minimized expenditures for Salaries and Employee Benefits and delayed lease starts for purchases of equipment, in part offset by reduced transfer charges to user departments.

For 1984-85, a Net County Cost of $5,696,153 is recommended. This amount, in combination with Intrafund Transfers and Revenue, finances Salaries and Employee Benefits increases amounting to $952,187 and allows for a 5% inflation increase for Services and Supplies, relative to the 1983-84 expenditure experience. Provisions to replace outdated testing equipment are also accommodated.

RECOMMENDED CHANGES FROM 1983-84 ADJUSTED ALLOWANCE

Other Changes

	Appropriation	Revenue	Net County Cost	Bud. Pos.
1	$ 952,187	$ --	$ 952,187	(-3.8)

Salaries and Employee Benefit Adjustments: This primarily reflects costs of Salaries and Employee Benefits increases negotiated with employee bargaining units effective September 1, 1984. The impact of reclasses of engineering and related technical jobs, reduced vacancies, increased telephone billing workload and other salary adjustments are also included in this change.

	Appropriation	Revenue	Net County Cost	Bud. Pos.
2	$ 791,034	$ 1,654,349	$ (-863,315)	--

Reimbursable Expenses: Reflects full cost recovery for services requested by and rendered to County departments, Special Districts, Enterprise Funds and non-County users. A significant portion of the 1984-85 Salaries and Employee Benefits increases are also offset by increased charges to user departments.

3	$ 62,800	$ --	$ 62,800	--

Testing Equipment: Funding is recommended to replace outdated testing equipment and to acquire equipment compatible with current technological needs.

Total	$ 1,806,021	$ 1,654,349	$ 151,672	(-3.8)

TELEPHONE UTILITIES

FUNCTION GENERAL | FUND GENERAL | ACTIVITY COMMUNICATIONS

	EXPENDITURES		APPROPRIATIONS			
CLASSIFICATION	ACTUAL PRIOR YEAR 1982-83	ESTIMATED CURRENT YEAR 1983-84	ADJUSTED ALLOWANCE 1983-84	REQUESTED FISCAL YEAR 1984-85	RECOMMENDED FISCAL YEAR 1984-85	CHANGE FROM ADJ ALLOWANCE
SVCS & SUPPS	$ 24,821,809	$ 27,813,891	$ 29,134,354	$ 34,333,817	$ 31,291,064	$ 2,156,710
LESS EXP DIST	24,365,090	27,436,996	28,913,282	33,956,922	28,914,169	887
TOTAL S&S	456,719	376,895	221,072	376,895	2,376,895	2,155,823
GROSS APPROP	$ 456,719	$ 376,895	$ 221,072	$ 376,895	$ 2,376,895	$ 2,155,823
NET APPROP	$ 456,719	$ 376,895	$ 221,072	$ 376,895	$ 2,376,895	$ 2,155,823
REVENUE	390,635	376,895	322,055	376,895	376,895	54,840
NET CO COST	$ 66,084	$	$ -100,983	$	$ 2,000,000	$ 2,100,983

MISSION

The Telephone Utilities budget provides a central appropriation to account for telephone expenditures of County departments. Telephone expenses shown in this budget are recovered by charging these costs to users. There will be a Telephone Utilities Net County Cost overexpenditure of $100,983 in the current fiscal year. This reflects the net effect of reduced Services and Supplies costs for basic telephone service, equipment and rate increases, and reduced transfers distributed to users.

For 1984-85, costs are expected to increase by $2,156,710. This primarily reflects a $2.0 million requirement anticipated for increased lease and maintenance costs on embedded equipment owned by American Telephone and Telegraph Information Systems, Inc. The balance of the increase accommodates full year absorption of recent rate increases and access fees and incorporates program changes such as implementation of County Owned Multi-Point Automatic Switching System (COMPASS) and the conversion to Touchtone.

RECOMMENDED CHANGES FROM 1983-84 ADJUSTED ALLOWANCE

Program Changes

	Appropriation	Revenue	Net County Cost	Bud. Pos.
1	$ --	$ --	$ --	--

COMPASS Implementation: A net reduction in outlays of $977,409 is expected in 1984-85. This net savings reflects reduced calling costs and accomodates a cost increase for acquisition, installation and maintenance of COMPASS equipment. Charges to user departments are reduced by a like amount.

	Appropriation	Revenue	Net County Cost	Bud. Pos.
2	$ --	$ --	$ --	--

Touchtone Instrument Fee: Conversion to Touchtone from outmoded rotary equipment will add $779,000 to service exchange charges. These telephone expenses are recovered by charging these costs to user departments.

Other Changes

1	$ 100,983	$ --	$ 100,983	--

Nonreimbursable Mandatory Telephone Services: This primarily reflects the full year impact of recent rate increases and provider access fees, in part offset by other savings.

2	$ 54,840	$ 54,840	$ --	--

Reimbursable Services: Reflects an increase in service demands from Special Revenue account users.

3	$ 2,000,000	$ --	$ 2,000,000	--

Equipment Lease and Maintenance Costs: An additional $2.0 million is recommended to plan for increased lease and maintenance costs on embedded equipment owned by American Telephone and Telegraph Information Systems, Inc. These cost increases result from the recent divestiture of AT&T and subsequent deregulation.

Total	$ 2,155,823	$ 54,840	$ 2,100,983	--

COMMUNITY ACTION AGENCY PROGRAM

FUNCTION: PUBLIC ASSISTANCE | FUND: GENERAL | ACTIVITY: OTHER ASSISTANCE

CLASSIFICATION	EXPENDITURES: ACTUAL PRIOR YEAR 1982-83	EXPENDITURES: ESTIMATED CURRENT YEAR 1983-84	APPROPRIATIONS: ADJUSTED ALLOWANCE 1983-84	APPROPRIATIONS: REQUESTED FISCAL YEAR 1984-85	APPROPRIATIONS: RECOMMENDED FISCAL YEAR 1984-85	CHANGE FROM ADJ ALLOWANCE
SVCS & SUPPS	$ 2,305,458	$ 2,195,631	$ 2,406,312	$ 2,228,822	$ 2,228,822	$ -177,490
GROSS APPROP	$ 2,305,458	$ 2,195,631	$ 2,406,312	$ 2,228,822	$ 2,228,822	$ -177,490
NET APPROP	$ 2,305,458	$ 2,195,631	$ 2,406,312	$ 2,228,822	$ 2,228,822	$ -177,490
REVENUE	2,823,886	2,195,631	2,406,312	2,228,822	2,228,822	-177,490
NET CO COST	$ -518,428	$	$	$	$	$

WORKLOAD

Indicator	1981-82	1982-83	1983-84 Estimated	1984-85 Projected
Delegate Agencies Conducting Community Based Service Delivery	66	60	43	43

MISSION

In 1978, the County assumed the interim administration of the Community Action Program (CAP) and became the interim grantee for the delegate agency contracts within the Greater Los Angeles Community Action Agency (GLACAA) and the Southeastern Regional Community Action Agency (SERCAA) service areas. The County applied to the Community Services Administration and received recognition as a Community Action Agency (CAA) effective January 1, 1981 and continued as the interim grantee for the City of Los Angeles GLACAA delegate agency contracts until February 1, 1982 when the City received CAA status.

This program is administered for the County by the Department of Community Services. The County and participating agencies provide and develop programs directed toward the elimination of poverty in the County. This is done by assisting low income families and individuals of all ages to attain the skills, knowledge, motivation, and opportunities necessary to achieve self-sufficiency.

The 1983-84 estimated/actual reflects the expenditure of all of the funds provided by the State Office of Economic Opportunity. If there are any unexpended funds from the Calendar Year 1983 program, the State must review our work statement and budget and approve any carryover into the 1984 program.

The 1984-85 recommended budget is based on the Governor's budget and reflects a continuation of the program level funded in 1983-84.

RECOMMENDED CHANGES FROM 1983-84 ADJUSTED ALLOWANCE

Other Changes

	Appropriation	Revenue	Net County Cost	Bud. Pos.
1	$ (-177,490)	$ (-177,490)	$ --	--

Federal Revenue Adjustment: Decreases in appropriation and revenue reflect the amount of Federal funds that are estimated in the Governor's 1984-85 Budget as available for the Office of Economic Opportunity to administer.

Total	$ (-177,490)	$ (-177,490)	$ --	--

COMMUNITY SERVICES

FUNCTION: PUBLIC ASSISTANCE | FUND: GENERAL | ACTIVITY: OTHER ASSISTANCE

CLASSIFICATION	EXPENDITURES: ACTUAL PRIOR YEAR 1982-83	EXPENDITURES: ESTIMATED CURRENT YEAR 1983-84	APPROPRIATIONS: ADJUSTED ALLOWANCE 1983-84	APPROPRIATIONS: REQUESTED FISCAL YEAR 1984-85	APPROPRIATIONS: RECOMMENDED FISCAL YEAR 1984-85	CHANGE FROM ADJ ALLOWANCE
SAL & EMP BEN	$ 12,144,676	$ 10,604,105	$ 9,738,951	$ 9,563,030	$ 9,619,530	$ -119,421
SVCS & SUPPS	2,581,395	2,193,363	4,823,362	2,844,487	2,807,922	-2,015,440
OTH CHAR/USES	218					
FIXED ASSETS		30,000	30,000	30,000	30,000	
GROSS APPROP	$ 14,726,289	$ 12,827,468	$ 14,592,313	$ 12,437,517	$ 12,457,452	$ -2,134,861
LESS INT TRF	120,394	1,594,939	100,000	770,797	685,000	585,000
NET APPROP	$ 14,605,895	$ 11,232,529	$ 14,492,313	$ 11,666,720	$ 11,772,452	$ -2,719,861
REVENUE	15,094,096	10,178,208	14,020,753	11,195,160	11,391,437	-2,629,316
NET CO COST	$ -488,201	$ 1,054,321	$ 471,560	$ 471,560	$ 381,015	$ -90,545
BUDG POS	396.0		275.0	275.0	265.0	-10.0

WORKLOAD

Indicator	1981-82	1982-83	1983-84 Estimated	1984-85 Projected
JTPA Participants*	22,174	21,042	29,000	4,150
JTPA Subcontractors*	120	81	56	56
CAP Delegate Agencies	66	60	43	43
AB 90 - Community Based Organizations	36	44	45	45
AB 90 - County Agencies	2	2	2	2
Domestic Violence Programs	13	15	16	16
Food Commodities - Clients	N/A	1,481,799	3,899,720	4,200,000
Energy Crisis/Intervention - Clients	1,541	561	3,000	3,000
Neighborhood Service Centers - Clients	768,363	895,963	836,838	875,000
Refugee Programs - No. of Refugees	53,248	55,483	58,251	58,251

*In 1983-84 CETA was replaced by JTPA

DEPARTMENTAL MISSION

The Department of Community Services administers Federal funds to provide employment, training, and support services through the Job Training Partnership Act (JTPA) and Targeted Assistance Programs. In addition, during 1983-84, the Department assumed responsibility for the training and employment services for former General Relief Employable recipients in the County Employment and Training Program. During 1978-79, the Department was given the administrative responsibilities for the Community Action Program (CAP) which provides and develops programs directed toward the goal of eliminating poverty in the County. At that time, the Department also assumed the administrative function for community-based organization components of the Justice System Subvention Program, which is totally offset by State funds. The responsibility for administering the County's Domestic Violence Program for community-based organizations was assumed by the Department in 1980-81. The Department performs the administrative functions for the State funded Child Abuse Prevention Program which was enacted by Chapter 1398 of 1982 and is funded in the Governor's 1984-85 Budget. The Department also provides staff to various County commissions and administers several community service programs throughout the County including the operation of 11 neighborhood service centers.

During 1983-84, the Department has been operating under a hiring freeze because of surplus positions resulting from the transfer of the housing program to the Community Development Commission during 1982-83. Decreasing Federal revenues from the replacement of the Comprehensive Employment and Training Act with JTPA has necessitated the continuation of this freeze. The administrative functions involved with the County Employment and Training Program have required a substantial utilization of temporary positions.

The 1984-85 recommended appropriation is based on a continuation of the current hiring freeze and reflects the net savings from the Early Separation Plan being applied to fund 1984-85 operations. The changes in funding required to finance negotiated salary increases, necessary services from County departments and inflationary costs are described in the following:

RECOMMENDED CHANGES FROM
1983-84 ADJUSTED ALLOWANCE

Program Changes

	Appropriation	Revenue	Net County Cost	Bud. Pos.
1	$ (-90,545)	$ --	$ (-90,545)	(-2.0)

Transfer of CCJCC Staff: This reflects the November, 1983 Board order to transfer the support staff for the County-wide Criminal Justice Coordination Committee to the Chief Administrative Office.

2	$ (-913,057)	$ --	$ (-913,057)	--

Income Generating Projects: This reduction reflects the elimination of General Funds required to award income generating project contracts which are utilized for the placement of participants in the County Employment and Training Program.

3	$ (-64,700)	$ --	$ (-64,700)	--

Federation of Community Coordinating Councils: This reduction reflects the elimination of General Funds for the FCCC which works with the Delinquency and Crime Commission.

4	$ (-919,012)	$ (-919,012)	$ --	--

Overhead Repayment: This reflects the deletion of appropriation required to repay a portion of the County-wide overhead rate. Anticipated revenue was also deleted to offset this reduction.

5	$ (-247,479)	$ (-224,463)	$ (-23,016)	--

Hiring Freeze: This represents the savings that will result from a continuation of the hiring freeze now imposed on the Department of Community Services as a result of the transfer of the housing function to the Community Development Commission during 1982-83.

Other Changes

1	$ (-190,154)	$ --	$ (-190,154)	(-8.0)

Early Separation Program: This reflects the net savings from Board approved early separation of eleven management positions. Pending further Board determination, a portion of the savings has been reserved to fund management incentives. The remainder of these savings is being used to avoid program curtailments.

2	$ 408,757	$ 370,742	$ 38,015	--

Salaries and Employee Benefits Adjustment: This reflects the cost of 1984-85 Salaries and Employee Benefits increases negotiated with employee bargaining units, effective September 1, 1984. No increases were allowed in 1983-84 and the first two months of 1984-85.

3	$ 103,906	$ 94,243	$ 9,663	--

County Department and Utility Charges: This reflects the increased cost of utilities and services from other County departments.

4	$ (-100,000)	$ (-90,700)	$ (-9,300)	--

Outside Audit Requirements: This reflects a decrease in the amount needed to provide mandatory outside audits of JTPA, Community Services Block Grant, and other justice, energy and child abuse grants.

	Appropriation	Revenue	Net County Cost	Bud. Pos.
5	$ (-122,577)	$ (-111,177)	$ (-11,400)	--

Miscellaneous Adjustments: Reflects net decreased requirements in various Services and Supplies accounts.

6	$ 100,000	$ 93,324	$ 6,676	--

Domestic Violence Program: Represents an accounting adjustment in Intrafund Transfers to appropriately reflect the receipt of administrative reimbursement from a Special Fund as Revenue.

7	$ (-685,000)	$ --	$ (-685,000)	--

County Employment and Training Program: This represents the inclusion in Intrafund Transfers of funds from the Specialized Career Rehabilitation/Employment budget unit to offset the administrative costs of the County Employment and Training Program.

8	$ --	$(-1,842,273)	$ 1,842,273	--

Revenue Adjustment: Reflects the addition of State funding for Food Commodities and funding for Domestic Violence Program administration. These new grants are offset by overall reductions in CETA/JTPA and Community Action Agency funding.

Total	$ (-2,719,861)	$(-2,629,316)	$ (-90,545)	(-10.0)

COMPREHENSIVE EMPLOYMENT & TRAINING ACT/
JOB TRAINING PARTNERSHIP ACT

FUNCTION: PUBLIC ASSISTANCE | FUND: GENERAL | ACTIVITY: OTHER ASSISTANCE

CLASSIFICATION	EXPENDITURES: ACTUAL PRIOR YEAR 1982-83	EXPENDITURES: ESTIMATED CURRENT YEAR 1983-84	APPROPRIATIONS: ADJUSTED ALLOWANCE 1983-84	APPROPRIATIONS: REQUESTED FISCAL YEAR 1984-85	APPROPRIATIONS: RECOMMENDED FISCAL YEAR 1984-85	APPROPRIATIONS: CHANGE FROM ADJ ALLOWANCE
SAL & EMP BEN	$ -1,277	$	$	$	$	$
SVCS & SUPPS	23,078,534	20,163,267	29,438,655	25,382,518	25,382,518	-4,056,137
GROSS APPROP	$ 23,077,257	$ 20,163,267	$ 29,438,655	$ 25,382,518	$ 25,382,518	$ -4,056,137
NET APPROP	$ 23,077,257	$ 20,163,267	$ 29,438,655	$ 25,382,518	$ 25,382,518	$ -4,056,137
REVENUE	23,239,900	20,163,267	29,438,655	25,382,518	25,382,518	-4,056,137
NET CO COST	$ -162,643	$	$	$	$	$

WORKLOAD

Indicator	1981-82	1982-83	1983-84 Estimated	1984-85 Projected
CETA/JTPA Participants	22,174	21,042	29,000	18,000
Subcontractors	120	81	56	56

MISSION

In 1982, Congress enacted the Job Training Partnership Act (JTPA) to replace the Comprehensive Employment and Training Act (CETA). State law, the Family Economic Security Act, was also enacted to implement the Federal legislation in California. These laws became fully effective in October, 1983.

The State allocates the funds to local service delivery areas or other subcontractors according to the Federal formula or through competitive grants. In turn, the local governments and Private Industry Councils share decision making responsibility in providing employment and training opportunities. The job training services are provided through County programs or by local service providers under contract with the County.

The JTPA program appropriation is comprised of the following elements:

-- JTPA Title II - provides job training to economically disadvantaged individuals, youth, older workers and other persons who need training to obtain productive employment. It also provides for vocational education activities. Funds are awarded on a formula basis except for the computer-assisted participant assessment segment.

-- JTPA Title III - provides employment and training for dislocated workers and veterans. Funds are also provided for incentive and technical assistance and educational linkages. Funding is awarded on a competitive basis.

-- JTPA Title IV - provides employment and training for disabled veterans and Vietnam-era veterans.

The projected allocation of funds for 1984-85 is as follows:

Community-based Organizations	$25,382,518
Department of Community Services - Administration	4,391,818
Department of Community Services - Programs	2,310,360
Total	$32,084,696

The funding for the Department of Community Services (administration and programs) is included as revenue in the DCS budget unit.

The 1983-84 estimated/actual reflects the expenditure of all CETA and JTPA funds allocated by the State. These funds were less than originally budgeted because it was anticipated that JTPA funding would be equivalent to the CETA level. The 1984-85 recommended budget reflects the funding already approved for Los Angeles County and included in the Governor's budget for the JTPA program. It provides a service level equivalent to 1983-84.

RECOMMENDED CHANGES FROM
1983-84 ADJUSTED ALLOWANCE

Program Changes

	Appropriation	Revenue	Net County Cost	Bud. Pos.
1	$ (-4,056,137)	$(-4,056,137)	$ --	--
	Federal Grant Allocation: The decreases in appropriation and revenue reflect the full 12 month funding of JTPA which replaced CETA during 1983-84. The available JTPA funding is less than provided under CETA.			
Total	$ (-4,056,137)	$(-4,056,137)	$ --	--

CONSUMER AFFAIRS

FUNCTION: PUBLIC PROTECTION | FUND: GENERAL | ACTIVITY: OTHER PROTECTION

CLASSIFICATION	EXPENDITURES: ACTUAL PRIOR YEAR 1982-83	EXPENDITURES: ESTIMATED CURRENT YEAR 1983-84	APPROPRIATIONS: ADJUSTED ALLOWANCE 1983-84	APPROPRIATIONS: REQUESTED FISCAL YEAR 1984-85	APPROPRIATIONS: RECOMMENDED FISCAL YEAR 1984-85	APPROPRIATIONS: CHANGE FROM ADJ ALLOWANCE
SAL & EMP BEN	$ 642,882	$ 635,185	$ 609,413	$ 685,953	$ 729,932	$ 120,519
SVCS & SUPPS	88,336	86,295	60,899	68,859	64,619	3,720
FIXED ASSETS					1,560	1,560
GROSS APPROP	$ 731,218	$ 721,480	$ 670,312	$ 754,812	$ 796,111	$ 125,799
LESS INT TRF		35,000				
NET APPROP	$ 731,218	$ 686,480	$ 670,312	$ 754,812	$ 796,111	$ 125,799
REVENUE	124,557	76,480	60,000	144,500	144,500	84,500
NET CO COST	$ 606,661	$ 610,000	$ 610,312	$ 610,312	$ 651,611	$ 41,299
BUDG POS	23.0		22.0	22.0	22.5	0.5

WORKLOAD

Indicator	1981-82	1982-83	1983-84 Estimated	1984-85 Projected
Consumer Counseling	70,240	82,524	94,232	94,700
Cases Opened	2,888	2,374	2,400	2,500
Restitution to Consumers	$521,613	$469,768	$455,272	$475,000
Volunteer Hours	11,560	20,942	17,500	17,500
Complaint Referrals	1,376	668	750	750

DEPARTMENTAL MISSION

The Department of Consumer Affairs responds to inquiries and complaints made by consumers, investigates complaints and prepares necessary referrals to enforcement agencies. The Department also provides mediation services between consumers and merchants, develops consumer education material, and may represent the County before legislative and other public hearings on consumer affairs. The Department is headquartered in Los Angeles and staffs eight part-time branch offices throughout the County.

The Department's performance in the current fiscal year indicates that budgetary provisions are sufficient for providing Board-approved service levels.

In 1984-85 the Department will continue efforts to maximize the use of volunteers for its consumer counseling, will aggressively seek grants and contracts to help offset County costs, and will enhance existing productivity improvement measures. The changes in funding requirements needed to finance high priority programs and to absorb inflationary costs are described in the following:

RECOMMENDED CHANGES FROM
1983-84 ADJUSTED ALLOWANCE

Program Changes

	Appropriation	Revenue	Net County Cost	Bud. Pos.
1	$ 7,597	$ --	$ 7,597	0.5

Funding for Typist Clerk: Represents six months' funding for 1 Typist Clerk position required to handle incoming calls, screen walk-in clients and process mail.

2	$ 20,040	$ --	$ 20,040	--

Funding for Additional Student Worker Hours: Reflects the addition of 3,522 Student Professional Worker hours needed to provide administrative support in the areas of research, updating workload statistics, the development of management information reports and counseling Small Claims Court litigants.

Other Changes

1	$ 92,882	$ --	$ 92,882	--

Salaries and Employee Benefits: This reflects the cost of funding a reclassification and 1984-85 Salaries and Employee Benefits increases negotiated with employee bargaining units, effective September 1, 1984. No increases were allowed during 1983-84 and the first two months of 1984-85.

2	$ 3,720	$ --	$ 3,720	--

Services and Supplies Adjustment: Represents the cost for temporary clerical support services offset by a reduction in telephone utilities.

3	$ --	$ 84,500	$ (-84,500)	--

Revenue Increases: This reflects anticipated revenue in the form of grants from the Community Development Commission and the Department of Community Services.

4	$ 1,560	$ --	$ 1,560	--

Equipment Replacement: Represents funding for the replacement of obsolete, malfunctioning typewriters.

Total	$ 125,799	$ 84,500	$ 41,299	0.5

COUNTY CLERK

FUNCTION: PUBLIC PROTECTION | FUND: GENERAL | ACTIVITY: JUDICIAL

CLASSIFICATION	EXPENDITURES: ACTUAL PRIOR YEAR 1982-83	EXPENDITURES: ESTIMATED CURRENT YEAR 1983-84	APPROPRIATIONS: ADJUSTED ALLOWANCE 1983-84	APPROPRIATIONS: REQUESTED FISCAL YEAR 1984-85	APPROPRIATIONS: RECOMMENDED FISCAL YEAR 1984-85	CHANGE FROM ADJ ALLOWANCE
SAL & EMP BEN	$ 23,642,914	$ 24,150,183	$ 24,859,761	$ 25,858,771	$ 26,284,747	$ 1,424,986
SVCS & SUPPS	1,725,981	2,411,291	2,236,345	2,714,193	2,622,553	386,208
FIXED ASSETS		13,715	4,810	354,045	53,193	48,383
GROSS APPROP	$ 25,368,895	$ 26,575,189	$ 27,100,916	$ 28,927,009	$ 28,960,493	$ 1,859,577
LESS INT TRF	862,717	884,117	1,002,233	929,144	929,144	-73,089
NET APPROP	$ 24,506,178	$ 25,691,072	$ 26,098,683	$ 27,997,865	$ 28,031,349	$ 1,932,666
REVENUE	26,524,511	26,641,000	26,020,332	27,666,707	27,974,707	1,954,375
NET CO COST	$ -2,018,333	$ -949,928	$ 78,351	$ 331,158	$ 56,642	$ -21,709
BUDG POS	947.5		972.3	984.3	985.5	13.2

WORKLOAD

Indicator	1981-82	1982-83	1983-84 Estimated	1984-85 Projected
Case Filings	222,391	225,114	231,565	235,300
Criminal	24,049	25,950	27,500	28,000
Juvenile	30,719	31,527	32,450	33,200
Civil	167,623	167,637	171,615	174,100
Non-Court Matters	190,700	165,551	167,950	170,300

DEPARTMENTAL MISSION

The County Clerk is a mandatory department pursuant to the County Charter and the California Constitution. The County Clerk is the ex-officio clerk of the Superior Court and provides support to the 12 judicial districts of the Superior Court at 22 locations throughout the County. Support services provided by the County Clerk include maintaining court records and exhibits, issuing legal process, and collecting fines and fees. The County Clerk is also responsible for non-court related matters such as issuing marriage licenses, maintaining the County Records Center (archives), and conducting other miscellaneous non-court related activities.

The Department's performance in the current fiscal year indicates that the Department will incur a Net County Cost savings of $1,028,279 by year end. This results primarily from efforts to accelerate the collection of bail payments and forfeitures and increased filings in all civil categories. Contracting and productivity improvements initiated by the Department include contracting for microfilm services, automating the court exhibits inventory and control system, and continuation of the Probate Decree program.

For 1984-85, the workload of the County Clerk is expected to increase slightly over the 1983-84 experience. Significant revenue increases are estimated as a result of the cost of living adjustments in filing fees, continuation of the Probate Decree program, and accelerated collection of bail payments and forfeitures. The budget recommendations include savings from contracting and productivity improvements and requires the Department to absorb the cost of 1984-85 Salaries and Employee Benefits increases negotiated with employee bargaining units.

RECOMMENDED CHANGES FROM
1983-84 ADJUSTED ALLOWANCE

Program Changes

	Appropriation	Revenue	Net County Cost	Bud. Pos.
1	$ 86,202	$ --	$ 86,202	4.8

Full Year Funding for San Fernando Positions: This reflects full year funding of positions allocated in 1983-84 for the operation of the the San Fernando County Courthouse.

2	$ 65,442	$ --	$ 65,442	3.0

Staffing of Juvenile Dependency Courts: This reflects funding for positions to staff new Juvenile Dependency Courts opened during the current fiscal year by the Superior Court.

3	$ 31,649	$ 155,000	$ (-123,351)	2.0

Probate Decree Unit: This reflects funding for positions in the Probate Decree Unit to allow expansion of the processing of "Clerk Orders" to District offices. These positions are more than offset by additional Court fee revenue.

4	$ 59,318	$ --	$ 59,318	2.0

Southeast District "Mini" Master Calendar: This reflects funding for positions in the Southeast District to staff the new criminal "mini" master calendar system ordered by the Supervising Judge.

5	$ 38,665	$ --	$ 38,665	1.4

Workload Positions: This reflects funding for additional positions based on workload changes and backlog reduction.

Other Changes

1	$ 1,143,710	$ --	$ 1,143,710	--

Salaries and Employee Benefits Adjustments: This reflects the cost of 1984-85 Salaries and Employee Benefits increases negotiated with employee bargaining units, effective September 1, 1984.

2	$ 507,680	$ --	$ 507,680	--

Miscellaneous Adjustments: This reflects increases in various Services and Supplies accounts and necessary equipment for the Department. Also included are reimbursable services provided to the District Attorney's Bureau of Family Support.

3	$ --	$ 2,068,784	$(-2,068,784)	--

Increase in Court Fees and Costs Revenue: This reflects a projected increase in civil filings and fee collections as well as a filing fee increase of approximately 6% in accordance with SB 1329.

4	$ --	$ (-269,409)	$ 269,409	--

Other Sales and Revenue Decreases: This reflects a decrease in other revenues as a result of a one-time only transfer of unclaimed funds into the General Fund during 1983-84 and revenue adjustments based on current trends.

Total	$ 1,932,666	$ 1,954,375	$ (-21,709)	13.2

COUNTY COUNSEL

FUNCTION: GENERAL | FUND: GENERAL | ACTIVITY: COUNSEL

CLASSIFICATION	EXPENDITURES: ACTUAL PRIOR YEAR 1982-83	EXPENDITURES: ESTIMATED CURRENT YEAR 1983-84	APPROPRIATIONS: ADJUSTED ALLOWANCE 1983-84	APPROPRIATIONS: REQUESTED FISCAL YEAR 1984-85	APPROPRIATIONS: RECOMMENDED FISCAL YEAR 1984-85	CHANGE FROM ADJ ALLOWANCE
SAL & EMP BEN	$ 10,693,816	$ 10,612,849	$ 10,944,240	$ 11,555,414	$ 11,555,414	$ 611,174
SVCS & SUPPS	1,668,927	1,793,542	1,793,542	2,010,437	2,010,437	216,895
FIXED ASSETS	262	15,000	15,000	30,000	30,000	15,000
GROSS APPROP	$ 12,363,005	$ 12,421,391	$ 12,752,782	$ 13,595,851	$ 13,595,851	$ 843,069
LESS INT TRF	3,709,492	4,750,781	4,750,781	4,146,644	4,146,644	-604,137
NET APPROP	$ 8,653,513	$ 7,670,610	$ 8,002,001	$ 9,449,207	$ 9,449,207	$ 1,447,206
REVENUE	4,459,443	3,664,844	3,664,844	5,112,050	5,112,050	1,447,206
NET CO COST	$ 4,194,070	$ 4,005,766	$ 4,337,157	$ 4,337,157	$ 4,337,157	$
BUDG POS	237.0		226.0	222.0	222.0	-4.0

WORKLOAD

Indicator	1981-82	1982-83	1983-84 Estimated	1984-85 Projected
New Cases	6,712	6,399	6,329	6,962
Cases Pending	28,536	21,311	22,503	24,753
Opinions	21,995	12,992	3,664	3,759
Contracts	7,402	8,235	8,366	9,582

DEPARTMENTAL MISSION

The County Counsel is mandated by County Charter and State statutes to provide legal advice and representation in all civil matters to the Board of Supervisors, County departments, Superior, and Municipal Courts, and school and special districts. The Department advises on the law as it applies to County operations, drafts legal documents, represents the County in civil court actions, and assists in representing the County's position in the State Legislature.

The Department is expected to underexpend its 1983-84 adopted budget by $331,391. This underexpenditure in Salaries and Employee Benefits reflects a high number of secretarial vacancies in the Department, due to recruitment difficulties.

The 1984-85 recommended budget reflects a net decrease of 4.0 positions associated with the Department's contracting efforts, Early Separation Plan, and reorganization. Significant revenue increases are estimated as a result of accounting adjustments to reflect charges to special funds as Revenue in accordance with State Controller guidelines. Additionally, the Department will realize increased reimbursement for legal services provided to Enterprise Funds and special districts. The budget recommendations require the Department to absorb the cost of 1984-85 Salaries and Employee Benefits increases negotiated with employee bargaining units. The changes in funding requirements and service levels necessary to finance high priority programs and to absorb inflationary costs are described in the following:

RECOMMENDED CHANGES FROM
1983-84 ADJUSTED ALLOWANCE

Program Changes

	Appropriation	Revenue	Net County Cost	Bud. Pos.
1	$ (-202,764)	$ --	$ (-202,764)	(-3.0)

Expansion of Liability Claims Management Contract: This reflects the deletion of 3.0 positions due to the expansion of the contracting out of auto liability claims administration to include general liability claims administration and litigation.

Other Changes

1	$ 27,364	$ --	$ 27,364	--

Departmental Reorganization: This reflects the restructuring of the Department to establish more appropriate reporting relationships at the management level. In order to provide for more efficient utilization of the Department's available resources, the organization reflects nine operating law divisions as opposed to 11 operating law divisions prior to reorganization.

2	$ 197,337	$ --	$ 197,337	4.0

Administrative Services Division Staffing: This reflects the addition of 4.0 positions required to provide adequate staff support. This will provide greater financial control and insure orderly budget implementation.

3	$ (-38,607)	$ --	$ (-38,607)	(-2.0)

Transfer of Payroll Function: This reflects the deletion of positions due to the transfer of the Department's payroll function to the Executive Office of the Board of Supervisors, as recommended by the Auditor-Controller.

4	$ (-160,415)	$ --	$ (-160,415)	(-3.0)

Early Separation Program: This reflects the net savings from the Board-approved early separation of three management positions. These savings are being used to avoid program curtailments.

5	$ 788,259	$ --	$ 788,259	--

Salaries and Employee Benefits Adjustments: This reflects increases due to approved reclassification studies, and the cost of 1984-85 Salaries and Employee Benefits increases negotiated with employee bargaining units, effective September 1, 1984. No increases were allowed in 1983-84 and the first two months of 1984-85.

6	$ 61,484	$ --	$ 61,484	--

Increased Services and Supplies: Reflects increases in expenditures associated with departmental operations partially offset by Intrafund Transfers from other County departments.

7	$ 155,411	$ --	$ 155,411	--

Increased Professional and Specialized Services: This reflects the cost of payroll services to be provided by the Executive Office, Board of Supervisors, and expanded use of temporary paralegals and consultant services in the areas of automation and records management.

8	$ 15,000	$ --	$ 15,000	--

Increased Fixed Assets: This provides appropriation for replacement of worn or obsolete equipment.

9	$ 604,137	$ 1,447,206	$ (-843,069)	--

Increased Revenues: This reflects increased reimbursements for legal services provided to Enterprise Funds and special districts. This also represents accounting adjustments to reflect charges to special funds as Revenue in accordance with State Controller guidelines.

Total	$ 1,447,206	$ 1,447,206	$ --	(-4.0)

COUNTY EMPLOYEES RETIREMENT

FUNCTION: GENERAL | FUND: GENERAL | ACTIVITY: OTHER GENERAL

CLASSIFICATION	EXPENDITURES: ACTUAL PRIOR YEAR 1982-83	EXPENDITURES: ESTIMATED CURRENT YEAR 1983-84	APPROPRIATIONS: ADJUSTED ALLOWANCE 1983-84	APPROPRIATIONS: REQUESTED FISCAL YEAR 1984-85	APPROPRIATIONS: RECOMMENDED FISCAL YEAR 1984-85	CHANGE FROM ADJ ALLOWANCE
SAL & EMP BEN	$ 195,639,253	$ 212,543,310	$ 215,810,880	$ 224,198,796	$ 224,198,796	$ 8,387,916
LESS EXP DIST	195,639,253	212,543,310	215,810,880	224,198,796	224,198,796	8,387,916
TOTAL S&EB						
GROSS APPROP	$	$	$	$	$	$
NET APPROP	$	$	$	$	$	$
NET CO COST	$	$	$	$	$	$

COUNTY EMP RET - RETIREE INSURANCE

FUNCTION: GENERAL | FUND: GENERAL | ACTIVITY: OTHER GENERAL

CLASSIFICATION	EXPENDITURES: ACTUAL PRIOR YEAR 1982-83	EXPENDITURES: ESTIMATED CURRENT YEAR 1983-84	APPROPRIATIONS: ADJUSTED ALLOWANCE 1983-84	APPROPRIATIONS: REQUESTED FISCAL YEAR 1984-85	APPROPRIATIONS: RECOMMENDED FISCAL YEAR 1984-85	CHANGE FROM ADJ ALLOWANCE
SAL & EMP BEN	$ 16,189,544	$ 18,002,038	$ 18,749,547	$ 21,009,355	$ 21,009,355	$ 2,259,808
LESS EXP DIST	16,189,544	18,002,038	18,749,547	21,009,355	21,009,355	2,259,808
TOTAL S&EB						
GROSS APPROP	$	$	$	$	$	$
NET APPROP	$	$	$	$	$	$
NET CO COST	$	$	$	$	$	$

MISSION

These budget units centrally reflect appropriations for the General Fund expense of the employer's contribution to the Los Angeles County Employees' Retirement Association (LACERA) Fund and the cost of providing certain insurance benefits to retired members of the Association. In compliance with State and Federal accounting requirements, the retirement and insurance costs are transferred to the departmental budgets and are shown as elements of their Salaries and Employee Benefits. Due to this cost transfer there is no Net County Cost for these budget units.

The 1983-84 estimated/actual for the Retirement contribution reflects an underexpenditure of $3,267,570 in appropriation before expenditure distribution. This is due primarily to a lower level of staffing than anticipated. Because these costs are transferred to other departmental budgets, the Net County Cost savings accrue to those budget units. The 1984-85 recommend reflects an increase over current year expenditures to account for an average negotiated salary increase of 5.5%.

The recommend is based on no change in the actuarial rates which determine the County's contribution. An actuarial study soon to be released by the Board of Investments may recommend rate hikes which could require an increase in the County's contribution. We will report further to the Board on this at the time of final budget changes.

In 1982, the Board of Supervisors agreed to provide on-going insurance benefits for retired members of LACERA as an element of a negotiated agreement with the Retirement Association to utilize a portion of Retirement Fund 1981-82 surplus earnings. Previously, the Association had financed the cost of health, dental, vision, and death benefits from excess interest earnings of the Retirement Fund. The estimated/actual reflects an underexpenditure of $747,509 which actually accrues to other budget units. The 1984-85 recommend includes a 20% increase over the current year's expenditure. This increase is based on discussions with the insurance carrier, Johnson and Higgins, concerning projected 1984-85 rate changes, and reflects increased usage by a population which is growing older as well as larger.

RECOMMENDED CHANGES FROM 1983-84 ADJUSTED ALLOWANCE

Other Changes

	Appropriation	Revenue	Net County Cost	Bud. Pos.
1	$ 8,387,916	$ --	$ --	--
	(-8,387,916)	--	--	--

Increased County Contribution for Retirement: This represents an increased employer contribution based on current retirement plan rates applied to a higher salary base and the Less Expenditure Distribution to departments.

2	$ 2,259,808	$ --	$ --	--
	(-2,259,808)	--	--	--

Increased Retiree Insurance Premiums: This represents an estimate of higher insurance premiums in 1984-85 and the Less Expenditure Distribution to departments. The increased premiums are based on higher utilization by an aging population as well as increased medical costs.

Total	$ --	$ --	$ --	--

ALL FUNDS SUMMARY

The County Retirement and Retiree Insurance Appropriations represent only the General Fund portion of the expenditures. The total expense for these programs under the control of the Board of Supervisors is as follows:

1984-85 RECOMMEND

	Retirement	Retiree Insurance
General Fund	$224,198,796	$21,009,355
Hospital Enterprise Funds	54,300,175	7,104,378
Special Funds	8,928,488	915,397
Special Districts/Other	21,302,144	1,474,437
	$308,729,603	$30,503,567

COUNTY ENGINEER-FACILITIES

FUNCTION GENERAL | FUND GENERAL | ACTIVITY OTHER GENERAL

CLASSIFICATION	EXPENDITURES ACTUAL PRIOR YEAR 1982-83	EXPENDITURES ESTIMATED CURRENT YEAR 1983-84	APPROPRIATIONS ADJUSTED ALLOWANCE 1983-84	APPROPRIATIONS REQUESTED FISCAL YEAR 1984-85	APPROPRIATIONS RECOMMENDED FISCAL YEAR 1984-85	APPROPRIATIONS CHANGE FROM ADJ ALLOWANCE
SAL & EMP BEN	$ 31,594,459	$ 32,460,080	$ 33,121,412	$ 36,573,592	$ 35,972,864	$ 2,851,452
SVCS & SUPPS	3,060,029	4,537,212	4,537,212	4,657,810	5,020,310	483,098
OTH CHAR/USES	-52				246,536	246,536
FIXED ASSETS	42,744	58,355	58,355	81,826	81,825	23,470
GROSS APPROP	$ 34,697,180	$ 37,055,647	$ 37,716,979	$ 41,313,228	$ 41,321,535	$ 3,604,556
LESS INT TRF	7,983,976	7,181,236	7,358,305	4,696,800	4,656,246	-2,702,059
NET APPROP	$ 26,713,204	$ 29,874,411	$ 30,358,674	$ 36,616,428	$ 36,665,289	$ 6,306,615
REVENUE	15,969,783	19,305,070	19,715,465	25,973,219	25,775,544	6,060,079
NET CO COST	$ 10,743,421	$ 10,569,341	$ 10,643,209	$ 10,643,209	$ 10,889,745	$ 246,536
BUDG POS	882.0		859.0	883.0	874.0	15.0

WORKLOAD

Indicator	1981-82	1982-83	1983-84 Estimated	1984-85 Projected
Number of Building Permits Issued	21,871	22,923	25,200	30,470
New Leases/Renewals	68	116	99	100
Value of Construction Projects Administered (millions)	$105.0	$258.0	$474.0	$525.0
Number of Capital Projects Administered	160	185	230	250
Parcel/Tract Maps Filed	1,517	984	880	1,000

DEPARTMENTAL MISSION

The County Engineer-Facilities Department performs a wide variety of engineering services and is responsible for: supervision and inspection of County and District capital projects; sewer and storm drain design; the purchase, sale, and lease of real property for the County; making recommendations concerning franchises; and negotiating concession agreements in County facilities. The Department also provides: inspection and plan checking of private construction; enforcement of building ordinances; land surveying and mapping; geological investigations; appraisals; title searches for County acquisitions; industrial waste control; and administration and operation of the County's Airports, Waterworks, and Sewer Maintenance Districts.

The Department's performance in the current fiscal year indicates that the Department will incur a Net County Cost savings. This results primarily from overrealized revenue generated by increased demand for services by the construction industry.

County Engineer-Facilities' 1984-85 workload and corresponding revenue are anticipated to significantly increase. The increased revenue will allow the Department to add 24.0 positions which will allow the Department to decrease the time required for plan checks, upgrade cable communication operations, provide staff for the newly mandated Underground Storage of Hazardous Substances Program and develop a training program for building and safety personnel. The budget also reflects the deletion of 9.0 positions as a result of the Early Separation Program. The budget recommendations allow the Department to absorb the Salaries and Employee Benefits increases and provide partial funding for the County-wide Space Management

Plan. The Net County Cost has been increased by $246,536 to cover the County contribution necessitated by the Airport's conversion to an Enterprise budget and the unabsorbed cost of the acquisition of the Agua Dulce Airport. The changes in funding requirements and service levels necessary to finance priority programs and absorb inflationary costs are described in the following:

RECOMMENDED CHANGES FROM
1983-84 ADJUSTED ALLOWANCE

Program Changes

	Appropriation	Revenue	Net County Cost	Bud. Pos.
1	$ 214,584	$ 214,584	$ --	6.0

Special Program Needs: This reflects full year funding for 2 Real Property Agent II's to upgrade the cable communication's operation, 1 Facilities Project Manager I to assist with the expanded Capital Projects workload, 1 Senior Real Property Agent to assist with the development of long range revenue planning, and 1 Senior Civil Engineering Assistant and 1 Supervising Civil Engineer III to interface with landfill operators and provide technical assistance to contract cities regarding solid waste management.

2	$ 185,642	$ 185,642	$ --	6.0

Underground Storage of Hazardous Substances: This reflects full year funding to staff this newly mandated program which will be responsible for the inspection and monitoring of approximately 7,500 underground tank sites throughout the County as well as processing applications for new installations.

3	$ 201,173	$ 201,173	$ --	6.0

Building/Safety and Contract Cities Services Backlogs: This reflects positions recommended to assist with growing electrical and structural plan check backlogs, conduct a building inspection and plan check training program, and meet a workload demand from contract cities for engineering support for industrial waste services.

4	$ 289,940	$ 137,902	$ 152,038	6.0

Various Administrative and Specialized Enhancements: This provides staff for disaster coordination, the Land Development Coordinating Center (One-Stop Center), budget preparation, and data processing backup support in the Regional Offices.

5	$ 490,331	$ 452,370	$ 37,961	--

Space Management and Regional Planning Services: This reflects increases to partially fund the County-wide Space Management Plan, funding for restoration of Regional Planning zoning coordination and information services to County Engineer Building and Safety Offices, and other Services and Supplies and Fixed Assets adjustments.

6	$ 246,536	$ --	$ 246,536	--

County Contribution to Airports Enterprise Budget: This reflects the County's contribution to the Airports Enterprise Budget.

Other Changes

1	$ 1,958,444	$ 1,376,848	$ 581,596	--

Salaries and Employee Benefits Adjustments: This reflects the cost of 1984-85 Salaries and Employee Benefits increases negotiated with employee bargaining units, effective September 1, 1984. Financing this additional expense can be done within available dollars.

2	$ (-271,996)	$ --	$ (-271,996)	(-9.0)

Early Separation Program: This reflects net savings from Board-approved early separation of six management positions. Pending further Board determination, a portion of the savings has been reserved to fund management incentives. The remainder of savings has been committed to fund program operations with one position deletion used to offset Department reorganizational changes.

	Appropriation	Revenue	Net County Cost	Bud. Pos.
3	$ 2,991,961	$ --	$ 2,991,961	--

Intrafund Transfers: This reflects a decrease in the level of Intrafund Transfer funding due to billing changes which require funds from Airports, capital projects with funding sources other than General Fund, and Road Department to be reflected as Revenue.

4	$ --	$ 3,491,560	$(-3,491,560)	--

Revenue Increase: This reflects net revenue increases which are due to projected increases in construction permits, planning and engineering services, new fees derived from the Underground Storage of Hazardous Substances Program, increased cable communications revenue, and funds formerly reflected as Costs Applied. Two fee increases for Industrial Waste Inspections and Applications, and Final Parcel and Tract Map Plan Check fees are also reflected.

Total	$ 6,306,615	$ 6,060,079	$ 246,536	15.0

COUNTY ENGINEER-FACILITIES/AIRPORTS

FUNCTION GENERAL | FUND GENERAL | ACTIVITY OTHER GENERAL

CLASSIFICATION	EXPENDITURES ACTUAL PRIOR YEAR 1982-83	EXPENDITURES ESTIMATED CURRENT YEAR 1983-84	APPROPRIATIONS ADJUSTED ALLOWANCE 1983-84	APPROPRIATIONS REQUESTED FISCAL YEAR 1984-85	APPROPRIATIONS RECOMMENDED FISCAL YEAR 1984-85	APPROPRIATIONS CHANGE FROM ADJ ALLOWANCE
SAL & EMP BEN	$ 1,826,655	$ 1,940,873	$ 1,978,966	$	$	$ -1,978,966
SVCS & SUPPS	3,451,693	3,400,824	4,473,943			-4,473,943
OTH CHAR/USES	24,445	95,000	95,000			-95,000
FIXED ASSETS	192,826	80,000	66,930			-66,930
GROSS APPROP	$ 5,495,619	$ 5,516,697	$ 6,614,839	$	$	$ -6,614,839
LESS INT TRF	62,431	10,000	20,000			-20,000
NET APPROP	$ 5,433,188	$ 5,506,697	$ 6,594,839	$	$	$ -6,594,839
REVENUE	5,424,265	5,506,697	6,594,839			-6,594,839
NET CO COST	$ 8,923	$	$	$	$	$
BUDG POS	67.0		67.0			-67.0

AVIATION ENTERPRISE FUND

	ACTUAL PRIOR YEAR 1982-83	ESTIMATED CURRENT YEAR 1983-84	ADJUSTED ALLOWANCE 1983-84	REQUESTED FISCAL YEAR 1984-85	RECOMMENDED FISCAL YEAR 1984-85	CHANGE FROM ADJ ALLOWANCE
REQUIREMENTS						
APPROPRIATIONS:						
OPERATING EXPENSE	$	$	$	$	$	$
SAL & EMP BEN				2,214,195	2,214,195	2,214,195
SVCS & SUPPS				4,621,612	4,621,612	4,621,612
TOT OP EXPENSE	$	$	$	$ 6,835,807	$ 6,835,807	$ 6,835,807
NON-OPERATING EXPENSE						
NON-OP EXPENSES				335,500	330,000	330,000
TOT NON-OP EXPENSE	$	$	$	$ 335,500	$ 330,000	$ 330,000
FIXED ASSETS						
FIXED ASSETS-EQUIP	$	$	$	$ 11,200	$ 11,200	$ 11,200
IMPROVEMENT PROJECT				2,428,500		
TOT FIXED ASSETS	$	$	$	$ 2,439,700	$ 11,200	$ 11,200
TOT APPROPRIATIONS	$	$	$	$ 9,611,007	$ 7,177,007	$ 7,177,007
TOT REQUIREMENTS	$	$	$	$ 9,611,007	$ 7,177,007	$ 7,177,007
AVAILABLE FUNDS						
SURPLUS	$	$	$	$ 675,000	$ 200,000	$ 200,000
REVENUES:						
OPERATING REVENUE	$	$	$	$ 6,730,471	$ 6,730,471	$ 6,730,471
NON-OP REVENUE				1,959,000		
COUNTY CNTRIB				246,536	246,536	246,536
TOT REVENUE	$	$	$	$ 8,936,007	$ 6,977,007	$ 6,977,007
TOT AVAILABLE FUNDS	$	$	$	$ 9,611,007	$ 7,177,007	$ 7,177,007
BUDG POS				71.0	71.0	71.0

WORKLOAD

Indicator	1981-82	1982-83	1983-84 Estimated	1984-85 Projected
Based Aircraft	1,962	2,084	2,125	2,210
Takeoffs and Landings	1,235,000	1,275,000	1,300,000	1,375,000
Tiedowns Available	1,225	1,258	1,779	1,995
Hangars Available	702	731	744	860
Operator Hangars	14	14	88	85
Gallons of Fuel Sold	1,707,158	1,565,812	1,535,812	1,641,602

MISSION

On August 16, 1983, the Board approved the creation of the Aviation Enterprise Fund to replace the terminated County Engineer-Facilities/Airports budget unit. This fund finances the County aviation activities under the direction and supervision of the County Engineer-Facilities Department. The County owns and operates Brackett Field located near La Verne, Fox Airfield located near Lancaster, Compton Airport in the City of Compton, El Monte Airport located in the City of El Monte and Whiteman Airport in Pacoima.

The airports' performance in the current fiscal year indicates that budgetary provisions are sufficient for providing Board-approved service levels.

For 1984-85, the workload for airports is expected to increase over the 1983-84 experience due to additional tiedowns and hangars available at three of the airports and the improvements from private development at two facilities. In addition, staff and supplies for the operation of Agua Dulce Airport, anticipated to be acquired in 1984-85, has been included in these recommendations. An overall revenue increase is estimated due to an anticipated 2.5% increase in rental rates for tiedowns and hangars, and new and renegotiated leases.

PRE-COUNTY IMPROVEMENT DISTRICT STUDIES

FUNCTION: GENERAL | FUND: GENERAL | ACTIVITY: OTHER GENERAL

CLASSIFICATION	EXPENDITURES: ACTUAL PRIOR YEAR 1982-83	EXPENDITURES: ESTIMATED CURRENT YEAR 1983-84	APPROPRIATIONS: ADJUSTED ALLOWANCE 1983-84	APPROPRIATIONS: REQUESTED FISCAL YEAR 1984-85	APPROPRIATIONS: RECOMMENDED FISCAL YEAR 1984-85	CHANGE FROM ADJ ALLOWANCE
SVCS & SUPPS	$	$	$	$ 92,000	$ 92,000	$ 92,000
GROSS APPROP	$	$	$	$ 92,000	$ 92,000	$ 92,000
NET APPROP	$	$	$	$ 92,000	$ 92,000	$ 92,000
REVENUE				92,000	92,000	92,000
NET CO COST	$	$	$	$	$	$

MISSION

This budget funds Pre-County Improvement District Studies required prior to forming a County Improvement District. The 1984-85 budget recommendations will finance the Board-ordered geological study required to determine the feasibility of forming a geologic hazard abatement district for the Rambla Pacifico landslide.

REIMBURSEMENT FOR SEWER CONSTRUCTION

FUNCTION: GENERAL | FUND: GENERAL | ACTIVITY: OTHER GENERAL

CLASSIFICATION	EXPENDITURES: ACTUAL PRIOR YEAR 1982-83	EXPENDITURES: ESTIMATED CURRENT YEAR 1983-84	APPROPRIATIONS: ADJUSTED ALLOWANCE 1983-84	APPROPRIATIONS: REQUESTED FISCAL YEAR 1984-85	APPROPRIATIONS: RECOMMENDED FISCAL YEAR 1984-85	CHANGE FROM ADJ ALLOWANCE
SVCS & SUPPS	$	$ 124,618	$ 124,618	$ 130,000	$ 130,000	$ 5,382
GROSS APPROP	$	$ 124,618	$ 124,618	$ 130,000	$ 130,000	$ 5,382
NET APPROP	$	$ 124,618	$ 124,618	$ 130,000	$ 130,000	$ 5,382
REVENUE	42,062	125,000	125,000	130,000	130,000	5,000
NET CO COST	$ -42,062	$ -382	$ -382	$	$	$ 382

MISSION

The Reimbursement for Sewer Construction budget reimburses private developers for the cost differential between actual sewer requirements for a development, and oversized county sewer requirements which are in accordance with the County General Plan. The reimbursements paid to developers are recovered through one-time only connection fees charged to the new sewer users. County Engineer-Facilities estimates there will be two requests for sewer reimbursements during 1984-85.

COUNTY ENG-FAC/SEWER & DRAINAGE MTCE

FUNCTION GENERAL | FUND GENERAL | ACTIVITY OTHER GENERAL

CLASSIFICATION	EXPENDITURES ACTUAL PRIOR YEAR 1982-83	EXPENDITURES ESTIMATED CURRENT YEAR 1983-84	APPROPRIATIONS ADJUSTED ALLOWANCE 1983-84	APPROPRIATIONS REQUESTED FISCAL YEAR 1984-85	APPROPRIATIONS RECOMMENDED FISCAL YEAR 1984-85	CHANGE FROM ADJ ALLOWANCE
SAL & EMP BEN	$ 4,154,071	$ 4,225,900	$ 4,459,954	$ 4,698,650	$ 4,698,651	$ 238,697
SVCS & SUPPS	1,054,042	1,765,780	1,765,780	1,549,636	1,549,636	-216,144
GROSS APPROP	$ 5,208,113	$ 5,991,680	$ 6,225,734	$ 6,248,286	$ 6,248,287	$ 22,553
NET APPROP	$ 5,208,113	$ 5,991,680	$ 6,225,734	$ 6,248,286	$ 6,248,287	$ 22,553
REVENUE	5,106,549	5,991,680	6,225,734	6,248,286	6,248,287	22,553
NET CO COST	$ 101,564	$	$	$	$	$
BUDG POS	133.0		134.0	135.0	135.0	1.0

MISSION

Expenditures budgeted in County Engineer-Facilities' Sewer and Drainage Maintenance provide for staffing and supplies associated with managing the sewer maintenance and drainage districts. Expenditures are billed and reimbursed by the appropriate district. The 1984-85 budget recommendations provide for Salaries and Employee Benefits increases and add 1.0 position needed for design and engineering analysis on pump station renovation, area-wide sewer planning, and engineering coordination of grading in drainage maintenance areas.

COUNTY ENGINEER-FACILITIES/WATERWORKS

FUNCTION GENERAL | FUND GENERAL | ACTIVITY OTHER GENERAL

CLASSIFICATION	EXPENDITURES ACTUAL PRIOR YEAR 1982-83	EXPENDITURES ESTIMATED CURRENT YEAR 1983-84	APPROPRIATIONS ADJUSTED ALLOWANCE 1983-84	APPROPRIATIONS REQUESTED FISCAL YEAR 1984-85	APPROPRIATIONS RECOMMENDED FISCAL YEAR 1984-85	CHANGE FROM ADJ ALLOWANCE
SAL & EMP BEN	$ 3,688,649	$ 3,948,648	$ 4,190,166	$ 4,369,726	$ 4,369,726	$ 179,560
SVCS & SUPPS	2,107,050	2,806,023	2,806,023	2,810,068	2,851,995	45,972
OTH CHAR/USES	28,114					
GROSS APPROP	$ 5,823,813	$ 6,754,671	$ 6,996,189	$ 7,179,794	$ 7,221,721	$ 225,532
NET APPROP	$ 5,823,813	$ 6,754,671	$ 6,996,189	$ 7,179,794	$ 7,221,721	$ 225,532
REVENUE	5,690,031	6,754,671	6,996,189	7,179,794	7,221,721	225,532
NET CO COST	$ 133,782	$	$	$	$	$
BUDG POS	126.0		126.0	126.0	126.0	

MISSION

Expenditures budgeted in County Engineer-Facilities/Waterworks provides for staffing and Services and Supplies associated with managing the 18 Waterworks Districts. All expenditures are billed and totally reimbursed by the appropriate Waterworks District. The 1984-85 budget recommendations for County Engineer-Facilities/Waterworks reflects increased Salaries and Employee Benefits and Services and Supplies changes.

CRIMINAL JUSTICE INFORMATION SYSTEM

FUNCTION: PUBLIC PROTECTION | FUND: GENERAL | ACTIVITY: OTHER PROTECTION

CLASSIFICATION	EXPENDITURES: ACTUAL PRIOR YEAR 1982-83	EXPENDITURES: ESTIMATED CURRENT YEAR 1983-84	APPROPRIATIONS: ADJUSTED ALLOWANCE 1983-84	APPROPRIATIONS: REQUESTED FISCAL YEAR 1984-85	APPROPRIATIONS: RECOMMENDED FISCAL YEAR 1984-85	CHANGE FROM ADJ ALLOWANCE
SVCS & SUPPS	$	$ 1,155,731	$ 3,000,000	$ 2,755,852	$ 2,755,852	$ -244,148
GROSS APPROP	$	$ 1,155,731	$ 3,000,000	$ 2,755,852	$ 2,755,852	$ -244,148
NET APPROP	$	$ 1,155,731	$ 3,000,000	$ 2,755,852	$ 2,755,852	$ -244,148
NET CO COST	$	$ 1,155,731	$ 3,000,000	$ 2,755,852	$ 2,755,852	$ -244,148

MISSION

In May, 1982, the County-wide Criminal Justice Coordination Committee (CCJCC) established a permanent multi-agency Information Systems Advisory Body charged with the responsibility of reviewing, recommending, and implementing cost-effective improvements in the automated justice information systems in Los Angeles County. Subsequently, the Advisory Body submitted the Long Range Information Systems Plan that was approved by both the CCJCC and the Board of Supervisors in January, 1983.

Early in the planning process, the twelve participating agencies in the Information Systems Advisory Body entered into a Management Control Agreement which defined the goals, scope, and operational policies of the Advisory Body. Further, the agreement was ratified by CCJCC. Accordingly, "the mission of the Criminal Justice Information System is to assist in the protection of the total community by providing readily accessible, accurate information to speed the apprehension and legal processing of alleged law violators and to enhance treatment programs in the most effective and efficient manner".

For Fiscal Year 1983-84, the Board of Supervisors approved an appropriation of $3,000,000 for the Criminal Justice Information System for its first year funding. The 1983-84 projected savings of $1,844,269 is a result of the time devoted to a comprehensive planning process which postponed system development to late 1983-84.

The County-wide Criminal Justice Coordination Committee has requested $2,755,852 in County general funds for 1984-85. The recommended budget finances programs approved by CCJCC which are scheduled to be started and/or completed during 1984-85.

RECOMMENDED CHANGES FROM 1983-84 ADJUSTED ALLOWANCE

Program Changes

	Appropriation	Revenue	Net County Cost	Bud. Pos.
1	$ (-244,148)	$ --	$ (-244,148)	--

System Funding 1984-85: An amount of $2,755,852 is recommended for the Criminal Justice Information System for 1984-85. Funding provisions are described below:

- Network Enhancement

  An amount of $238,335 is recommended to provide for specifications and purchase of equipment to upgrade the network operations as new systems are added.

- Fingerprint Transmission

An amount of $283,900 is recommended for a pilot program to expand the Fingerprint Transmission System to 39 local police and County law enforcement locations which will provide a rapid and positive identification system for criminal defendants.

- Juvenile Automated Detention System

The amount of $66,750 is recommended for the Juvenile Automated Detention System to support purchase and installation of equipment.

- Master Index

The amount of $781,758 is recommended for expansion of the Master Index pilot to a county-wide service.

- Municipal Court Information System

The amount of $102,060 is recommended to support the courts' efforts to automate procedures and documents.

- Prosecutor's Management System

An amount of $208,131 is recommended to support development of the Prosecutor's Management System.

- Automated Case Tracking System

An amount of $212,625 is recommended for the Automated Case Tracking System.

- Adult Probation System

An amount of $286,799 is recommended to develop the Adult Probation System to provide centralized status reports regarding probationers.

- Expanded Justice Data System

An amount of $141,750 is recommended for system development of the Sheriff's Expanded Justice Data System.

- County Warrant System

The amount of $345,744 is recommended for development of the County Warrant System.

- Juvenile Traffic System

An amount of $75,000 is recommended for software conversion and program expansion of the existing Traffic System onto the Criminal Justice Information System network.

- Mass Arrest System

An amount of $13,000 is recommended for the Mass Arrest Booking and Judicial Document System to provide for equipment payments.

Total	$	(-244,148)	$	--	$	(-244,148)	--

DATA PROCESSING

FUNCTION: GENERAL | FUND: GENERAL | ACTIVITY: OTHER GENERAL

CLASSIFICATION	EXPENDITURES: ACTUAL PRIOR YEAR 1982-83	EXPENDITURES: ESTIMATED CURRENT YEAR 1983-84	APPROPRIATIONS: ADJUSTED ALLOWANCE 1983-84	APPROPRIATIONS: REQUESTED FISCAL YEAR 1984-85	APPROPRIATIONS: RECOMMENDED FISCAL YEAR 1984-85	APPROPRIATIONS: CHANGE FROM ADJ ALLOWANCE
SAL & EMP BEN	$ 39,522,616	$ 37,864,587	$ 39,227,827	$ 40,720,310	$ 40,637,329	$ 1,409,502
SVCS & SUPPS	26,784,439	39,204,446	47,555,965	50,797,653	48,768,950	1,212,985
FIXED ASSETS	503,632	114,154	161,354	3,751,916	3,410,756	3,249,402
GROSS APPROP	$ 66,810,687	$ 77,183,187	$ 86,945,146	$ 95,269,879	$ 92,817,035	$ 5,871,889
LESS INT TRF	50,855,478	57,996,075	67,075,345	73,994,032	74,164,721	7,089,376
NET APPROP	$ 15,955,209	$ 19,187,112	$ 19,869,801	$ 21,275,847	$ 18,652,314	$ -1,217,487
REVENUE	16,364,834	18,451,657	19,134,346	20,540,392	17,916,859	-1,217,487
NET CO COST	$ -409,625	$ 735,455	$ 735,455	$ 735,455	$ 735,455	$
BUDG POS	1,283.0		1,148.9	1,096.4	1,094.4	-54.5

WORKLOAD

Indicator	1981-82	1982-83	1983-84 Estimated	1984-85 Projected
Pages Printed*	57,070	57,243	60,465	60,525
Jobs Processed*	1,210	1,248	997**	1,000**
Terminal Inquiries*	101,054	118,829	154,911	185,890
Documents Scanned*	6,097	5,517	6,109	6,110
Documents Keyed*	41,950	41,497	35,766	40,778
Xerox Production*	17,883	22,340	27,890	36,072
Microfilm Production*	857,407	1,009,516	1,105,055	1,196,468

* Figures in thousands.
** Reflects conversion of Spectra to IBM and consolidation of jobs.

DEPARTMENTAL MISSION

The Data Processing Department was established in 1969 to consolidate the County's data processing computer operations. The Department is responsible for the planning, acquisition, installation, maintenance, programming, operation, and custody of all data processing and data communications systems and equipment. The Department also reviews, approves, and manages all agreements between County departments and private vendors for data processing services. Currently, the Department provides services to 43 County departments/districts and Orange County through a seven day week, 24 hours a day operation. The Department supports 358 production systems including 20 on-line systems. In addition, the Department supports 67 minicomputers in 12 County departments and approximately 400 word processing units.

The Department will underexpend its Salaries and Employee Benefits budget in the current fiscal year, reflecting continued attrition of staff supplanted by contracting out for services. At the same time, the Services and Supplies portion of the budget has also been underexpended. These underexpenditures have been offset by reduced Intrafund Transfers and Revenue, resulting in savings for user departments. The Department has continued to provide essential services to users during this period.

For 1984-85, a Net County Cost equal to the amount budgeted in 1983-84 of $735,455 is recommended. This amount, in combination with Intrafund Transfers and Revenue, finances Salaries and Employee Benefits increases amounting to $1,409,502 and accommodates all cost increases for Services and Supplies and Fixed Assets. The Department will significantly offset the impact of cost increases for negotiated Salaries and Employees Benefits increases through staff attrition made possible by improved productivity and contracting out for services.

RECOMMENDED CHANGES FROM
1983-84 ADJUSTED ALLOWANCE

Program Changes

	Appropriation	Revenue	Net County Cost	Bud. Pos.
1	$ --	$ --	$ --	(-4.0)

Purchasing and Stores Data Entry Transfer: Reflects transfer to the Purchasing and Stores Department of 4.0 positions costing $83,368 in Salaries and Employee Benefits to enhance quality control and facilitate timely delivery of data entry services.

Other Changes

1	$ --	$ --	$ --	--

Salaries and Employee Benefits Adjustments: This primarily reflects costs of Salaries and Employee Benefits increases negotiated with employee bargaining units effective September 1, 1984. The impact of position reclassifications, reduced vacancies and other salary adjustments are also included in this appropriation. These increases in Salaries and Employee Benefits of $2,206,643 are totally offset by charges to user departments.

2	$ --	$ --	$ --	(-35.6)

Productivity Improvement and Position Realignment: Reflects net savings for Salaries and Employee Benefits of $436,152 resulting from realignment of staff resources to better match changing workload demands, streamlining of procedures, and use of more efficient equipment. Changes recommended by Arthur D. Little, Inc. are included in this savings. Reduction in appropriation requirement represents savings to user departments.

3	$ --	$ --	$ --	(-12.9)

Contracting Out Savings: Reduced Salaries and Employee Benefits costs of $277,621 result from increased contracting out for programming and data conversion services.

4	$ --	$ --	$ --	(-2.0)

Early Separation Program: Reflects savings from Board-approved early separation of three management positions. Pending further Board determination, savings have been reserved to fund management incentives.

5	$ --	$ --	$ --	--

Services and Supplies: Services and Supplies costs will increase by $1,212,985 primarily reflecting greater use of contract programming and outside consultants, as well as increased needs for software. These cost increases are offset in part by reduced costs for rents and leases. Increased Intrafund Transfer is also reflected due to service level increases requested by various user departments.

6	$ --	$ --	$ --	--

Fixed Assets: A cost increase of $3,249,402 will result from purchasing equipment on a cash basis rather than lease purchase arrangements used in 1983-84. The equipment needs reflect additional automation and cost effective improvement for user departments.

	Appropriation	Revenue	Net County Cost	Bud. Pos.
7	$ (-1,217,487)	$(-1,217,487)	$ --	--

Reimbursable Program Requirements: Reflects full cost recovery for services requested by and rendered to users. Decreased net appropriation and revenue result from budgeting certain Data Processing services for hospitals on an Intrafund Transfers basis rather than Revenue.

Total	$ (-1,217,487)	$(-1,217,487)	$ --	(-54.5)

DISTRICT ATTORNEY

FUNCTION: PUBLIC PROTECTION | FUND: GENERAL | ACTIVITY: JUDICIAL

CLASSIFICATION	EXPENDITURES: ACTUAL PRIOR YEAR 1982-83	EXPENDITURES: ESTIMATED CURRENT YEAR 1983-84	APPROPRIATIONS: ADJUSTED ALLOWANCE 1983-84	APPROPRIATIONS: REQUESTED FISCAL YEAR 1984-85	APPROPRIATIONS: RECOMMENDED FISCAL YEAR 1984-85	CHANGE FROM ADJ ALLOWANCE
SAL & EMP BEN	$ 50,350,597	$ 53,374,352	$ 54,697,627	$ 75,810,830	$ 64,127,119	$ 9,429,492
SVCS & SUPPS	4,512,639	6,104,082	5,804,082	8,597,362	6,919,253	1,115,171
FIXED ASSETS	112,743	426,570	26,570	399,744	209,269	182,699
GROSS APPROP	$ 54,975,979	$ 59,905,004	$ 60,528,279	$ 84,807,936	$ 71,255,641	$ 10,727,362
LESS INT TRF	2,389,186	2,533,443	2,584,069	3,348,015	3,311,397	727,328
NET APPROP	$ 52,586,793	$ 57,371,561	$ 57,944,210	$ 81,459,921	$ 67,944,244	$ 10,000,034
REVENUE	8,495,589	9,008,025	9,120,494	9,920,058	9,950,946	830,452
NET CO COST	$ 44,091,204	$ 48,363,536	$ 48,823,716	$ 71,539,863	$ 57,993,298	$ 9,169,582
BUDG POS	1,098.7		1,233.0	1,525.3	1,320.0	87.0

WORKLOAD

Indicator	1981-82	1982-83	1983-84 Estimated	1984-85 Projected
Criminal Complaints	225,990	241,151	248,754	261,190
Preliminary Hearings	30,733	32,522	33,497	35,172
Superior Court Felonies	21,070	22,385	23,055	24,208
Municipal Court Cases	107,961	120,277	123,790	129,980

DEPARTMENTAL MISSION

The District Attorney is responsible for representing the people in all felony prosecutions and juvenile hearings in the County as well as misdemeanor prosecutions in the unincorporated areas of the County and in cities that have no city prosecutor. The Department conducts a variety of investigations of highly specialized crimes and serves as legal advisor to the Grand Jury.

The Department's performance in the current fiscal year indicates that the Department is projected to incur a Salaries and Employee Benefits savings of $1,323,275 by year end, resulting primarily from delays in hiring new Deputy District Attorney positions. This savings is partially offset by projected overexpenditures in Services and Supplies costs and Fixed Assets because of office automation and an effort by the District Attorney to maximize AB 90 Revenue.

For 1984-85, the District Attorney's workload for criminal cases is expected to increase approximately 5%. The 1984-85 budget recommendations include enhancing the Victim Witness Assistance Grant Program, increasing Court staffing, adding a Decentralized Priors Unit and law library staff. In addition, the Department is transferring 23.0 positions from the Family Support budget to the Criminal budget to allow the consolidation of the Bureau of Management and Budget. The necessary Salaries and Employee Benefits increases have been added for those bargaining units which have a negotiated contract. However, the attorney's bargaining unit has yet to settle with the County and therefore, an estimated increase has been recommended for this unit until the negotiations are finalized.

RECOMMENDED CHANGES FROM
1983-84 ADJUSTED ALLOWANCE

Program Changes

	Appropriation	Revenue	Net County Cost	Bud. Pos.
1	$ 275,530	$ 275,530	$ --	16.0

Victim Witness Assistance Program: The scope of the Victim Witness Assistance Grant Program is being increased to provide additional services to the community in both the central and outlying districts.

2	$ --	$ --	$ --	23.0

Consolidation of the Bureau of Management and Budget (BMB): This reflects the transfer of positions to the Criminal budget which were previously allocated in the Family Support budget but reported organizationally to BMB. There is no Net County Cost as services will continue to be billed to the Bureau of Family Support.

3	$ 1,718,311	$ --	$ 1,718,311	36.0

Court Staffing: This reflects partial funding of Phase II of the three-year plan for additional court staffing based on available financing.

4	$ 238,712	$ 238,712	$ --	10.0

Decentralized Priors Unit: This reflects funding for the Priors Unit which identifies prior felony convictions of habitual offenders. This appropriation is fully offset by AB 90 revenue.

5	$ 70,444	$ --	$ 70,444	2.0

Law Library Staff: This will provide appropriation to staff and improve the Department's law libraries.

Other Changes

1	$ 6,507,711	$ --	$ 6,507,711	--

Salaries and Employee Benefits Adjustment: This reflects the cost of 1984-85 Salaries and Employee Benefits increases for those units in the District Attorney's Office which have negotiated contracts. However, the bargaining unit representing the attorneys has not yet settled and therefore an estimated increase for attorneys has been provided. Also included is a proper funding of salaries based on current trends and approved personnel reclassifications.

2	$ 1,109,788	$ --	$ 1,109,788	--

Office Automation: This reflects funding for the Phase I ongoing costs for office automation and partial funding of Phase II. This program will provide increased efficiency and productivity.

3	$ (-28,077)	$ --	$ (-28,077)	--

Services and Supplies: This reflects reductions in various accounts partially offset by increases in other areas.

4	$ 144,729	$ 115,760	$ 28,969	--

Fixed Assets: This reflects increases in appropriation to provide for a vari-typesetter, video, sound lab and polygraph equipment necessary to help the attorneys prepare for court trials. Also included is funds to purchase a telecommunications system which is revenue offset with Victim Witness Assistance Grant funds.

5	$ (-37,114)	$ --	$ (-37,114)	--

Intrafund Transfers: This reflects a minor increase in charges to the Department of Public Social Services for investigative personnel to review welfare fraud cases.

	Appropriation	Revenue	Net County Cost	Bud. Pos.
6	$ --	$ 200,450	$ (-200,450)	--

Revenue Adjustments: This reflects additional Gang Violence Grant revenue and Peace Officer Standards and Training Commission revenue based on projected trends. This also reflects revenue reductions in the Extradition, Career Criminal Grant and Consumer Fraud Programs based on current trends and a reduction in grant funding.

Total	$ 10,000,034	$ 830,452	$ 9,169,582	87.0

DISTRICT ATTORNEY - FAMILY SUPPORT

FUNCTION: PUBLIC PROTECTION — FUND: GENERAL — ACTIVITY: JUDICIAL

CLASSIFICATION	EXPENDITURES: ACTUAL PRIOR YEAR 1982-83	EXPENDITURES: ESTIMATED CURRENT YEAR 1983-84	APPROPRIATIONS: ADJUSTED ALLOWANCE 1983-84	APPROPRIATIONS: REQUESTED FISCAL YEAR 1984-85	APPROPRIATIONS: RECOMMENDED FISCAL YEAR 1984-85	CHANGE FROM ADJ ALLOWANCE
SAL & EMP BEN	$ 22,347,800	$ 22,461,698	$ 22,465,701	$ 23,145,060	$ 23,706,841	$ 1,241,140
SVCS & SUPPS	11,120,280	13,293,276	13,293,276	13,553,859	13,847,569	554,293
FIXED ASSETS	25,109	4,395	4,395	4,395	4,395	
GROSS APPROP	$ 33,493,189	$ 35,759,369	$ 35,763,372	$ 36,703,314	$ 37,558,805	$ 1,795,433
LESS INT TRF	682	1,830,717	1,830,717	1,992,101	1,830,717	
NET APPROP	$ 33,492,507	$ 33,928,652	$ 33,932,655	$ 34,711,213	$ 35,728,088	$ 1,795,433
REVENUE	30,928,006	34,528,506	33,949,506	34,136,911	34,898,337	948,831
NET CO COST	$ 2,564,501	$ -599,854	$ -16,851	$ 574,302	$ 829,751	$ 846,602
BUDG POS	932.0		852.6	829.6	829.6	-23.0

WORKLOAD

Indicator	1981-82	1982-83	1983-84 Estimated	1984-85 Projected
Family Support Cases	313,200	316,600	315,159	315,159

DEPARTMENTAL MISSION

The District Attorney establishes and enforces the rights of families to financial support. The costs of enforcing the rights of families to support are financed in this budget.

The Department's performance in the current fiscal year indicates that the Department will incur a savings of $583,003 by year end primarily due to additional Support Enforcement Incentive Fund (SEIF) revenue.

For 1984-85, the workload of the Family Support unit is expected to remain at the current level. A projected continued improvement in baseline welfare collections, a new Unemployment Insurance Benefit Intercept Program, and an increase in administrative revenue reimbursement based on increased costs, has resulted in a projected revenue increase. This increase is partially offset by a legislative change in the Federal subvention rate for SEIF revenue. The 1984-85 budget recommendations also include a transfer of 23.0 positions to the District Attorney's Criminal budget for the consolidation of the Bureau of Management and Budget. The changes in service levels necessary to finance the Department's program are described in the following:

RECOMMENDED CHANGES FROM
1983-84 ADJUSTED ALLOWANCE

Program Changes

	Appropriation	Revenue	Net County Cost	Bud. Pos.
1	$ (-654,929)	$ (-458,450)	$ (-196,479)	(-23.0)

Consolidation of the Bureau of Management and Budget (BMB): This transfers positions to the Criminal budget which were previously in the Family Support budget but reported organizationally to the BMB. Services will, however, continue to be billed to the Family Support budget and, therefore, the 1984-85 Services and Supplies has an equivalent increase. The Revenue decrease reflects a required adjustment in Federal Subvention funds.

Other Changes

1	$ 1,896,069	$ 1,858,692	$ 37,377	--

Salaries and Employee Benefits Increases: This reflects Salaries and Employee Benefits increases for those bargaining units which have a negotiated contract and an estimated increase for attorneys. These increases in appropriation are largely offset by federal subventions and revenue increases resulting from County charges.

2	$ 661,279	$ 462,895	$ 198,384	--

Services Received From Other County Departments: This increase reflects increased charges for services provided by other County departments. This includes increases in Public Social Services for processing family support claims and an increase for services provided by the District Attorney's Criminal budget. These increases are partially offset by decreases in charges by the Auditor-Controller, County Clerk, Data Processing, Registrar-Recorder and Building Services. The increased appropriation is offset 70% with Federal Subvention funds.

3	$ (-106,986)	$ (-74,890)	$ (-32,096)	--

Services and Supplies Adjustments: This reflects minor adjustments in various accounts.

4	$ --	$ (-791,787)	$ 791,787	--

Reduction in Federal Support Enforcement Incentive Rate: This reflects the full year impact of the Federal SEIF rate reduction from 15% to 12%, effective October 1, 1983.

5	$ --	$(-1,324,662)	$ 1,324,662	--

Reduction in State and Federal Income Tax Intercept Collections: This reflects a significant decrease in the funds intercepted from State and Federal income tax returns. This reduction is due to a reduced number of "hits" which the Department believes resulted from general economic problems, and an awareness on the part of some individuals that a reduction in withholding will make funds unavailable for such interception.

6	$ --	$ 346,932	$ (-346,932)	--

Unemployment Insurance Benefit Intercept Program: Effective March 1, 1984, the State of California will intercept up to 25% of the unemployment insurance benefits for the purpose of satisfying child support obligations.

7	$ --	$ 930,101	$ (-930,101)	--

Increase in Baseline Collections: This represents an improvement in baseline welfare-related collections.

Total	$ 1,795,433	$ 948,831	$ 846,602	(-23.0)

EMPLOYEE RELATIONS COMMISSION

FUNCTION GENERAL | FUND GENERAL | ACTIVITY PERSONNEL

CLASSIFICATION	EXPENDITURES ACTUAL PRIOR YEAR 1982-83	EXPENDITURES ESTIMATED CURRENT YEAR 1983-84	APPROPRIATIONS ADJUSTED ALLOWANCE 1983-84	APPROPRIATIONS REQUESTED FISCAL YEAR 1984-85	APPROPRIATIONS RECOMMENDED FISCAL YEAR 1984-85	CHANGE FROM ADJ ALLOWANCE
SAL & EMP BEN	$ 110,865	$ 111,495	$ 111,495	$ 119,246	$ 119,246	$ 7,751
SVCS & SUPPS	29,081	30,633	30,633	33,539	31,469	836
GROSS APPROP	$ 139,946	$ 142,128	$ 142,128	$ 152,785	$ 150,715	$ 8,587
NET APPROP	$ 139,946	$ 142,128	$ 142,128	$ 152,785	$ 150,715	$ 8,587
NET CO COST	$ 139,946	$ 142,128	$ 142,128	$ 152,785	$ 150,715	$ 8,587
BUDG POS	3.0		3.0	3.0	3.0	

WORKLOAD

Indicator	1981-82	1982-83	1983-84 Estimated	1984-85 Projected
Representation Matters				
-Petitions Filed and Investigated	--	5	4	5
-Amend Certifications Requests	22	35	45	40
-Hearings	--	1	1	1
-Elections	--	3	3	2
Unfair Practice Charges				
-Charges Filed	55	34	35	33
-Investigated	56	32	32	30
-Hearings	27	23	32	28
-Decisions and Orders Issued	10	15	13	13
Arbitration and Impasses				
-Arbitration Requests Filed	147	182	204	200
-Mediation Requests Filed	1	6	25	8
-Factfinding Requests Filed	5	2	4	3

MISSION

The Employee Relations Commission was established in 1968 by the Board of Supervisors' adoption of the Employee Relations Ordinance to improve labor relations between County government and its employees. Commission responsibilities include consideration and approval of employee representation units, supervision of employee unit elections, investigation of alleged unfair employee relations practices, acting on requests for mediation, fact finding, and arbitration of disputes.

For 1984-85, the budget recommendation for Employee Relations Commission provides funding for Salaries and Employee Benefits increases negotiated with employee bargaining units. On February 28, 1984, the Board of Supervisors approved an increase in the per diem rate from $170 to $220 for Hearing Officers. The funding requirements reflect the increased rate. Funding provided for the current workforce of three permanent employees, assumes no significant cost associated with conducting employee representation elections during 1984-85, and anticipates that the number of unfair practice charge hearings will be consistent with the previous two fiscal years' average.

RECOMMENDED CHANGES FROM
1983-84 ADJUSTED ALLOWANCE

Other Changes

	Appropriation	Revenue	Net County Cost	Bud. Pos.
1	$ 7,751	$ --	$ 7,751	--

Salaries and Employee Benefits Adjustment: This reflects cost of 1984-85 Salaries and Employee Benefits increases negotiated with employee bargaining units, effective September 1, 1984. No increases were allowed in 1983-84, and the first two months of 1984-85.

2	$ (-2,614)	$ --	$ (-2,614)	--

Reduction in Operating Supplies: This reflects a reduction in funding for various office supplies.

3	$ 3,450	$ --	$ 3,450	--

Hearing Officer Fees: This reflects an increase in funding from $170 to $220 per day for persons providing Hearing Officer services for the Commission.

Total	$ 8,587	$ --	$ 8,587	--

EXPLOITATION

FUNCTION	FUND	ACTIVITY
GENERAL	GENERAL	PROMOTION

	EXPENDITURES		APPROPRIATIONS			
CLASSIFICATION	ACTUAL PRIOR YEAR 1982-83	ESTIMATED CURRENT YEAR 1983-84	ADJUSTED ALLOWANCE 1983-84	REQUESTED FISCAL YEAR 1984-85	RECOMMENDED FISCAL YEAR 1984-85	CHANGE FROM ADJ ALLOWANCE
OTH CHAR/USES	$	$	$	$	$	$
GROSS APPROP	$	$	$	$	$	$
NET APPROP	$	$	$	$	$	$
NET CO COST	$	$	$	$	$	$

MISSION

This appropriation provides for advertising the resources of the County through papers, periodicals, programs, and associations and by displaying products and industries at expositions and fairs.

Section 26100 of the State Government Code authorizes the Board of Supervisors to create a fund to finance the exploitation of the resources of the County for the purpose of fostering trade and commerce. Due to the passage of Proposition 13, funding for this activity has not been provided since 1977-78. No requests for funds have been received.

EXPOSITION

FUNCTION	FUND	ACTIVITY
GENERAL	GENERAL	PROMOTION

	EXPENDITURES		APPROPRIATIONS			
CLASSIFICATION	ACTUAL PRIOR YEAR 1982-83	ESTIMATED CURRENT YEAR 1983-84	ADJUSTED ALLOWANCE 1983-84	REQUESTED FISCAL YEAR 1984-85	RECOMMENDED FISCAL YEAR 1984-85	CHANGE FROM ADJ ALLOWANCE
OTH CHAR/USES	$	$	$	$	$	$
GROSS APPROP	$	$	$	$	$	$
NET APPROP	$	$	$	$	$	$
NET CO COST	$	$	$	$	$	$

MISSION

This appropriation provides for advertising the resources of the County through the maintenance of exhibits of products and resources at fairs and expositions. This appropriation is for the purpose of encouraging immigration, increasing trade in the products of the State and County, and the giving of premiums for competitive excellence of such products at local fairs or exhibitions.

Section 25904 of the State Government Code authorizes the Board of Supervisors to finance the advertising of County resources at various fairs and expositions. Due to the passage of Proposition 13, funding for this activity has not been provided since 1977-78. No requests for funds have been received.

FARM ADVISOR

FUNCTION: GENERAL | FUND: GENERAL | ACTIVITY: OTHER GENERAL

CLASSIFICATION	EXPENDITURES: ACTUAL PRIOR YEAR 1982-83	EXPENDITURES: ESTIMATED CURRENT YEAR 1983-84	APPROPRIATIONS: ADJUSTED ALLOWANCE 1983-84	APPROPRIATIONS: REQUESTED FISCAL YEAR 1984-85	APPROPRIATIONS: RECOMMENDED FISCAL YEAR 1984-85	CHANGE FROM ADJ ALLOWANCE
SAL & EMP BEN	$ 79,899	$ 79,367	$ 76,614	$ 94,554	$ 94,554	$ 17,940
SVCS & SUPPS	52,004	62,796	57,796	74,000	73,927	16,131
FIXED ASSETS	119			1,100	1,100	1,100
GROSS APPROP	$ 132,022	$ 142,163	$ 134,410	$ 169,654	$ 169,581	$ 35,171
NET APPROP	$ 132,022	$ 142,163	$ 134,410	$ 169,654	$ 169,581	$ 35,171
REVENUE	253					
NET CO COST	$ 131,769	$ 142,163	$ 134,410	$ 169,654	$ 169,581	$ 35,171
BUDG POS	3.9		3.8	4.0	4.0	0.2

WORKLOAD

Indicator	1981-82	1982-83	1983-84 Estimated	1984-85 Projected
Telephone Contacts	39,000	45,500	52,000	45,000
Number of 4-H Club Members	6,775	8,476	7,365	9,000

DEPARTMENTAL MISSION

Los Angeles County support of the University of California's Cooperative Agricultural Extension Service Program is provided through the Farm Advisor Department. This off-campus educational program deals with food production, consumer information, 4-H Youth Clubs, urban nutrition and related information resources. The Farm Advisor Department is headquartered in Los Angeles and also staffs one field office in Antelope Valley. Los Angeles County supplies limited clerical staff, office space and supplies, equipment, transportation and travel expenses for the program. Program administration and professional salaries are funded entirely by the University.

In 1984-85 the Farm Advisor will continue to gather, evaluate, test and distribute the results of agricultural and home economics research by the University of California: (1) to improve the effectiveness of production, marketing and general management of the agricultural industries in this county; (2) to provide information to professional home economists, mass media, industry and homemakers, and (3) to supply information for the training of 4-H Club leaders and members.

The Department will incur a Net County Cost deficit of $7,753 by year end. This results primarily from unanticipated expenses for security guard service and higher telephone utilities associated with the relocation of the Department's headquarters. The changes in funding requirements are needed to finance increases in Salaries and Employee Benefits negotiated with employee bargaining units and inflationary costs in Services and Supplies.

RECOMMENDED CHANGES FROM
1983-84 ADJUSTED ALLOWANCE

Program Changes

	Appropriation	Revenue	Net County Cost	Bud. Pos.
1	$ 17,940	$ --	$ 17,940	0.2

Salaries and Employee Benefits Adjustments: This reflects full-year funding for one employee reclassification, the restoration of 25% funding for 1 Intermediate Typist Clerk position and the cost of 1984-85 Salaries and Employee Benefits increases negotiated with employee bargaining units, effective September 1, 1984. Restoration of the Intermediate Typist Clerk position provides full-time staffing in the reception area which is required to maintain security at the headquarter facility.

Other Changes

1	$ 16,131	$ --	$ 16,131	--

Services and Supplies Adjustment: This allocation will allow the Department to pay for services rendered by other departments. The Department's recent relocation has resulted in additional unanticipated expenses.

2	$ 1,100	$ --	$ 1,100	--

Fixed Assets Adjustment: Allocation to be utilized to replace twenty-year old equipment.

Total	$ 35,171	$ --	$ 35,171	0.2

FEDERAL ASSISTANCE

FUNCTION GENERAL | FUND GENERAL | ACTIVITY OTHER GENERAL

CLASSIFICATION	EXPENDITURES ACTUAL PRIOR YEAR 1982-83	EXPENDITURES ESTIMATED CURRENT YEAR 1983-84	APPROPRIATIONS ADJUSTED ALLOWANCE 1983-84	APPROPRIATIONS REQUESTED FISCAL YEAR 1984-85	APPROPRIATIONS RECOMMENDED FISCAL YEAR 1984-85	APPROPRIATIONS CHANGE FROM ADJ ALLOWANCE
SVCS & SUPPS	$ 1,931,555	$ 156,404	$ 30,000,000	$ 30,000,000	$ 30,000,000	$
GROSS APPROP	$ 1,931,555	$ 156,404	$ 30,000,000	$ 30,000,000	$ 30,000,000	$
NET APPROP	$ 1,931,555	$ 156,404	$ 30,000,000	$ 30,000,000	$ 30,000,000	$
REVENUE	792,000	156,404	30,000,000	30,000,000	30,000,000	
NET CO COST	$ 1,139,555	$	$	$	$	$

MISSION

The Federal Assistance appropriation represents a contingency appropriation financed by Federal pass-through funds for program and County-related expenditures. The appropriation is fully offset by revenue and there is no Net County Cost.

The current year's allowance reflects an appropriation for disaster-related expenditures incurred by the 1983 storm damage restoration projects plus approved hazard mitigation proposals. For 1984-85, the appropriation is the same as for the current year, in the event of availability of Federal funds.

FEDERAL REVENUE SHARING FUND

FUNCTION: GENERAL | FUND: FED REV SHARING | ACTIVITY: REVENUE SHARING

CLASSIFICATION	EXPENDITURES: ACTUAL PRIOR YEAR 1982-83	EXPENDITURES: ESTIMATED CURRENT YEAR 1983-84	APPROPRIATIONS: ADJUSTED ALLOWANCE 1983-84	APPROPRIATIONS: REQUESTED FISCAL YEAR 1984-85	APPROPRIATIONS: RECOMMENDED FISCAL YEAR 1984-85	CHANGE FROM ADJ ALLOWANCE
REQUIREMENTS						
APPROPRIATIONS						
OTH CHAR/USES	$ 78,718,807	$ 88,512,444	$ 92,260,187	$ 80,833,052	$ 80,833,052	$ -11,427,135
FIXED ASSETS	4,615					
GROSS APPROP	$ 78,723,422	$ 88,512,444	$ 92,260,187	$ 80,833,052	$ 80,833,052	$ -11,427,135
NET APPROP	$ 78,723,422	$ 88,512,444	$ 92,260,187	$ 80,833,052	$ 80,833,052	$ -11,427,135
TOT REQMTS	$ 78,723,422	$ 88,512,444	$ 92,260,187	$ 80,833,052	$ 80,833,052	$ -11,427,135
AVAILABLE FUNDS						
SURPLUS	$ 1,971,916	$ 6,690,683	$ 6,690,683	$	$	$ -6,690,683
REVENUE	83,442,189	81,821,761	85,569,504	80,833,052	80,833,052	-4,736,452
TOT AVAIL FDS	$ 85,414,105	$ 88,512,444	$ 92,260,187	$ 80,833,052	$ 80,833,052	$ -11,427,135

MISSION

The Revenue Sharing Program provides general purpose Federal revenues to local governments and is not solely attributed to the operation of any department. The County is required to identify and account for the use of these funds in accordance with applicable Federal laws and regulations.

On November 30, 1983, the Revenue Sharing Program was extended for three years at the previously funded level of $4.6 billion annually. However, for 1983-84, an underrealization of $3,747,743 in Federal Revenue Sharing funds is anticipated for the County. This is due primarily to the fact that the County's taxing effort growth in 1981-82 (base year for current formula allocation) was less than other competing jurisdictions within California. The impact on the County's taxing effort growth is due, in part, to a 1981-82 Department of Finance audit on property tax allocations.

For 1984-85, Federal Revenue Sharing funds are recommended for continued use as contribution to the County Hospital Enterprise Fund operations. The 1984-85 recommendation of $80,833,052 anticipates continued Federal funding at the present level.

Revenue Sharing Elements	1984-85 Recommend
Entitlement Period 15 (July 1, 1984 - Sept. 30, 1984 --- One Quarter)	$ 20,136,763
Entitlement Period 16 (Oct. 1, 1984 - June 30, 1985 --- Three Quarters)	60,410,289
Interest Estimate	286,000
Total Revenue Sharing	$ 80,833,052

RECOMMENDED CHANGES FROM
1983-84 ADJUSTED ALLOWANCE

Other Changes

	Requirements	Available Funds	Bud. Pos.
1	$ (-4,736,452)	$ (-4,736,452)	--

Reduced Allocation: This reflects a reduction in Los Angeles County's Federal Revenue Sharing funds for Entitlement Periods 15 and 16 due to an apportionment reduction in Federal Revenue Sharing funds State-wide. Also reflected is a minimal reduction in interest earnings as a result of more timely transfers of revenue sharing funds to the hospitals to meet their cash flow needs.

2	$ (-6,690,683)	$ (-6,690,683)	--

Surplus Reduction: Reduction of one-time carryover funds accumulated from 1981-82 and 1982-83.

Total	$(-11,427,135)	$(-11,427,135)	--

FINANCING ELEMENTS

REQUIREMENTS	ADJUSTED ALLOWANCE 1983-84	REQUESTED FISCAL YEAR 1984-85	RECOMMENDED FISCAL YEAR 1984-85	CHANGE FROM ADJUSTED ALLOWANCE
Appropriation for Contingencies	$ 7,000,000	$ --	$ --	$(-7,000,000)
General Reserve	3,000,000	3,000,000	3,000,000	--
Interest and Sinking Funds	45,073	21,262	21,262	(-23,811)
Estimated Delinquencies	27,151,802	47,925,526	47,925,526	20,773,724
AVAILABLE FUNDS				
Services and Supplies Freeze Savings	$ 5,000,000	$ --	$ --	$(-5,000,000)
Surplus	12,966,881	18,794,457	18,794,457	5,827,576
Property Tax Levy Regular Roll	961,918,037	1,064,250,492	1,064,250,492	102,332,455
Supplemental Roll	--	57,002,162	57,002,162	57,002,162

MISSION

Financing Elements reflect requirements and available funds that are not reflected in the various departmental and nondepartmental summaries. Requirements include traditional funding for a minimal cash reserve, debt service reserve, and delinquency reserve. Available funds include estimates of surplus and property taxes.

The recommendations for 1984-85 reflect 1983-84 experience as well as anticipated changes in 1984-85. A major increase in the requirements of the General Fund is due to expected delinquencies from implementation of the floating lien date.

Unlike 1983-84, available financing elements do not include anticipated savings from underexpending budgeted Services and Supplies appropriation in 1984-85. However, surplus from 1983-84 County operations has increased; of this anticipated surplus, $16.7 million has been specifically earmarked for use in meeting interest payments on the MIA/GANS notes. A major element of available financing is the anticipated increases in assessed valuation growth as well as property taxes from the Governor's proposed transfer of a share of the floating lien revenues to the County, effective July 1, 1984.

FIRE PROTECTION DISTRICTS SUMMARY

	ACTUAL PRIOR YEAR 1982-83	ESTIMATED CURRENT YEAR 1983-84	ADJUSTED ALLOWANCE 1983-84	REQUESTED FISCAL YEAR 1984-85	RECOMMENDED FISCAL YEAR 1984-85	CHANGE FROM ADJ ALLOWANCE
REQUIREMENTS						
APPROPRIATIONS						
SAL & EMP BEN	$ 78,802,916	$ 82,052,266	$ 82,759,108	$ 95,820,256	$ 90,068,986	$ 7,309,878
SVCS & SUPPS	11,953,868	16,880,132	16,926,500	22,208,210	18,555,932	1,629,432
OTH CHAR/USES	241,144	202,118	202,118	200,237	200,237	-1,881
FIXED ASSETS	570,021	5,105,774	8,556,152	9,526,208	9,445,913	889,761
APPR FOR CONT		447,947	2,237,408	2,240,105	10,015,235	7,777,827
NET APPROP	$ 91,567,949	$ 104,688,237	$ 110,681,286	$ 129,995,016	$ 128,286,303	$ 17,605,017
RESERVES						
GEN RESERVES			4,740,023	4,740,023	2,070,748	-2,669,275
RES FOR ENCUM	1,551,107					
EST DELINQ			3,376,777	1,641,348	4,392,659	1,015,882
TOT RESERVES	$ 1,551,107	$	$ 8,116,800	$ 6,381,371	$ 6,463,407	$ -1,653,393
REQUIREMENTS	$ 93,119,056	$ 104,688,237	$ 118,798,086	$ 136,376,387	$ 134,749,710	$ 15,951,624
AVAILABLE FUNDS						
SURPLUS	$ 16,530,089	$ 19,250,864	$ 19,250,864	$ 19,535,696	$ 19,535,696	$ 284,832
REVENUE	3,554,002	7,687,202	4,403,266	10,245,403	7,296,146	2,892,880
AUGMENTATION	60,916,839	63,909,018	65,407,160	70,322,033	69,553,619	4,146,459
TAX LEVY	31,704,921	33,376,849	29,736,796	36,273,255	38,364,249	8,627,453
AVAIL FUNDS	$ 112,705,851	$ 124,223,933	$ 118,798,086	$ 136,376,387	$ 134,749,710	$ 15,951,624
BUDG POS	1,489.7		1,525.8	1,686.8	1,567.8	42.0

WORKLOAD

Indicator	1981-82	1982-83	1983-84 Estimated	1984-85 Projected
Emergency Incidents	117,789	111,259	113,500	115,500

DEPARTMENTAL MISSION

The Fire Protection Districts are organized under provisions of the California Health and Safety Code and provide fire protection and emergency medical service in developed unincorporated areas of the County and in 44 incorporated cities. The Board of Supervisors serves as the governing board of the Districts. The Districts are responsible for suppression of all fires, management of hazardous materials incidents, fire prevention activity and response to all reports of incidents requiring emergency medical treatment within their jurisdiction. Mutual aid and automatic aid programs with other agencies require additional commitment of resources.

The Department's performance in the current fiscal year indicates that budgetary provisions are sufficient for providing Board-approved service levels and to retain a surplus of $19,535,696 for 1984-85.

The Fire Protection Districts' 1984-85 workload is expected to increase slightly over 1983-84 estimates. Sufficient revenue, Augmentation Fund, and Tax Levy increases are projected to offset 1984-85 Salaries and Employee Benefits increases and other additional programs. The changes in funding requirements and service levels necessary to finance high priority programs are described in the following:

RECOMMENDED CHANGES FROM
1983-84 ADJUSTED ALLOWANCE

Program Changes

	Total Requirements	Total Available Funds	Bud. Pos.
1	$ 68,118	$ 68,118	1.0

Southern California Rapid Transit District Project: This reflects the Board-approved (October 11, 1983) Southern California Rapid Transit District Metrorail Project. This project is 100% revenue offset.

2	$ 447,682	$ --	8.0

Cerritos Fire Protection: This reflects staffing costs for the new Cerritos Fire Station 30 in Cerritos presently under construction.

3	$ 662,523	$ --	12.0

Diamond Bar Fire Protection: This reflects additional personnel required for adequate fire protection and emergency rescue services in the Diamond Bar area. They will staff Fire Station 119.

4	$ 214,717	$ --	4.5

Antelope Valley Fire Protection: This reflects additional personnel required in the Antelope Valley area due to rapid development.

5	$ 632,542	$ --	12.0

Santa Clarita and Malibu Fire Protection: This reflects additional staff required in the Santa Clarita and Malibu areas due to recent development.

6	$ 274,056	$ --	4.5

Research, Planning and Internal Affairs: This represents restoration of these functions to the Consolidated Fire Protection District. These positions will review annexation proposals, as well as District and Station planning.

Other Changes

1	$ 5,010,240	$ --	--

Salaries and Employee Benefits Adjustments: This reflects the cost of 1984-85 Salaries and Employee Benefits increases negotiated with employee bargaining units.

2	$ 1,629,432	$ --	--

Services and Supplies Increase: This primarily reflects increased maintenance requirements and inflationary cost increases, partially offset by other decreases.

3	$ 7,012,314	$ --	--

Miscellaneous Requirements: Reflects 1984-85 requirements for payments of notes and interest, acquisition of equipment, contingency appropriations, and reserves.

4	$ --	$ 15,883,506	--

Financing Elements: Reflects estimated surplus, revenue increases from Walnut Community Redevelopment Agency and interest earnings, and increases for 1984-85 in the Augmentation Fund and Tax Levy from growth in assessed valuation.

Total	$ 15,951,624	$ 15,951,624	42.0

FLOOD CONTROL DISTRICT-GENERAL SUMMARY

	ACTUAL PRIOR YEAR 1982-83	ESTIMATED CURRENT YEAR 1983-84	ADJUSTED ALLOWANCE 1983-84	REQUESTED FISCAL YEAR 1984-85	RECOMMENDED FISCAL YEAR 1984-85	CHANGE FROM ADJ ALLOWANCE
REQUIREMENTS						
APPROPRIATIONS						
SAL & EMP BEN	$ -83,944	$	$	$	$	$
SVCS & SUPPS	71,000,095	75,692,434	77,934,600	87,604,100	87,604,100	9,669,500
OTH CHAR/USES	837,024	26,000	26,000	41,000	41,000	15,000
FIXED ASSETS	1,619,135	3,921,800	4,263,300	3,090,800	3,090,800	-1,172,500
APPR FOR CONT			1,000,000	1,000,000	1,000,000	
LESS INT TRF	1,624,797	1,817,000	1,817,000	400,000	400,000	-1,417,000
NET APPROP	$ 71,747,513	$ 77,823,234	$ 81,406,900	$ 91,335,900	$ 91,335,900	$ 9,929,000
RESERVES						
GEN RESERVES			2,800,000	2,800,000	2,800,000	
OTHER RESERVE	5,000					
RES FOR ENCUM	16,783,630					
EST DELINQ			2,072,000	3,137,600	3,777,871	1,705,871
TOT RESERVES	$ 16,788,630	$	$ 4,872,000	$ 5,937,600	$ 6,577,871	$ 1,705,871
TOT REQMTS	$ 88,536,143	$ 77,823,234	$ 86,278,900	$ 97,273,500	$ 97,913,771	$ 11,634,871
AVAILABLE FUNDS						
SURPLUS	$ 30,595,102	$ 7,448,354	$ 7,448,354	$ 7,300,000	$ 8,151,596	$ 703,242
REVENUE	3,954,268	8,879,500	9,244,535	11,534,700	9,633,046	388,511
BENEFIT ASSESS	42,643,286	49,000,000	49,000,000	56,000,000	56,000,000	7,000,000
TAX LEVY	19,448,159	20,586,011	20,586,011	22,438,800	24,129,129	3,543,118
TOT AVAIL FDS	$ 96,640,815	$ 85,913,865	$ 86,278,900	$ 97,273,500	$ 97,913,771	$ 11,634,871
BUDG POS	1,148.0		1,138.0	1,138.0	1,138.0	

WORKLOAD

Indicator	1981-82	1982-83	1983-84 Estimated	1984-85 Projected
Miles of Channel Maintained	470	470	470	470
Debris and Catch Basins Maintained	58,103	58,819	59,322	59,827
Dollar Valuation of Contracts Awarded	$24,218,331	$14,848,792	$14,114,000	$19,929,000

DEPARTMENTAL MISSION

The Flood Control District is established under the legal authority of the Los Angeles County Flood Control Act to provide for the control and conservation of the flood, storm and other waste waters; to conserve such waters for beneficial and useful purposes; and to protect the harbors, waterways, public highways and property located within the District from damage caused by flood and storm waters. The District constructs, operates, and maintains flood control channels, dams, debris basins, spreading grounds, storm drains, drainage improvements, drainage systems, and other flood control facilities. It cooperates with Federal, State and local agencies in developing a comprehensive flood control system for Los Angeles County.

In the current fiscal year, the District will underexpend because of lower than anticipated contract costs. For 1984-85, the workload of the Flood Control District is expected to increase over the 1983-84 experience. Budget recommendations reflect a scheduled 20% increase in the District's pay-as-you-go construction program. The changes in funding requirements are described in the following:

RECOMMENDED CHANGES FROM
1983-84 ADJUSTED ALLOWANCE

Program Changes

	Requirements	Available Funds	Bud. Pos.
1	$ 473,507	$ --	--

Funding for Additional Engineering Positions: Reflects 12.0 additional positions required to perform the necessary studies for the planning and design of new flood control facilities, and to supervise the study of ongoing District problems. These additional positions are offset by the deletion of 12.0 vacant, budgeted positions in other areas.

2	$ 173,854	$ --	--

Funding for Additional Positions: Reflects positions required to meet the increasing typing workload resulting from budget preparation, contract coordination, other administrative assignments, and the technical work associated with the automated cost distribution system. Also includes funding for a security position. These additional positions are offset by the deletion of other vacant, budgeted positions.

3	$ (-582,460)	$ --	--

Positions Deletions: Represents the deletion in Salaries and Employee Benefits resulting from the deletion of 19.0 vacant, budgeted positions to offset new staff positions.

Other Changes

1	$ 2,297,713	$ --	--

Salaries and Employee Benefits Adjustment: Represents the cost of 1984-85 Salaries and Employee Benefits increases negotiated with employee bargaining units, effective September 1, 1984. No increases were allowed in 1983-84 and the first two months of 1984-85.

2	$ --	$ --	--

Early Separation Plan: Reflects net savings from Board approved early separation of one management position. Pending further Board determination, savings were reserved to fund management incentives.

3	$ 5,515,000	$ --	--

Storm Drain Construction Program: Reflects an increase in the construction of permanent channel improvements. Incorporates the scheduled 20% increase in the District's pay-as-you-go construction program.

4	$ 1,791,886	$ --	--

Operation and Maintenance: Reflects an increase in the costs associated with the operation, maintenance and repair of existing channels and storm drains, seawater barriers, runoff regulation facilities, debris control facilities, pumping plants, and groundwater recharge facilities.

5	$ 15,000	$ --	--

Other Charges: Reflects an increase in funds to be used for investigating and reporting to the Board of Supervisors, on claims filed against the Distict and to pay small claims for damages due to District operations.

6	$ (-1,172,500)	$ --	--

Fixed Assets: Represents a decrease in the number of equipment items requiring replacement or purchase in 1984-85.

	Requirements	Available Funds	Bud. Pos.
7	$ 1,417,000	$ --	--

Intrafund Transfers: Reflects a decrease in equipment costs charged to the bond fund.

8	$ 1,705,871	$ --	--

Estimated Tax Delinquency: Reflects estimated increase of delinquency requirements.

9	$ --	$ 11,634,871	--

Financing Elements: Reflects an increase in Federal Aid for Construction revenue, an increase in Surplus, an estimated increase in the Tax Levy from assessed valuation growth, and an increase in the Benefit Assessment required to supplement District revenues.

Total	$ 11,634,871	$ 11,634,871	--

FLOOD CONTROL-DEBT SERVICE SUMMARY

	ACTUAL PRIOR YEAR 1982-83	ESTIMATED CURRENT YEAR 1983-84	ADJUSTED ALLOWANCE 1983-84	REQUESTED FISCAL YEAR 1984-85	RECOMMENDED FISCAL YEAR 1984-85	CHANGE FROM ADJ ALLOWANCE
REQUIREMENTS						
APPROPRIATIONS						
OTH CHAR/USES	$ 47,716,613	$ 41,303,727	$ 42,627,227	$ 41,634,156	$ 41,634,156	$ -993,071
NET APPROP	$ 47,716,613	$ 41,303,727	$ 42,627,227	$ 41,634,156	$ 41,634,156	$ -993,071
RESERVES						
GEN RESERVES			13,328,008	12,942,692	12,942,692	-385,316
OTHER RESERVE	4,121,369					
EST DELINQ			1,558,345	1,562,981	1,562,981	4,636
TOT RESERVES	$ 4,121,369	$	$ 14,886,353	$ 14,505,673	$ 14,505,673	$ -380,680
REQUIREMENTS	$ 51,837,982	$ 41,303,727	$ 57,513,580	$ 56,139,829	$ 56,139,829	$ -1,373,751
AVAILABLE FUNDS						
SURPLUS	$ 23,473,348	$ 22,972,523	$ 22,972,523	$ 21,270,827	$ 21,270,827	$ -1,701,696
REVENUE	6,666,114	3,479,370				
TAX LEVY	44,671,041	34,541,057	34,541,057	34,869,002	34,869,002	327,945
AVAIL FUNDS	$ 74,810,503	$ 60,992,950	$ 57,513,580	$ 56,139,829	$ 56,139,829	$ -1,373,751

MISSION

The Flood Control Act provides the authority to finance storm drain construction from the sale of general obligation bonds. Four separate bond issue programs have been approved by the electorate since 1952. The total bonds authorized is $931 million of which there remains $17.7 million in unissued bonds.

In 1983-84, the appropriation will be underexpended by $16.2 million. This reflects a reduced amount required to finance bond repayments.

For 1984-85, the tax levy provides sufficient revenue to pay the interest on outstanding bonds and a portion of the principal that becomes due during 1984-85. Cash reserves have been reduced to correspond with the annual decrease in the total bonded indebtedness.

FUNCTION: PUBLIC PROTECTION | FUND: GENERAL | ACTIVITY: FIRE PROTECTION

CLASSIFICATION	EXPENDITURES: ACTUAL PRIOR YEAR 1982-83	EXPENDITURES: ESTIMATED CURRENT YEAR 1983-84	APPROPRIATIONS: ADJUSTED ALLOWANCE 1983-84	APPROPRIATIONS: REQUESTED FISCAL YEAR 1984-85	APPROPRIATIONS: RECOMMENDED FISCAL YEAR 1984-85	CHANGE FROM ADJ ALLOWANCE
SAL & EMP BEN	$ 39,518,982	$ 44,583,542	$ 45,027,756	$ 53,071,461	$ 48,927,167	$ 3,899,411
SVCS & SUPPS	11,910,582	7,907,847	8,394,813	10,741,277	9,395,966	1,001,153
LESS EXP DIST	407,907					
TOTAL S&S	$ 11,502,675	$ 7,907,847	$ 8,394,813	$ 10,741,277	$ 9,395,966	$ 1,001,153
OTH CHAR/USES	6,669	9,000	9,000	9,000	9,000	
FIXED ASSETS	204,652	48,089	48,089	1,580,505	276,137	228,048
GROSS APPROP	$ 51,232,978	$ 52,548,478	$ 53,479,658	$ 65,402,243	$ 58,608,270	$ 5,128,612
LESS INT TRF	1,250,852	1,206,751	1,235,777	1,217,640	1,196,894	-38,883
NET APPROP	$ 49,982,126	$ 51,341,727	$ 52,243,881	$ 64,184,603	$ 57,411,376	$ 5,167,495
REVENUE	17,621,924	19,934,061	19,671,620	21,297,004	21,002,351	1,330,731
NET CO COST	$ 32,360,202	$ 31,407,666	$ 32,572,261	$ 42,887,599	$ 36,409,025	$ 3,836,764
BUDG POS	939.1		939.1	1,067.1	994.1	55.0

WORKLOAD

Indicator	1981-82	1982-83	1983-84 Estimated	1984-85 Projected
Emergency Incidents	117,789	111,259	113,500	115,500

DEPARTMENTAL MISSION

The Department of Forester and Fire Warden is mandated by County Charter to enforce all laws pertaining to prevention and extinguishment of fires, to provide conservation education, and forestry services, and to cooperate with the State Forester and Federal Forest Supervisors in suppression of forest, brush, and grass fires in the County. The Department is also charged with providing structural fire protection in the unincorporated areas not included within a fire protection district and is responsible for administration of the Fire Protection Districts of Los Angeles County. The Department's resources include engine companies, fire suppression hand crews, helicopters, bulldozers, and administrative and support units.

The Forester and Fire Warden's 1984-85 workload is projected to increase slightly over 1983-84 experience. The recommended budget includes sufficient funding for program augmentations and 1984-85 Salaries and Employee Benefits increases negotiated with employee bargaining units. The changes in funding requirements are described in the following:

RECOMMENDED CHANGES FROM
1983-84 ADJUSTED ALLOWANCE

Program Changes

	Appropriation	Revenue	Net County Cost	Bud. Pos.
1	$ 1,612,065	$ --	$ 1,612,065	54.0

Watershed Area Fire Protection: This reflects full restoration of six watershed area engine companies curtailed in the 1981-82 budget. Proceeds from the Eaton Canyon Park (Swan Dairy) property sale and resale were utilized to partially offset this program restoration.

2	$ 103,711	$ 67,412	$ 36,299	1.0

Health Planning Coordination: This reflects the addition of a health planning coordinating position and associated support costs. This program is required to provide health planning for the Department and its employees and perform other special studies. This program augmentation is partially offset through charges to the Fire Protection Districts.

Other Changes

1	$ 2,210,446	$ --	$ 2,210,446	--

Salaries and Employee Benefits Adjustments: This reflects the cost of 1984-85 Salaries and Employee Benefits increases negotiated with employee bargaining units, effective September 1, 1984. Increases were not allowed in 1983-84 and the first two months of 1984-85.

2	$ 974,342	$ --	$ 974,342	--

Services and Supplies Adjustments: This primarily reflects partial funding of the departmental management audit, increased maintenance and fuel requirements, partially offset by other decreases.

3	$ 228,048	$ --	$ 228,048	--

Fixed Assets Increase: This represents equipment requirements for 1984-85 and includes funding of $121,190 for construction of Fire Station 77 in Gorman.

4	$ 38,883	$ --	$ 38,883	--

Intrafund Transfers Decrease: This reflects a reduction of services to be provided to other County departments.

5	$ --	$ 1,263,319	$(-1,263,319)	--

Revenue Increase: This primarily reflects increased charges to the Fire Protection Districts, City of Commerce, California Department of Forestry, and the California Department of Corrections.

Total	$ 5,167,495	$ 1,330,731	$ 3,836,764	55.0

GRAND JURY

FUNCTION: PUBLIC PROTECTION | FUND: GENERAL | ACTIVITY: JUDICIAL

CLASSIFICATION	EXPENDITURES: ACTUAL PRIOR YEAR 1982-83	EXPENDITURES: ESTIMATED CURRENT YEAR 1983-84	APPROPRIATIONS: ADJUSTED ALLOWANCE 1983-84	APPROPRIATIONS: REQUESTED FISCAL YEAR 1984-85	APPROPRIATIONS: RECOMMENDED FISCAL YEAR 1984-85	CHANGE FROM ADJ ALLOWANCE
SVCS & SUPPS	$ 379,808	$ 497,355	$ 363,384	$ 587,115	$ 584,408	$ 221,024
FIXED ASSETS		815	815	1,000	500	-315
GROSS APPROP	$ 379,808	$ 498,170	$ 364,199	$ 588,115	$ 584,908	$ 220,709
NET APPROP	$ 379,808	$ 498,170	$ 364,199	$ 588,115	$ 584,908	$ 220,709
NET CO COST	$ 379,808	$ 498,170	$ 364,199	$ 588,115	$ 584,908	$ 220,709

MISSION

The Grand Jury is an independent body charged with two primary responsibilities: perform an oversight function with respect to County government, and consider criminal matters with the power to return indictments.

In October, 1983, the Board (at the request of the Grand Jury) approved an appropriation adjustment to allow the Grand Jury to enhance their audit functions. The Grand Jury will exceed their 1983-84 allowance by this supplemental appropriation of $133,971. During fiscal year 1983-84, the Grand Jury elected to audit the Municipal Courts. However, a County Counsel opinion, requested by the Courts, indicates that the Grand Jury has no authority to conduct either a fiscal or management audit of the Municipal Courts as well as the Marshal. Therefore, the Grand Jury redirected its focus to audit departmental programs which provide support to the Municipal Courts (i.e., Sheriff Custody, Probation, Criminal Prosecution, Public Defender, and Data Processing).

The 1984-85 budget recommendation funds the Grand Jury at a level which provides additional appropriation to enhance Grand Jury audit functions.

RECOMMENDED CHANGES FROM 1983-84 ADJUSTED ALLOWANCE

Program Changes

	Appropriation	Revenue	Net County Cost	Bud. Pos.
1	$ 222,374	$ --	$ 222,374	--

Contract Audits: This reflects additional funding to allow the Grand Jury increased flexibility in conducting government audits. This increase provides for an enhanced contract audit funding level based on projected audit costs.

Other Changes

1	$ (-1,665)	$ --	$ (-1,665)	--

Miscellaneous Adjustments: This reflects a decrease in funding in Services and Supplies and Fixed Assets based on current expenditure trends.

Total	$ 220,709	$ --	$ 220,709	--

HEALTH SERVICES
GENERAL FUND DEPARTMENTAL SUMMARY*
INCLUDING ENTERPRISE FUNDS

	EXPENDITURES		APPROPRIATIONS			
	ACTUAL PRIOR YEAR 1982-83	ESTIMATED CURRENT YEAR 1983-84	ADJUSTED ALLOWANCE 1983-84	REQUESTED FISCAL YEAR 1984-85	RECOMMENDED FISCAL YEAR 1984-85	CHANGE FROM ADJ ALLOWANCE
SAL & EMP BEN	$ 645,520,848	$ 655,480,053	$ 637,025,684	$ 720,734,414	$ 685,016,744	$ 47,991,060
SVCS & SUPPS	327,415,842	367,447,893	374,732,736	405,655,791	384,556,455	9,823,719
OTH CHAR/USES	22,641,636	23,704,295	21,277,575	24,683,049	23,790,770	2,513,195
FIXED ASSETS	2,858,631	8,313,776	11,297,728	13,930,956	3,483,997	-7,813,731
GROSS APPROP	$ 998,436,957	$ 1,054,946,017	$ 1,044,333,723	$ 1,165,004,210	$ 1,096,847,966	$ 52,514,243
LESS INT TRF	11,977,029	11,582,160	12,220,623	13,723,519	13,881,979	1,661,356
NET APPROP	$ 986,459,928	$ 1,043,363,857	$ 1,032,113,100	$ 1,151,280,691	$ 1,082,965,987	$ 50,852,887
REVENUE	892,138,809	957,100,320	945,849,563	1,017,848,001	977,829,953	31,980,390
NET CO COST	$ 94,321,119	$ 86,263,537	$ 86,263,537	$ 133,432,690	$ 105,136,034	$ 18,872,497
BUDG POS	22,070.1		21,754.5	22,744.9	21,809.2	54.7

*This summary includes non-hospitals and the Operating Expenditures and Revenue of the Enterprise Fund Hospitals.

WORKLOAD

Indicator	1981-82	1982-83	1983-84 Estimated	1984-85 Projected
Hospital Inpatient Daily Population	2,476	2,674	2,755	2,781
Hospital Admissions (Per Month)	11,485	12,933	13,676	13,836
Emergency Room Visits (Per Month)	20,228	21,896	23,194	23,409
Hospital Outpatient Clinic Visits (Per Month)	53,758	56,348	63,663	63,821
California Children Services Referrals (Quarterly)	12,085	14,418	15,075	16,148
Ambulatory Care Visits (Per Month)	23,491	29,784	33,754	34,336
Public Health Visits (Per Month)	103,809	107,369	111,434	112,644
Veterinarian Lab Exams (Annual)	41,791	53,772	67,603	67,610

DEPARTMENTAL MISSION

The Department of Health Services (DHS) is responsible for maintaining and improving the health of the population of Los Angeles County and for enforcing State and County laws related to public health. The Department of Health Services administers the County health care system which provides 4,506 licensed beds, 43 health clinics, five comprehensive health centers, and County-wide program operations, including public preventive health (including comparative medical and veterinary services), substance abuse, juvenile, and emergency services.

Current estimates indicate that the Department will meet its 1983-84 Net County Cost allocation. While it is estimated that DHS will overexpend in Salaries and Employee Benefits, that overage is partially offset by underexpenditures in Services and Supplies and primarily offset by the Department's efforts in generating additional Medi-Cal revenue. The Department has again, through better management, made great strides in maximizing available revenues and in identifying Medi-Cal patients.

For 1984-85, the Department workload is expected to remain at a status quo level. However, the recommended budget does provide for several program enhancements at Harbor-UCLA Medical Center primarily for the Family Medicine Program and the Normal Birthing Center (to handle the delivery of 1,200 additional births - 950 low risk and 250 high risk deliveries). The recommendations include the Cost-of-Living Adjustments (COLA) proposed in the Governor's Budget for Alcohol and Drug Abuse and the AB 8 State Allocation. Due to anticipated continued revenue efforts, Medi-Cal revenue has been increased by $4.7 million in order to maintain the current services level of the Department.

Potential Shortfall in State Program Funds

The Governor's Budget provides for no increase in Medically Indigent Adult (MIA) Program funds to counties and only a 2% increase in AB 8 County Health Services funding. Together, these total a potential funding shortfall of $13.2 million. In addition, no COLA is provided for Medi-Cal hospital providers that are under flat rate per diem contracts with the State.

The recommended budget assumes $10.7 million in additional Medi-Cal revenue from successful renegotiation of the inpatient contract. Should the negotiations with the California Medical Assistance Commission prove unsuccessful, a budget shortfall of $10.7 million will result.

The recommended budget assumes no COLA on the MIA block grant and only 2% on AB 8. The result is insufficient State dollars to expand services to meet the need and/or to fund historical patterns of inflation. If service demands increase or additional inflation results as the economy expands and recovers, the Department could be thrown into a deficit position. Therefore, at this time, program curtailments cannot be entirely excluded from consideration and could result in adversely impacting 350 employees.

Before any final conclusions can be drawn, the total financing picture of the County must be reviewed and the results of efforts currently being pursued known and evaluated. The changes in funding requirements and services levels are described in the following:

RECOMMENDED CHANGES FROM
1983-84 ADJUSTED ALLOWANCE

Program Changes

	Appropriation	Revenue	Net County Cost	Bud. Pos.
1	$ (-331,623)	$ (-331,623)	$ --	--

Long Beach General Hospital: Reflects the budgetary changes necessary to effect the consolidation of Long Beach General Hospital services. Due to this consolidation, Department overhead was reduced by $331,623. On September 1, 1983, the skilled nursing services were transferred to Rancho Los Amigos Hospital. On October 11, 1983, outpatient services were transferred and expanded at the El Cerrito Health Center. These transfers of services are in line with the planned construction of the Long Beach Comprehensive Health Center.

2	$ 714,609	$ --	$ 714,609	11.0

Olive View Advance Planning Staff: Reflects funding for key staff associated with the new Olive View replacement facility. The facility is due to open in the fall of 1985.

3	$ 1,004,309	$ --	$ 1,004,309	--

Statham Revenue Reduction: Reflects a reduction in the Statham Revenue Fund due to implementation of State Legislation (Chapter 140, Statutes of 1983-AB 1044) which reduced the amount of revenue collection. The Statham Fund is charged by the Alcohol and Drug Abuse Unit to offset the costs of alcoholism programs.

4	$ 198,681	$ 206,836	$ (-8,155)	3.0

Alcohol and Drug Abuse Program Changes: Reflects reorganization and program changes to the Drinking Driver Program and other Alcohol and Drug Abuse programs. These changes are primarily revenue offset through increases in administrative fee collections.

5	$ 1,781,374	$ 1,505,790	$ 275,584	65.0

Program Enhancements at Harbor-UCLA Medical Center: Reflects enhancements at Harbor-UCLA Medical Center for the Family Medicine, the Normal Birthing Center (to handle the delivery of 1,200 additional births - 950 low risk and 250 high risk deliveries), the ambulatory care, and the emergency services programs.

Other Changes

	Appropriation	Revenue	Net County Cost	Bud. Pos.
1	$ 13,419,404	$ 19,739,949	$ (-6,320,545)	--

Various Current Operating Adjustments: Provides funding for the Salaries and Employee Benefits current level of operations as well as additional costs for health insurance, retirement, and other salary related employee benefits changes based on current level of services. It is also reflective of the overrealization in 1983-84 of revenue, primarily Medi-Cal, which is anticipated to continue in 1984-85. In addition, this change also reflects various other necessary operating adjustments.

2	$ 29,984,457	$ --	$ 29,984,457	--

Salary COLA and Related Employee Benefits Increases: Reflects the cost for the 1984-85 negotiated Salaries and Employee Benefits increases with employee bargaining units. The effective date of the increase varies by bargaining unit and funding is included only for the required months. There was no salary increase allowed for 1983-84. Also included are cost adjustments for employee benefits.

3	$ 10,319,346	$ --	$ 10,319,346	--

Inflation for Direct Patient Care Supplies Cost: Provides inflation increases of 7.7% on medical, lab, and dental supply costs, and 5.7% on certain Professional and Specialized Services costs.

4	$ --	$ 10,702,458	$(-10,702,458)	--

Medi-Cal Negotiated Contract COLA: Reflects a negotiated increase in the Medi-Cal contract to cover inflationary costs in Salaries and Employee Benefits, Services and Supplies, contract base adjustments, and patient load changes. The Department of Health Services is currently negotiating with the State Commission to establish the reimbursement level for inpatient care for 1984-85. If those negotiations prove unfruitful, the Department would face potential program curtailments.

5	$ (-1,888,528)	$ --	$ (-1,888,528)	--

Contract Avoidable Cost Savings: Reflects the savings associated with contracting services such as Dietary, Laundry, and Housekeeping.

6	$ (-5,100,000)	$ --	$ (-5,100,000)	--

LAC-CAL Savings: Reflects appropriation savings from the LAC-CAL program and includes the transfer of $1,977,686 of lease payments to Services and Supplies.

7	$ --	$ 2,701,068	$ (-2,701,068)	--

Increased Third Party Insurance Revenue: Reflects an anticipated rate increase of 5.5% for third party insurance revenue to appropriately reflect inflationary costs in salaries and other supplies.

8	$ (-98,941)	$ --	$ (-98,941)	(-3.3)

Word Processing Savings: Reflects staffing reductions made possible through the acquisition of productivity enhancing word processing equipment. This program is being phased in during 1983-84 and full implementation is anticipated in 1984-85.

9	$ 400,000	$ 4,734,862	$ (-4,334,862)	--

Revenue Productivity Enhancements: Reflects additional inpatient ($3.2 million) and outpatient ($1.5 million) Medi-Cal revenue achieved through continued better identification and documentation efforts. This increase represents 2% of the Department's total 1984-85 Medi-Cal revenues and will be applied to finance current operations. Pending Board approval, a portion of this increased revenue has been reserved to finance management bonuses.

10	$ 449,799	$ 922,139	$ (-472,340)	--

Impact of Governor's Budget: Reflects the impact of the proposed 2% COLA in the Governor's Budget for Alcohol and Drug Abuse programs and outpatient Medi-Cal revenue.

11	$ --	$ --	$ --	(-21.0)

Early Separation Program: Reflects the Board-approved early separation of twenty-two management positions. Savings from the Early Separation Plan have been reserved to fund separation costs in 1984-85.

	Appropriation	Revenue	Net County Cost	Bud. Pos.
12	$ --	$(-11,427,135)	$ 11,427,135	--

Federal Revenue Sharing: Federal Revenue Sharing funds this year as in prior years are being utilized to finance health care services. This decrease reflects the availability of funds in the Revenue Sharing Fund.

13	$ --	$ 3,226,046	$(-3,226,046)	--

AB 8: Reflects adjustment to actual 1983-84 level of reimbursement of $160,538 and includes the proposed 2% COLA included in the Governor's Budget of $3,065,508.

Total	$ 50,852,887	$ 31,980,390	$ 18,872,497	54.7

DEPARTMENT OF HEALTH SERVICES 1984-85 BUDGET SUMMARY

	ENTERPRISE FUND	GENERAL FUND	TOTAL HEALTH SERVICES
SALARY/EMPLOYEE BENEFITS	$ 535,925,462	$ 149,091,282	$ 685,016,744
SERVICES AND SUPPLIES	264,166,438	120,390,017	384,556,455
OTHER CHARGES/ USES	7,951,783	15,838,987	23,790,770
FIXED ASSETS	3,050,322	433,675	3,483,997
GROSS APPROPRIATION	811,094,005	285,753,961	1,096,847,966
INTRAFUND TRANSFERS		13,881,979	13,881,979
ADJUSTED APPROPRIATION	811,094,005	271,871,982	1,082,965,987
REVENUE	590,895,726	149,760,270	740,655,996
COUNTY COST	$ 220,198,279	$ 122,111,712	$ 342,309,991
FINANCING ELEMENTS			
LOCAL PROPERTY TAX	$ 139,365,227	$ -34,229,193	$ 105,136,034
REVENUE SHARING	80,833,052		80,833,052
AB8		156,340,905	156,340,905
	$ 220,198,279	$ 122,111,712	$ 342,309,991

DEPARTMENT OF HEALTH SERVICES
1984-85 RECOMMENDED BUDGET
BY MAJOR BUDGET UNITS

BUDGET UNIT	SALARIES & EMPLOYEE BENEFITS	SERVICES & SUPPLIES	OTHER CHARGES/ USES	FIXED ASSETS	GROSS APPRO-PRIATION	INTRAFUND TRANSFERS	NET APPRO-PRIATION	OPERATING REVENUE	COUNTY COST
GENERAL FUND									
ADMINISTRATION	21,319,150	25,113,237	735,000	30,010	47,197,397	1,078,016	46,119,381	28,794,076	17,325,305
ALCOHOL & DRUG ABUSE	5,357,361	35,401,001	0	17,971	40,776,333	2,340,424	38,435,909	35,619,793	2,816,116
AMBULATORY CARE	32,824,697	13,233,935	0	94,887	46,153,519	9,808,341	36,345,178	20,789,629	15,555,549
ANTELOPE VLY REHAB CENTERS	3,191,955	1,917,321	0	12,875	5,122,151	584,438	4,537,713	507,203	4,030,510
CALIF CHILDRENS SERVICES	7,020,978	1,474,800	14,993,383	21,267	23,510,428	0	23,510,428	17,995,614	5,514,814
MEDICALLY INDIGENT ADULT PROGR	0	10,154,082	0	0	10,154,082	0	10,154,082	10,154,082	0
PREVENTIVE/PUBLIC HEALTH PROGR	73,041,555	32,068,045	0	221,896	105,331,496	10,038	105,321,458	35,480,989	69,840,469
PROBATION HEALTH	6,335,586	1,027,596	110,604	34,769	7,508,555	60,722	7,447,833	418,884	7,028,949
STATE HEALTH ASSISTANCE (AB8)	0	0	0	0	0	0	0	0	0
SUBTOTAL	149,091,282	120,390,017	15,838,987	433,675	285,753,961	13,881,979	271,871,982	149,760,270	122,111,712
ENTERPRISE FUND									
LAC/HARBOR-UCLA MEDICAL CTR	93,806,927	44,453,868	1,649,696	300,493	140,210,984	0	140,210,984	115,390,243	24,820,741
LAC/OLIVE VIEW MEDICAL CTR	33,247,462	13,904,895	252,550	102,485	47,507,392	0	47,507,392	31,429,220	16,078,172
LAC/USC MEDICAL CTR	247,020,588	120,534,652	3,980,060	2,066,295	373,601,595	0	373,601,595	263,394,512	110,207,083
LONG BEACH GENERAL HOSPITAL	0	0	0	0	0	0	0	0	0
M. L. KING JR. HOSPITAL	79,680,755	46,711,006	1,267,546	238,838	127,898,145	0	127,898,145	80,869,094	47,029,051
MIRA LOMA HOSPITAL	12,764,154	6,337,029	128,890	312,064	19,542,137	0	19,542,137	13,821,198	5,720,939
RANCHO LOS AMIGOS HOSPITAL	69,405,576	32,224,988	673,041	30,147	102,333,752	0	102,333,752	85,991,459	16,342,293
SUBTOTAL	535,925,462	264,166,438	7,951,783	3,050,322	811,094,005	0	811,094,005	590,895,726	220,198,279
TOTAL DEPT. OF HEALTH SERVICES	685,016,744	384,556,455	23,790,770	3,483,997	1,096,847,966	13,881,979	1,082,965,987	740,655,996	342,309,991

HEALTH SERVICES SUMMARY
(GENERAL FUND ONLY)

	EXPENDITURES		APPROPRIATIONS			
	ACTUAL PRIOR YEAR 1982-83	ESTIMATED CURRENT YEAR 1983-84	ADJUSTED ALLOWANCE 1983-84	REQUESTED FISCAL YEAR 1984-85	RECOMMENDED FISCAL YEAR 1984-85	CHANGE FROM ADJ ALLOWANCE
SAL & EMP BEN	$ 133,392,764	$ 140,241,043	$ 136,506,295	$ 158,817,588	$ 149,091,282	$ 12,584,987
SVCS & SUPPS	89,659,301	113,316,896	120,121,181	132,311,023	120,390,017	268,836
OTH CHAR/USES	156,336,709	138,240,031	134,297,969	166,235,446	155,204,214	20,906,245
FIXED ASSETS	227,883	381,561	613,462	2,227,300	433,675	-179,787
GROSS APPROP	$ 379,616,657	$ 392,179,531	$ 391,538,907	$ 459,591,357	$ 425,119,188	$ 33,580,281
LESS INT TRF	11,944,029	11,582,160	12,220,623	13,723,519	13,881,979	1,661,356
NET APPROP	$ 367,672,629	$ 380,597,371	$ 379,318,284	$ 445,867,838	$ 411,237,209	$ 31,918,925
REVENUE	273,351,510	294,333,834	293,054,747	312,435,148	306,101,175	13,046,428
NET CO COST	$ 94,321,119	$ 86,263,537	$ 86,263,537	$ 133,432,690	$ 105,136,034	$ 18,872,497
BUDG POS	22,070.1		21,754.5	22,744.9	21,809.2	54.7

HLTH SVCS-STATE HEALTH ASSISTANCE (AB8)

FUNCTION: HEALTH & SANITATION — FUND: GENERAL — ACTIVITY: HEALTH

	EXPENDITURES		APPROPRIATIONS			
CLASSIFICATION	ACTUAL PRIOR YEAR 1982-83	ESTIMATED CURRENT YEAR 1983-84	ADJUSTED ALLOWANCE 1983-84	REQUESTED FISCAL YEAR 1984-85	RECOMMENDED FISCAL YEAR 1984-85	CHANGE FROM ADJ ALLOWANCE
REVENUE	152,336,369	153,275,397	153,114,859	161,665,995	156,340,905	3,226,046
NET CO COST	$ -152,336,369	$ -153,275,397	$ -153,114,859	$ -161,665,995	$ -156,340,905	$ -3,226,046

HLTH SVCS-MEDICALLY INDIGENT ADULT PROGRAM FUND

FUNCTION: HEALTH & SANITATION — FUND: GENERAL — ACTIVITY: HEALTH

	EXPENDITURES		APPROPRIATIONS			
CLASSIFICATION	ACTUAL PRIOR YEAR 1982-83	ESTIMATED CURRENT YEAR 1983-84	ADJUSTED ALLOWANCE 1983-84	REQUESTED FISCAL YEAR 1984-85	RECOMMENDED FISCAL YEAR 1984-85	CHANGE FROM ADJ ALLOWANCE
SVCS & SUPPS	$ 3,860,945	$ 10,154,082	$ 10,154,082	$ 10,709,937	$ 10,154,082	$
GROSS APPROP	$ 3,860,945	$ 10,154,082	$ 10,154,082	$ 10,709,937	$ 10,154,082	$
NET APPROP	$ 3,860,945	$ 10,154,082	$ 10,154,082	$ 10,709,937	$ 10,154,082	$
REVENUE	4,400,000	10,154,082	10,154,082	10,709,937	10,154,082	
NET CO COST	$ -539,055	$	$	$	$	$

HLTH SVCS-ADMINISTRATION

FUNCTION: HEALTH & SANITATION | FUND: GENERAL | ACTIVITY: HEALTH

CLASSIFICATION	EXPENDITURES: ACTUAL PRIOR YEAR 1982-83	EXPENDITURES: ESTIMATED CURRENT YEAR 1983-84	APPROPRIATIONS: ADJUSTED ALLOWANCE 1983-84	APPROPRIATIONS: REQUESTED FISCAL YEAR 1984-85	APPROPRIATIONS: RECOMMENDED FISCAL YEAR 1984-85	CHANGE FROM ADJ ALLOWANCE
SAL & EMP BEN	$ 18,197,936	$ 20,152,509	$ 18,396,965	$ 22,720,452	$ 21,319,150	$ 2,922,185
SVCS & SUPPS	19,076,103	24,163,558	31,733,695	30,005,806	25,113,237	-6,620,458
OTH CHAR/USES	393,417	667,350	1,982,463	751,482	735,000	-1,247,463
FIXED ASSETS	32,577	59,580	80,250	539,256	30,010	-50,240
GROSS APPROP	$ 37,700,033	$ 45,042,997	$ 52,193,373	$ 54,016,996	$ 47,197,397	$ -4,995,976
LESS INT TRF	1,068,961	920,797	920,797	1,078,016	1,078,016	157,219
NET APPROP	$ 36,631,072	$ 44,122,200	$ 51,272,576	$ 52,938,980	$ 46,119,381	$ -5,153,195
REVENUE	22,602,189	26,674,427	28,034,968	30,031,363	28,794,076	759,108
NET CO COST	$ 14,028,883	$ 17,447,773	$ 23,237,608	$ 22,907,617	$ 17,325,305	$ -5,912,303
BUDG POS	471.9		483.4	583.0	510.1	26.7

HLTH SVCS-ALCOHOL & DRUG ABUSE

FUNCTION: HEALTH & SANITATION | FUND: GENERAL | ACTIVITY: HEALTH

CLASSIFICATION	EXPENDITURES: ACTUAL PRIOR YEAR 1982-83	EXPENDITURES: ESTIMATED CURRENT YEAR 1983-84	APPROPRIATIONS: ADJUSTED ALLOWANCE 1983-84	APPROPRIATIONS: REQUESTED FISCAL YEAR 1984-85	APPROPRIATIONS: RECOMMENDED FISCAL YEAR 1984-85	CHANGE FROM ADJ ALLOWANCE
SAL & EMP BEN	$ 4,892,863	$ 5,053,597	$ 5,300,327	$ 5,860,866	$ 5,357,361	$ 57,034
SVCS & SUPPS	31,942,592	34,439,744	34,139,744	38,659,855	35,401,001	1,261,257
FIXED ASSETS	612	6,281	6,281	37,971	17,971	11,690
GROSS APPROP	$ 36,836,067	$ 39,499,622	$ 39,446,352	$ 44,558,692	$ 40,776,333	$ 1,329,981
LESS INT TRF	3,481,066	3,639,953	3,320,000	2,340,424	2,340,424	-979,576
NET APPROP	$ 33,355,001	$ 35,859,669	$ 36,126,352	$ 42,218,268	$ 38,435,909	$ 2,309,557
REVENUE	31,156,081	34,354,256	34,620,939	36,539,238	35,619,793	998,854
NET CO COST	$ 2,198,920	$ 1,505,413	$ 1,505,413	$ 5,679,030	$ 2,816,116	$ 1,310,703
BUDG POS	197.6		167.6	167.6	170.6	3.0

HLTH SVCS-AMBULATORY CARE

FUNCTION: HEALTH & SANITATION | FUND: GENERAL | ACTIVITY: HEALTH

CLASSIFICATION	EXPENDITURES: ACTUAL PRIOR YEAR 1982-83	EXPENDITURES: ESTIMATED CURRENT YEAR 1983-84	APPROPRIATIONS: ADJUSTED ALLOWANCE 1983-84	APPROPRIATIONS: REQUESTED FISCAL YEAR 1984-85	APPROPRIATIONS: RECOMMENDED FISCAL YEAR 1984-85	APPROPRIATIONS: CHANGE FROM ADJ ALLOWANCE
SAL & EMP BEN	$ 23,558,662	$ 28,432,775	$ 25,648,158	$ 37,328,078	$ 32,824,697	$ 7,176,539
SVCS & SUPPS	6,870,658	11,643,445	11,643,445	14,390,552	13,233,935	1,590,490
FIXED ASSETS	34,435	115,751	200,021	1,087,846	94,887	-105,134
GROSS APPROP	$ 30,463,755	$ 40,191,971	$ 37,491,624	$ 52,806,476	$ 46,153,519	$ 8,661,895
LESS INT TRF	6,623,085	6,397,860	7,204,100	9,611,604	9,808,341	2,604,241
NET APPROP	$ 23,840,670	$ 33,794,111	$ 30,287,524	$ 43,194,872	$ 36,345,178	$ 6,057,654
REVENUE	15,197,616	17,630,912	17,535,278	20,691,214	20,789,629	3,254,351
NET CO COST	$ 8,643,054	$ 16,163,199	$ 12,752,246	$ 22,503,658	$ 15,555,549	$ 2,803,303
BUDG POS	849.7		873.7	984.9	975.7	102.0

HLTH SVCS-ANTELOPE VLY REHAB CENTERS

FUNCTION: HEALTH & SANITATION | FUND: GENERAL | ACTIVITY: HOSPITAL CARE

CLASSIFICATION	EXPENDITURES: ACTUAL PRIOR YEAR 1982-83	EXPENDITURES: ESTIMATED CURRENT YEAR 1983-84	APPROPRIATIONS: ADJUSTED ALLOWANCE 1983-84	APPROPRIATIONS: REQUESTED FISCAL YEAR 1984-85	APPROPRIATIONS: RECOMMENDED FISCAL YEAR 1984-85	APPROPRIATIONS: CHANGE FROM ADJ ALLOWANCE
SAL & EMP BEN	$ 2,975,756	$ 3,051,158	$ 2,990,147	$ 3,339,032	$ 3,191,955	$ 201,808
SVCS & SUPPS	1,580,515	1,789,203	1,974,503	2,002,320	1,917,321	-57,182
FIXED ASSETS	32,282	21,275	21,275	49,035	12,875	-8,400
GROSS APPROP	$ 4,588,553	$ 4,861,636	$ 4,985,925	$ 5,390,387	$ 5,122,151	$ 136,226
LESS INT TRF	707,343	555,549	707,725	584,438	584,438	-123,287
NET APPROP	$ 3,881,210	$ 4,306,087	$ 4,278,200	$ 4,805,949	$ 4,537,713	$ 259,513
REVENUE	495,231	447,796	719,108	407,539	507,203	-211,905
NET CO COST	$ 3,385,979	$ 3,858,291	$ 3,559,092	$ 4,398,410	$ 4,030,510	$ 471,418
BUDG POS	100.5		100.5	106.5	100.5	

HLTH SVCS-CALIF CHILDRENS SERVICES

FUNCTION: HEALTH & SANITATION | FUND: GENERAL | ACTIVITY: CRIPPLED CHILDREN'S SERVICES

CLASSIFICATION	EXPENDITURES: ACTUAL PRIOR YEAR 1982-83	EXPENDITURES: ESTIMATED CURRENT YEAR 1983-84	APPROPRIATIONS: ADJUSTED ALLOWANCE 1983-84	APPROPRIATIONS: REQUESTED FISCAL YEAR 1984-85	APPROPRIATIONS: RECOMMENDED FISCAL YEAR 1984-85	APPROPRIATIONS: CHANGE FROM ADJ ALLOWANCE
SAL & EMP BEN	$ 6,501,878	$ 6,608,515	$ 6,505,159	$ 7,123,083	$ 7,020,978	$ 515,819
SVCS & SUPPS	993,322	1,317,355	1,430,189	1,569,167	1,474,800	44,611
OTH CHAR/USES	14,264,191	14,974,558	11,232,725	15,847,613	14,993,383	3,760,658
FIXED ASSETS	6,340	9,947	21,267	21,267	21,267	
GROSS APPROP	$ 21,765,731	$ 22,910,375	$ 19,189,340	$ 24,561,130	$ 23,510,428	$ 4,321,088
LESS INT TRF				37,500		
NET APPROP	$ 21,765,731	$ 22,910,375	$ 19,189,340	$ 24,523,630	$ 23,510,428	$ 4,321,088
REVENUE	16,749,153	16,421,325	15,027,754	17,506,045	17,995,614	2,967,860
NET CO COST	$ 5,016,578	$ 6,489,050	$ 4,161,586	$ 7,017,585	$ 5,514,814	$ 1,353,228
BUDG POS	292.2		288.7	288.7	288.7	

HLTH SVCS-PREVENTIVE/PUBLIC HEALTH PROGRAMS

FUNCTION: HEALTH & SANITATION | FUND: GENERAL | ACTIVITY: HEALTH

CLASSIFICATION	EXPENDITURES: ACTUAL PRIOR YEAR 1982-83	EXPENDITURES: ESTIMATED CURRENT YEAR 1983-84	APPROPRIATIONS: ADJUSTED ALLOWANCE 1983-84	APPROPRIATIONS: REQUESTED FISCAL YEAR 1984-85	APPROPRIATIONS: RECOMMENDED FISCAL YEAR 1984-85	APPROPRIATIONS: CHANGE FROM ADJ ALLOWANCE
SAL & EMP BEN	$ 71,362,624	$ 70,822,520	$ 71,578,870	$ 75,923,148	$ 73,041,555	$ 1,462,685
SVCS & SUPPS	24,146,532	28,780,290	28,092,013	33,941,209	32,068,045	3,976,032
OTH CHAR/USES	13,688					
FIXED ASSETS	99,464	125,758	241,399	448,956	221,896	-19,503
GROSS APPROP	$ 95,622,308	$ 99,728,568	$ 99,912,282	$ 110,313,313	$ 105,331,496	$ 5,419,214
LESS INT TRF	12,876	9,542	9,542	10,038	10,038	496
NET APPROP	$ 95,609,432	$ 99,719,026	$ 99,902,740	$ 110,303,275	$ 105,321,458	$ 5,418,718
REVENUE	30,367,235	34,959,647	33,310,783	34,419,847	35,480,989	2,170,206
NET CO COST	$ 65,242,197	$ 64,759,379	$ 66,591,957	$ 75,883,428	$ 69,840,469	$ 3,248,512
BUDG POS	2,430.5		2,385.5	2,345.8	2,304.2	-81.3

HLTH SVCS-PROBATION HEALTH

FUNCTION: HEALTH & SANITATION | FUND: GENERAL | ACTIVITY: HEALTH

CLASSIFICATION	EXPENDITURES: ACTUAL PRIOR YEAR 1982-83	EXPENDITURES: ESTIMATED CURRENT YEAR 1983-84	APPROPRIATIONS: ADJUSTED ALLOWANCE 1983-84	APPROPRIATIONS: REQUESTED FISCAL YEAR 1984-85	APPROPRIATIONS: RECOMMENDED FISCAL YEAR 1984-85	APPROPRIATIONS: CHANGE FROM ADJ ALLOWANCE
SAL & EMP BEN	$ 5,903,045	$ 6,119,969	$ 6,086,669	$ 6,522,929	$ 6,335,586	$ 248,917
SVCS & SUPPS	1,188,634	1,029,219	953,510	1,032,177	1,027,596	74,086
OTH CHAR/USES	112,583	110,604	110,604	132,171	110,604	
FIXED ASSETS	22,173	42,969	42,969	42,969	34,769	-8,200
GROSS APPROP	$ 7,226,435	$ 7,302,761	$ 7,193,752	$ 7,730,246	$ 7,508,555	$ 314,803
LESS INT TRF	50,697	58,459	58,459	61,499	60,722	2,263
NET APPROP	$ 7,175,738	$ 7,244,302	$ 7,135,293	$ 7,668,747	$ 7,447,833	$ 312,540
REVENUE	47,692	415,992	536,976	463,970	418,884	-118,092
NET CO COST	$ 7,128,046	$ 6,828,310	$ 6,598,317	$ 7,204,777	$ 7,028,949	$ 430,632
BUDG POS	211.2		215.7	222.7	215.7	

CONTRIBUTIONS TO HOSPITAL ENTERPRISE FUNDS

	EXPENDITURES: ACTUAL PRIOR YEAR 1982-83	EXPENDITURES: ESTIMATED CURRENT YEAR 1983-84	APPROPRIATIONS: ADJUSTED ALLOWANCE 1983-84	APPROPRIATIONS: REQUESTED FISCAL YEAR 1984-85	APPROPRIATIONS: RECOMMENDED FISCAL YEAR 1984-85	APPROPRIATIONS: CHANGE FROM ADJ ALLOWANCE
OTHER CHARGES/ USES						
HARBOR	$ 12,361,654	$ 14,531,856	$ 11,800,685	$ 15,754,187	$ 14,761,219	$ 2,960,534
LONG BEACH	2,669,058	-1,026,104	2,852,404			-2,852,404
LAC/USC	73,047,528	61,844,573	58,211,615	73,358,060	73,506,127	15,294,512
M.L.K. JR.	37,649,058	27,254,601	24,708,939	28,637,924	29,992,764	5,283,825
MIRA LOMA	1,880,921	3,148,283	3,087,660	3,328,705	3,530,559	442,899
OLIVE VIEW	11,130,913	9,204,490	8,496,901	11,259,351	10,723,910	2,227,009
RANCHO	2,813,698	7,529,820	11,813,973	17,165,953	6,850,648	-4,963,325
NCC CONTRIBUTION						
HARBOR	$ 12,361,654	$ 14,531,856	$ 11,800,685	$ 15,754,187	$ 14,761,219	$ 2,960,534
LONG BEACH	2,669,058	-1,026,104	2,852,404			-2,852,404
LAC/USC	73,047,528	61,844,573	58,211,615	73,358,060	73,506,127	15,294,512
M.L.K. JR.	37,649,058	27,254,601	24,708,939	28,637,924	29,992,764	5,283,825
MIRA LOMA	1,880,921	3,148,283	3,087,660	3,328,705	3,530,559	442,899
OLIVE VIEW	11,130,913	9,204,490	8,496,901	11,259,351	10,723,910	2,227,009
RANCHO	2,813,698	7,529,820	11,813,973	17,165,953	6,850,648	-4,963,325
TOTAL	$ 141,552,830	$ 122,487,519	$ 120,972,177	$ 149,504,180	$ 139,365,227	$ 18,393,050

SUMMARY OF ENTERPRISE HOSPITALS

	EXPENDITURES		APPROPRIATIONS			
	ACTUAL PRIOR YEAR 1982-83	ESTIMATED CURRENT YEAR 1983-84	ADJUSTED ALLOWANCE 1983-84	REQUESTED FISCAL YEAR 1984-85	RECOMMENDED FISCAL YEAR 1984-85	CHANGE FROM ADJ ALLOWANCE
OPERATING EXPENDITURE						
SAL & EMP BEN	$ 512,128,084	$ 515,239,010	$ 500,519,389	$ 561,916,826	$ 535,925,462	$ 35,406,073
SVCS & SUPPS	237,756,541	254,130,997	254,611,555	273,344,768	264,166,438	9,554,883
OTH CHAR/USES	7,807,118	7,951,783	7,951,783	7,951,783	7,951,783	
FIXED ASSETS-EQUIP	2,630,748	7,932,215	10,684,266	11,703,656	3,050,322	-7,633,944
TOTAL EXPEND	$ 760,322,491	$ 785,254,005	$ 773,766,993	$ 854,917,033	$ 811,094,005	$ 37,327,012
OPERATING REVENUE						
STATE-HLTH-ADMIN	$ 5,950,877	$ 2,613,110	$ 1,784,754	$ 1,877,988	$ 3,161,284	$ 1,376,530
REV REPLACE-MIA	84,390,860	101,096,849	100,833,702	111,812,072	151,354,023	50,520,321
PROG SUBVENT-MIA	35,798,762	52,589,958	52,589,958	51,663,640		-52,589,958
INST C&S-HOSP COLL	63,083,972	65,593,618	63,361,520	67,779,656	68,728,259	5,366,739
INST C&S-MEDI-CAL	223,511,810	215,815,814	203,101,706	228,649,393	231,275,995	28,174,289
INST C&S-MEDICARE	68,533,653	66,852,596	69,536,234	67,571,273	66,827,385	-2,708,849
OTH CHAR CURR SVCS	58,940,206	56,278,113	57,769,643	60,013,007	58,449,493	679,850
OTHER REVENUES	-108,647	9,666,241	11,557,112	24,433,792	11,099,287	-457,825
TOTAL REVENUES	$ 540,101,493	$ 570,506,299	$ 560,534,629	$ 613,800,821	$ 590,895,726	$ 30,361,097
GAIN OR LOSS	$ -220,220,998	$ -214,747,706	$ -213,232,364	$ -241,116,212	$ -220,198,279	$ -6,965,915
NONOPERATING REVENUE						
COUNTY CNTRIB	$ 220,220,998	$ 214,747,706	$ 213,232,364	$ 241,116,212	$ 220,198,279	$ 6,965,915
FED REV SHARING	78,718,807	92,260,187	92,260,187	91,612,032	80,833,052	-11,427,135
NET CO CNTRIB	$ 141,502,191	$ 122,487,519	$ 120,972,177	$ 149,504,180	$ 139,365,227	$ 18,393,050
BUDGETED POS	17,516.5		17,239.4	18,045.7	17,243.7	4.3

LONG BEACH GENERAL HOSPITAL
ENTERPRISE FUND OPERATING PLAN

	EXPENDITURES		APPROPRIATIONS			
	ACTUAL PRIOR YEAR 1982-83	ESTIMATED CURRENT YEAR 1983-84	ADJUSTED ALLOWANCE 1983-84	REQUESTED FISCAL YEAR 1984-85	RECOMMENDED FISCAL YEAR 1984-85	CHANGE FROM ADJ ALLOWANCE
OPERATING EXPENDITURE						
SAL & EMP BEN	$ 5,813,523	$ 1,869,527	$ 5,716,366	$	$	$ -5,716,366
SVCS & SUPPS	3,200,687	2,065,695	3,084,284			-3,084,284
OTH CHAR/USES	41,220	33,767	33,767			-33,767
FIXED ASSETS-EQUIP		39,125	52,685			-52,685
TOTAL EXPEND	$ 9,055,430	$ 4,008,114	$ 8,887,102	$	$	$ -8,887,102
OPERATING REVENUE						
REV REPLACE-MIA	318,540	366,847	366,847			$ -366,847
PROG SUBVENT-MIA	3,159,643	3,446,052	3,446,052			-3,446,052
INST C&S-HOSP COLL	559,463	115,705	295,721			-295,721
INST C&S-MEDI-CAL	1,995,912	342,327	1,149,231			-1,149,231
INST C&S-MEDICARE	444,775	80,718	80,718			-80,718
OTHER REVENUES	-230,612	34,414	47,974			-47,974
TOTAL REVENUES	$ 6,247,721	$ 4,386,063	$ 5,386,543	$	$	$ -5,386,543
GAIN OR LOSS	$ -2,807,709	$ 377,949	$ -3,500,559	$	$	$ 3,500,559
NONOPERATING REVENUE						
COUNTY CNTRIB	$ 2,807,709	$ -377,949	$ 3,500,559	$	$	$ -3,500,559
FED REV SHARING	137,423	648,155	648,155			-648,155
NET CO CNTRIB	$ 2,670,286	$ -1,026,104	$ 2,852,404	$	$	$ -2,852,404
BUDGETED POS	170.0		152.0			-152.0

LAC/HARBOR-UCLA MEDICAL CTR
ENTERPRISE FUND OPERATING PLAN

	EXPENDITURES			APPROPRIATIONS		
	ACTUAL PRIOR YEAR 1982-83	ESTIMATED CURRENT YEAR 1983-84	ADJUSTED ALLOWANCE 1983-84	REQUESTED FISCAL YEAR 1984-85	RECOMMENDED FISCAL YEAR 1984-85	CHANGE FROM ADJ ALLOWANCE
OPERATING EXPENDITURE						
SAL & EMP BEN	$ 85,668,502	$ 89,491,493	$ 85,184,525	$ 97,726,890	$ 93,806,927	$ 8,622,402
SVCS & SUPPS	40,694,165	42,154,689	41,628,213	46,353,088	44,453,868	2,825,655
OTH CHAR/USES	1,868,165	1,649,696	1,649,696	1,649,696	1,649,696	
FIXED ASSETS-EQUIP	340,965	1,262,327	1,700,285	1,725,285	300,493	-1,399,792
TOTAL EXPEND	$ 128,571,797	$ 134,558,205	$ 130,162,719	$ 147,454,959	$ 140,210,984	$10,048,265
OPERATING REVENUE						
STATE-HLTH-ADMIN	$ 784,553	$ 275,190	$ 275,190	$ 290,175	$ 486,838	$ 211,648
REV REPLACE-MIA	16,234,940	21,221,358	21,221,358	24,097,809	31,107,386	9,886,028
PROG SUBVENT-MIA	7,034,978	9,886,028	9,886,028	10,427,209		-9,886,028
INST C&S-HOSP COLL	14,785,391	15,671,524	15,671,524	16,610,917	16,471,441	799,917
INST C&S-MEDI-CAL	43,356,573	42,829,641	39,523,663	48,401,033	46,645,186	7,121,523
INST C&S-MEDICARE	13,953,410	11,990,090	11,687,937	12,550,255	12,041,135	353,198
OTH CHAR CURR SVCS	5,882,824	5,500,098	6,316,668	5,755,832	6,634,843	318,175
OTHER REVENUES	2,010,087	1,170,812	2,298,058	2,085,934	2,003,414	-294,644
TOTAL REVENUES	$ 104,042,756	$ 108,544,741	$ 106,880,426	$ 120,219,164	$ 115,390,243	$ 8,509,817
GAIN OR LOSS	$ -24,529,041	$ -26,013,464	$ -23,282,293	$ -27,235,795	$ -24,820,741	$-1,538,448
NONOPERATING REVENUE						
COUNTY CNTRIB	$ 24,529,041	$ 26,013,464	$ 23,282,293	$ 27,235,795	$ 24,820,741	$ 1,538,448
FED REV SHARING	12,184,550	11,481,608	11,481,608	11,481,608	10,059,522	-1,422,086
NET CO CNTRIB	$ 12,344,491	$ 14,531,856	$ 11,800,685	$ 15,754,187	$ 14,761,219	$ 2,960,534
BUDGETED POS	2,881.8		2,855.8	2,920.8	2,918.8	63.0

LAC/OLIVE VIEW MEDICAL CTR
ENTERPRISE FUND OPERATING PLAN

	EXPENDITURES		APPROPRIATIONS			
	ACTUAL PRIOR YEAR 1982-83	ESTIMATED CURRENT YEAR 1983-84	ADJUSTED ALLOWANCE 1983-84	REQUESTED FISCAL YEAR 1984-85	RECOMMENDED FISCAL YEAR 1984-85	CHANGE FROM ADJ ALLOWANCE
OPERATING EXPENDITURE						
SAL & EMP BEN	$ 30,640,072	$ 31,673,223	$ 30,768,089	$ 34,058,532	$ 33,247,462	$ 2,479,373
SVCS & SUPPS	12,715,680	12,734,560	12,462,393	13,849,449	13,904,895	1,442,502
OTH CHAR/USES	135,212	252,550	252,550	252,550	252,550	
FIXED ASSETS-EQUIP	221,565	467,686	629,947	629,947	102,485	-527,462
TOTAL EXPEND	$ 43,712,529	$ 45,128,019	$ 44,112,979	$ 48,790,478	$ 47,507,392	$ 3,394,413
OPERATING REVENUE						
STATE-HLTH-ADMIN	$ 310,900	$ 99,770	$ 99,770	$ 105,013	$ 177,032	$ 77,262
REV REPLACE-MIA	5,121,900	6,691,326	6,691,326	6,686,612	8,939,512	2,248,186
PROG SUBVENT-MIA	1,915,336	2,248,186	2,248,186	2,371,256		-2,248,186
INST C&S-HOSP COLL	2,821,510	2,520,000	2,179,216	2,680,564	2,613,512	434,296
INST C&S-MEDI-CAL	9,031,845	7,478,755	7,148,794	8,127,263	8,295,862	1,147,068
INST C&S-MEDICARE	2,688,305	2,800,000	3,163,294	2,792,244	2,800,000	-363,294
OTH CHAR CURR SVCS	8,436,008	7,634,374	7,634,374	8,309,216	8,264,784	630,410
OTHER REVENUES	729,282	339,940	339,940	347,781	338,518	-1,422
TOTAL REVENUES	$ 31,055,086	$ 29,812,351	$ 29,504,900	$ 31,419,949	$ 31,429,220	$ 1,924,320
GAIN OR LOSS	$ -12,657,443	$ -15,315,668	$ -14,608,079	$ -17,370,529	$ -16,078,172	$ -1,470,093
NONOPERATING REVENUE						
COUNTY CNTRIB	$ 12,657,443	$ 15,315,668	$ 14,608,079	$ 17,370,529	$ 16,078,172	$ 1,470,093
FED REV SHARING	1,531,490	6,111,178	6,111,178	6,111,178	5,354,262	-756,916
NET CO CNTRIB	$ 11,125,953	$ 9,204,490	$ 8,496,901	$ 11,259,351	$ 10,723,910	$ 2,227,009
BUDGETED POS	1,010.7		991.2	991.2	1,002.2	11.0

LAC/USC MEDICAL CTR
ENTERPRISE FUND OPERATING PLAN

	EXPENDITURES		APPROPRIATIONS			
	ACTUAL PRIOR YEAR 1982-83	ESTIMATED CURRENT YEAR 1983-84	ADJUSTED ALLOWANCE 1983-84	REQUESTED FISCAL YEAR 1984-85	RECOMMENDED FISCAL YEAR 1984-85	CHANGE FROM ADJ ALLOWANCE
OPERATING EXPENDITURE						
SAL & EMP BEN	$ 238,855,780	$ 236,528,901	$ 230,579,835	$ 264,029,806	$ 247,020,588	$ 16,440,753
SVCS & SUPPS	106,022,003	115,330,200	114,805,589	122,855,428	120,534,652	5,729,063
OTH CHAR/USES	3,964,042	3,980,060	3,980,060	3,980,060	3,980,060	
FIXED ASSETS-EQUIP	1,477,560	4,892,288	6,589,643	6,006,001	2,066,295	-4,523,348
TOTAL EXPEND	$ 350,319,385	$ 360,731,449	$ 355,955,127	$ 396,871,295	$ 373,601,595	$ 17,646,468
OPERATING REVENUE						
STATE-HLTH-ADMIN	$ 3,556,209	$ 1,801,801	$ 988,242	$ 1,041,607	$ 1,751,351	$ 763,109
REV REPLACE-MIA	40,247,120	37,976,569	37,976,569	43,023,483	63,301,901	25,325,332
PROG SUBVENT-MIA	14,253,136	25,320,564	25,320,564	26,706,662		-25,320,564
INST C&S-HOSP COLL	18,972,043	22,995,220	22,995,220	22,955,732	23,860,403	865,183
INST C&S-MEDI-CAL	103,290,538	103,220,115	99,774,270	107,730,770	108,819,929	9,045,659
INST C&S-MEDICARE	26,863,865	28,357,000	31,473,040	28,357,000	28,357,000	-3,116,040
OTH CHAR CURR SVCS	29,844,451	30,138,594	30,138,594	32,011,221	29,677,967	-460,627
OTHER REVENUES	-2,201,128	7,187,749	7,187,749	19,797,496	7,625,961	438,212
TOTAL REVENUES	$ 234,826,234	$ 256,997,612	$ 255,854,248	$ 281,623,971	$ 263,394,512	$ 7,540,264
GAIN OR LOSS	$ -115,493,151	$ -103,733,837	$ -100,100,879	$ -115,247,324	$ -110,207,083	$-10,106,204
NONOPERATING REVENUE						
COUNTY CNTRIB	$ 115,493,151	$ 103,733,837	$ 100,100,879	$ 115,247,324	$ 110,207,083	$ 10,106,204
FED REV SHARING	42,462,930	41,889,264	41,889,264	41,889,264	36,700,956	-5,188,308
NET CO CNTRIB	$ 73,030,221	$ 61,844,573	$ 58,211,615	$ 73,358,060	$ 73,506,127	$ 15,294,512
BUDGETED POS	8,049.5		7,961.9	8,701.9	7,954.9	-7.0

M. L. KING JR. HOSPITAL
ENTERPRISE FUND OPERATING PLAN

	EXPENDITURES		APPROPRIATIONS			
	ACTUAL PRIOR YEAR 1982-83	ESTIMATED CURRENT YEAR 1983-84	ADJUSTED ALLOWANCE 1983-84	REQUESTED FISCAL YEAR 1984-85	RECOMMENDED FISCAL YEAR 1984-85	CHANGE FROM ADJ ALLOWANCE
OPERATING EXPENDITURE						
SAL & EMP BEN	$ 75,365,113	$ 77,296,535	$ 72,394,432	$ 83,038,386	$ 79,680,755	$ 7,286,323
SVCS & SUPPS	42,579,254	45,213,056	46,213,056	47,570,694	46,711,006	497,950
OTH CHAR/USES	1,379,384	1,267,546	1,267,546	1,267,546	1,267,546	
FIXED ASSETS-EQUIP	299,474	244,060	328,720	1,247,437	238,838	-89,882
TOTAL EXPEND	$ 119,623,225	$ 124,021,197	$ 120,203,754	$ 133,124,063	$ 127,898,145	$ 7,694,391
OPERATING REVENUE						
STATE-HLTH-ADMIN	$ 980,513	$ 319,816	$ 319,816	$ 336,899	$ 565,870	$ 246,054
REV REPLACE-MIA	11,613,900	16,653,623	16,653,623	19,643,836	23,169,906	6,516,283
PROG SUBVENT-MIA	7,269,296	6,516,283	6,516,283	6,872,997		-6,516,283
INST C&S-HOSP COLL	7,320,685	7,312,115	6,512,115	8,235,244	8,127,324	1,615,209
INST C&S-MEDI-CAL	25,261,740	26,794,177	26,322,396	28,196,376	28,714,468	2,392,072
INST C&S-MEDICARE	7,603,812	7,859,286	7,859,286	7,859,286	7,859,286	
OTH CHAR CURR SVCS	12,411,388	11,426,995	11,361,292	12,305,273	11,944,464	583,172
OTHER REVENUES	-5,554,854	439,643	505,346	1,591,570	487,776	-17,570
TOTAL REVENUES	$ 66,906,480	$ 77,321,938	$ 76,050,157	$ 85,041,481	$ 80,869,094	$ 4,818,937
GAIN OR LOSS	$ -52,716,745	$ -46,699,259	$ -44,153,597	$ -48,082,582	$ -47,029,051	$ -2,875,454
NONOPERATING REVENUE						
COUNTY CNTRIB	$ 52,716,745	$ 46,699,259	$ 44,153,597	$ 48,082,582	$ 47,029,051	$ 2,875,454
FED REV SHARING	15,070,842	19,444,658	19,444,658	19,444,658	17,036,287	-2,408,371
NET CO CNTRIB	$ 37,645,903	$ 27,254,601	$ 24,708,939	$ 28,637,924	$ 29,992,764	$ 5,283,825
BUDGETED POS	2,642.8		2,541.8	2,605.8	2,541.8	

MIRA LOMA HOSPITAL
ENTERPRISE FUND OPERATING PLAN

	EXPENDITURES			APPROPRIATIONS		
	ACTUAL PRIOR YEAR 1982-83	ESTIMATED CURRENT YEAR 1983-84	ADJUSTED ALLOWANCE 1983-84	REQUESTED FISCAL YEAR 1984-85	RECOMMENDED FISCAL YEAR 1984-85	CHANGE FROM ADJ ALLOWANCE
OPERATING EXPENDITURE						
SAL & EMP BEN	$ 11,532,711	$ 12,164,463	$ 11,517,886	$ 12,452,553	$ 12,764,154	$ 1,246,268
SVCS & SUPPS	5,724,370	5,975,368	5,760,591	6,375,265	6,337,029	576,438
OTH CHAR/USES	99,707	128,890	128,890	128,890	128,890	
FIXED ASSETS-EQUIP	214,410	366,887	494,244	494,244	312,064	-182,180
TOTAL EXPEND	$ 17,571,198	$ 18,635,608	$ 17,901,611	$ 19,450,952	$ 19,542,137	$ 1,640,526
OPERATING REVENUE						
STATE-HLTH-ADMIN	$ 96,366	$ 46,938	$ 32,141	$ 33,882	$ 56,903	$ 24,762
REV REPLACE-MIA	1,635,340	2,101,846	2,101,846	1,991,616	2,681,639	579,793
PROG SUBVENT-MIA	642,288	579,793	579,793	611,532		-579,793
INST C&S-HOSP COLL	971,740	906,928	628,452	941,862	940,582	312,130
INST C&S-MEDI-CAL	6,876,267	6,551,052	6,564,494	7,089,822	7,241,527	677,033
INST C&S-MEDICARE	2,566,153	2,517,980	2,024,437	2,531,528	2,517,980	493,543
OTH CHAR CURR SVCS	219,338	194,897	194,897	223,937	191,425	-3,472
OTHER REVENUES	679,501	87,864	187,864	198,041	191,142	3,278
TOTAL REVENUES	$ 13,686,993	$ 12,987,298	$ 12,313,924	$ 13,622,220	$ 13,821,198	$ 1,507,274
GAIN OR LOSS	$ -3,884,205	$ -5,648,310	$ -5,587,687	$ -5,828,732	$ -5,720,939	$ -133,252
NONOPERATING REVENUE						
COUNTY CNTRIB	$ 3,884,205	$ 5,648,310	$ 5,587,687	$ 5,828,732	$ 5,720,939	$ 133,252
FED REV SHARING	2,004,193	2,500,027	2,500,027	2,500,027	2,190,380	-309,647
NET CO CNTRIB	$ 1,880,012	$ 3,148,283	$ 3,087,660	$ 3,328,705	$ 3,530,559	$ 442,899
BUDGETED POS	405.0		402.0	402.0	402.0	

RANCHO LOS AMIGOS HOSPITAL
ENTERPRISE FUND OPERATING PLAN

	EXPENDITURES		APPROPRIATIONS			
	ACTUAL PRIOR YEAR 1982-83	ESTIMATED CURRENT YEAR 1983-84	ADJUSTED ALLOWANCE 1983-84	REQUESTED FISCAL YEAR 1984-85	RECOMMENDED FISCAL YEAR 1984-85	CHANGE FROM ADJ ALLOWANCE
OPERATING EXPENDITURE						
SAL & EMP BEN	$ 64,252,383	$ 66,214,868	$ 64,358,256	$ 70,610,659	$ 69,405,576	$ 5,047,320
SVCS & SUPPS	26,820,382	30,657,429	30,657,429	36,340,844	32,224,988	1,567,559
OTH CHAR/USES	319,388	639,274	639,274	673,041	673,041	33,767
FIXED ASSETS-EQUIP	76,774	659,842	888,742	1,600,742	30,147	-858,595
TOTAL EXPEND	$ 91,468,927	$ 98,171,413	$ 96,543,701	$ 109,225,286	$ 102,333,752	$ 5,790,051
OPERATING REVENUE						
STATE-HLTH-ADMIN	$ 222,336	$ 69,595	$ 69,595	$ 70,412	$ 123,290	$ 53,695
REV REPLACE-MIA	9,219,120	16,085,280	15,822,133	16,368,716	22,153,679	6,331,546
PROG SUBVENT-MIA	1,524,085	4,593,052	4,593,052	4,673,984		-4,593,052
INST C&S-HOSP COLL	17,653,140	16,072,126	15,079,272	16,355,337	16,714,997	1,635,725
INST C&S-MEDI-CAL	33,698,935	28,599,747	22,618,858	29,104,129	31,559,023	8,940,165
INST C&S-MEDICARE	14,413,333	13,247,522	13,247,522	13,480,960	13,251,984	4,462
OTH CHAR CURR SVCS	2,146,197	1,383,155	2,123,818	1,407,528	1,736,010	-387,808
OTHER REVENUES	4,459,077	405,819	990,181	412,970	452,476	-537,705
TOTAL REVENUES	$ 83,336,223	$ 80,456,296	$ 74,544,431	$ 81,874,036	$ 85,991,459	$ 11,447,028
GAIN OR LOSS	$ -8,132,704	$ -17,715,117	$ -21,999,270	$ -27,351,250	$ -16,342,293	$ 5,656,977
NONOPERATING REVENUE						
COUNTY CNTRIB	$ 8,132,704	$ 17,715,117	$ 21,999,270	$ 27,351,250	$ 16,342,293	$ -5,656,977
FED REV SHARING	5,327,379	10,185,297	10,185,297	10,185,297	9,491,645	-693,652
NET CO CNTRIB	$ 2,805,325	$ 7,529,820	$ 11,813,973	$ 17,165,953	$ 6,850,648	$ -4,963,325
BUDGETED POS	2,356.7		2,334.7	2,424.0	2,424.0	89.3

HUMAN RELATIONS COMMISSION

FUNCTION: PUBLIC PROTECTION | FUND: GENERAL | ACTIVITY: OTHER PROTECTION

CLASSIFICATION	EXPENDITURES ACTUAL PRIOR YEAR 1982-83	EXPENDITURES ESTIMATED CURRENT YEAR 1983-84	APPROPRIATIONS ADJUSTED ALLOWANCE 1983-84	APPROPRIATIONS REQUESTED FISCAL YEAR 1984-85	APPROPRIATIONS RECOMMENDED FISCAL YEAR 1984-85	CHANGE FROM ADJ ALLOWANCE
SAL & EMP BEN	$ 800,624	$ 765,238	$ 714,610	$ 836,504	$ 917,806	$ 203,196
SVCS & SUPPS	43,414	48,000	55,195	55,195	48,800	-6,395
GROSS APPROP	$ 844,038	$ 813,238	$ 769,805	$ 891,699	$ 966,606	$ 196,801
LESS INT TRF	428	440	440	440	440	
NET APPROP	$ 843,610	$ 812,798	$ 769,365	$ 891,259	$ 966,166	$ 196,801
REVENUE	2,699	10,000	75,000			-75,000
NET CO COST	$ 840,911	$ 802,798	$ 694,365	$ 891,259	$ 966,166	$ 271,801
BUDG POS	21.0		17.0	20.0	20.0	3.0

WORKLOAD

Indicator	1981-82	1982-83	1983-84 Estimated	1984-85 Projected
Community Programs (Hours)	6,578	6,836	6,078	6,255
Conflict Resolution (Hours)	1,700	1,650	1,621	1,795
Leadership Training (Hours)	1,965	1,908	1,871	2,120
Research & Communication (Hours)	3,363	3,265	3,201	3,380
Special Assignments & Services (Hours)	4,614	4,480	4,393	4,630

MISSION

The Commission on Human Relations is a non-mandatory operation, established and maintained at the discretion of the Board of Supervisors for the purpose of identifying and ameliorating human relations problems throughout the County. The Commission assists in coordinating the work of agencies and groups engaged in fostering mutual understanding and respect, and provides human relations services to deal with racial and religious violence, intergroup tension and conflict, and discrimination and prejudice.

The Commission's performance in the current fiscal year indicates that the Commission will incur an increase in Net County Cost. This is partially the result of underrealized revenue because of the Commission's inability to generate funding sources in the private sector.

For 1984-85 the workload of the Human Relations Commission is expected to increase slightly over the 1983-84 experience. The budget recommendations reflect an increase in Salaries and Employee Benefits to fund the 1984-85 negotiated increases and the full year funding for the Executive Assistant and two Human Relations Consultants. Revenue has been deleted due to the Commission's difficulty in generating funding resources. The changes in funding requirements and service levels to finance the Commission's programs are described in the following:

RECOMMENDED CHANGES FROM
1983-84 ADJUSTED ALLOWANCE

Program Changes

	Appropriation	Revenue	Net County Cost	Bud. Pos.
1	$ 126,543	$ --	$ 126,543	3.0

Funding for Position Increases: This appropriation reflects the full year funding for the Executive Assistant and two Human Relations Consultants who will strengthen the Commission's effectiveness in dealing with the increasing numbers of human relations problems in the County.

Other Changes

1	$ 76,653	$ --	$ 76,653	--

Salaries and Employee Benefits Adjustments: This reflects the cost of 1984-85 Salaries and Employee Benefits increases negotiated with employee bargaining units, effective September 1, 1984. No increases were allowed in 1983-84 and the first two months of 1984-85.

2	$ (-6,395)	$ --	$ (-6,395)	--

Services and Supplies Adjustment: This reflects reductions in communications, office expense, auto mileage service requirements, and other miscellaneous adjustments.

3	$ --	$ (-75,000)	$ 75,000	--

Revenue Adjustment: Reflects a deletion of the anticipated revenue due to the Commission's difficulty in generating funding resources in 1983-84.

Total	$ 196,801	$ (-75,000)	$ 271,801	3.0

INSURANCE

FUNCTION: GENERAL | FUND: GENERAL | ACTIVITY: OTHER GENERAL

CLASSIFICATION	EXPENDITURES: ACTUAL PRIOR YEAR 1982-83	EXPENDITURES: ESTIMATED CURRENT YEAR 1983-84	APPROPRIATIONS: ADJUSTED ALLOWANCE 1983-84	APPROPRIATIONS: REQUESTED FISCAL YEAR 1984-85	APPROPRIATIONS: RECOMMENDED FISCAL YEAR 1984-85	APPROPRIATIONS: CHANGE FROM ADJ ALLOWANCE
SAL & EMP BEN	$ 78,722,868	$ 90,313,462	$ 88,416,671	$ 101,075,629	$ 101,075,629	$ 12,658,958
LESS EXP DIST	78,151,056	90,858,051	83,955,371	101,063,129	101,063,129	17,107,758
TOTAL S&EB	571,812	-544,589	4,461,300	12,500	12,500	-4,448,800
SVCS & SUPPS	11,407,408	13,460,804	14,080,066	16,985,691	13,740,891	-339,175
LESS EXP DIST	7,689,134	9,276,451	9,276,451	9,925,881	9,925,881	649,430
TOTAL S&S	3,718,274	4,184,353	4,803,615	7,059,810	3,815,010	-988,605
OTH CHAR/USES		1,514,450	1,214,450		3,244,800	2,030,350
GROSS APPROP	$ 4,290,086	$ 5,154,214	$ 10,479,365	$ 7,072,310	$ 7,072,310	$ -3,407,055
LESS INT TRF	229,286	1,488,928	1,552,646	1,949,388	360,115	-1,192,531
NET APPROP	$ 4,060,800	$ 3,665,286	$ 8,926,719	$ 5,122,922	$ 6,712,195	$ -2,214,524
REVENUE	3,505,511	216,580	124,993	1,567,859	6,155,132	6,030,139
NET CO COST	$ 555,289	$ 3,448,706	$ 8,801,726	$ 3,555,063	$ 557,063	$ -8,244,663

WORKLOAD

Indicator	1981-82	1982-83	1983-84 Estimated	1984-85 Projected
Health-Average Annual Enrollment	67,772	66,111	64,876	64,876
Dental-Average Annual Enrollment	68,158	65,641	64,765	64,765
Life-Average Annual Enrollment	68,983	66,657	65,659	65,659
Average Quarterly Unemployment Insurance Claims	4,279	5,200	4,470	4,246

MISSION

The Insurance budget reflects centrally the funding of the County's contribution towards the employees' health, dental, and life insurance benefits. In compliance with State and Federal accounting requirements, that major costs be identified to departments, these centralized costs are transferred to the departmental budgets and are shown as elements of their Salaries and Employee Benefits. Due to this cost transfer, there is no Net County Cost provided for these benefits in the Insurance budget. The appropriation provides funding for the County's unemployment insurance costs, various liability, fidelity, and property insurance premium costs, as well as self-insured program settlement costs (e.g. medical malpractice and automobile insurance).

The Insurance budget is estimated to underexpend Net County Cost by $5,353,020 at the close of 1983-84. This condition primarily reflects unexpended contingency reserves in unemployment insurance. The 1984-85 recommended Net County Cost of $557,063 reflects a decrease of $8,244,663 from the 1983-84 allowance. This decrease primarily reflects the elimination of the unemployment insurance contingency reserve, partially offset by increased costs for out-of-court settlements associated with the County's contract liability claims administration program, and the addition of State revenue to offset the County's unemployment insurance benefit costs.

RECOMMENDED CHANGES FROM 1983-84 ADJUSTED ALLOWANCE

Program Changes

	Appropriation	Revenue	Net County Cost	Bud. Pos.
1	$ (-50,000)	$ --	$ (-50,000)	--

Deletion of Auto (Prior to 1977) Liability Program: This program funded auto liability claims which arose prior to January 1, 1977. Funding for this program is no longer required since all claims under this program have been resolved.

2	$ 3,056,487	$ 1,241,842	$ 1,814,645	--

Contract Liability Claims Administration: Pursuant to the Board's actions on December 13, 1983, funds are being provided for the contracting of claims administration and defense management for auto liability and certain categories of general liability.

Major settlement and litigation costs in excess of $20,000, for auto liability, will be provided for in the Judgments and Damages budget; the Insurance budget will provide funds for all auto-related settlement and litigation costs under $20,000. The increase in auto-related costs reflects the inclusion of Special District, Special Fund, and Contract Cities costs, which are revenue offset. An additional cause for the budget increase results from the anticipated settlement of 25 backlogged cases in 1984-85.

All settlement and litigation costs related to the County's General Liability Program will continue to be provided for in the Judgments and Damages budget.

Other Changes

1	$ (-4,449,800)	$ --	$(-4,449,800)	--

Deletion of Unemployment Insurance Contingency Reserve: This reflects savings from the unexpended unemployment insurance contingency reserve in 1983-84.

2	$ --	$ 4,610,000	$(-4,610,000)	--

State Revenue: This reflects anticipated SB 90 revenue to offset the County's unemployment insurance benefit costs.

3	$ (-115,000)	$ --	$ (-115,000)	--

Fidelity Insurance Premium Decrease: The 1983-84 budget included funding for payment of a three-year premium for the County's fidelity insurance. Therefore, funds are not needed in 1984-85 or 1985-86.

4	$ (-365,873)	$ --	$ (-365,873)	--

Medical Malpractice Reduction: This reflects an increase in Expenditure Distributions to the Hospital Enterprise Funds, for medical malpractice insurance based upon identification of losses by the independent claims administrator.

5	$ (-290,338)	$ 178,297	$ (-468,635)	--

Other: This reflects decreased premium requirements for the County's joint powers insurance program, and for Blanket Property and Casualty areas. This is partially offset by increases in other contract liability insurance programs.

Total	$ (-2,214,524)	$ 6,030,139	$(-8,244,663)	--

JUDGMENTS AND DAMAGES

FUNCTION GENERAL | FUND GENERAL | ACTIVITY OTHER GENERAL

CLASSIFICATION	EXPENDITURES: ACTUAL PRIOR YEAR 1982-83	EXPENDITURES: ESTIMATED CURRENT YEAR 1983-84	APPROPRIATIONS: ADJUSTED ALLOWANCE 1983-84	APPROPRIATIONS: REQUESTED FISCAL YEAR 1984-85	APPROPRIATIONS: RECOMMENDED FISCAL YEAR 1984-85	CHANGE FROM ADJ ALLOWANCE
OTH CHAR/USES	$ 6,800,332	$ 10,600,000	$ 10,600,000	$ 32,500,000	$ 25,800,000	$ 15,200,000
GROSS APPROP	$ 6,800,332	$ 10,600,000	$ 10,600,000	$ 32,500,000	$ 25,800,000	$ 15,200,000
NET APPROP	$ 6,800,332	$ 10,600,000	$ 10,600,000	$ 32,500,000	$ 25,800,000	$ 15,200,000
NET CO COST	$ 6,800,332	$ 10,600,000	$ 10,600,000	$ 32,500,000	$ 25,800,000	$ 15,200,000

MISSION

This appropriation provides funds for payment of settlements for uninsured claims against the County and attorney fees wherein public interest class action suits are found for the plaintiffs.

While funding requirements for this budget unit are difficult to project, since case settlements are unpredictable, the recommended budget reflects a $15.2 million increase over the 1983-84 adopted budget to meet funding requirements for anticipated settlements in 1984-85.

JUSTICE SYSTEM SUBVENTION

FUNCTION: PUBLIC PROTECTION | FUND: GENERAL | ACTIVITY: OTHER PROTECTION

CLASSIFICATION	EXPENDITURES: ACTUAL PRIOR YEAR 1982-83	EXPENDITURES: ESTIMATED CURRENT YEAR 1983-84	APPROPRIATIONS: ADJUSTED ALLOWANCE 1983-84	APPROPRIATIONS: REQUESTED FISCAL YEAR 1984-85	APPROPRIATIONS: RECOMMENDED FISCAL YEAR 1984-85	APPROPRIATIONS: CHANGE FROM ADJ ALLOWANCE
SVCS & SUPPS	$ 1,931,530	$ 2,028,847	$ 2,028,847	$ 1,881,789	$ 1,881,789	$ -147,058
GROSS APPROP	$ 1,931,530	$ 2,028,847	$ 2,028,847	$ 1,881,789	$ 1,881,789	$ -147,058
NET APPROP	$ 1,931,530	$ 2,028,847	$ 2,028,847	$ 1,881,789	$ 1,881,789	$ -147,058
REVENUE	2,190,994	2,028,847	2,028,847	1,881,789	1,881,789	-147,058
NET CO COST	$ -259,464	$	$	$	$	$

WORKLOAD

Indicator	1981-82	1982-83	1983-84 Estimated	1984-85 Projected
Number of Community-based Organizations	28	41	50	50
Number of County Agencies	3	4	3	3

MISSION

The County Justice System Subvention Program was created by Assembly Bill 90 enacted in 1978, and was substantially modified by Senate Bill 789, enacted in 1983. The program provides funds to counties throughout the State for juvenile and adult correctional programs, crime and delinquency prevention programs, and services and programs mandated by Chapter 1071 of the Statutes of 1976 (AB 3121). Subvention program funds are distributed to County departments and community-based organizations.

The Department of Community Services is allocated subvention funds by the County for use by community-based organizations engaged in educational, vocational, family and substance abuse counseling, and other crime and delinquency prevention and diversion activities.

During the current fiscal year, funds were appropriated in this budget unit for services provided under contract by 50 community-based organizations and the County Superintendent of Schools. There is no Net County Cost associated with this budget unit as amounts expended are fully offset by revenue.

Based on the Justice System Advisory Group's recommendations for 1984-85, funds for the community-based agencies are again being appropriated in this budget unit. Funds proposed for allocation to the Probation Department and District Attorney, and to the Department of Community Services for monitoring and administration of the community-based agency component, are included within the respective departmental budget units.

Justice System Subvention (contd)

RECOMMENDED CHANGES FROM
1983-84 ADJUSTED ALLOWANCE

Program Change

	Appropriation	Revenue	Net County Cost	Bud. Pos.
1	$ (-147,058)	$ (-147,058)	$ --	--

Justice System Advisory Group (JSAG) Recommendations: No change is recommended in funding for community-based agencies, based on preliminary State estimates of the subvention program allocation to the County. A funding recommendation for County Superintendent of Schools, which received $147,058 this fiscal year, has not yet been developed and is recommended for deletion at this time. Once a program is developed by the County Superintendent of Schools, a level of financing will be considered.

Total	$ (-147,058)	$ (-147,058)	$ --	--

LOCAL AGENCY FORMATION COMMISSION

FUNCTION: PUBLIC PROTECTION | FUND: GENERAL | ACTIVITY: OTHER PROTECTION

CLASSIFICATION	EXPENDITURES: ACTUAL PRIOR YEAR 1982-83	EXPENDITURES: ESTIMATED CURRENT YEAR 1983-84	APPROPRIATIONS: ADJUSTED ALLOWANCE 1983-84	APPROPRIATIONS: REQUESTED FISCAL YEAR 1984-85	APPROPRIATIONS: RECOMMENDED FISCAL YEAR 1984-85	APPROPRIATIONS: CHANGE FROM ADJ ALLOWANCE
SVCS & SUPPS	$ 223,411	$ 221,000	$ 223,019	$ 235,169	$ 226,169	$ 3,150
FIXED ASSETS		3,000	3,000			-3,000
GROSS APPROP	$ 223,411	$ 224,000	$ 226,019	$ 235,169	$ 226,169	$ 150
NET APPROP	$ 223,411	$ 224,000	$ 226,019	$ 235,169	$ 226,169	$ 150
REVENUE	21,236	78,201	78,201	86,105	86,105	7,904
NET CO COST	$ 202,175	$ 145,799	$ 147,818	$ 149,064	$ 140,064	$ -7,754

MISSION

The Local Agency Formation Commission is a separate governmental unit created by the 1963 State Legislature. It is charged with the responsibility of reviewing and approving or denying proposals for incorporation or disincorporation of cities, formation or dissolution of special districts, reorganization, and annexations to and detachments from cities and special districts. Commission services include consideration of spheres of influence of each local governmental agency, preparation of factual reports in response to requests from communities considering incorporation and finalizing boundary changes with appropriate notification to State and County departments of the completion of those proceedings. Commission costs are a mandatory charge upon the County.

The Commission's performance in the current fiscal year indicates that the recommended budget appropriations are sufficient for providing Board-approved service levels in 1984-85.

RECOMMENDED CHANGES FROM 1983-84 ADJUSTED ALLOWANCE

	Appropriation	Revenue	Net County Cost	Bud. Pos.
1	$ 3,150	$ --	$ 3,150	--

Services and Supplies Adjustments: This reflects an increase in Rents and Lease expense and in Professional and Specialized Services. These costs are partially offset by a reduction in Office Expense and Transportation and Travel expense.

2	$ (-3,000)	$ --	$ (-3,000)	--

Fixed Assets Adjustment: Allocation to be utilized to fund Services and Supplies equipment purchase.

3	$ --	$ 7,904	$ (-7,904)	--

Revenue Increase: This reflects anticipated revenue due to an increase in the fee structure and increases for other services.

Total	$ 150	$ 7,904	$ (-7,754)	--

LONG TERM DISABILITY

FUNCTION: GENERAL | FUND: GENERAL | ACTIVITY: OTHER GENERAL

CLASSIFICATION	EXPENDITURES: ACTUAL PRIOR YEAR 1982-83	EXPENDITURES: ESTIMATED CURRENT YEAR 1983-84	APPROPRIATIONS: ADJUSTED ALLOWANCE 1983-84	APPROPRIATIONS: REQUESTED FISCAL YEAR 1984-85	APPROPRIATIONS: RECOMMENDED FISCAL YEAR 1984-85	APPROPRIATIONS: CHANGE FROM ADJ ALLOWANCE
SAL & EMP BEN	$ 925,114	$ 854,390	$ 939,882	$ 1,522,794	$ 939,882	$
LESS EXP DIST	925,114	854,390	939,882	1,522,794	939,882	
TOTAL S&EB	$	$	$	$	$	$
GROSS APPROP	$	$	$	$	$	$
NET APPROP	$	$	$	$	$	$
NET CO COST	$	$	$	$	$	$

WORKLOAD

Indicator	1981-82	1982-83	1983-84 Estimated	1984-85 Projected
Claims Processed	--	74	209	256
LTD	--	35	169	204
Survivor	--	39	40	52
Claims Approved	--	15	69	94
LTD	--	5	49	68
Survivor	--	10	20	26

MISSION

In August of 1981, the Board established the Long Term Disability and Survivor Plan for employees covered by Retirement Plan E. In June of 1982, the Board established a Trust Fund to self-insure the County against present and future liability created by the Long Term Disability Plan. Based upon employee membership in the County's Retirement Fund, the following entities are participants in the Trust Fund: General Fund, Hospital Enterprise Funds, Road Fund, Public Library, Fire Protection, and Flood Control Districts.

The Plan and Trust Fund are administered by the Department of Personnel (Employee Health, Insurance and Safety Branch). This budget unit reflects appropriation only for the annual General Fund contribution to the Trust Fund for benefits, reserves and administration; the various budgets of the remaining participants in the LTD program reflect their 1984-85 appropriation for LTD.

The General Fund will contribute $854,390 to the Trust Fund in 1983-84, which is $85,492 under budget. This underexpenditure reflects a contribution based on actual Plan E membership versus the estimate used to spread the initial cost to all participating funds in the 1983-84 budget.

The recommendations contain appropriations of $939,882 and less transfers to departments of the same amount. This level of expenditure reflects no change from the current year and is included in departmental budgets.

L.A. COUNTY CAPITAL ASSET LEASING

FUNCTION GENERAL | FUND GENERAL | ACTIVITY OTHER GENERAL

CLASSIFICATION	EXPENDITURES ACTUAL PRIOR YEAR 1982-83	EXPENDITURES ESTIMATED CURRENT YEAR 1983-84	APPROPRIATIONS ADJUSTED ALLOWANCE 1983-84	APPROPRIATIONS REQUESTED FISCAL YEAR 1984-85	APPROPRIATIONS RECOMMENDED FISCAL YEAR 1984-85	CHANGE FROM ADJ ALLOWANCE
SVCS & SUPPS	$	$ 12,162,653	$ 12,162,653	$ 22,917,116	$ 22,917,116	$ 10,754,463
LESS EXP DIST		12,162,653	12,162,653	22,917,116	22,917,116	10,754,463
TOTAL S&S						
GROSS APPROP	$	$	$	$	$	$
LESS INT TRF		2,530,682	2,530,682			-2,530,682
NET APPROP	$	$ -2,530,682	$ -2,530,682	$	$	$ 2,530,682
NET CO COST	$	$ -2,530,682	$ -2,530,682	$	$	$ 2,530,682

MISSION

On February 15, 1983, the Board-approved the formation of the nonprofit Los Angeles County Capital Asset Leasing Corporation (LAC-CAL) to issue tax-exempt bonds to finance the purchase of equipment. LAC-CAL's ability to issue low interest rate revenue bonds provides an immediate capability for financing extraordinary equipment purchases, enables the County to replace obsolete, high maintenance equipment which has been deferred due to fiscal constraints, and accelerates efforts to reduce the County workforce and increase productivity through the acquisition of cost-effective technology.

The Corporation utilizes bond proceeds to purchase equipment on behalf of the County. By means of a lease-purchase agreement, the County makes lease payments to the Corporation to retire the debt incurred. Lease payments represent rental value for the equipment and are sufficient to cover the principal and interest due on the bonds issued and administrative charges. The bonds have maturities of three, five, seven, and nine years, based on the useful life of the equipment being purchased. The equipment's useful life also determines the level of the lease payment made by the County to the Corporation.

The 1983 bond series was awarded on June 14, 1983. Proceeds from this bond sale totaled $28.8 million and financed over $25.0 million in equipment. The 1984 bond series of $68.0 million, was awarded on March 27, 1984 and will finance the purchase of over $56.0 million in equipment. The central budget unit was established to make the County's lease payments to the Corporation on behalf of all funds using the program. The departments are billed by the central budget unit for lease payments due on equipment LAC-CAL has purchased on their behalf.

The increased appropriation, in 1984-85, is based on the assumption that departments will be billed for 12 months of lease payments on equipment purchased in the 1983 bond sale, for six months on equipment purchased through the 1984 bond sale and for the estimated insurance premium for the combined bond issues. The budget does not include any additional appropriation for a 1985 bond sale, since only minimal lease payments will be required in 1984-85. The increase in the recommended Net County Cost reflects the policy to incorporate the savings realized from the financing of equipment through LAC-CAL, in departmental budgets.

MARINA ENTERPRISE FUND

	ACTUAL PRIOR YEAR 1982-83	ESTIMATED CURRENT YEAR 1983-84	ADJUSTED ALLOWANCE 1983-84	REQUESTED FISCAL YEAR 1984-85	RECOMMENDED FISCAL YEAR 1984-85	CHANGE FROM ADJ ALLOWANCE
REQUIREMENTS						
APPROPRIATIONS:						
OPERATING EXPENSE						
SVCS & SUPPS	$ 6,648,928	$ 7,243,618	$ 7,433,499	$ 8,377,400	$ 6,294,780	$ -1,138,719
TOT OP EXPENSE	$ 6,648,928	$ 7,243,618	$ 7,433,499	$ 8,377,400	$ 6,294,780	$ -1,138,719
NON-OPERATING EXPENSE						
TRANS TO MAR REP FD	1,660,000	1,868,000	1,868,000	1,870,000	1,870,000	2,000
TRANS TO GEN FUND	2,063,864	7,346,620	7,346,620	2,121,995	5,691,453	-1,655,167
TOT NON-OP EXPENSE	$ 3,723,864	$ 9,214,620	$ 9,214,620	$ 3,991,995	$ 7,561,453	$ -1,653,167
FIXED ASSETS						
FIXED ASSETS-EQUIP	$ 11,826	$ 86,065	$ 39,600	$ 39,000	$ 16,550	$ -23,050
IMPROVEMENT PROJECT	659,396	122,900	241,700	1,318,000	143,000	-98,700
TOT FIXED ASSETS	$ 671,222	$ 208,965	$ 281,300	$ 1,357,000	$ 159,550	$ -121,750
TOT APPROPRIATIONS	$ 11,044,014	$ 16,667,203	$ 16,929,419	$ 13,726,395	$ 14,015,783	$ -2,913,636
TOT REQUIREMENTS	$ 11,044,014	$ 16,667,203	$ 16,929,419	$ 13,726,395	$ 14,015,783	$ -2,913,636
AVAILABLE FUNDS						
SURPLUS	$ 925,032	$ 4,618,919	$ 4,618,919	$ 899,395	$ 1,074,998	$ -3,543,921
REVENUES:						
OPERATING REVENUE	$ 13,638,921	$ 12,451,000	$ 12,160,500	$ 12,627,000	$ 12,627,000	$ 466,500
NON-OP REVENUE	545,592	672,282	150,000	200,000	313,785	163,785
TOT REVENUE	$ 14,184,513	$ 13,123,282	$ 12,310,500	$ 12,827,000	$ 12,940,785	$ 630,285
TOT AVAILABLE FUNDS	$ 15,109,545	$ 17,742,201	$ 16,929,419	$ 13,726,395	$ 14,015,783	$ -2,913,636

MISSION

On July 3, 1981, the Board approved the creation of the Marina Enterprise Fund to replace the terminated Marina del Rey Bond Fund and Small Craft Harbor budget units. On May 11, 1982, the Board created the Department of Beaches and Harbors to consolidate the functions previously performed by the former Department of Beaches and that of the Marina Enterprise Fund. This fund is administered by the Department of Beaches and Harbors and fully funds activities and expenditures associated with the operation, maintenance and development of the Marina.

The 1983-84 year end estimated fund balance of $1,074,998 reflects an underexpenditure of $262,216 in operating expenses due to delayed reappraisal and arbitration of leases and deferral/cancellation of improvement projects; an overrealized nonoperating revenue of $522,282 from interest earnings; an overrealized operating revenue of $223,500 from rents, concessions and services; and an unanticipated one-time only State revenue of $67,000 for costs of park projects.

For 1984-85, the recommendations maintain the current level of service. The Transfer to the General Fund is reduced by $1.7 million. This results from a projected decrease in current year surplus of $3.5 million coupled with the transfer of the Harbor Patrol function to the Sheriff (an increase of $1.3 million). In addition, the recommendations reflect the non-reimbursement of the Sheriff's Marina Apprehension Surveillance Team (MAST).

RECOMMENDED CHANGES FROM
1983-84 ADJUSTED ALLOWANCE

Other Changes

	Total Requirements	Total Available Funds	Bud. Pos.
1	$ 356,332	$ --	--

Beaches and Harbors Charges: This reflects increased charges from the Department of Beaches and Harbors for Marina del Rey operations, including the cost of 1984-85 Salaries and Employee Benefits increases negotiated with employee bargaining units and full overhead as approved by the Auditor-Controller for beach safety and sanitation services.

2	$ (-101,865)	$ --	--

Services from Other County Departments: This net reduction primarily results from reduced services received from the Departments of Road, Mechanical, Parks and Recreation, and Regional Planning.

3	$ 204,000	$ --	--

Utilities: This cost increase reflects water rate increases.

4	$ 285,518	$ --	--

Miscellaneous Services and Supplies Adjustments: Major changes contained in this category are increased use of outside consultant, arbitration and appraisal services.

5	$ (-118,500)	$ --	--

Fixed Assets and Improvement Projects: This change reflects a reduction in Marina equipment requirements. Funding has been retained to meet basic needs as well as provide for the construction of a bus bay and rowing shell.

6	$ 2,000	$ --	--

Marina Replacement Fund: The annual contribution for the repair and replacement of Marina assets is basically unchanged this year due to stabilizing construction costs. The proposed third year transfer will bring the total Marina ACO Fund balance to approximately $7.0 million.

7	$ (-3,541,121)	$ (-2,913,636)	--

Available Fund Decreases and General Fund Transfers: The proposed contribution to the General Fund is significantly reduced from 1983-84, as the 1983-84 transfer amount was based in part on one time revenue from sale of property and disproportional carry-over from 1982-83.

8	$ --	$ --	--

Harbor Patrol Transfer: Includes the transfer of $1,287,954 from Services and Supplies and Fixed Assets to the General Fund to more accurately reflect the Board-approved transfer of the Harbor Patrol function from Beaches and Harbors to Sheriff.

9	$ --	$ --	--

Sheriff MAST Function: Reflects the deletion of reimbursement for the Sheriff's Marina Apprehension Surveillance Team. The cost of this program ($598,000) is being transferred to the General Fund.

Total	$ (-2,913,636)	$ (-2,913,636)	--

MARSHAL

FUNCTION: PUBLIC PROTECTION | FUND: GENERAL | ACTIVITY: POLICE PROTECTION

CLASSIFICATION	EXPENDITURES: ACTUAL PRIOR YEAR 1982-83	EXPENDITURES: ESTIMATED CURRENT YEAR 1983-84	APPROPRIATIONS: ADJUSTED ALLOWANCE 1983-84	APPROPRIATIONS: REQUESTED FISCAL YEAR 1984-85	APPROPRIATIONS: RECOMMENDED FISCAL YEAR 1984-85	APPROPRIATIONS: CHANGE FROM ADJ ALLOWANCE
SAL & EMP BEN	$ 27,802,564	$ 29,064,182	$ 26,422,980	$ 31,776,152	$ 30,541,971	$ 4,118,991
SVCS & SUPPS	949,971	1,170,744	1,451,761	1,925,035	1,621,507	169,746
FIXED ASSETS	22,318	7,565	7,565	228,703	22,782	15,217
GROSS APPROP	$ 28,774,853	$ 30,242,491	$ 27,882,306	$ 33,929,890	$ 32,186,260	$ 4,303,954
NET APPROP	$ 28,774,853	$ 30,242,491	$ 27,882,306	$ 33,929,890	$ 32,186,260	$ 4,303,954
REVENUE	3,718,885	3,562,731	3,851,306	3,812,139	3,851,306	
NET CO COST	$ 25,055,968	$ 26,679,760	$ 24,031,000	$ 30,117,751	$ 28,334,954	$ 4,303,954
BUDG POS	703.1		679.0	765.1	765.3	86.3

WORKLOAD

Indicator	1981-82	1982-83	1983-84 Estimated	1984-85 Projected
Legal Process Served	1,094,716	1,216,796	1,188,646	1,189,000

DEPARTMENTAL MISSION

The Marshal furnishes bailiff services to the Judges and Commissioners of the Municipal Courts and serves writs, warrants and other legal processes directed by the Municipal Courts or other competent authorities.

For the current fiscal year, the Marshal's operating budget is projected to have a deficit of $2.6 million by year end. This primarily results from overhiring approximately 70 Deputy Marshal and clerical positions as ordered by the Marshal-Municipal Court Judges Committee. Also projected is a $0.3 million underrealization of civil process revenue based on current trends.

For 1984-85, the Marshal's workload is expected to increase slightly. Revenue is projected to remain at the same level as in 1983-84. Funding has been provided for the additional Deputy Marshal and clerical positions that were hired in accordance with the order by the Marshal-Municipal Court Judges Committee. In addition, funding has been provided to finance negotiated Salaries and Employee Benefits increases.

RECOMMENDED CHANGES FROM 1983-84 ADJUSTED ALLOWANCE

Program Changes

	Appropriation	Revenue	Net County Cost	Bud. Pos.
1	$ 2,536,931	$ --	$ 2,536,931	86.3

Additional Positions: This reflects funding for 65.3 Deputy Marshal positions, 20 Deputy Clerk positions and 1 Sergeant position hired by the Marshal's Department in accordance with an order by the Marshal-Municipal Court Judges Committee.

Other Changes

	Appropriation	Revenue	Net County Cost	Bud. Pos.
1	$ 1,582,060	$ --	$ 1,582,060	--

Salaries and Employee Benefits Increases: This reflects the financing of 1984-85 Salaries and Employee Benefits increases, reclassifications, and Salaries and Employee Benefits adjustments based on current expenditure trends.

2	$ 129,787	$ --	$ 129,787	--

Professional and Specialized Services Increase: This reflects the increased cost of data processing services to fund a project definition study for an Automated Civil Case Tracking System. Also included is funding based on current expenditure trends.

3	$ 39,959	$ --	$ 39,959	--

Miscellaneous Adjustments: This reflects increased costs for communications and other Services and Supplies increases based on current expenditure trends and inflation.

4	$ 15,217	$ --	$ 15,217	--

Equipment Purchases: Reflects increased funding for purchase of replacement equipment for the Department.

5	$ --	$ (-220,439)	$ 220,439	--

Decrease in Civil Process Service Revenue: This reflects a decrease in Civil Process Revenues based on current trends.

6	$ --	$ 220,439	$ (-220,439)	--

Other Revenue Adjustments: This reflects an increase in State reimbursed Education Services revenues for peace officer training and a reduction in Other Revenues as a result of a one-time only transfer of unclaimed funds into the General Fund.

Total	$ 4,303,954	$ --	$ 4,303,954	86.3

MECHANICAL

FUNCTION: GENERAL | FUND: GENERAL | ACTIVITY: PROPERTY MANAGEMENT

CLASSIFICATION	EXPENDITURES: ACTUAL PRIOR YEAR 1982-83	EXPENDITURES: ESTIMATED CURRENT YEAR 1983-84	APPROPRIATIONS: ADJUSTED ALLOWANCE 1983-84	APPROPRIATIONS: REQUESTED FISCAL YEAR 1984-85	APPROPRIATIONS: RECOMMENDED FISCAL YEAR 1984-85	APPROPRIATIONS: CHANGE FROM ADJ ALLOWANCE
SAL & EMP BEN	$ 52,922,080	$ 55,505,585	$ 55,432,861	$ 64,722,760	$ 56,797,576	$ 1,364,715
SVCS & SUPPS	22,620,256	26,546,580	26,309,710	33,471,435	28,512,791	2,203,081
FIXED ASSETS	197,172	209,734	184,374	2,003,361	184,374	
GROSS APPROP	$ 75,739,508	$ 82,261,899	$ 81,926,945	$ 100,197,556	$ 85,494,741	$ 3,567,796
LESS INT TRF	37,945,282	39,891,202	36,677,638	39,698,165	39,698,165	3,020,527
NET APPROP	$ 37,794,226	$ 42,370,697	$ 45,249,307	$ 60,499,391	$ 45,796,576	$ 547,269
REVENUE	12,350,956	13,000,000	13,331,936	13,283,629	13,295,984	-35,952
NET CO COST	$ 25,443,270	$ 29,370,697	$ 31,917,371	$ 47,215,762	$ 32,500,592	$ 583,221
BUDG POS	1,524.2		1,490.2	1,666.7	1,458.5	-31.7

WORKLOAD

Indicator	1981-82	1982-83	1983-84 Estimated	1984-85 Projected
General Facilities Square Footage Maintained	21,363,341	22,255,126	22,255,126	22,255,126
Fleet Mileage	56,352,340	55,601,491	55,124,425	57,090,998
Number of Vehicles	5,700	5,700	5,564	5,564
Security Assignments	109	136	56	53
Security Contract Monitoring Assignments	--	11	91	94
Parking Lots Staffed	26	24	24	24
Parking Contract Monitoring Assignments	--	3	3	3
Business Machines	50,949	52,487	52,487	53,887
Power Plant	17	17	17	16

DEPARTMENTAL MISSION

The Mechanical Department maintains, repairs, and makes alterations on general government facilities; furnishes security services; makes preparations for dedications and ceremonies; repairs and maintains business machines, motor vehicles, and office furniture; operates power plants and public and employee parking lots; and manages the Utilities appropriation required for general government buildings.

The Department's performance in the current fiscal year indicates an estimated Net County Cost savings of $2,546,674 by year end as a result of increased requests for services by County departments. Expenditures include the recent Board-approved implementation of enhanced parking security measures at the County's parking facilities in the Los Angeles Civic Center area. The security measures include increased parking and security staffing and modifications to parking facilities. Contracting efforts initiated by the Department this year include contracting for security services, building craft maintenance of the new San Fernando courthouse, elevator and air conditioning maintenance at various County facilities, increased contracting for business machine maintenance, and increased sundry service contracts for automotive and building maintenance. Productivity improvements include reduced out of service percentage for the County fleet from 6% to 5.5%, decreased need to buy parts directly from vendors due to the warehouse operation being reorganized, and reduced power plant staffing resulting from efficiency efforts.

The 1984-85 recommendations reflect the impact of anticipated Salaries and Employee Benefits increases offset by increases in requested services from client departments. Also included are Revenue reductions resulting from underrealized parking revenue, adjusted overhead rates for 1984-85, reduced auto service requirements, and decreased charges for current services due to the closure of Long Beach General Hospital. The changes in funding requirements and service levels necessary to finance high priority programs and to absorb inflationary costs are described in the following:

RECOMMENDED CHANGES FROM
1983-84 ADJUSTED ALLOWANCE

Program Changes

	Appropriation	Revenue	Net County Cost	Bud. Pos.
1	$ --	$ --	$ --	(-17.5)

Contracting Building Craft Services: Reflects the elimination of positions used for building craft maintenance in County court facilities which were contracted out during 1983-84.

2	$ (-380,621)	$ --	$ (-380,621)	(-42.5)

Burns Security Contract: This savings reflects the impact of the total 1984-85 contract cost offset by the elimination of positions contracted during 1983-84.

3	$ (-324,172)	$ (-360,284)	$ 36,112	(-8.0)

Power Plant Reduction: This reflects the reduction of 5.0 positions due to the anticipated closure of the Long Beach General Hospital power plant facility and the elimination of 3.0 positions based on the existing Memorandum of Understanding with the union which provides a compensating bonus for increased productivity efforts as a result of decreased staffing requirements.

4	$ 50,809	$ --	$ 50,809	4.0

Partial Restoration of Parking Staff: This partially restores parking lot attendants deleted as part of the Department's 1982-83 curtailment at parking lots 17, 18, 20 and 21.

5	$ 230,232	$ 62,250	$ 167,982	12.5

Enhanced Civic Center Auto Park Security: This provides for increased parking security in the County's Los Angeles Civic Center parking lots as approved by the Board on March 20, 1984.

6	$ 70,268	$ 12,355	$ 57,913	5.0

Mechanical's Outlying Parking Lot Security Enhancement: This provides for increased parking security in the County's outlying parking facilities that are operated by the Mechanical Department.

7	$ 75,677	$ --	$ 75,677	0.5

Automated Fuel System Maintenance: This provides the staff, material and supplies necessary to maintain the Department's Automated Fuel System.

Other Changes

1	$ 2,974,642	$ --	$ 2,974,642	--

Salaries and Employee Benefits Adjustments: This reflects the cost of 1984-85 Salaries and Employee Benefits increases negotiated with employee bargaining units, effective September 1, 1984. No increases were allowed in 1983-84 and the first two months of 1984-85. Financing this additional expense within available dollars will require increases in contracting out and productivity improvements.

2	$ 1,444,873	$ 1,444,873	$ --	--

Road, Airports, and Public Library Transfers: This reflects the transfer of charges for services rendered to these departments to Revenue from Intrafund Transfers.

	Appropriation	Revenue	Net County Cost	Bud. Pos.
3	$ --	$(-1,195,146)	$ 1,195,146	--

Revenue Reductions: This reflects revenue reductions associated with Board-ordered decrease in parking fees, reduction in the Department's Group III overhead rates for 1984-85, reduced auto service requirements, and reduced charges for services rendered due to the closure of Long Beach General Hospital.

4	$ (-4,465,400)	$ --	$(-4,465,400)	--

Increased Intrafund Transfers: This reflects service charges for client departments' increased requests for Mechanical services.

5	$ 592,115	$ --	$ 592,115	--

Services Received Increases: This reflects increased costs associated with communication services, data processing services, increased auto service requirements, contract services, and financial reporting services.

6	$ 62,840	$ --	$ 62,840	5.3

Personnel, Fiscal and Management Services Realignment: This reflects the realignment and funding of the Personnel, Fiscal and Management Services units. The restructuring of these units will assist the Department's efforts to reduce their clerical workload, increase their ability to monitor and control expenditures and encumbrances, ensure the accuracy of accounting reports, and decrease the time required to process vendor invoices for payment of services rendered.

7	$ 137,982	$ --	$ 137,982	4.0

Restore Security Supervisor II's: This reflects the restoration of Security Supervisors to allow the continued manning of the County's Emergency Response Facility on a 24 hour basis.

8	$ 78,024	$ --	$ 78,024	3.0

Materials Management Reorganization: This reflects the reorganization and funding of the Materials Management Division. The reorganization of the division will increase the accountability on the delivery of materials, assist in meeting the Board's 30 day invoice payment schedule, provide greater access of warehouse supplies to departmental field operations, and improve the controls over the issuances of building craft tools.

9	$ --	$ --	$ --	--

Early Separation Plan: This reflects net savings from Board-approved early separation of one management position. Pending further Board determination, savings were reserved to fund management incentives.

10	$ --	$ --	$ --	2.0

Music Center Parking Contract Monitoring: Reflects the inclusion of contract monitors for the Music Center Parking Contract.

Total	$ 547,269	$ (-35,952)	$ 583,221	(-31.7)

UTILITIES

FUNCTION: GENERAL | FUND: GENERAL | ACTIVITY: PROPERTY MANAGEMENT

CLASSIFICATION	EXPENDITURES: ACTUAL PRIOR YEAR 1982-83	EXPENDITURES: ESTIMATED CURRENT YEAR 1983-84	APPROPRIATIONS: ADJUSTED ALLOWANCE 1983-84	APPROPRIATIONS: REQUESTED FISCAL YEAR 1984-85	APPROPRIATIONS: RECOMMENDED FISCAL YEAR 1984-85	APPROPRIATIONS: CHANGE FROM ADJ ALLOWANCE
SVCS & SUPPS	$ 58,127,172	$ 63,220,659	$ 63,220,659	$ 70,484,689	$ 68,349,225	$ 5,128,566
LESS EXP DIST	23,080,370	24,767,211	24,767,211	27,232,350	26,247,669	1,480,458
TOTAL S&S	35,046,802	38,453,448	38,453,448	43,252,339	42,101,556	3,648,108
FIXED ASSETS	539,129	953,560	953,560	200,000	200,000	-753,560
GROSS APPROP	$ 35,585,931	$ 39,407,008	$ 39,407,008	$ 43,452,339	$ 42,301,556	$ 2,894,548
NET APPROP	$ 35,585,931	$ 39,407,008	$ 39,407,008	$ 43,452,339	$ 42,301,556	$ 2,894,548
REVENUE	333,657	354,615	354,615	380,115	360,460	5,845
NET CO COST	$ 35,252,274	$ 39,052,393	$ 39,052,393	$ 43,072,224	$ 41,941,096	$ 2,888,703

MISSION

The Mechanical Department administers and pays utility bills for electricity, natural gas, water, and miscellaneous contracts for rubbish and industrial waste for General Fund County facilities and utility charges for Special Districts. This appropriation also provides funds for the Department's energy conservation, energy management, and Building Environmental Automation System (BEAS) programs. These programs are designed to monitor, control, and manage electricity, natural gas, and water consumption in County occupied facilities, to minimize the impact of utility costs through conservation efforts.

The utilities expenditures in the current fiscal year indicates that electrical consumption is increasing in 1983-84. This is primarily due to the reactivation of existing County jail facilities, addition of new facilities, and changes in County department's programs. In addition, it was necessary to replace defective equipment in the County Courthouse and the Hall of Administration. These additional costs were offset by savings generated by the Mechanical Department's conservation programs and the daytime cleaning programs.

The recommended 1984-85 increase of 7.4% reflects anticipated increases in utility rates and energy consumption. Also included are funds required for standby and emergency fuel oil purchases used at various County hospital facilities.

RECOMMENDED CHANGES FROM 1983-84 ADJUSTED ALLOWANCE

Other Changes

	Appropriation	Revenue	Net County Cost	Bud. Pos.
1	$ 3,063,048	$ 80,005	$ 2,983,043	--

Utility Rate Increases: This represents financing of 1984-85 anticipated and 1983-84 approved rate increases for electricity, water, and natural gas. These added costs are partially offset by the billing of increased utility costs to subvented departments, Special Fund departments, or other governmental agencies occupying portions of County buildings.

	Appropriation	Revenue	Net County Cost	Bud. Pos.
2	$ 302,666	$ --	$ 302,666	--

Increased Utility Consumption: This reflects currently known new facility additions and departmental program changes which will affect energy consumption for 1984-85.

3	$ 95,859	$ --	$ 95,859	--

Standby and Emergency Fuel: This reflects the increased need for standby and emergency fuel oil at the LAC/USC Medical Center, Harbor/UCLA Medical Center, and the Central Heating Plants based on current year experience.

4	$ 186,535	$ --	$ 186,535	--

Utilities Administration: This reflects the actual administrative cost required to operate the Utilities, BEAS, and Energy Management Units.

5	$ (-753,560)	$ --	$ (-753,560)	--

BEAS Fixed Assets: This reflects the funding requirements necessary to complete the final four facilities in the Building Environmental Automation System Program.

6	$ --	$ (-74,160)	$ 74,160	--

Water Rights and Utility Refund: This reflects anticipated underrealization of revenue from the sale of water rights and refunds from utilities and other companies for credits and overpayment of utility charges.

Total	$ 2,894,548	$ 5,845	$ 2,888,703	--

MEDICAL EXAMINER-CORONER

FUNCTION: PUBLIC PROTECTION | FUND: GENERAL | ACTIVITY: OTHER PROTECTION

CLASSIFICATION	EXPENDITURES: ACTUAL PRIOR YEAR 1982-83	EXPENDITURES: ESTIMATED CURRENT YEAR 1983-84	APPROPRIATIONS: ADJUSTED ALLOWANCE 1983-84	APPROPRIATIONS: REQUESTED FISCAL YEAR 1984-85	APPROPRIATIONS: RECOMMENDED FISCAL YEAR 1984-85	CHANGE FROM ADJ ALLOWANCE
SAL & EMP BEN	$ 4,950,747	$ 5,405,189	$ 5,310,913	$ 6,634,363	$ 5,760,356	$ 449,443
SVCS & SUPPS	892,363	977,610	877,610	1,601,939	1,311,427	433,817
FIXED ASSETS	67,179	23,930	23,930	377,080	23,980	50
GROSS APPROP	$ 5,910,289	$ 6,406,729	$ 6,212,453	$ 8,613,382	$ 7,095,763	$ 883,310
NET APPROP	$ 5,910,289	$ 6,406,729	$ 6,212,453	$ 8,613,382	$ 7,095,763	$ 883,310
REVENUE	191,776	139,968	169,968	267,463	351,000	181,032
NET CO COST	$ 5,718,513	$ 6,266,761	$ 6,042,485	$ 8,345,919	$ 6,744,763	$ 702,278
BUDG POS	156.9		151.4	171.4	155.9	4.5

WORKLOAD

Indicator	1981-82	1982-83	1983-84 Estimated	1984-85 Projected
Cases Reported	16,629	16,652	16,907	17,095
Cases Verified	13,019	12,979	12,975	13,118
Autopsies Performed	8,748	8,404	8,648	8,740
Embalmments	1,357	1,002	988	998

DEPARTMENTAL MISSION

The Chief Medical Examiner-Coroner is responsible for the investigation and determination of the cause and mode of all sudden, violent or unusual deaths in the County. The Department is an integral part of the justice system in Los Angeles County. Services provided include: nonmedical investigations, including field investigations; preservation of evidence, holding of inquest hearings and embalmings; medical investigations consisting of post-mortem examinations and forensic laboratory studies and tests; and toxicological investigations to determine the presence or absence of poisons, drugs, or other chemicals.

The Department's performance in the current fiscal year indicates that the Department will incur a Net County Cost deficit of $224,276. The deficit results primarily from higher autopsy demands than anticipated, higher required efforts in investigative and administrative functions related to recommended audit goals, and pathology services provided by Health Services. In addition, revenue will be underrealized based on an overestimate of public demand for documents.

For 1984-85, the workload of the Medical Examiner-Coroner is expected to increase slightly over the 1983-84 experience. The budget recommendations provide for current year service levels, some provision to meet anticipated Services and Supplies increase due to workload, and provide for the cost of 1984-85 Salaries and Employee Benefits increases negotiated with employee bargaining units. Recommendations also provide funding for the implementation of a transportation fee revenue program, anticipated to be approved in 1983-84. In addition, the budget establishes a physician residency program by the addition of 2.5 temporary physician positions in lieu of one permanent physician, at an overall cost savings. The changes in funding requirements and service programs necessary to address current year services are described in the following:

RECOMMENDED CHANGES FROM
1983-84 ADJUSTED ALLOWANCE

Program Changes

	Appropriation	Revenue	Net County Cost	Bud. Pos.
1	$ 59,339	$ 198,000	$ (-138,661)	3.0

Revenue Transportation Program: This reflects the implementation of a Revenue Transportation Program based on SB 84, which authorizes the Medical Examiner-Coroner to charge a fee for transportation and storage of a deceased body.

2	$ (-11,471)	$ --	$ (-11,471)	1.5

Physician Residency Program: This reflects the formal establishment of a physician residency program through the addition of 2.5 Physicians, Post Graduate/5th Year temporary positions financed by the deletion of a Physician Specialist, M.D. position.

3	$ 9,000	$ --	$ 9,000	--

Service Floor Contracting: Reflects funding to provide for vital special circumstance cleaning in the Department's service floor.

4	$ 20,000	$ --	$ 20,000	--

Student Professional Worker Support: This reflects the provision of 3,676 hours for Student Professional Workers who will be utilized as support staffing to meet increased clerical and technical workload associated with toxicological, lab, and recordkeeping functions.

Other Changes

1	$ 393,857	$ --	$ 393,857	--

Salaries and Employee Benefits Adjustments: This reflects the cost of 1984-85 Salaries and Employee Benefits increases negotiated with employee bargaining units, effective September 1, 1984. In addition, this reflects an adjustment to appropriately reflect operational requirements based on several years experience.

2	$ 42,000	$ --	$ 42,000	--

Contracting Requirements: This reflects additional financing of departmental contracting efforts primarily for medical transcription services.

3	$ 128,000	$ --	$ 128,000	--

Audit Recommendations: This reflects the cost to provide certain audit recommendations relating to health and safety hazards and to improve the handling of inquiries from the public.

4	$ 242,585	$ --	$ 242,585	--

Services and Supplies and Fixed Assets Requirements: This represents requirements based on experience and the necessity to maintain critical audit recommended departmental service levels. In addition, $100,000 has been added to fund pathology services received from Health Services.

5	$ --	$ (-16,968)	$ 16,968	--

Miscellaneous Revenue Adjustment: This reflects anticipated revenue in 1984-85 for documents to the public, based on experience.

Total	$ 883,310	$ 181,032	$ 702,278	4.5

FUNCTION: HEALTH & SANITATION | FUND: GENERAL | ACTIVITY: HEALTH

CLASSIFICATION	EXPENDITURES: ACTUAL PRIOR YEAR 1982-83	EXPENDITURES: ESTIMATED CURRENT YEAR 1983-84	APPROPRIATIONS: ADJUSTED ALLOWANCE 1983-84	APPROPRIATIONS: REQUESTED FISCAL YEAR 1984-85	APPROPRIATIONS: RECOMMENDED FISCAL YEAR 1984-85	APPROPRIATIONS: CHANGE FROM ADJ ALLOWANCE
SAL & EMP BEN	$ 45,529,745	$ 43,154,891	$ 45,379,180	$ 49,745,498	$ 47,945,253	$ 2,566,073
SVCS & SUPPS	87,818,673	89,210,085	111,052,351	128,788,560	126,395,236	15,342,885
OTH CHAR/USES	15,556,783	10,197,898	10,197,898	10,806,898	10,731,898	534,000
FIXED ASSETS	66,773	33,570	33,570	33,570	33,570	
GROSS APPROP	$ 148,971,974	$ 142,596,444	$ 166,662,999	$ 189,374,526	$ 185,105,957	$ 18,442,958
LESS INT TRF	51,978	6,264,082	6,264,082	6,425,733	6,430,293	166,211
NET APPROP	$ 148,919,996	$ 136,332,362	$ 160,398,917	$ 182,948,793	$ 178,675,664	$ 18,276,747
REVENUE	115,353,259	116,772,065	140,838,620	157,847,624	156,888,256	16,049,636
NET CO COST	$ 33,566,737	$ 19,560,297	$ 19,560,297	$ 25,101,169	$ 21,787,408	$ 2,227,111
BUDG POS	1,402.2		1,363.1	1,442.1	1,440.1	77.0

WORKLOAD

Indicator	1981-82	1982-83	1983-84 Estimated	1984-85 Projected
Community Program Consultation Education and Information Hours	104,430	156,561	136,342	143,208
Continuing Care Services	--	92,812	65,004	109,710
Inpatient Days	256,251	289,821	279,980	354,208
Outpatient Visits	763,183	686,874	683,739	803,124
Psychiatric Emergency Team Visits	52,842	73,544	70,806	76,679
Partial Day Care Visits	219,937	242,399	250,603	368,194

DEPARTMENTAL MISSION

The Department of Mental Health was established as a separate department in 1978 and provides care and treatment of mentally disordered individuals of Los Angeles County in accordance with Section 5600-5769 of the Welfare and Institutions Code. The Department coordinates, through the community planning process, the patient services directed toward the mentally disabled population of the County. Specifically, the mission of the Department is to operate a comprehensive and coordinated single system of care for the mentally ill and to provide a full range of mental health services in each of the Department's five regions. These services are available and accessible to all the residents of the County, at multiple locations. Primary services include inpatient hospitalization, aftercare services, and partial day and outpatient treatment. Direct treatment services are provided through County-operated mental health clinics and hospitals, State hospitals, and private contract providers.

The Department's estimated/actual reflects a Net County Cost expenditure at the budgeted level. This projected expenditure level assumes that the Department will not implement the Medi-Cal Fee-for-Service Consolidation project. Due to State delays in obtaining a necessary Federal waiver, this project is not anticipated to start during 1983-84.

For 1984-85, the workload is expected to increase over the current year experience. This increase is primarily attributable to the Medi-Cal Fee-for-Service Consolidation project based on full year funding from the State. The projection also provides for 82,080 units of service for Mental Health's six month operation of the Office of Mental Health Social Services (OMHSS), as proposed in the Governor's 1984-85 Budget. The projection, however, does not provide for the increased workload resulting from anticipated augmentation funds for expanded programs in the Governor's 1984-85 Budget.

RECOMMENDED CHANGES FROM
1983-84 ADJUSTED ALLOWANCE

Program Changes

	Appropriation	Revenue	Net County Cost	Bud. Pos.
1	$ 3,093,101	$ 3,093,101	$ --	85.2

OMHSS Transfer: This reflects the Governor's proposed mid-year transfer of the State's Office of Mental Health Social Services programs to the County. This includes the positions and appropriation required and the projected State allocation and existing County match requirement.

2	$ 14,485,397	$ 12,956,535	$ 1,528,862	(-3.0)

Governor's Augmentation Funds and Adjustments: This increase reflects the Governor's 1984-85 Budget recommendations for augmentation funds, and 2% Cost-of-Living Adjustment (COLA) for the existing Short-Doyle allocation. These recommendations also include the Salaries and Employee Benefits increases negotiated with employee bargaining units. These increases are partially offset by the deletion of the Behavioral Science Observation Unit and reductions in Salaries and Employee Benefits and Services and Supplies necessary to reflect the recommended budget. Specifically, the Governor's augmentation funds would provide for $8,810,975 for expanded services for the mentally ill.

Other Changes

1	$ --	$ --	$ --	(-9.2)

Training Reduction: This reflects the elimination of budgeted positions associated with the 1983-84 reduction in appropriation for training services provided by the Department of Mental Health.

2	$ --	$ --	$ --	6.0

Fiscal, Program Services and Children Services: This reflects funding of 2.0 positions for the Fiscal Services Division, and the realignment of Program Services Bureau and the Children and Youth Bureau. The restructuring of these units will assist the Department's efforts to reduce their increased workload resulting from administration of the ambulance overflow agreements, inpatient care, and juvenile services. This increased staffing is offset by a reduction in Services and Supplies.

3	$ 864,460	$ --	$ 864,460	--

State Hospitals Adjustment: This reflects increased appropriation for Cost-of-Living Adjustments necessary to pay for patient care at State hospitals. Specifically, this provides for the 16% COLA from the State (6% in 1983-84 and 10% proposed for 1984-85).

4	$ (-166,211)	$ --	$ (-166,211)	--

Intrafund Transfer Adjustment: This reflects services to be provided to Health Services for ambulance overflow contract services and the actual expenditures necessary to provide services for the Medically Indigent Adult Program (MIA) based on the funding level provided in the Governor's 1984-85 Budget. These charges are partially offset by reduced Outside Medical Relief (OMR) pharmacy services to be provided to the Department of Health Services - Public Health.

5	$ --	$ --	$ --	(-2.0)

Early Separation Program: Reflects the Board-approved early separation of four management positions. Pending further Board determination, savings have been reserved to fund management incentives and the costs of the program.

Total	$ 18,276,747	$ 16,049,636	$ 2,227,111	77.0

FUNCTION
PUBLIC ASSISTANCE

FUND
GENERAL

ACTIVITY
VETERANS' SERVICES

CLASSIFICATION	EXPENDITURES ACTUAL PRIOR YEAR 1982-83	EXPENDITURES ESTIMATED CURRENT YEAR 1983-84	APPROPRIATIONS ADJUSTED ALLOWANCE 1983-84	APPROPRIATIONS REQUESTED FISCAL YEAR 1984-85	APPROPRIATIONS RECOMMENDED FISCAL YEAR 1984-85	APPROPRIATIONS CHANGE FROM ADJ ALLOWANCE
SAL & EMP BEN	$ 543,800	$ 545,543	$ 534,599	$ 534,599	$ 550,830	$ 16,231
SVCS & SUPPS	37,225	46,418	46,418	46,418	41,047	-5,371
OTH CHAR/USES	11,750	5,000	5,000	5,000	5,000	
FIXED ASSETS	11,111			23,759		
GROSS APPROP	$ 603,886	$ 596,961	$ 586,017	$ 609,776	$ 596,877	$ 10,860
LESS INT TRF		851				
NET APPROP	$ 603,886	$ 596,110	$ 586,017	$ 609,776	$ 596,877	$ 10,860
REVENUE	82,848	84,552	110,034	86,496	86,496	-23,538
NET CO COST	$ 521,038	$ 511,558	$ 475,983	$ 523,280	$ 510,381	$ 34,398
BUDG POS	19.0		18.1	17.1	15.1	-3.0

WORKLOAD

Indicator	1981-82	1982-83	1983-84 Estimated	1984-85 Projected
Building Operations -Bookings	3,498	3,843	3,824	3,800
Veterans Services Division -Contacts	71,604	75,103	74,559	80,089

DEPARTMENTAL MISSION

The Department of Military and Veterans Affairs assists veterans and their dependents in pursuing claims and privileges arising from military service to which they are entitled under Federal and State laws. The Department also operates Patriotic Hall for the use of veterans organizations, patriotic societies, employee organizations, and other groups.

The Department's performance in the current fiscal year indicates that the Department will overexpend by $35,575 because of retirement payoffs and a decrease in Rents and Concessions Revenue.

For 1984-85, the workload of the Department is expected to increase slightly in the area of Veterans Services contacts; building bookings and operations are anticipated to remain at the same level. The budget recommendations include an increase in Salaries and Employee Benefits to finance the negotiated increases for fiscal year 1984-85 partially offset by a decrease in Services and Supplies. Also included is a reduction of two management positions due to the Early Separation Plan and the elimination of one vacant position in the Veteran's Claims Section. Revenue has been decreased to more accurately reflect the amount expected to be realized. The changes in funding requirements and service levels necessary to finance programs and to absorb inflationary costs are described in the following:

RECOMMENDED CHANGES FROM
1983-84 ADJUSTED ALLOWANCE

Program Changes

	Appropriation	Revenue	Net County Cost	Bud. Pos.
1	$ (-25,135)	$ --	$ (-25,135)	(-1.0)

Elimination of Supervisor, Veterans Claims: Savings will be realized as the Department is eliminating one vacant Supervisor, Veterans Claims position. This decrease will enable the Department to partially finance negotiated increases in Salaries and Employee Benefits.

Other Changes

1	$ 41,366	$ --	$ 41,366	--

Salary and Employee Benefits Adjustments: This reflects the cost of 1984-85 Salaries and Employee Benefits increases negotiated with employee bargaining units, effective September 1, 1984. No increases were allowed in 1983-84 and the first two months of 1984-85.

2	$ --	$ --	$ --	(-2.0)

Early Separation Plan: Reflects savings from the Board-approved early separation of two management positions. Pending further Board determination, savings were reserved to fund management incentives and provide for program expansion.

3	$ (-5,371)	$ --	$ (-5,371)	--

Services and Supplies Adjustments: Reflects reduced maintenance expense and miscellaneous adjustments.

4	$ --	$ (-23,538)	$ 23,538	--

Revenue Decreases: This reflects a decrease in revenue received from Rents and Concessions and other charges.

Total	$ 10,860	$ (-23,538)	$ 34,398	(-3.0)

MOTOR VEHICLES

FUNCTION GENERAL | FUND GENERAL | ACTIVITY OTHER GENERAL

CLASSIFICATION	EXPENDITURES: ACTUAL PRIOR YEAR 1982-83	EXPENDITURES: ESTIMATED CURRENT YEAR 1983-84	APPROPRIATIONS: ADJUSTED ALLOWANCE 1983-84	APPROPRIATIONS: REQUESTED FISCAL YEAR 1984-85	APPROPRIATIONS: RECOMMENDED FISCAL YEAR 1984-85	CHANGE FROM ADJ ALLOWANCE
SVCS & SUPPS	$	$ 1,227,224	$ 997,055	$	$ 2,675,382	$ 1,678,327
FIXED ASSETS	3,922,689	919,351	2,949,529	20,000,000	4,724,618	1,775,089
GROSS APPROP	$ 3,922,689	$ 2,146,575	$ 3,946,584	$ 20,000,000	$ 7,400,000	$ 3,453,416
NET APPROP	$ 3,922,689	$ 2,146,575	$ 3,946,584	$ 20,000,000	$ 7,400,000	$ 3,453,416
NET CO COST	$ 3,922,689	$ 2,146,575	$ 3,946,584	$ 20,000,000	$ 7,400,000	$ 3,453,416

MISSION

The Motor Vehicle budget provides funds to acquire replacement vehicles of all types for the General Fund departments. In 1983 and 1984, the newly created Los Angeles County Capital Asset Leasing Corporation (LAC-CAL) was utilized to finance a large portion of the 1982-83 and 1983-84 vehicle acquisitions.

The 1984-85 recommendations contain funding for the continuation of LAC-CAL payments incurred in prior years. However, in light of the limited resources available for the replacement of the many high-mileage and overage vehicles in the County fleet, the 1984-85 Motor Vehicle appropriation is only able to provide for replacement of Sheriff Interceptors and sedans, and certain other emergency services departments' needs. Recommendations provide for only a small portion of the vehicle replacement needs for the remainder of all other County departments.

The 1984-85 recommendations are significantly below the funding level necessary for an adequate replacement program. The Mechanical Department estimates that an additional $12.6 million would be required to replace all the vehicles now meeting or exceeding the current replacement criteria, and this problem is compounded by the rapidly escalating cost for new vehicles. Pursuant to the Board Order of April 3, 1984, the Mechanical Department and the Chief Administrative Office will be reporting on the feasibility of a vehicle rebuilding program as one alternative method of meeting the County's needs.

RECOMMENDED CHANGES FROM 1983-84 ADJUSTED ALLOWANCE

Other Changes

	Appropriation	Revenue	Net County Cost	Bud. Pos.
1	$ 222,541	$ --	$ 222,541	--

Financing Vehicles Purchased Through LAC-CAL in 1982-83: Reflects increase in lease costs for 248 vehicles, with a purchase value of $2,969,350, acquired in 1982-83 through LAC-CAL.

2	$ 1,455,786	$ --	$ 1,455,786	--

Financing Vehicles Purchased Through LAC-CAL in 1983-84: Reflects increase in lease costs for 560 vehicles, with a purchase value of $5,989,974, acquired in 1983-84 through LAC-CAL.

Motor Vehicles (contd)

	Appropriation	Revenue	Net County Cost	Bud. Pos.
3	$ 1,775,089	$ --	$ 1,775,089	--
	Financing 1984-85 Vehicle Acquisitions: Represents an increase in the cash financing of new vehicle acquisitions offset by a $469,351 decrease in outfitting costs.			
Total	$ 3,453,416	$ --	$ 3,453,416	--

MUNICIPAL & JUSTICE COURTS SUMMARY

	ACTUAL PRIOR YEAR 1982-83	ESTIMATED CURRENT YEAR 1983-84	ADJUSTED ALLOWANCE 1983-84	REQUESTED FISCAL YEAR 1984-85	RECOMMENDED FISCAL YEAR 1984-85	CHANGE FROM ADJ ALLOWANCE
SAL & EMP BEN	$ 47,228,247	$ 49,663,934	$ 47,518,362	$ 55,831,330	$ 55,169,521	$ 7,651,159
SVCS & SUPPS	24,715,070	28,478,824	26,666,926	32,105,764	30,252,839	3,585,913
FIXED ASSETS	95,199	109,799	83,919	785,138	335,684	251,765
GROSS APPROP	$ 72,038,516	$ 78,252,557	$ 74,269,207	$ 88,722,232	$ 85,758,044	$ 11,488,837
LESS INT TRF	150,144	293,936	293,936	667,936	444,407	150,471
NET APPROP	$ 71,888,372	$ 77,958,621	$ 73,975,271	$ 88,054,296	$ 85,313,637	$ 11,338,366
REVENUE	33,781,218	38,312,129	37,729,625	41,697,790	43,503,318	5,773,693
NET CO COST	$ 38,107,154	$ 39,646,492	$ 36,245,646	$ 46,356,506	$ 41,810,319	$ 5,564,673
BUDG POS	1,538.0		1,600.8	1,720.0	1,660.8	60.0

WORKLOAD

Indicator	1981-82	1982-83	1983-84 Estimated	1984-85 Projected
Municipal Courts - Weighted Caseload Units	6,272,556	6,159,360	6,250,956	6,424,081
Justice Court - Weighted Caseload Units	2,414	2,373	3,154	3,196

DEPARTMENTAL MISSION

There are 24 Municipal Courts and one Justice Court in the Municipal and Justice Court System. These courts have jurisdiction in civil cases up to $15,000, in small claims actions up to $1,500, in misdemeanors, and in felony preliminary hearings. In addition to the operating budgets of the Municipal Courts, the Municipal and Justice Courts Mandatory Expense budget is included in this budget summary. The Mandatory Expense budget provides funds for court appointed private counsel, court reporters and transcribers, interpreters, expert witnesses, and other expenses for indigent defense deemed necessary and appropriate by the Municipal and Justice Court judges.

During the current fiscal year, the Municipal and Justice Courts will incur a Net County Cost deficit of $3.4 million. A Salaries and Employee Benefits overexpenditure of $2.2 million results from the overhiring of clerical positions in several courts and from a State mandated salary increase for judges and commissioners that became effective January 1, 1984. A Services and Supplies overexpenditure of $1.8 million is projected, primarily in Mandatory Expense budget costs for court appointed attorneys and expert witness fees. These overexpenditures are partially offset by an overrealization of $0.6 million in Revenue.

For 1984-85, the workload of the Municipal and Justice Courts is expected to increase slightly. Revenue is expected to increase by $5.8 million, as a result of revenue improvement efforts by several courts, particularly the Los Angeles Municipal Court. The budget recommendations include the cost of 1984-85 Salaries and Employee Benefits increases, funding for 60.0 additional positions based on workload, and financing for State mandated judicial salary increases effective January 1, 1984. An increase in the Mandatory Court Expense is recommended based on current trends. This increase is partially offset by a $1.6 million reduction to finance the Public Defender's 1983-84 budget curtailment and reduce unavailability costs.

RECOMMENDED CHANGES FROM
1983-84 ADJUSTED ALLOWANCE

Program Changes

	Appropriation	Revenue	Net County Cost	Bud. Pos.
1	$ 320,695	$ 226,000	$ 94,695	6.0

Additional Judicial Officers and Support Staff: This reflects addition of 1 judge and 1 Deputy Clerk IV in each of three Municipal Courts -- Antelope, Downey, and Long Beach -- based on workload and statutory authorization.

2	$ 1,074,365	$ 256,306	$ 818,059	51.8

Other Workload Positions: This reflects additional positions, based on analysis of court workload.

3	$ 123,323	$ --	$ 123,323	2.2

Hollywood Court: This reflects addition of partial year funding to staff the Hollywood Courthouse, scheduled for completion by the end of 1984-85. Services and Supplies and Fixed Assets required for the new facility are also included.

Other Changes

1	$ 3,164,452	$ --	$ 3,164,452	--

Salaries and Employee Benefits Increases: This reflects the cost of 1984-85 Salaries and Employee Benefits increases negotiated with employee bargaining units effective September 1, 1984.

2	$ 729,837	$ --	$ 729,837	--

State Mandated Judicial Salary Increases: This reflects financing of judicial salary increases effective January 1, 1984.

3	$ 1,471,948	$ --	$ 1,471,948	--

Funding of Overhired Positions: This reflects funding of overhired positions to prevent overexpenditure during 1984-85. These positions are not recognized in the recommended budgeted positions based on the established workload standard.

4	$ 766,539	$ --	$ 766,539	--

Other Salaries and Employee Benefits Adjustments: This reflects increased costs of position reclassifications, increased funding for overtime and bonuses, and other adjustments based on current expenditure trends.

5	$ 1,677,195	$ --	$ 1,677,195	--

Mandatory Court Expense Increases: This reflects increases in funding for Municipal and Justice Courts Mandatory Expense based on current expenditure trends. A decrease of $1.6 million in funding for court appointed attorneys resulting from Public Defender unavailability is offset by an increase of the same amount in the Public Defender's budget. Additionally, funding is provided in the Mandatory Expense budget for other court appointed attorney costs, jury and witness expense, expert witness fees, and other mandatory expenses.

6	$ 295,268	$ --	$ 295,268	--

Increased Facility Maintenance: This reflects increased funding of $480,570 for facility maintenance such as painting, carpeting, and other repairs in various courts, partially offset by increased charges of $185,302 to the Criminal Justice Facility Temporary Construction Fund.

7	$ 888,580	$ --	$ 888,580	--

Increased Data Processing: This reflects continuation and expansion of automation within the Municipal and Justice Court System.

	Appropriation	Revenue	Net County Cost	Bud. Pos.
8	$ 826,164	$ --	$ 826,164	--

Other Adjustments: This reflects other Services and Supplies, Fixed Assets, and Intrafund Transfer adjustments required to maintain the efficient operation of the courts.

9	$ --	$ 5,291,387	$(-5,291,387)	--

Revenue Increases: This reflects projected revenue increases in several courts, particularly the Los Angeles Municipal Court, in Vehicle Code Fines, Other Court Fines, and Court Fees and Costs.

Total	$ 11,338,366	$ 5,773,693	$ 5,564,673	60.0

MUSEUM OF ART

FUNCTION: RECREATION & CULTURAL SERVICES
FUND: GENERAL
ACTIVITY: CULTURAL SERVICES

CLASSIFICATION	EXPENDITURES: ACTUAL PRIOR YEAR 1982-83	EXPENDITURES: ESTIMATED CURRENT YEAR 1983-84	APPROPRIATIONS: ADJUSTED ALLOWANCE 1983-84	APPROPRIATIONS: REQUESTED FISCAL YEAR 1984-85	APPROPRIATIONS: RECOMMENDED FISCAL YEAR 1984-85	CHANGE FROM ADJ ALLOWANCE
SAL & EMP BEN	$ 3,615,149	$ 3,708,766	$ 3,898,284	$ 4,089,050	$ 4,089,050	$ 190,766
SVCS & SUPPS	2,292,454	2,048,247	2,048,247	5,413,442	1,881,568	-166,679
FIXED ASSETS	590,455	101,620	451,620	101,620	101,620	-350,000
GROSS APPROP	$ 6,498,058	$ 5,858,633	$ 6,398,151	$ 9,604,112	$ 6,072,238	$ -325,913
NET APPROP	$ 6,498,058	$ 5,858,633	$ 6,398,151	$ 9,604,112	$ 6,072,238	$ -325,913
REVENUE	1,054,908	275,900	966,413	340,500	340,500	-625,913
NET CO COST	$ 5,443,150	$ 5,582,733	$ 5,431,738	$ 9,263,612	$ 5,731,738	$ 300,000
BUDG POS	132.0		129.0	129.0	129.0	

WORKLOAD

Indicator	1981-82	1982-83	1983-84 Estimated	1984-85 Projected
Attendance	373,768	415,021	480,616	500,000

DEPARTMENTAL MISSION

The Museum of Art is obligated by agreements entered into by the Board of Supervisors with the Museum Associates to maintain, conserve, and display the permanent art collections, provide for special installations and exhibitions, and provide an education program to increase the public's awareness of fine arts.

The Department's performance in the current fiscal year indicates a Net County Cost overexpenditure of $150,995 as a result of underrealization of admission fee revenue. Under a Board-approved agreement, Museum Associates was authorized to produce The Shogun Age exhibit and to retain admission fee revenue generated by this show. Salaries and Employee Benefits savings are projected to reduce the impact of decreased admission fee revenue on Net County Cost overexpenditures.

For 1984-85, the workload of the Museum of Art is expected to increase slightly over 1983-84 experience. Decreased revenue from admission fees is also anticipated because of a Board-approved agreement with Museum Associates to produce a show entitled "A Day in the Country: Impressionism and the French Landscape", and Museum Associates will retain admission fees from this exhibit. Recommendations include the cost of 1984-85 Salaries and Employee Benefits increases negotiated with employee bargaining units, as well as Services and Supplies increases for private vendor service contracts and departmental service providers.

These recommendations do not provide for continuation of a one-year Board-approved grant that has been used to partially offset operating costs funded by Museum Associates. Since 1977-78, curtailments in County support have been required due to diminished County resources. The Museum Associates, however, indicate they are less able to sustain an increasing role in the support of operating costs for the Museum. Without further County support, curtailments of the Museum's public programs may be required.

RECOMMENDED CHANGES FROM
1983-84 ADJUSTED ALLOWANCE

Other Changes

	Appropriation	Revenue	Net County Cost	Bud. Pos.
1	$ --	$ (-175,913)	$ 175,913	--

Admission Fee Decrease: This reflects decreased admission fees in the first quarter of 1984-85 when "A Day in the Country: Impressionism and the French Landscape" will be on exhibit. The Board of Supervisors has authorized an agreement for Museum Associates to produce this exhibition and to receive admission fees to this art show. The Museum's major construction project of the Robert O. Anderson addition throughout 1984-85 is also anticipated to decrease admission fee revenue based on attendance experience during other significant construction projects.

2	$ (-450,000)	$ (-450,000)	$ --	--

Art Sale Revenue Transfer: This reflects Auditor-Controller approved transfer of funds from the sale of glass art objects in 1983-84 to the Board-approved trust fund for Replacement of Art. This transfer is recommended because all proceeds from the sale will not be expended in 1983-84 and the surplus may be carried forward to 1984-85 in the trust fund.

3	$ 190,766	$ --	$ 190,766	--

Salaries and Employee Benefits Adjustment: This reflects the cost of 1984-85 Salaries and Employee Benefits increases negotiated with employee bargaining units, effective September 1, 1984. No increases were allowed in 1983-84 and the first two months of 1984-85.

4	$ (-250,000)	$ --	$ (-250,000)	--

Grant Agreement Termination: This reflects termination of a one year Board-approved agreement with Museum Associates for program services provided to the Museum of Art.

5	$ 100,000	$ --	$ 100,000	--

Carryover of Prior Year Art Sale Funds: This reflects carryover of unexpended funds from the sale of surplus in 1982-83. These funds are not eligible for transfer to the Replacement of Art trust fund and the Auditor-Controller recommends continuance of this appropriation until replacement art is purchased.

6	$ 83,321	$ --	$ 83,321	--

Services and Supplies Adjustments: This reflects increases in agreements with private vendors for custodial and unarmed security services and increases in reimbursable costs for services provided by other County departments.

Total	$ (-325,913)	$ (-625,913)	$ 300,000	--

MUSEUM OF NATURAL HISTORY

FUNCTION: RECREATION & CULTURAL SERVICES | FUND: GENERAL | ACTIVITY: CULTURAL SERVICES

CLASSIFICATION	EXPENDITURES: ACTUAL PRIOR YEAR 1982-83	EXPENDITURES: ESTIMATED CURRENT YEAR 1983-84	APPROPRIATIONS: ADJUSTED ALLOWANCE 1983-84	APPROPRIATIONS: REQUESTED FISCAL YEAR 1984-85	APPROPRIATIONS: RECOMMENDED FISCAL YEAR 1984-85	APPROPRIATIONS: CHANGE FROM ADJ ALLOWANCE
SAL & EMP BEN	$ 4,601,964	$ 4,877,639	$ 4,845,445	$ 5,382,689	$ 5,230,421	$ 384,976
SVCS & SUPPS	856,803	1,107,985	1,107,985	1,196,989	1,023,577	-84,408
FIXED ASSETS				100,000		
GROSS APPROP	$ 5,458,767	$ 5,985,624	$ 5,953,430	$ 6,679,678	$ 6,253,998	$ 300,568
LESS INT TRF	5,636	50,000	50,000	50,000	50,000	
NET APPROP	$ 5,453,131	$ 5,935,624	$ 5,903,430	$ 6,629,678	$ 6,203,998	$ 300,568
REVENUE	651,529	633,184	1,049,555	1,011,400	850,123	-199,432
NET CO COST	$ 4,801,602	$ 5,302,440	$ 4,853,875	$ 5,618,278	$ 5,353,875	$ 500,000
BUDG POS	151.0		149.0	160.0	146.0	-3.0

WORKLOAD

Indicator	1981-82	1982-83	1983-84 Estimated	1984-85 Projected
Museum Visitors	1,465,302	1,496,731	1,237,114	1,620,000
Guided School Tour Classes	4,485	4,456	5,141	5,495
Guided School Tour Students	143,411	128,088	168,426	175,087

DEPARTMENTAL MISSION

Under authority of the Board of Supervisors, the Museum of Natural History has the responsibility to acquire, identify, classify, and restore Museum collections and to maintain permanent and temporary exhibits for the benefit of the public. In addition, the Museum provides school class tours, chamber music concerts, documentary films, a lending service, and a research library. Facilities operated by the Department include the Los Angeles County Museum of Natural History located in Exposition Park and the George C. Page Museum in Hancock Park, site of the Rancho La Brea Tar Pits. Other support facilities include a marine mammal laboratory in the City of Vernon and an automobile storage and restoration facility in the City of Los Angeles.

During the current fiscal year, the Department is projected to incur a Net County Cost overexpenditure of $448,565. This overexpenditure is basically the result of reduced admission fee income and a mid-year grant with the Museum Foundation for facility improvements. Although the economy has greatly improved since the fiscal year began, the upturn appears not to have occurred soon enough to avoid an overall reduction in paid attendance at the Museum. Further, the Board of Supervisors approved on November 1, 1983 an unbudgeted challenge grant with the Museum Foundation, whereby $200,000 in County funds from admission fees were combined with private sector funds for a number of projects. These improvements should increase rentals of Museum facilities by private groups for parties, dinners, and meetings.

For 1984-85, the workload of the Museum of Natural History is expected to increase over the current year. Significant revenue decreases are projected from 1983-84 levels, however, based on experience. Budget recommendations fund current service levels including 1984-85 Salaries and Employee Benefits increases negotiated with employee bargaining units. Recommendations also include funds to maintain several important collections donated to the Museum by the University of California, Los Angeles and the California Institute of Technology.

RECOMMENDED CHANGES FROM
1983-84 ADJUSTED ALLOWANCE

Program Changes

	Appropriation	Revenue	Net County Cost	Bud. Pos.
1	$ (-15,000)	$ (-15,000)	$ --	--

Out-of-Town Visitors Program: Reflects deletion of funds no longer required for design and printing of brochure on County cultural facilities. Sufficient funding is recommended to enable this program to continue efforts to increase the number of visitors to County cultural facilities.

2	$ 100,000	$ --	$ 100,000	--

Exhibition/Collection Support: Reflects increase to support maintenance of existing exhibitions, collections, and additional collections recently given the Museum by the University of California, Los Angeles and the California Institute of Technology.

Other Changes

1	$ (-19,782)	$ --	$ (-19,782)	(-1.0)

Contracting and Productivity Improvements: Reflects savings from contracting for custodial services. This position was retained temporarily to assure appropriate monitoring and phase-in of the custodial services contracts. This workload will be absorbed by the Museum's administrative staff.

2	$ 304,758	$ --	$ 304,758	--

Salaries and Employee Benefits Adjustments: This reflects costs of 1984-85 Salaries and Employee Benefits increases negotiated with employee bargaining units, effective September 1, 1984. No increases were allowed in 1983-84 and the first two months of 1984-85.

3	$ (-100,000)	$ (-184,432)	$ 84,432	--

Admission/Parking Fee Adjustments: This reflects a reduction in admission fees based on experience and an increase in parking fees charged during sports events at the Coliseum. Parking fees on Museum lots during sports events are set at rates similar to those charged at the nearby State Museum of Science and Industry.

4	$ 30,592	$ --	$ 30,592	--

Services and Supplies Adjustments: This reflects increases to offset the impact of inflation on costs for utilities and contracts for unarmed security and custodial services.

5	$ --	$ --	$ --	(-2.0)

Early Separation Program: Reflects savings from the Board approved early separation of two management positions. Pending further Board determination, savings have been reserved to fund program expansions.

Total	$ 300,568	$ (-199,432)	$ 500,000	(-3.0)

MUSIC CENTER OPERATIONS

FUNCTION: RECREATION & CULTURAL SERVICES | FUND: GENERAL | ACTIVITY: CULTURAL SERVICES

CLASSIFICATION	EXPENDITURES: ACTUAL PRIOR YEAR 1982-83	EXPENDITURES: ESTIMATED CURRENT YEAR 1983-84	APPROPRIATIONS: ADJUSTED ALLOWANCE 1983-84	APPROPRIATIONS: REQUESTED FISCAL YEAR 1984-85	APPROPRIATIONS: RECOMMENDED FISCAL YEAR 1984-85	CHANGE FROM ADJ ALLOWANCE
SAL & EMP BEN	$ 414,638	$ 439,767	$ 439,767	$ 439,767	$ 439,767	$
SVCS & SUPPS	4,710,582	5,430,773	5,430,773	5,430,773	5,430,773	
FIXED ASSETS	28,052	35,000	35,000	35,000	35,000	
GROSS APPROP	$ 5,153,272	$ 5,905,540	$ 5,905,540	$ 5,905,540	$ 5,905,540	$
LESS INT TRF	120					
NET APPROP	$ 5,153,152	$ 5,905,540	$ 5,905,540	$ 5,905,540	$ 5,905,540	$
REVENUE	2,255,206	2,696,000	2,696,000	2,696,000	2,696,000	
NET CO COST	$ 2,897,946	$ 3,209,540	$ 3,209,540	$ 3,209,540	$ 3,209,540	$
BUDG POS	4.0		4.0	4.0	4.0	

DEPARTMENTAL MISSION

The Music Center is a cooperative operational effort between community interests, represented by the Music Center Operating Company, and the County of Los Angeles. The County is contractually obligated to provide general maintenance, custodial, utility, security, and crowd control services, and to operate the parking garage.

To fulfill its obligation, the County utilizes the services of four departments: Chief Administrative Office, Building Services, Mechanical, and Parks and Recreation. Expenses and revenue applicable to County participation, exclusive of rent, insurance, and taxes, are consolidated into this budget unit. The usher staff is reflected in the Salaries and Employee Benefits appropriation, and services rendered by various participating County departments are charged against the Services and Supplies appropriation.

Budgetary provisions in the current fiscal year are sufficient to meet Board-approved service levels. In addition, it is anticipated that several maintenance projects can be funded to protect the public's investment in these facilities without incurring any Net County Cost overexpenditures.

For 1984-85, current services can be maintained within the recommended budget. Budget recommendations, however, include savings from contracting. Changes in funding requirements necessary to finance high priority programs and to absorb inflationary costs are described in the following:

RECOMMENDED CHANGES FROM 1983-84 ADJUSTED ALLOWANCE

Program Changes

	Appropriation	Revenue	Net County Cost	Bud. Pos.
1	$ (-61,824)	$ --	$ (-61,824)	--

Plaza Improvement Projects: This reflects completion of replacement of root-bound trees and shrubbery, electrical and water line changes, and acquisition and installation of exterior lighting equipment to improve safety.

	Appropriation	Revenue	Net County Cost	Bud. Pos.
2	$ 150,202	$ --	$ 150,202	--

Music Center Security: This reflects anticipated cost increases for changes in security at Music Center facilities, on the grounds and at parking facilities. A Sheriff's Department survey concerning security problems at the Music Center has been completed and it is being used to develop recommendations to improve security for the public, employees, and property.

3	$ (-30,975)	$ --	$ (-30,975)	--

Annex Facility Improvements: This reflects completion of a new roof and essential changes in electrical wiring for safety improvements at the Music Center Annex.

4	$ 110,000	$ --	$ 110,000	--

Exterior Cleaning and Repairs: This reflects projected funds required to chemically clean and repair exterior masonry of the Ahmanson Theatre, the colonades, and all aluminum surfaces in the area of this Theatre. These funds will be available from projected contract savings for custodial services. If custodial services cannot be contracted in 1984-85, these funds may be required to provide full-year funding of custodial services by County Building Services Department.

Other Changes

1	$ (-110,000)	$ --	$ (-110,000)	--

Contracting Improvements: This reflects savings from contracting for custodial services projected to commence September 1, 1984. These savings anticipate maintaining cleaning services at current levels and include increased rodent and pest control services.

2	$ (-57,403)	$ --	$ (-57,403)	--

Miscellaneous Adjustments: This reflects decreases in Mechanical Department services based on current experience.

Total	$ --	$ --	$ --	--

MUSIC & PERFORMING ARTS COMMISSION

FUNCTION: RECREATION & CULTURAL SERVICES | FUND: GENERAL | ACTIVITY: CULTURAL SERVICES

CLASSIFICATION	EXPENDITURES: ACTUAL PRIOR YEAR 1982-83	EXPENDITURES: ESTIMATED CURRENT YEAR 1983-84	APPROPRIATIONS: ADJUSTED ALLOWANCE 1983-84	APPROPRIATIONS: REQUESTED FISCAL YEAR 1984-85	APPROPRIATIONS: RECOMMENDED FISCAL YEAR 1984-85	CHANGE FROM ADJ ALLOWANCE
SVCS & SUPPS	$ 732,330	$ 794,513	$ 966,055	$ 1,110,205	$ 938,663	$ -27,392
GROSS APPROP	$ 732,330	$ 794,513	$ 966,055	$ 1,110,205	$ 938,663	$ -27,392
NET APPROP	$ 732,330	$ 794,513	$ 966,055	$ 1,110,205	$ 938,663	$ -27,392
REVENUE	90,015		171,542	171,542		-171,542
NET CO COST	$ 642,315	$ 794,513	$ 794,513	$ 938,663	$ 938,663	$ 144,150

MISSION

The Music and Performing Arts Commission serves in an advisory capacity to the Board of Supervisors in recommending financial assistance to performing arts organizations as authorized by Government Code Sections 25559 and 25562. This budget includes operational costs for the Music and Performing Arts Commission as well as financial assistance funding.

Financial assistance is provided annually to more than 500 cultural events by County contract with over 52 organizations and an estimated 350 performances in parks, community centers, and probation camps. The target population impacted by these programs includes the elderly, handicapped, low-income, and student groups.

During the 1983-84 fiscal year, it is projected that budgetary allowances are sufficient to meet Board-approved service levels. Because revenue from the California Arts Council's State/Local Partnership Program may not be completely expended in the fiscal year in which it is granted, the Auditor-Controller recommends placing all of these grant funds into a trust fund. Under this arrangement, unspent funds can be carried over to the next fiscal year and this change will be implemented this year. These funds have been available during the past three years to develop an arts plan for this County, under guidelines formulated by the California Arts Council. The third phase in the development of this arts plan has recently been completed and submitted to the State for approval.

For 1984-85, recommendations include $144,150 in additional funds to partially restore prior year cuts and to provide new grant awards to qualifying performing arts groups. Grant award funds have not been increased for this Commission since 1975-76. State legislation adopted in 1975 enabled the Commission to recommend grants for theatrical groups, as well as musical organizations. The 1984-85 recommendations include funds for this expanded activity.

RECOMMENDED CHANGES FROM 1983-84 ADJUSTED ALLOWANCE

Program Changes

	Appropriation	Revenue	Net County Cost	Bud. Pos.
1	$ 144,150	$ --	$ 144,150	--

Performing Arts Grant Awards: This reflects funding for thirteen new grant awards to performing arts groups and partial restoration of curtailments made in prior years. No increase in grant award funds has been available since 1975-76. Grant award funds in 1975-76 totaled $1,027,190 but this allocation has declined by $366,540 to $660,650 in 1983-84.

Other Changes

	Appropriation	Revenue	Net County Cost	Bud. Pos.
1	$ (-35,000)	$ (-35,000)	$ --	--

Ford Theatre Trust Fund: This reflects Auditor-Controller recommendations to transfer John Ford Theatre rental revenue from the General Fund into the John Ford Theatre Trust Fund.

2	$ (-136,542)	$ (-136,542)	$ --	--

State/Local Partnership Funds: This reflects Auditor-Controller recommendations to transfer State revenue from the California Arts Council's State/Local Partnership into a trust fund. A trust fund is recommended since State/Local Partnership funds received in one fiscal year may not be spent in that year and may be carried forward into succeeding fiscal years.

Total	$ (-27,392)	$ (-171,542)	$ 144,150	--

	1983-84 ALLOCATION	1984-85 REQUEST	1984-85 COMMISSION RECOMMEND.	1984-85 CAO RECOMMEND.	CHANGE FROM 1983-84
SYMPHONY ORCHESTRAS					
Orchestras Annual Budgets to $25,000					
Beach Cities Symphony Association, Inc.	$ --	$ 2,000	$ --	$ --	$ --
Burbank Symphony Association	--	8,500	--	--	--
COTA Symphony Association	--	2,000	--	--	--
La Sinfonica L.A. Symphony Association	--	1,500	--	--	--
Northeast L.A. Symphony Association	--	2,500	--	--	--
Southern California Repertoire Orchestra	--	5,000	--	--	--
Van Nuys Civic Orchestra Association	--	5,000	--	--	--
Subtotal	$ --	$ 26,500	$ --	$ --	$ --
Orchestras Annual Budgets: $25,000 to $100,000					
American Chamber Symphony	$ --	$ 15,000	$ 3,000	$ 3,000	$ 3,000
Carson Community Symphony Association	--	4,500	3,000	3,000	3,000
Downey Symphonic Society, Inc.	--	6,000	3,000	3,000	3,000
Inglewood Philharmonic Association	950	5,000	3,000	3,000	2,050
Japanese Philharmonic Society of L.A.	--	5,000	3,000	3,000	3,000
Korean Philharmonic Orchestra	--	5,000	--	--	--
Peninsula Symphony Association	2,375	4,500	3,000	3,000	625
Rio Hondo Symphony Association	2,375	5,000	3,000	3,000	625
San Fernando Valley Symphony Association	3,800	--	--	--	(-3,800)
Santa Monica Symphony Association, Inc.	2,375	3,000	3,000	3,000	625
Southeast Symphony Association, Inc.	2,375	5,000	3,000	3,000	625
Westchester Symphony Society	--	5,000	3,000	3,000	3,000
Subtotal	$ 14,250	$ 63,000	$ 30,000	$ 30,000	$ 15,750
Orchestras Annual Budgets: $100,000 to $1,000,000					
Glendale Symphony Orchestra Association	$ 21,375	$ 22,500	$ 22,500	$ 22,500	$ 1,125
Pasadena Symphony Association	21,375	25,000	22,500	22,500	1,125
Subtotal	$ 42,750	$ 47,500	$ 45,000	$ 45,000	$ 2,250

Music and Performing Arts Commission (contd)

	1983-84 ALLOCATION	1984-85 REQUEST	1984-85 COMMISSION RECOMMEND.	1984-85 CAO RECOMMEND.	CHANGE FROM 1983-84
Orchestras Annual Budgets: Exceeding $1,000,000					
Long Beach Symphony Association	$ 21,375	$ 50,000	$ 30,000	$ 30,000	$ 8,625
Los Angeles Chamber Orchestra Society, Inc.	9,500	20,000	20,000	20,000	10,500
Los Angeles Philharmonic Association	225,750	400,000	260,000	260,000	34,250
Subtotal	$ 256,625	$470,000	$ 310,000	$ 310,000	$ 53,375
OPERA					
American Theatre of the Opera	$ --	$ 8,000	$ --	$ --	$ --
Desert Opera Theatre, Inc.	2,375	5,000	3,000	3,000	625
Educational Opera Association, Inc.	4,750	7,000	5,000	5,000	250
Euterpe Opera of Southern California	2,375	2,500	2,000	2,000	(-375)
Guild Opera Company, Inc.	--	50,000	25,000	25,000	25,000
Long Beach Grand Opera	19,000	40,000	30,000	30,000	11,000
Los Angeles Opera Theatre	19,000	--	--	--	(-19,000)
Subtotal	$ 47,500	$112,500	$ 65,000	$ 65,000	$ 17,500
YOUTH ORGANIZATIONS - INSTRUMENTAL					
American Youth Symphony	$ 2,375	$ 5,000	$ 5,000	$ 5,000	$ 2,625
Glendale Symphony Youth Orchestra	--	1,000	--	--	--
Los Angeles Youth Symphony Orchestra Council	2,375	2,500	3,000	3,000	625
Youth Musicians Foundation	4,275	5,000	5,000	5,000	725
Youth Band Council of Southern California	2,375	2,500	3,000	3,000	625
Subtotal	$ 11,400	$ 16,000	$ 16,000	$ 16,000	$ 4,600
CHAMBER MUSIC ORGANIZATIONS					
Baroque Consortium Chamber Orchestra	$ 1,900	$ 2,000	$ 2,000	$ 2,000	$ 100
California Chamber Symphony Society, Inc.	9,500	10,000	10,000	10,000	500
Colemen Chamber Music Association	--	4,000	--	--	--
Pasadena Chamber Orchestra, Inc.	--	12,500	10,000	10,000	10,000
Subtotal	$ 11,400	$ 28,500	$ 22,000	$ 22,000	$10,600
CHORAL MUSIC ORGANIZATIONS					
Los Angeles Master Chorale Association	$ 9,500	$ 20,000	$ 10,000	$ 10,000	$ 500
Louis Ronfeldt Chorale	--	7,000	1,000	1,000	1,000
Pasadena Boys Choir	2,375	4,000	3,000	3,000	625
William Hall Chorale	2,375	5,000	5,000	5,000	2,625
Subtotal	$ 14,250	$ 36,000	$ 19,000	$ 19,000	$ 4,750

	1983-84 ALLOCATION	1984-85 REQUEST	1984-85 COMMISSION RECOMMEND.	1984-85 CAO RECOMMEND.	CHANGE FROM 1983-84
DANCE ORGANIZATIONS					
Aman Folk Ensemble	$ 14,250	$ 20,000	$ 20,000	$ 20,000	$ 5,750
Bella Lewitzky Dance Foundation	--	3,000	3,000	3,000	3,000
Foundation for the Joffrey Ballet	--	50,000	25,000	25,000	25,000
Kinetikos Dance Foundation (Dance/LA)	--	4,800	--	--	--
Los Angeles Area Dance Alliance	9,500	12,500	12,000	12,000	2,500
Los Angeles Ballet	28,500	120,650	30,000	30,000	1,500
Los Angeles Chamber Ballet	--	7,000	3,000	3,000	3,000
R'Wanda Lewis Dance Company	4,750	5,000	--	--	(-4,750)
V. Oumansky Dramatic Dance Foundation	2,375	2,500	--	--	(-2,375)
Subtotal	$ 59,375	$ 225,450	$ 93,000	$ 93,000	$ 33,625
BAND ORGANIZATIONS					
Covina Concert Band	$ 1,900	$ 2,000	$ 2,000	$ 2,000	$ 100
Subtotal	$ 1,900	$ 2,000	$ 2,000	$ 2,000	$ 100
THEATRE ORGANIZATIONS					
Back Alley Theatre	$ 2,375	$ 3,500	$ 3,000	$ 3,000	$ 625
Bilingual Foundation of the Arts	4,750	11,000	5,000	5,000	250
Center Theatre Group of Los Angeles	57,000	75,000	65,000	65,000	8,000
East West Players, Inc.	4,750	7,000	5,000	5,000	250
Ensemble Studio Theatre, Inc.	--	5,000	3,000	3,000	3,000
Long Beach Civic Light Opera	9,500	61,000	--	--	(-9,500)
L.A. Actors' Theatre Foundation	7,125	50,000	10,000	10,000	2,875
L.A. Arts Repertory Theatre	--	3,000	--	--	--
L.A. Theatre Works	1,900	10,000	3,000	3,000	1,100
Odyssey Theatre Foundation	3,800	21,000	5,000	5,000	1,200
Room for Theatre	--	2,500	2,000	2,000	2,000
Southern California Theatre Association	9,500	15,000	--	--	(-9,500)
Synthaxis Theatre Foundation	5,700	25,000	7,000	7,000	1,300
Theatre Forty, Inc.	--	2,000	--	--	--
Subtotal	$ 106,400	$ 291,000	$ 108,000	$ 108,000	$ 1,600
MISCELLANEOUS PROJECTS					
Independent Composers Association, Inc.	$ --	$ 1,250	$ --	$ --	$ --
Performing Arts Council/Education Division	--	4,500	--	--	--
Southern California Chamber Music Society	--	10,000	--	--	--
Subtotal	$ --	$ 15,750	$ --	$ --	$ --
ADMINISTRATION AND MUSIC PERFORMANCE FUNDS					
Administration	$ 133,863	$ 133,863	$ 133,863	$ 133,863	$ --
Contingency Fund	194,042	194,042	194,042	22,500	(-171,542)
Special Performance Fund	54,000	54,000	54,000	54,000	--
Probation Camp Fund	9,000	9,000	9,000	9,000	--
Youth Orchestra Conductors	9,300	9,300	9,300	9,300	--
Subtotal	$ 400,205	$ 400,205	$ 400,205	$ 228,663	$(-171,542)
Total	$ 966,055	$1,734,405	$1,110,205	$ 938,663	$ (-27,392)
Revenue	$ 171,542	$ 171,542	$ 171,542	$ --	$(-171,542)
Net County Cost	$ 794,513	$1,562,863	$ 938,663	$ 938,663	$ 144,150

NONDEPARTMENTAL REVENUE SUMMARY

	ACTUAL PRIOR YEAR 1982-83	ESTIMATED CURRENT YEAR 1983-84	ADJUSTED ALLOWANCE 1983-84	REQUESTED FISCAL YEAR 1984-85	RECOMMENDED FISCAL YEAR 1984-85	CHANGE FROM ADJ ALLOWANCE
TAXES						
PENALTIES ON DELINQ. TAXES	$ 8,296,839	$ 5,475,198	$ 8,651,048	$ 7,335,238	$ 8,335,238	$ -315,810
SALES TAX	33,907,900	37,308,605	37,308,605	41,008,605	41,008,605	3,700,000
OTHER TAXES	1,777,902	2,589,770	3,300,000	3,243,736	3,300,000	
LICENSE, PERMITS & FRANCHISES	6,182,348	6,246,170	5,079,640	6,980,842	6,980,842	1,901,202
REVENUE FROM USE OF MONEY & PROP	77,461,528	1,252,780	1,230,070	1,239,648	1,239,648	9,578
AID FROM OTHER GOVERNMENTAL AGENCIES						
MOTOR VEHICLE IN LIEU	85,467,063	98,206,059	85,025,246	229,492,875	229,492,875	144,467,629
HOMEOWNERS PROP TAX RELIEF	39,175,204	38,878,525	38,867,980	38,878,525	38,878,525	10,545
BUSINESS INVEN-TORY PROP TAX RELIEF	75,793,888	75,767,629	75,767,629			-75,767,629
OTHER	8,574,905	4,797,335	4,052,586	3,795,789	3,795,789	-256,797
OTHER CHGS FOR CURRENT SVCS						
PRIOR YEAR	8,524,995		5,402,248			-5,402,248
ENTERPRISE FUND-AIRPORTS				222,854	222,854	222,854
ENTERPRISE FUND-HOSPITAL		15,266,990	16,110,233	16,768,122	16,768,122	657,889
OTHER	2,044,001	2,081,722	2,186,599	1,498,093	1,498,093	-688,506
OTHER REVENUE						
CERT./PARTICI-PATION-LACERA		62,500,000	62,500,000			-62,500,000
OTHER	38,061,664	38,966,718	39,497,739	55,267,808	55,267,808	15,770,069
TOTAL	$ 385,268,237	$ 389,337,501	$ 384,979,623	$ 405,732,135	$ 406,788,399	$ 21,808,776

MISSION

These revenues are derived largely from shared programs administered by the State and are not related to the revenue generating activities of any County department. These revenues include the County's share of Motor Vehicle License Fees, Sales and Use Tax, and State replacement revenue for property tax loss due to the Homeowners Exemption. While certain revenue elements are being overrealized, other revenue categories are being underrealized. The overall effect is to achieve budgeted revenue.

RECOMMENDED CHANGES FROM 1983-84 ADJUSTED ALLOWANCE

The recommendation for 1984-85 is $406,788,399 and reflects this year's experience as well as anticipated revenues reflecting the Governor's Budget. In addition, shifts in categories of revenue, as discussed below, have occurred.

-- Decreased receipts of penalties and costs on delinquent taxes, reflecting settlement of a lawsuit that entitles cities to share penalty revenue in the same proportion as their share of tax revenue. This is partially offset by anticipated increases related to implementation of the floating lien date (SB 813).

-- Increased Sales Tax receipts based on an approximate 10% growth factor as reflected in the Governor's Budget for 1984-85.

-- Increased Motor Vehicle In-Lieu tax receipts based on the 1984-85 Governor's Budget recommendation to restore the County's share to pre-1983-84 levels and to provide additional revenues by transferring the State's share of vehicle license fees to counties to replace the Business Inventory Property Tax Relief which is recommended in the Governor's Budget for elimination.

-- Reduced receipt of prior year's health services collections; Marina Enterprise surplus and Certificate of Participation-Retirement (refinancing LACERA leases).

-- Anticipated receipt of reimbursement for State-mandated programs as proposed in the Governor's 1984-85 Budget for the State.

NONDEPARTMENTAL SPECIAL ACCOUNTS

FUNCTION
GENERAL

FUND
GENERAL

ACTIVITY
OTHER GENERAL

CLASSIFICATION	EXPENDITURES ACTUAL PRIOR YEAR 1982-83	EXPENDITURES ESTIMATED CURRENT YEAR 1983-84	APPROPRIATIONS ADJUSTED ALLOWANCE 1983-84	APPROPRIATIONS REQUESTED FISCAL YEAR 1984-85	APPROPRIATIONS RECOMMENDED FISCAL YEAR 1984-85	CHANGE FROM ADJ ALLOWANCE
SVCS & SUPPS						
MEMBERSHIPS						
--CSAC	$ 99,105	$ 101,586	$ 101,586	$ 101,586	$ 101,586	$ --
--NACO	36,000	27,600	27,600	27,600	27,600	--
--SCAG	40,000	40,000	40,000	40,000	40,000	--
--SCRACS	750	850	850	850	850	--
--MISC	740	60	--	--	--	--
PROFESSIONAL & SPEC SVCS						
--DISASTER SVCS	17,965	22,040	22,040	22,040	22,040	--
--LEGISLATIVE EXPENSES	644,350	702,386	702,386	735,261	735,261	32,875
--SPEC CONTRACTS	1,766,573	1,060,519	1,194,490	2,994,490	2,994,490	1,800,000
--ACCTG, FISCAL & OTHER	6,084,150	17,806,900	25,255,310	21,624,218	21,624,218	-3,631,092
--REIMB FOR STATE & FEDL PROGS	--	--	40,000,000	40,000,000	40,000,000	--
--EXPENSES-PRIOR YEAR	-321	--	--	--	--	--
MISCELLANEOUS						
--REIMB FOR COUNTY SVCS	--	--	30,000,000	30,000,000	30,000,000	--
--EMPLOYEE TRNG	45,393	260,000	578,000	578,000	578,000	--
--FAMILY SUPPORT ABATEMENT	--	1,830,717	1,830,717	1,830,717	1,830,717	--
--PRODUCTIVITY INVEST FUND	--	--	--	500,000	500,000	500,000
LESS EXPENDITURE DISTRIBUTION	--	60,000	578,000	578,000	578,000	--
TOTAL SVCS & SUPPS	$ 8,734,705	$ 21,792,658	$ 99,174,979	$ 97,876,762	$ 97,876,762	$ -1,298,217
OTHR CHGS						
--INTEREST	$49,956,915	$ 49,545,198	$ 46,036,965	$ 41,100,000	$ 41,100,000	$ -4,936,965
--INTEREST-MIA GANS	--	11,617,528	12,326,250	16,717,570	16,717,570	4,391,320
--CONTRIB TO FUNDED INTEREST PLEDGE RESERVE FUND	--	--	--	3,900,000	3,900,000	3,900,000
--AUTO LIABILITY JUDGMENTS	2,586,806	--	--	--	--	--
TOTAL OTHER CHGS	$52,543,721	$ 61,162,726	$ 58,363,215	$ 61,717,570	$ 61,717,570	$ 3,354,355
GROSS APPROPRIATIONS	$61,278,426	$ 82,955,384	$157,538,194	$ 159,594,332	$ 159,594,332	$ 2,056,138
LESS INTRF TRF	3,444	--	--	--	--	--
NET APPROPRIATIONS	$61,274,982	$ 82,955,384	$157,538,194	$ 159,594,332	$ 159,594,332	$ 2,056,138
REVENUE	43,044	89,961,904	152,961,904	155,571,369	155,571,369	2,609,465
NET COUNTY COST	$61,231,938	$ -7,006,520	$ 4,576,290	$ 4,022,963	$ 4,022,963	$ -553,327

MISSION

The appropriation for Nondepartmental Special Accounts provides for special General Fund expenditures which are not directly related to any County department, but instead benefit all County departments and programs. To this appropriation are charged such items as memberships of County-wide benefit, legislative expenses, interest expense associated with the treasury management program and financing for special contracts with consultants and experts retained by the County.

The 1983-84 budget is estimated to be $11,582,810 underspent; primarily due to overrealized interest earnings based upon the upturn in the economy. The budget recommendation for fiscal year 1984-85 reflects the current treasury management program, prevailing interest rates, and an alternative method of financing interest payments on certain County borrowing programs. Pursuant to the Board's action on March 27, 1984, funding has been included for the implementation of productivity improvement projects. Additional funding is also recommended for increased expenses related to the County's financial interests and for consultant services to improve the County-wide payroll/personnel system.

RECOMMENDED CHANGES FROM 1983-84 ADJUSTED ALLOWANCE

Other Changes

	Appropriation	Revenue	Net County Cost	Bud. Pos.
1	$ (-545,645)	$ 2,481,665	$ (-3,027,310)	--

Treasury Management Program: This represents the anticipated activity in the treasury management program based upon this year's experience and prevailing interest rates.

2	$ 3,900,000	$ --	$ 3,900,000	--

Funded Interest Pledge Reserve Fund: This reflects the General Fund's contribution to a new Special Fund to meet interest payments on certain County borrowing programs, thereby reducing the County's long-term indebtedness.

3	$ (-3,598,217)	$ --	$ (-3,598,217)	--

Legislative Expenses/Finance and Cost Management Expenses: This reflects a decrease due to the cost-effective management of the County's financial interests.

4	$ 1,800,000	$ 127,800	$ 1,672,200	--

Payroll/Personnel Studies: This reflects funding for consultant services to perform studies to improve the County-wide payroll/personnel system.

5	$ 500,000	$ --	$ 500,000	--

Productivity Investment Fund: This reflects funding for the Board-approved Productivity Investment Fund (PIF) from which departments will be authorized to borrow funds to start productivity improvement projects, the first year's savings of which will be used to repay the fund.

Total	$ 2,056,138	$ 2,609,465	$ (-553,327)	--

Specific accounts included in this budget unit are:

-- County Supervisors Association of California (CSAC)

This account provides for the County's annual membership dues to this State-wide organization. The CSAC provides various services related to County government including legislation, research, and policy development.

-- National Association of Counties (NACO)

This account provides for the County's annual membership dues to this national organization. The NACO serves as a collective legislative advocate for its member counties in Federal legislative policies related to County government.

-- Southern California Association of Governments (SCAG)

This account provides for the County's annual membership dues to this regional organization. The SCAG is a council of governments formed pursuant to Federal regulations as a vehicle for the coordinated regional planning of programs concerned with transportation, environmental quality, and housing and community development. This type of regional planning is a prerequisite for receiving related Federal planning and improvement grants.

-- Southern California Regional Association of County Supervisors (SCRACS)

This account provides for the County's annual membership to this regional organization. The SCRACS is a subdivision of CSAC and provides a unified vehicle for the report of local and regional recommendations on policy and legislative matters.

-- Reimbursable Costs for County Services

This account provides an appropriation for expenditures related to unanticipated County services. This appropriation is totally offset by revenue for no Net County Cost.

-- Employee Training

This account provides an appropriation for expenditures related to the retraining of County employees displaced by contracting. The appropriation is offset by an Intrafund Transfer of an equal amount.

-- Family Support Abatement

This account provides an appropriation for expenses related to Family Support Abatement services administered by the District Attorney - Family Support.

-- Reimbursable Costs for State and Federal Programs

This account provides for a revenue offset appropriation contingent upon receipt of State and/or Federal assistance.

-- Disaster Services

This acccount provides for the County's Joint Powers Agreement payments, professional association memberships, publications, public information requirements, and expenses related to activities for disaster preparedness and relief services.

-- Legislative Expense

This account provides for expenditures incurred in the operation and maintenance of activities at the County's legislative offices in Sacramento and Washington, D.C.

-- Special Contracts

This account provides for various contracts with outside consultants and service providers that are not charged to departmental budgets.

-- Accounting, Fiscal, and Other Services

This account provides for general accounting and fiscal services related to this budget unit, as well as for various other charges which are directly related to the costs of managing the County's financial interest.

-- Productivity Investment Fund

This account provides for the "up front" funding of productivity improvement projects.

-- Interest on Notes and Warrants

This account provides for payment of interest on the various borrowing instruments that the County utilizes, i.e., Tax Anticipation Notes, Commercial Paper, and Medically Indigent Adult Grant Anticipation Notes.

-- Contribution to Funded Interest Pledge Reserve Fund

This account provides for a contribution from the General Fund to a new Special Fund to meet interest payments on certain County borrowing programs, thereby reducing the County's long-term indebtedness.

FUNCTION: RECREATION & CULTURAL SERVICES
FUND: GENERAL
ACTIVITY: RECREATION FACILITIES

CLASSIFICATION	EXPENDITURES ACTUAL PRIOR YEAR 1982-83	EXPENDITURES ESTIMATED CURRENT YEAR 1983-84	APPROPRIATIONS ADJUSTED ALLOWANCE 1983-84	APPROPRIATIONS REQUESTED FISCAL YEAR 1984-85	APPROPRIATIONS RECOMMENDED FISCAL YEAR 1984-85	APPROPRIATIONS CHANGE FROM ADJ ALLOWANCE
SAL & EMP BEN	$ 28,438,218	$ 28,528,452	$ 29,706,144	$ 29,746,105	$ 29,151,171	$ -554,973
SVCS & SUPPS	7,233,958	7,893,368	6,300,033	8,625,839	7,705,276	1,405,243
OTH CHAR/USES	230,000					
FIXED ASSETS	181,132	439,600	230,000	500,000	230,000	
GROSS APPROP	$ 36,083,308	$ 36,861,420	$ 36,236,177	$ 38,871,944	$ 37,086,447	$ 850,270
LESS INT TRF	3,730,119	2,800,551	3,138,740	2,614,758	1,767,937	-1,370,803
NET APPROP	$ 32,353,189	$ 34,060,869	$ 33,097,437	$ 36,257,186	$ 35,318,510	$ 2,221,073
REVENUE	13,067,558	13,926,113	12,962,681	13,173,473	13,127,173	164,492
NET CO COST	$ 19,285,631	$ 20,134,756	$ 20,134,756	$ 23,083,713	$ 22,191,337	$ 2,056,581
BUDG POS	1,093.7		1,040.2	988.9	965.8	-74.4

WORKLOAD

Indicator	1981-82	1982-83	1983-84 Estimated	1984-85 Projected
Facilities Maintained	186	185	190	191
Parks & Public Grounds Maintained	362	361	365	365
Miles of Equestrian Trails Maintained	275	275	290	300
Attendance, Regional Parks	6,738,626	6,857,703	7,063,434	7,275,337
Attendance, Pools	1,391,518	1,504,633	1,549,771	1,596,264
County-Operated Golf Courses	16	12	11	11
Contracts, Grants and Leases Administered	199	212	175	201

DEPARTMENTAL MISSION

The Department of Parks and Recreation is responsible for maintaining and administering the County's parks, golf courses, public grounds, and recreation areas.

In 1983-84, the Department realized substantial savings due to intensive contracting efforts and the transfer of responsibility for roadside tree maintenance to the Road Department. Accumulated Quimby interest funds were appropriated to augment facility maintenance. Revenue is also projected to be higher than originally anticipated due to the increased Federal allocation for the Summer Lunch Program.

In 1984-85, the Department will experience budgetary constraints due to loss of Intrafund Transfers for roadside trees, and lowered revenues due to termination of the UPARR grant, closure of the Long Beach General Hospital facility, and loss of contract cities reimbursement for roadside tree services. Requirements will increase, primarily due to the additional cost of contracts, partially offset by revenues from golf course greens fees, concession and leasing revenues, and the utilization of $750,000 in Quimby interest funds.

RECOMMENDED CHANGES FROM
1983-84 ADJUSTED ALLOWANCE

Other Changes

	Appropriation	Revenue	Net County Cost	Bud. Pos.
1	$ (-554,973)	$ --	$ (-554,973)	(-74.4)

Salaries and Employee Benefits Decrease: This recommendation funds current service level and negotiated Salaries and Employee Benefits increases for 1984-85. The net reduction is due to loss of positions associated with the Roadside Trees transfer and contracts awarded in 1983-84.

2	$ 1,405,243	$ --	$ 1,405,243	--

Services and Supplies Increase: This recommendation funds the Department's current service level plus the cost of grounds maintenance contracts.

3	$ 1,370,803	$ --	$ 1,370,803	--

Intrafund Transfers Decrease: This reduction is due to reflection of Flood Control and Public Library reimbursement as Revenue, loss of roadside tree maintenance funding, and contract costs for civic center grounds maintenance.

4	$ --	$ 164,492	$ (-164,492)	--

Revenue Increase: Revenue is projected to increase due to the budgeting of Quimby interest funds, increased golf play, and higher concession revenue. However, these increases are offset by loss of contract cities reimbursement for roadside tree services, the termination of the UPARR grant, and closure of the Long Beach General Hospital.

5	$ --	$ --	$ --	--

Contract Savings: Contract savings will be fully absorbed in the Department's operating budget due to insufficient offsetting Intrafund Transfers to finance current service level requirements.

Total	$ 2,221,073	$ 164,492	$ 2,056,581	(-74.4)

PUBLIC GROUNDS MAINTENANCE EXPENSE

FUNCTION GENERAL | FUND GENERAL | ACTIVITY PROPERTY MANAGEMENT

	EXPENDITURES		APPROPRIATIONS			
CLASSIFICATION	ACTUAL PRIOR YEAR 1982-83	ESTIMATED CURRENT YEAR 1983-84	ADJUSTED ALLOWANCE 1983-84	REQUESTED FISCAL YEAR 1984-85	RECOMMENDED FISCAL YEAR 1984-85	CHANGE FROM ADJ ALLOWANCE
SVCS & SUPPS	$ 2,376,588	$ 1,722,406	$ 1,802,430	$ 1,977,042	$ 1,123,521	$ -678,909
GROSS APPROP	$ 2,376,588	$ 1,722,406	$ 1,802,430	$ 1,977,042	$ 1,123,521	$ -678,909
LESS INT TRF	1,096,678	448,500	733,347			-733,347
NET APPROP	$ 1,279,910	$ 1,273,906	$ 1,069,083	$ 1,977,042	$ 1,123,521	$ 54,438
NET CO COST	$ 1,279,910	$ 1,273,906	$ 1,069,083	$ 1,977,042	$ 1,123,521	$ 54,438

WORKLOAD

Indicator	1981-82	1982-83	1983-84 Estimated	1984-85 Projected
Areas Maintained	249	249	246	246

DEPARTMENTAL MISSION

Under the authority of County Ordinances 4466 and 7224, the Director of Parks and Recreation is responsible for the maintenance of grounds surrounding governmental buildings such as courthouses, Sheriff's stations, and health centers.

In 1983-84, the responsibility for maintaining roadside trees was transferred to the Road Department, removing the only source of reimbursement to this budget unit. In order for the Department to absorb inflationary costs, it would be necessary to delete two grounds maintenance positions. To avoid a service level reduction, funding of inflationary increases is recommended.

RECOMMENDED CHANGES FROM 1983-84 ADJUSTED ALLOWANCE

Program Changes

	Appropriation	Revenue	Net County Cost	Bud. Pos.
1	$ --	$ --	$ --	--

Transfer of Roadside Trees: In November, 1983, responsibility for the maintenance of roadside trees was transferred to the Road Department, deleting both cost and reimbursement for that service from the Public Grounds Budget.

Other Changes

1	$ 54,438	$ --	$ 54,438	--

Inflationary Increases: This additional appropriation will fund negotiated salary increases for grounds maintenance personnel.

Total	$ 54,438	$ --	$ 54,438	--

PERSONNEL

FUNCTION: GENERAL | FUND: GENERAL | ACTIVITY: PERSONNEL

CLASSIFICATION	EXPENDITURES: ACTUAL PRIOR YEAR 1982-83	EXPENDITURES: ESTIMATED CURRENT YEAR 1983-84	APPROPRIATIONS: ADJUSTED ALLOWANCE 1983-84	APPROPRIATIONS: REQUESTED FISCAL YEAR 1984-85	APPROPRIATIONS: RECOMMENDED FISCAL YEAR 1984-85	CHANGE FROM ADJ ALLOWANCE
SAL & EMP BEN	$ 12,518,993	$ 12,733,970	$ 12,778,113	$ 13,195,667	$ 13,194,934	$ 416,821
SVCS & SUPPS	2,095,379	3,171,057	3,171,057	3,001,624	3,000,540	-170,517
FIXED ASSETS	16,880	32,324	32,324	77,045	77,045	44,721
GROSS APPROP	$ 14,631,252	$ 15,937,351	$ 15,981,494	$ 16,274,336	$ 16,272,519	$ 291,025
LESS INT TRF	3,260,011	3,192,968	3,480,741	2,764,359	2,387,699	-1,093,042
NET APPROP	$ 11,371,241	$ 12,744,383	$ 12,500,753	$ 13,509,977	$ 13,884,820	$ 1,384,067
REVENUE	7,279,995	8,512,460	8,512,460	8,775,320	9,535,064	1,022,604
NET CO COST	$ 4,091,246	$ 4,231,923	$ 3,988,293	$ 4,734,657	$ 4,349,756	$ 361,463
BUDG POS	402.8		397.8	392.5	387.5	-10.3

WORKLOAD

Indicator	1981-82	1982-83	1983-84 Estimated	1984-85 Projected
Employees Trained	5,734	6,967	6,023	4,112
Candidates Examined	55,193	78,000	38,000	55,000
Exams Developed and Revised	100	50	114	150
Rehabilitation Cases Reviewed	1,540	1,538	1,550	1,500
Classification Positions Reviewed	5,676	2,320	5,000	2,700

DEPARTMENTAL MISSION

The Department of Personnel, as provided for in the County Charter, is responsible for administering a comprehensive County Civil Service system with the fundamental purpose of assisting the Board of Supervisors, the Chief Administrative Office, County departments, and Special Districts to classify, recruit, promote, develop, train, motivate, and retain an effective, productive, and efficient work force. It is also responsible for administering the County's Workers' Compensation and Employee Insurance programs.

The Department's performance in the current fiscal year indicates that the Department will incur a Net County Cost overexpenditure of $243,630 by year end as a result of the elimination of Title II CETA funding.

The 1984-85 budget recommendations for the Department of Personnel provide funding for Salaries and Employee Benefits increases negotiated with employee bargaining units. Also reflected is the elimination of CETA program funds, added appropriation for increased administrative responsibilities associated with the County's Workers' Compensation and Employee Insurance programs, and the implementation of the Department's Early Separation Program. Recommended changes in funding requirements and service levels necessary to finance priority programs and to absorb inflationary costs are described in the following:

RECOMMENDED CHANGES FROM
1983-84 ADJUSTED ALLOWANCE

Program Changes

	Appropriation	Revenue	Net County Cost	Bud. Pos.
1	$ 19,913	$ --	$ 19,913	(-8.0)

Elimination of CETA Program: This represents the elimination of $427,588 in funding associated with the discontinuance of the CETA program. The remaining $19,913 reflects the loss of overhead support.

2	$ 212,051	$ 212,051	$ --	2.0

Workers' Compensation Program: This reflects an increase in funding requirements associated with administering the Workers' Compensation Program. This program is offset by an increase in revenue from the Workers' Compensation Trust Fund.

3	$ 122,193	$ 122,193	$ --	3.0

Long-Term Disability: This reflects an increase in funding required for the administration of the Long-Term Disability Program. This program is offset by an increase in revenue from the Long-Term Disability Trust Fund.

4	$ (-191,511)	$ --	$ (-191,511)	(-0.3)

Realignment of Positions: This reflects a net decrease of positions to reflect actual departmental operations.

Other Changes

1	$ 1,004,218	$ --	$ 1,004,218	--

Salaries and Employee Benefits Adjustments: This reflects the cost of 1984-85 Salaries and Employee Benefits increases negotiated with employee bargaining units effective September 1, 1984. No increases were allowed in 1983-84, and the first two months of 1984-85.

2	$ (-204,933)	$ --	$ (-204,933)	(-7.0)

Early Separation Program: This reflects the net savings from Board-approved early separation of seven management positions. Pending further Board determination, a portion of the savings has been reserved to fund management incentives. The remainder of these savings is being used to avoid program curtailments.

3	$ 376,660	$ 376,660	$ --	--

Intrafund Transfer and Revenue Adjustment: This reflects the State Controller's guidelines for billing for services provided to Special Funds and Special Districts.

4	$ (-288,039)	$ --	$ (-288,039)	--

Services and Supplies: This reflects a decrease in data processing services, Quality Circles, and personnel services provided to various departments.

5	$ 44,721	$ --	$ 44,721	--

Fixed Assets: This reflects an increase in the Department's fixed assets due to reimbursable program requirements.

6	$ 288,794	$ --	$ 288,794	--

Reimbursable Services: Reflects decreased reimbursement for personnel services rendered to various County departments.

7	$ --	$ 311,700	$ (-311,700)	--

Revenue Adjustments: This reflects increased revenue to offset the added costs of Salaries and Employee Benefits increases for services presently provided.

Total	$ 1,384,067	$ 1,022,604	$ 361,463	(-10.3)

PROBATION SUMMARY

	ACTUAL PRIOR YEAR 1982-83	ESTIMATED CURRENT YEAR 1983-84	ADJUSTED ALLOWANCE 1983-84	REQUESTED FISCAL YEAR 1984-85	RECOMMENDED FISCAL YEAR 1984-85	CHANGE FROM ADJ ALLOWANCE
SAL & EMP BEN	$ 100,920,876	$ 102,756,331	$ 103,610,556	$ 120,576,366	$ 113,961,592	$ 10,351,036
SVCS & SUPPS	16,044,022	17,514,464	17,293,176	18,971,254	18,049,313	756,137
OTH CHAR/USES	2,239,181	1,979,129	2,310,388	1,931,835	1,916,386	-394,002
FIXED ASSETS	42,243	95,649	95,649	471,401	286,060	190,411
GROSS APPROP	$ 119,246,322	$ 122,345,573	$ 123,309,769	$ 141,950,856	$ 134,213,351	$ 10,903,582
LESS INT TRF	1,141,579	744,007	650,492	608,579	603,056	-47,436
NET APPROP	$ 118,104,743	$ 121,601,566	$ 122,659,277	$ 141,342,277	$ 133,610,295	$ 10,951,018
REVENUE	19,662,106	18,297,984	18,297,984	19,867,092	19,867,092	1,569,108
NET CO COST	$ 98,442,637	$ 103,303,582	$ 104,361,293	$ 121,475,185	$ 113,743,203	$ 9,381,910
BUDG POS	3,203.4		3,276.1	3,554.3	3,406.4	130.3

WORKLOAD

Indicator	1981-82	1982-83	1983-84 Estimated	1984-85 Projected
Average Facility Population: Detention and Residential Treatment	2,666	3,100	3,302	3,304
Field Supervision Casemonths	701,503	750,639	801,297	845,580
Adult Investigation: Superior and Municipal Court	41,987	45,986	51,021	55,787
Juvenile Investigation	42,118	37,395	32,994	32,130

DEPARTMENTAL MISSION

The Probation Department is mandated by State law to investigate and make recommendations in adult and juvenile cases referred by the Criminal and Juvenile Courts, to supervise and provide programs of control and rehabilitation for persons placed on probation by the courts, and to operate juvenile detention facilities. In addition, the Probation Department administers residential treatment programs for juveniles.

The activities of the Probation Department are administered and financed through four separate budget units. Investigation, supervision, and a variety of community treatment programs are included in the Probation/Main budget. The operations of Central Juvenile Hall, Los Padrinos Juvenile Hall, and San Fernando Valley Juvenile Hall are provided for in the Detention Facilities budget. That budget also provides for full year funding of Lathrop Hall which reopened February 15, 1984. Camps, Dorothy Kirby Center, and Mira Loma Reception Camp are financed in the Residential Treatment budget. Care of Juvenile Court Wards provides for expenses incurred in placement of juvenile court wards in private institutions and foster homes, as well as for temporary nonsecure detention beds in the community for juvenile status offenders.

The 1983-84 budget experience for the Department reflects an underexpenditure of $1,057,711 primarily resulting from positions held vacant and delays in hiring new permanent positions; overrealized revenue from the expansion of the Work Furlough Program at the Mira Loma jail facility and unanticipated revenues from the State for the County School Breakfast and Lunch Program due to overpopulation in the juvenile hall and camp facilities. This savings is partially offset by underrealized fines and forfeiture revenue, probation service fees, delays in resumption of collection from parents for juvenile detention support costs, additional maintenance repair costs for renovation of Lathrop Hall and delayed implementation of the Juvenile Alternative Work Program.

Overall investigation and supervision workload is expected to increase from the 1983-84 estimated level based on projections of actual workload in the current and prior years. The 1984-85 Average Daily Population for detention facilities is recommended at the 1,580 level. Although detention ward population continues to stay above the rated bed capacity of 1,312, the Department has used management actions within the past year to keep the detention population below forecasted levels. It is anticipated that these controls will continue during 1984-85 to hold the population at or below 1,580. The camp population is projected to increase slightly in 1984-85 due to an anticipated increase in camp commitment orders by the Juvenile Court.

The 1984-85 recommended budget maintains current service levels for field investigation and supervision and specialized program service levels throughout the Department. It provides for the cost of Salaries and Employee Benefits increases negotiated with employee bargaining units. In addition, the 1984-85 recommended budget includes savings generated from the Department's Board-approved Early Separation Program.

RECOMMENDED CHANGES FROM
1983-84 ADJUSTED ALLOWANCE

Program Changes

	Appropriation	Revenue	Net County Cost	Bud. Pos.
1	$ 2,604,047	$ --	$ 2,604,047	72.0

Field Services Workload Changes: Reflects projected workload increases in adult investigation, adult and juvenile supervision, juvenile placement and the narcotics testing unit with corresponding increases in clerical support staff.

2	$ 99,388	$ 99,388	$ --	3.0

Work Furlough Program Enhancement: Reflects staffing requirements for 40 additional Work Furlough beds at Mira Loma jail facility obtained in late October, 1983. The additional administrative revenue generated by the 40 beds will offset the Salaries and Employee Benefits costs. This additional revenue is generated from the payments collected from program participants to offset the cost of the program.

3	$ (-216,464)	$ --	$ (-216,464)	(-10.1)

Automated Accounts Receivable System (AARS)/Accounting Systems Technician Position Offsets: Reflects deletion of positions to partially offset the cost of the AARS pilot project anticipated to be implemented department-wide during 1984-85. This pilot program, provided by the Department of Collections, is designed to establish an automated accounts receivable system for probation collections. Costs for the project are to be absorbed from existing resources.

4	$ 91,395	$ --	$ 91,395	2.0

Camp Administration/Staffing Changes: Reflects compliance with the State Welfare and Institutions Code Section 882, which requires that each camp facility be administered by a Superintendent or Director. It also includes realignment of funds for staffing pattern changes in the camp facilities.

5	$ 667,334	$ --	$ 667,334	25.6

Reopening of Lathrop Hall: This reflects funding of permanent staff for the reopening of a 70 bed detention program implemented midyear by the Department to reduce overcrowding. This program will provide beds for Ricardo M. minors detained by order of the Juvenile Court.

6	$ 768,524	$ 410,000	$ 358,524	20.0

Expansion of Juvenile Alternative Work Program: Reflects the expansion of the Juvenile Alternative Work Program from 10 to 20 work crews which consist of court wards who perform routine grounds maintenance, weeding and litter control at various sites throughout the County. This program expansion will be partially offset by revenue generated by a contract between the County and local municipalities at a rate of $225 per day for services performed by these work crews.

7	$ 977,789	$ --	$ 977,789	35.4

New Positions-Detention Post Staffing: Reflects the partial restoration of detention post staffing positions for the County juvenile hall facilities which will provide a more effective level of staff supervision of the wards in detention.

8	$ (-134,881)	$ --	$ (-134,881)	(-15.6)

Various Position Adjustments: Reflects various position adjustments based on current departmental organization.

	Appropriation	Revenue	Net County Cost	Bud. Pos.
9	$ (-378,553)	$ --	$ (-378,553)	--

Board and Care Costs: This reflects projected board, care and clothing costs reductions for suitably placed juveniles who are ineligible for AFDC-BHI reimbursement based on current year trends. This will be partially offset by costs for reimbursement of medical costs for court wards not covered by Medi-Cal, funding for special services provided to handicapped wards, and funding for implementation of new programs anticipated to help reduce the number of juveniles awaiting placement.

Other Changes

1	$ (-73,936)	$ --	$ (-73,936)	(-2.0)

Early Separation Program Savings: Reflects the net savings resulting from the Board-approved early separation of two management positions. This savings is being used to avoid program curtailments.

2	$ 5,567,840	$ --	$ 5,567,840	--

Salaries and Employee Benefits Adjustments: Reflects the cost of 1984-85 Salaries and Employee Benefits increases negotiated with employee bargaining units effective September 1, 1984. A salary increase adjustment for Deputy Probation Officers does not impact the 1984-85 recommended budget as the effective date of this salary adjustment is July 1, 1985. Also includes adjustments based on current expenditure trends and a shift of training relief costs from Services and Supplies to Salaries and Employee Benefits.

3	$ 978,535	$ --	$ 978,535	--

Various Appropriation Adjustments: Primarily reflects increases in vendor costs for food service contracts, increases for communication and telephone utility services, implementation of the Automated Accounts Receivable System Program, increased funding for expansion of the Juvenile Alternative Work Program and adjustment in appropriation for reimbursement of juvenile court wards for work performed around camp facilities. Also includes funding for equipment items based on need.

4	$ --	$ 1,059,720	$(-1,059,720)	--

Revenue Increases: Primarily reflects increases in revenue for the resumption of collections for juvenile detention support costs, State reimbursement for departmental workload for the establishment and collection of restitution for victims of violent crimes, and revenue increases from State subvention of the School Breakfast and Lunch Program resulting from anticipated increases in detention and camp populations.

Total	$ 10,951,018	$ 1,569,108	$ 9,381,910	130.3

PROBATION - MAIN

FUNCTION: PUBLIC PROTECTION | FUND: GENERAL | ACTIVITY: DETENTION & CORRECTION

CLASSIFICATION	EXPENDITURES: ACTUAL PRIOR YEAR 1982-83	EXPENDITURES: ESTIMATED CURRENT YEAR 1983-84	APPROPRIATIONS: ADJUSTED ALLOWANCE 1983-84	APPROPRIATIONS: REQUESTED FISCAL YEAR 1984-85	APPROPRIATIONS: RECOMMENDED FISCAL YEAR 1984-85	APPROPRIATIONS: CHANGE FROM ADJ ALLOWANCE
SAL & EMP BEN	$ 45,733,438	$ 46,959,952	$ 47,350,374	$ 57,193,714	$ 52,671,035	$ 5,320,661
SVCS & SUPPS	7,670,249	9,008,140	8,758,140	10,046,431	9,308,006	549,866
FIXED ASSETS	26,684	65,243	65,243	124,061	68,918	3,675
GROSS APPROP	$ 53,430,371	$ 56,033,335	$ 56,173,757	$ 67,364,206	$ 62,047,959	$ 5,874,202
LESS INT TRF		115,000				
NET APPROP	$ 53,430,371	$ 55,918,335	$ 56,173,757	$ 67,364,206	$ 62,047,959	$ 5,874,202
REVENUE	17,196,551	11,218,898	10,807,957	12,169,408	12,169,408	1,361,451
NET CO COST	$ 36,233,820	$ 44,699,437	$ 45,365,800	$ 55,194,798	$ 49,878,551	$ 4,512,751
BUDG POS	1,380.9		1,377.8	1,541.2	1,445.7	67.9

PROBATION-CARE OF JUV COURT WARDS

FUNCTION: PUBLIC PROTECTION | FUND: GENERAL | ACTIVITY: OTHER PROTECTION

CLASSIFICATION	EXPENDITURES: ACTUAL PRIOR YEAR 1982-83	EXPENDITURES: ESTIMATED CURRENT YEAR 1983-84	APPROPRIATIONS: ADJUSTED ALLOWANCE 1983-84	APPROPRIATIONS: REQUESTED FISCAL YEAR 1984-85	APPROPRIATIONS: RECOMMENDED FISCAL YEAR 1984-85	APPROPRIATIONS: CHANGE FROM ADJ ALLOWANCE
SVCS & SUPPS	$ 33,656	$	$	$	$	$
OTH CHAR/USES	2,180,199	1,890,416	2,221,675	1,843,122	1,843,122	-378,553
FIXED ASSETS	4,007					
GROSS APPROP	$ 2,217,862	$ 1,890,416	$ 2,221,675	$ 1,843,122	$ 1,843,122	$ -378,553
NET APPROP	$ 2,217,862	$ 1,890,416	$ 2,221,675	$ 1,843,122	$ 1,843,122	$ -378,553
REVENUE		268,523	268,523	268,523	268,523	
NET CO COST	$ 2,217,862	$ 1,621,893	$ 1,953,152	$ 1,574,599	$ 1,574,599	$ -378,553

PROBATION-DETENTION FACILITIES

FUNCTION: PUBLIC PROTECTION | FUND: GENERAL | ACTIVITY: DETENTION & CORRECTION

CLASSIFICATION	EXPENDITURES: ACTUAL PRIOR YEAR 1982-83	EXPENDITURES: ESTIMATED CURRENT YEAR 1983-84	APPROPRIATIONS: ADJUSTED ALLOWANCE 1983-84	APPROPRIATIONS: REQUESTED FISCAL YEAR 1984-85	APPROPRIATIONS: RECOMMENDED FISCAL YEAR 1984-85	CHANGE FROM ADJ ALLOWANCE
SAL & EMP BEN	$ 30,988,186	$ 29,016,435	$ 29,257,660	$ 34,023,027	$ 32,667,106	$ 3,409,446
SVCS & SUPPS	5,091,524	4,941,867	4,941,867	5,381,359	5,204,060	262,193
FIXED ASSETS	7,767	4,257	4,257	227,010	188,042	183,785
GROSS APPROP	$ 36,087,477	$ 33,962,559	$ 34,203,784	$ 39,631,396	$ 38,059,208	$ 3,855,424
NET APPROP	$ 36,087,477	$ 33,962,559	$ 34,203,784	$ 39,631,396	$ 38,059,208	$ 3,855,424
REVENUE	1,328,864	2,792,468	2,745,790	3,367,754	3,367,754	621,964
NET CO COST	$ 34,758,613	$ 31,170,091	$ 31,457,994	$ 36,263,642	$ 34,691,454	$ 3,233,460
BUDG POS	1,046.5		1,052.3	1,142.1	1,112.7	60.4

PROBATION-RESIDENTIAL TREATMENT

FUNCTION: PUBLIC PROTECTION | FUND: GENERAL | ACTIVITY: OTHER PROTECTION

CLASSIFICATION	EXPENDITURES: ACTUAL PRIOR YEAR 1982-83	EXPENDITURES: ESTIMATED CURRENT YEAR 1983-84	APPROPRIATIONS: ADJUSTED ALLOWANCE 1983-84	APPROPRIATIONS: REQUESTED FISCAL YEAR 1984-85	APPROPRIATIONS: RECOMMENDED FISCAL YEAR 1984-85	CHANGE FROM ADJ ALLOWANCE
SAL & EMP BEN	$ 24,199,252	$ 26,779,944	$ 27,002,522	$ 29,359,625	$ 28,623,451	$ 1,620,929
SVCS & SUPPS	3,248,593	3,564,457	3,593,169	3,543,464	3,537,247	-55,922
OTH CHAR/USES	58,982	88,713	88,713	88,713	73,264	-15,449
FIXED ASSETS	3,785	26,149	26,149	120,330	29,100	2,951
GROSS APPROP	$ 27,510,612	$ 30,459,263	$ 30,710,553	$ 33,112,132	$ 32,263,062	$ 1,552,509
LESS INT TRF	1,141,579	629,007	650,492	608,579	603,056	-47,436
NET APPROP	$ 26,369,033	$ 29,830,256	$ 30,060,061	$ 32,503,553	$ 31,660,006	$ 1,599,945
REVENUE	1,136,691	4,018,095	4,475,714	4,061,407	4,061,407	-414,307
NET CO COST	$ 25,232,342	$ 25,812,161	$ 25,584,347	$ 28,442,146	$ 27,598,599	$ 2,014,252
BUDG POS	776.0		846.0	871.0	848.0	2.0

PUBLIC ADMINISTRATOR

FUNCTION: PUBLIC PROTECTION | FUND: GENERAL | ACTIVITY: OTHER PROTECTION

CLASSIFICATION	EXPENDITURES: ACTUAL PRIOR YEAR 1982-83	EXPENDITURES: ESTIMATED CURRENT YEAR 1983-84	APPROPRIATIONS: ADJUSTED ALLOWANCE 1983-84	APPROPRIATIONS: REQUESTED FISCAL YEAR 1984-85	APPROPRIATIONS: RECOMMENDED FISCAL YEAR 1984-85	CHANGE FROM ADJ ALLOWANCE
SAL & EMP BEN	$ 6,124,939	$ 6,187,449	$ 6,187,177	$ 6,719,523	$ 6,652,100	$ 464,923
SVCS & SUPPS	648,572	1,050,228	1,834,603	1,943,227	1,977,462	142,859
FIXED ASSETS		7,830	7,830	125,395	11,300	3,470
GROSS APPROP	$ 6,773,511	$ 7,245,507	$ 8,029,610	$ 8,788,145	$ 8,640,862	$ 611,252
LESS INT TRF	2,014,650	1,954,567	2,031,740	1,954,567	2,021,284	-10,456
NET APPROP	$ 4,758,861	$ 5,290,940	$ 5,997,870	$ 6,833,578	$ 6,619,578	$ 621,708
REVENUE	2,563,401	3,298,595	3,939,184	4,774,892	4,560,892	621,708
NET CO COST	$ 2,195,460	$ 1,992,345	$ 2,058,686	$ 2,058,686	$ 2,058,686	$
BUDG POS	217.1		221.6	221.6	221.6	

WORKLOAD

Indicator	1981-82	1982-83	1983-84 Estimated	1984-85 Projected
Number of Investigations:				
Decedent Estates	6,979	6,290	6,359	6,600
Probate Conservatorships	900	750	800	800
LPS Conservatorships	2,586	2,400	2,400	2,400
Number of Active Cases on Hand:				
Decedent Estates	6,000	5,700	5,500	5,400
Probate Conservatorships	1,500	1,500	1,300	1,300
LPS Conservatorships	1,800	1,750	1,750	1,800

DEPARTMENTAL MISSION

The Public Administrator is responsible for administering estates of decedents who resided or had property in the County where no executor, legatee, or heir has sought to administer these estates. As ex-officio Public Guardian, the Public Administrator also serves as Conservator of persons in the County and their estates, who are indigent or gravely disabled by reason of mental illness. In accordance with the County Mental Health Plan, the Public Administrator acts as the County's Conservatorship Investigation Officer.

The Department's performance in the current fiscal year indicates that the Department will incur a savings of $66,341 by year end. This results primarily from efforts to accelerate the processing of Estate Fee revenue for current year services. Interest revenue is underrealized because of a delay in implementing the new Bank Computer Service Program. Intrafund Transfers will be underealized based on partial curtailments of program funding in the Mental Health Department.

For 1984-85, the workload of the Public Administrator-Public Guardian is expected to increase slightly over the 1983-84 experience. Significant revenue increases are estimated as a result of the Public Administrator's efforts with estate processing. The increase in revenue provides for budget recommendations that finance current year service levels, productivity improvements, and 1984-85 Salaries and Employee Benefits increases negotiated with employee bargaining units.

RECOMMENDED CHANGES FROM
1983-84 ADJUSTED ALLOWANCE

Program Changes

	Appropriation	Revenue	Net County Cost	Bud. Pos.
1	$ (-10,456)	$ --	$ (-10,456)	--

LPS Program: This reflects a decrease in service level in 1984-85 based on availability of funding from the Mental Health Department for LPS services.

2	$ 75,000	$ 75,000	$ --	--

Federal Client Management System: This reflects the second year of a Federal grant for the development of a Client Management System which is integrated into the Department's information system.

Other Changes

1	$ 414,023	$ --	$ 414,023	--

Salaries and Employee Benefits: This reflects the cost of 1984-85 Salaries and Employee Benefits increases negotiated with employee bargaining units, effective September 1, 1984. No increases were allowed in 1983-84 and the first two months of 1984-85.

2	$ 27,900	$ --	$ 27,900	--

Management Bonuses: Reflects an available savings pool attributable to productivity improvements that have generated increased revenues and which, pending Board approval, could be used for management bonuses.

3	$ 73,653	$ --	$ 73,653	--

Contracting and Productivity Improvements: This reflects expenditures related to bank contracting and productivity improvements which indirectly relate to revenue earnings.

4	$ --	$ 546,708	$ (-546,708)	--

Revenue Increases: This primarily reflects additional revenue from increases in the number and value of estate processing and administration.

5	$ 41,588	$ --	$ 41,588	--

Miscellaneous Adjustments: This primarily reflects increases in Services and Supplies and Fixed Assets to finance 1984-85 requirements.

Total	$ 621,708	$ 621,708	$ --	--

PUBLIC DEFENDER

FUNCTION: PUBLIC PROTECTION | FUND: GENERAL | ACTIVITY: JUDICIAL

CLASSIFICATION	EXPENDITURES: ACTUAL PRIOR YEAR 1982-83	EXPENDITURES: ESTIMATED CURRENT YEAR 1983-84	APPROPRIATIONS: ADJUSTED ALLOWANCE 1983-84	APPROPRIATIONS: REQUESTED FISCAL YEAR 1984-85	APPROPRIATIONS: RECOMMENDED FISCAL YEAR 1984-85	CHANGE FROM ADJ ALLOWANCE
SAL & EMP BEN	$ 29,548,892	$ 29,783,411	$ 30,033,819	$ 33,223,480	$ 33,889,257	$ 3,855,438
SVCS & SUPPS	1,118,826	1,344,966	1,335,815	1,586,207	1,479,909	144,094
FIXED ASSETS	19,831	4,586	6,952	300,037	77,700	70,748
GROSS APPROP	$ 30,687,549	$ 31,132,963	$ 31,376,586	$ 35,109,724	$ 35,446,866	$ 4,070,280
NET APPROP	$ 30,687,549	$ 31,132,963	$ 31,376,586	$ 35,109,724	$ 35,446,866	$ 4,070,280
REVENUE	454,911	153,090	213,325	1,243,425	239,425	26,100
NET CO COST	$ 30,232,638	$ 30,979,873	$ 31,163,261	$ 33,866,299	$ 35,207,441	$ 4,044,180
BUDG POS	588.3		591.1	596.0	621.6	30.5

WORKLOAD

Indicator	1981-82	1982-83	1983-84 Estimated	1984-85 Projected
Felony Cases	19,341	18,297	17,233	18,297
Preliminary Hearings	27,331	26,171	29,199	29,199
Juvenile Petitions	20,832	10,609	11,511	11,511
Mental Health Cases	7,948	8,540	8,902	8,902
Misdemeanors	176,289	189,521	176,129	189,521

DEPARTMENTAL MISSION

The Public Defender provides legal representation for indigents charged with crimes triable in Superior, Municpal and Justice Courts, and for juveniles in Juvenile Court delinquency proceedings. The Department also represents indigent persons in mental health and conservatorship proceedings in Superior Court, and in certain types of civil proceedings.

In the current fiscal year, the Department will incur a Net County Cost savings of $183,388 by year end. This results primarily from the utilization of attrition by the Department to accomplish a curtailment of $1.6 million and delayed hiring of support staff. These savings are partially offset by an underrealization of revenue.

The 1984-85 workload for the Public Defender is expected to increase slightly over 1983-84. The Public Defender will now be claiming State reimbursement for SB 90-Mentally Disturbed Sex Offender cases. The budget recommendations restore a $1.6 million salary curtailment approved by the Board during the 1983-84 Budget deliberations and will provide for an increase in service levels. In addition, the recommendations provide staff for the new Long Beach Court and financing for positions at the recently opened San Fernando Courthouse.

RECOMMENDED CHANGES FROM
1983-84 ADJUSTED ALLOWANCE

Program Changes

	Appropriation	Revenue	Net County Cost	Bud. Pos.
1	$ 1,623,530	$ --	$ 1,623,530	27.0

Attorney Staffing: This reflects restoration of a $1.6 million curtailment approved by the Board during 1983-84 Budget deliberations. The restoration of this curtailment is recommended to reduce unavailability costs in the Mandatory Court Expense Budget. An offsetting reduction in the Mandatory Court Expense Budget is also recommended.

2	$ 159,910	$ --	$ 159,910	3.5

San Fernando/Long Beach Staff: This reflects funding to provide supervisory staffing at the recently opened San Fernando Court Branch Office and 1.0 position for the Long Beach Municipal Court.

Other Changes

1	$ 2,071,998	$ --	$ 2,071,998	--

Salaries and Employee Benefits Adjustments: This reflects the cost of 1984-85 Salaries and Employee Benefits increases negotiated with employee bargaining units, effective September 1, 1984 and attorney Salaries and Employee Benefits increases which have been estimated since they are still negotiating a settlement with the County.

2	$ 147,359	$ 26,100	$ 121,259	--

Miscellaneous Adjustments: Reflects various Services and Supplies adjustments based on current and projected expenditure trends. In addition, increased funding is provided in data processing for continued development of the attorney-client index, a paralegal contract study and increased funding for the correction of safety hazards. This also includes additional State SB 90 revenues to help offset the cost of Mentally Disturbed Sex Offender cases.

3	$ 67,483	$ --	$ 67,483	--

Technology Package: This reflects funding of a technological package to initiate automation for a number of functions in the Public Defender's Office.

Total	$ 4,070,280	$ 26,100	$ 4,044,180	30.5

PUBLIC LIBRARY

FUNCTION: EDUCATION | FUND: PUBLIC LIBRARY | ACTIVITY: LIBRARY SERVICES

CLASSIFICATION	EXPENDITURES: ACTUAL PRIOR YEAR 1982-83	EXPENDITURES: ESTIMATED CURRENT YEAR 1983-84	APPROPRIATIONS: ADJUSTED ALLOWANCE 1983-84	APPROPRIATIONS: REQUESTED FISCAL YEAR 1984-85	APPROPRIATIONS: RECOMMENDED FISCAL YEAR 1984-85	CHANGE FROM ADJ ALLOWANCE
REQUIREMENTS						
APPROPRIATIONS						
SAL & EMP BEN	$ 17,750,241	$ 17,573,040	$ 18,273,040	$ 19,578,753	$ 19,578,753	$ 1,305,713
SVCS & SUPPS	11,025,429	13,091,147	14,620,147	17,809,973	17,559,973	2,939,826
OTH CHAR/USES	261					
FIXED ASSETS	349,467	2,074,137	2,774,137	776,403	1,126,403	-1,647,734
GROSS APPROP	$ 29,125,398	$ 32,738,324	$ 35,667,324	$ 38,165,129	$ 38,265,129	$ 2,597,805
LESS INT TRF	515,127	312,960	312,960			-312,960
NET APPROP	$ 28,610,271	$ 32,425,364	$ 35,354,364	$ 38,165,129	$ 38,265,129	$ 2,910,765
RESERVES						
GEN RESERVES			410,000	410,000	410,000	
OTHER RESERVE	45,109					
RES FOR ENCUM	525,345					
EST DELINQ			893,919	961,522	834,866	-59,053
TOT RESERVES	$ 570,454	$	$ 1,303,919	$ 1,371,522	$ 1,244,866	$ -59,053
TOT REQMTS	$ 29,180,725	$ 32,425,364	$ 36,658,283	$ 39,536,651	$ 39,509,995	$ 2,851,712
AVAILABLE FUNDS						
SURPLUS	$ 3,826,031	$ 3,967,406	$ 3,967,406	$ 3,982,620	$ 4,260,159	$ 292,753
REVENUE	2,780,793	4,816,760	4,060,706	4,736,030	3,784,771	-275,935
AUGMENTATION	14,815,981	15,542,863	16,159,895	16,926,177	16,911,800	751,905
TAX LEVY	11,725,326	12,358,494	12,470,276	13,891,824	14,553,265	2,082,989
TOT AVAIL FDS	$ 33,148,131	$ 36,685,523	$ 36,658,283	$ 39,536,651	$ 39,509,995	$ 2,851,712
BUDG. POS.	805.2		775.2	783.4	783.4	8.2

WORKLOAD

Indicator	1981-82	1982-83	1983-84 Estimated	1984-85 Projected
Library Book Circulation	9,529,925	9,897,963	10,023,060	10,441,022
Audio-Visual Circulation	549,366	609,701	686,328	857,096
Registered Borrowers	887,785	868,205	877,717	887,372

DEPARTMENTAL MISSION

The County Public Library is a free library system established in accordance with the Education Code. In addition to the unincorporated areas, the Public Library system serves 47 of the 83 incorporated cities in Los Angeles County. Library services are provided through 91 branch libraries, six bookmobiles and nine County Institutions (i.e. Sheriff and Health Services).

The Department's performance in the current fiscal year indicates that budgetary provisions are sufficient for providing Board-approved service levels. Operational improvements initiated by the Department such as contracting of custodial services, consolidation and relocation of system-wide operations from the Hall of Records to a more efficient facility, and use of smaller fuel efficient bookmobiles are examples of ongoing efforts to improve productivity and reduce costs to remain within budget.

The Public Library's 1984-85 workload is expected to increase over 1983-84 estimated levels. Sufficient Revenue, Augmentation Fund, and Tax Levy increases are projected to offset negotiated 1984-85 Salaries and Employee Benefits increases, limited restoration of prior year curtailments, and opening of new library facilities. Changes in funding requirements and service levels necessary to finance high priority programs are described in the following:

RECOMMENDED CHANGES FROM 1983-84 ADJUSTED ALLOWANCE

Program Changes

	Requirements	Available Funds	Bud. Pos.
1	$ 93,357	$ --	4.0

Opening of New Libraries: This reflects opening of new libraries in La Verne and Walnut which replace smaller leased facilities.

2	$ 37,349	$ --	--

Facilities Maintenance: This represents additional facilities maintenance requirements due to age of existing library structures. The Department will delete other positions to offset this addition.

3	$ 24,926	$ --	--

Partial Restoration of Prior Year Curtailments: This reflects partial restoration of prior year curtailments. Additional Librarian positions offset by deletion of other funded positions is recommended to reopen a few libraries on Mondays.

4	$ 93,219	$ 93,219	4.2

Increased Library Services: This represents reopening of five libraries on Mondays. The Department will utilize SB 358 funding to offset this increased service level.

Other Changes

1	$ 1,056,862	$ --	--

Salaries and Employee Benefits Adjustments: This reflects the cost of 1984-85 Salaries and Employee Benefits increases negotiated with employee bargaining units, effective September 1, 1984. Increases were not allowed in 1983-84 and the first two months of 1984-85.

2	$ --	$ --	--

Early Separation Plan: Reflects savings from the Board approved early separation of one management position. Pending further Board determination, savings were reserved to fund management incentives.

3	$ 2,939,826	$ --	--

Services and Supplies: This reflects inflationary cost increases for library materials and utilities. Additional funding of $1,000,000 is included for an automated circulation system which will increase productivity in the near future. This is the second year of the program estimated to cost $5,000,000 when completed. Also included is $1,090,000 for a telecommunications system required for the new Library headquarters. The Library Department is currently using Rancho Los Amigos Hospital communications which creates a system overload.

	Requirements	Available Funds	Bud. Pos.
4	$ (-1,500,000)	$ --	--

Fixed Assets - Structures: This reflects 1984-85 construction financing requirements. Consultant and architectural plans funding is included for construction of a library in the City of San Fernando.

5	$ (-147,734)	$ --	--

Fixed Assets - Equipment: Reflects decreased equipment requirements for 1984-85.

6	$ 312,960	$ --	--

Intrafund Transfers Decrease: Reflects transfer of this account to Revenue.

7	$ (-59,053)	$ --	--

Estimated Tax Delinquency Adjustment: Reflects estimated decrease of delinquency requirements.

8	$ --	$ 2,758,493	--

Financing Elements: Reflects anticipated surplus, tax levy and Augmentation Fund increases partially offset by elimination of State subvention for Business Inventory Exemption.

TOTAL	$ 2,851,712	$ 2,851,712	8.2

PUBLIC SOCIAL SERVICES SUMMARY

	ACTUAL PRIOR YEAR 1982-83	ESTIMATED CURRENT YEAR 1983-84	ADJUSTED ALLOWANCE 1983-84	REQUESTED FISCAL YEAR 1984-85	RECOMMENDED FISCAL YEAR 1984-85	CHANGE FROM ADJ ALLOWANCE
SAL & EMP BEN	$ 256,629,095	$ 253,675,078	$ 256,381,727	$ 280,596,994	$ 268,874,502	$ 12,492,775
SVCS & SUPPS	58,442,832	66,289,946	74,965,820	75,869,019	72,050,564	-2,915,256
OTH CHAR/USES	1,184,898,272	1,281,012,523	1,247,347,068	1,416,117,656	1,332,789,881	85,442,813
FIXED ASSETS	212,008	193,363	244,701	1,067,215	715,105	470,404
GROSS APPROP	$ 1,500,182,207	$ 1,601,170,910	$ 1,578,939,316	$ 1,773,650,884	$ 1,674,430,052	$ 95,490,736
LESS INT TRF	1,851,791	2,165,655	2,165,655	2,841,689	2,584,532	418,877
NET APPROP	$ 1,498,330,416	$ 1,599,005,255	$ 1,576,773,661	$ 1,770,809,195	$ 1,671,845,520	$ 95,071,859
REVENUE	1,289,462,718	1,393,206,670	1,368,826,794	1,543,382,674	1,427,582,783	58,755,989
NET CO COST	$ 208,867,698	$ 205,798,585	$ 207,946,867	$ 227,426,521	$ 244,262,737	$ 36,315,870
BUDG POS	10,106.8		9,549.7	9,946.0	9,499.3	-50.4

WORKLOAD

Indicator	1981-82	1982-83	1983-84 Estimated	1984-85 Projected
Cash Grants Assistance (Average Number of Persons Receiving Assistance Monthly)				
Aid To Families with Dependent Children:				
Family Groups	463,605	464,550	480,099	480,823
Unemployed Parents	93,417	100,464	96,325	88,986
Foster Care	9,472	9,000	8,741	9,680
Indigent Aid - General Relief	23,471	33,741	26,280	36,651
Refugee Resettlement Program	13,786	3,305	2,059	1,943
Adult Supplemental Program	27	34	38	--
Total Average Persons Receiving Cash Assistance	603,778	611,094	613,542	618,083
Non-Cash Assistance (Average Number of Persons Receiving Assistance Monthly)				
Food Stamps	123,647	123,469	119,775	98,564
Medi-Cal	191,518	154,105	98,961	98,571
Food Stamps/Medi-Cal Merged	--	14,064	19,403	19,707
Homemaker Chore	36,618	40,318	39,922	41,051
Total Average Persons Receiving Noncash Assistance	351,783	331,956	278,061	257,893
GRAND TOTAL PERSONS RECEIVING ASSISTANCE	955,561	943,050	891,603	875,976

DEPARTMENTAL MISSION

The Department of Public Social Services is responsible for the administration of Federal/State public assistance programs. This includes providing financial assistance, Medi-Cal, Food Stamp certifications, adult and child protection, information and referral services, and rehabilitation and employment training to needy persons. Additional services provided include placement of nondelinquent children at MacLaren Hall

and services to neglected children in foster care. The Department also inspects and licenses foster care homes as an agent of the State. This Department also administers the County's General Relief program. The employees and support staff necessary to implement these programs are included in the administration budget.

Public Social Services - Aids

The 1984-85 Aids recommended budget includes:

-- A 2% cost-of-living increase for recipients in the appropriate aid categories pursuant to the Governor's Budget.

-- General Relief recommended expenditures presented do not reflect a cost-of-living increase.

-- Significant variations in caseload for the following aid categories:

- Aid to Families with Dependent Children (AFDC) is recommended to increase $4.3 million (7.3%) above the 1983-84 allowance due primarily to the increased number of single-parent families eligible for benefits.

- Refugee Resettlement is estimated to decrease 20.8% from the 1983-84 allowance due to the 18 month time expiration of a large portion of the caseload. Thereafter, AFDC non-eligible refugees and entrants may be aided as General Relief recipients (100% Federally subvened) for another 18 months if they meet the General Relief requirements.

- General Relief is anticipated to increase $22.8 million (37.1%) above the 1983-84 allowance as the aid category now reflects the full year impact of the transfer of the majority of eligible, employable cases back to DPSS management. The intent is to stabilize management of this caseload while continuing to use the County Enployment and Training Program as a resource for training recipients and reducing aid dependency.

The Aid categories have been conservatively forecast incorporating recommendations in the Governor's Budget and an upswing in the economy in the final two quarters of 1984-85. Any apparent deviations from the basic premises of the forecast will require further refinements in the final recommendations to the Board of Supervisors.

Public Social Services - Administration

The Department's current fiscal year performance indicates that budgetary provisions will be exceeded by approximately $0.7 million. The overexpenditure is the result of the mid-year Board-ordered retention of the General Relief employable recipients in the Department to facilitate the stabilization of the County Employment and Training Program.

The 1984-85 workload for the Department is expected to decrease slightly from the 1983-84 experience. The budget recommendations include savings from contracting and productivity improvements, a significant enhancement of the Childrens' Services program, and require the Department to absorb inflationary costs in routine operating expenditures. The changes in funding requirements and service levels necessary to adequately finance program modifications and to absorb inflationary costs are described in the following:

RECOMMENDED CHANGES FROM
1983-84 ADJUSTED ALLOWANCE

Program Changes

	Appropriation	Revenue	Net County Cost	Bud. Pos.
1	$ 108,668	$ 148,162	$ (-39,494)	4.0

Food Stamp Video Project: This represents additional positions required for a Federally funded grant to pilot video presentations of Food Stamp responsibilities in district offices.

2	$ 1,019,098	$ 757,767	$ 261,331	25.0

Contract Division: This reflects the additional staff required to achieve the contracting goals established by the Board. It provides specialized staff for the centralized control of contract development, administration and monitoring. It additionally assures timely completion of current development efforts and the viability of an ongoing contracting program. These additional costs are offset by productivity improvements and anticipated contract savings.

	Appropriation	Revenue	Net County Cost	Bud. Pos.
3	$ (-11,920,397)	$(-7,002,510)	$(-4,917,887)	(-378.8)

Various Welfare Program Changes: This represents the position reductions and resulting revenue reimbursement changes associated with the 1984-85 operational requirements of the Department.

4	$ 3,844,275	$(-2,285,756)	$ 6,130,031	163.5

General Relief Program Change: This represents the full year impact of the retention of eligible, employable recipients in this welfare caseload. The intent is to utilize, to the fullest extent possible, the County Employment and Training Program as a viable resource to mitigate the recipients' continued dependence on public assistance, while checking caseload growth through improved management.

5	$ 6,973,447	$ 2,342,515	$ 4,630,932	220.0

Children's Services Program: This reflects an addition of 220.0 permanent positions (163.4 Children's Services Workers and Supervisors and 56.6 clerical support staff) above the 1983-84 budget allowance for the Children's Services Program.

Other Changes

1	$ 11,046,868	$ 8,214,075	$ 2,832,793	--

Salaries and Employee Benefits Adjustments: This reflects the cost of 1984-85 Salaries and Employee Benefits increases negotiated with employee bargaining units, effective September 1, 1984. No increases were allowed in 1983-84 and the first two months of 1984-85. Financing this additional expense within available dollars, will require increases in contracting out and productivity improvements and, where necessary, program curtailments as detailed elsewhere in the recommendation.

2	$ (-584,438)	$ (-434,568)	$ (-149,870)	(-26.5)

Productivity Improvements: This reflects the savings generated from the ongoing efforts of work measurement within the Department.

3	$ (-776,386)	$ (-577,294)	$ (-199,092)	(-57.6)

Contracting and Automation Savings: Through the Department's increased efforts in automation and contracting, a continued reduction in staffing requirements has been achieved.

Total	$ 9,711,135	$ 1,162,391	$ 8,548,744	(-50.4)

PUBLIC SOCIAL SERVICES ADMIN.

FUNCTION: PUBLIC ASSISTANCE | FUND: GENERAL | ACTIVITY: ADMINISTRATION

CLASSIFICATION	EXPENDITURES: ACTUAL PRIOR YEAR 1982-83	EXPENDITURES: ESTIMATED CURRENT YEAR 1983-84	APPROPRIATIONS: ADJUSTED ALLOWANCE 1983-84	APPROPRIATIONS: REQUESTED FISCAL YEAR 1984-85	APPROPRIATIONS: RECOMMENDED FISCAL YEAR 1984-85	APPROPRIATIONS: CHANGE FROM ADJ ALLOWANCE
SAL & EMP BEN	$ 256,629,095	$ 253,675,078	$ 256,381,727	$ 280,596,994	$ 268,874,502	$ 12,492,775
SVCS & SUPPS	58,435,859	66,289,946	74,965,820	75,869,019	72,050,564	-2,915,256
OTH CHAR/USES	1,332,918	2,419,688	2,788,326	2,870,415	2,870,415	82,089
FIXED ASSETS	212,008	193,363	244,701	1,067,215	715,105	470,404
GROSS APPROP	$ 316,609,880	$ 322,578,075	$ 334,380,574	$ 360,403,643	$ 344,510,586	$ 10,130,012
LESS INT TRF	2,091,248	2,165,655	2,165,655	2,841,689	2,584,532	418,877
NET APPROP	$ 314,518,632	$ 320,412,420	$ 332,214,919	$ 357,561,954	$ 341,926,054	$ 9,711,135
REVENUE	236,611,330	234,551,766	247,023,657	259,664,404	248,186,048	1,162,391
NET CO COST	$ 77,907,302	$ 85,860,654	$ 85,191,262	$ 97,897,550	$ 93,740,006	$ 8,548,744
BUDG POS	10,106.8		9,549.7	9,946.0	9,499.3	-50.4

PUBLIC SOCIAL SERVICES AIDS SUMMARY

	ACTUAL PRIOR YEAR 1982-83	ESTIMATED CURRENT YEAR 1983-84	ADJUSTED ALLOWANCE 1983-84	REQUESTED FISCAL YEAR 1984-85	RECOMMENDED FISCAL YEAR 1984-85	CHANGE FROM ADJ ALLOWANCE
SVCS & SUPPS	$ 6,973	$	$	$	$	$
OTH CHAR/USES	1,183,565,354	1,278,592,835	1,244,558,742	1,413,247,241	1,329,919,466	85,360,724
GROSS APPROP	$ 1,183,572,327	$ 1,278,592,835	$ 1,244,558,742	$ 1,413,247,241	$ 1,329,919,466	$ 85,360,724
LESS INT TRF	-239,457					
NET APPROP	$ 1,183,811,784	$ 1,278,592,835	$ 1,244,558,742	$ 1,413,247,241	$ 1,329,919,466	$ 85,360,724
REVENUE	1,052,851,388	1,158,654,904	1,121,803,137	1,283,718,270	1,179,396,735	57,593,598
NET CO COST	$ 130,960,396	$ 119,937,931	$ 122,755,605	$ 129,528,971	$ 150,522,731	$ 27,767,126

PSS-ADULT SUPPLEMENTAL PAYMENTS

FUNCTION: PUBLIC ASSISTANCE | FUND: GENERAL | ACTIVITY: AID PROGRAMS

CLASSIFICATION	EXPENDITURES: ACTUAL PRIOR YEAR 1982-83	EXPENDITURES: ESTIMATED CURRENT YEAR 1983-84	APPROPRIATIONS: ADJUSTED ALLOWANCE 1983-84	APPROPRIATIONS: REQUESTED FISCAL YEAR 1984-85	APPROPRIATIONS: RECOMMENDED FISCAL YEAR 1984-85	APPROPRIATIONS: CHANGE FROM ADJ ALLOWANCE
OTH CHAR/USES	$ 149,893	$ 177,587	$ 129,689	$ 189,939	$	$ -129,689
GROSS APPROP	$ 149,893	$ 177,587	$ 129,689	$ 189,939	$	$ -129,689
NET APPROP	$ 149,893	$ 177,587	$ 129,689	$ 189,939	$	$ -129,689
REVENUE	25,795	177,587	129,689	189,939		-129,689
NET CO COST	$ 124,098	$	$	$	$	$

PSS-AID TO FAMILIES WITH DEPENDENT CHLIDREN

FUNCTION: PUBLIC ASSISTANCE | FUND: GENERAL | ACTIVITY: AID PROGRAMS

CLASSIFICATION	EXPENDITURES: ACTUAL PRIOR YEAR 1982-83	EXPENDITURES: ESTIMATED CURRENT YEAR 1983-84	APPROPRIATIONS: ADJUSTED ALLOWANCE 1983-84	APPROPRIATIONS: REQUESTED FISCAL YEAR 1984-85	APPROPRIATIONS: RECOMMENDED FISCAL YEAR 1984-85	APPROPRIATIONS: CHANGE FROM ADJ ALLOWANCE
OTH CHAR/USES	$ 1,100,635,696	$ 1,210,882,735	$ 1,169,234,147	$ 1,344,186,458	$ 1,234,091,090	$ 64,856,943
GROSS APPROP	$ 1,100,635,696	$ 1,210,882,735	$ 1,169,234,147	$ 1,344,186,458	$ 1,234,091,090	$ 64,856,943
LESS INT TRF	-239,457					
NET APPROP	$ 1,100,875,153	$ 1,210,882,735	$ 1,169,234,147	$ 1,344,186,458	$ 1,234,091,090	$ 64,856,943
REVENUE	1,040,001,639	1,147,955,095	1,109,340,054	1,273,994,265	1,169,853,104	60,513,050
NET CO COST	$ 60,873,514	$ 62,927,640	$ 59,894,093	$ 70,192,193	$ 64,237,986	$ 4,343,893

PSS-INDIGENT AID

FUNCTION: PUBLIC ASSISTANCE | FUND: GENERAL | ACTIVITY: GENERAL RELIEF

CLASSIFICATION	EXPENDITURES: ACTUAL PRIOR YEAR 1982-83	EXPENDITURES: ESTIMATED CURRENT YEAR 1983-84	APPROPRIATIONS: ADJUSTED ALLOWANCE 1983-84	APPROPRIATIONS: REQUESTED FISCAL YEAR 1984-85	APPROPRIATIONS: RECOMMENDED FISCAL YEAR 1984-85	APPROPRIATIONS: CHANGE FROM ADJ ALLOWANCE
SVCS & SUPPS	$ 2,674	$	$	$	$	$
OTH CHAR/USES	72,543,950	60,276,578	66,136,949	60,174,149	87,771,292	21,634,343
GROSS APPROP	$ 72,546,624	$ 60,276,578	$ 66,136,949	$ 60,174,149	$ 87,771,292	$ 21,634,343
NET APPROP	$ 72,546,624	$ 60,276,578	$ 66,136,949	$ 60,174,149	$ 87,771,292	$ 21,634,343
REVENUE	3,386,191	4,192,134	4,639,057	3,107,327	3,451,838	-1,187,219
NET CO COST	$ 69,160,433	$ 56,084,444	$ 61,497,892	$ 57,066,822	$ 84,319,454	$ 22,821,562

PSS-IN HOME SUPPORTIVE SERVICES

FUNCTION: PUBLIC ASSISTANCE | FUND: GENERAL | ACTIVITY: AID PROGRAMS

CLASSIFICATION	EXPENDITURES: ACTUAL PRIOR YEAR 1982-83	EXPENDITURES: ESTIMATED CURRENT YEAR 1983-84	APPROPRIATIONS: ADJUSTED ALLOWANCE 1983-84	APPROPRIATIONS: REQUESTED FISCAL YEAR 1984-85	APPROPRIATIONS: RECOMMENDED FISCAL YEAR 1984-85	APPROPRIATIONS: CHANGE FROM ADJ ALLOWANCE
OTH CHAR/USES	$ -20,816	$ 925,847	$ 1,363,620	$ 2,269,956	$ 1,965,291	$ 601,671
GROSS APPROP	$ -20,816	$ 925,847	$ 1,363,620	$ 2,269,956	$ 1,965,291	$ 601,671
NET APPROP	$ -20,816	$ 925,847	$ 1,363,620	$ 2,269,956	$ 1,965,291	$ 601,671
NET CO COST	$ -20,816	$ 925,847	$ 1,363,620	$ 2,269,956	$ 1,965,291	$ 601,671

PSS-REFUGEE RESETTLEMENT PROGRAM

FUNCTION: PUBLIC ASSISTANCE | FUND: GENERAL | ACTIVITY: AID PROGRAMS

CLASSIFICATION	EXPENDITURES: ACTUAL PRIOR YEAR 1982-83	EXPENDITURES: ESTIMATED CURRENT YEAR 1983-84	APPROPRIATIONS: ADJUSTED ALLOWANCE 1983-84	APPROPRIATIONS: REQUESTED FISCAL YEAR 1984-85	APPROPRIATIONS: RECOMMENDED FISCAL YEAR 1984-85	APPROPRIATIONS: CHANGE FROM ADJ ALLOWANCE
SVCS & SUPPS	$ 4,299	$	$	$	$	$
OTH CHAR/USES	10,256,631	6,330,088	7,694,337	6,426,739	6,091,793	-1,602,544
GROSS APPROP	$ 10,260,930	$ 6,330,088	$ 7,694,337	$ 6,426,739	$ 6,091,793	$ -1,602,544
NET APPROP	$ 10,260,930	$ 6,330,088	$ 7,694,337	$ 6,426,739	$ 6,091,793	$ -1,602,544
REVENUE	9,437,763	6,330,088	7,694,337	6,426,739	6,091,793	-1,602,544
NET CO COST	$ 823,167	$	$	$	$	$

PURCHASING & STORES

FUNCTION: GENERAL | FUND: GENERAL | ACTIVITY: FINANCE

CLASSIFICATION	EXPENDITURES ACTUAL PRIOR YEAR 1982-83	EXPENDITURES ESTIMATED CURRENT YEAR 1983-84	APPROPRIATIONS ADJUSTED ALLOWANCE 1983-84	APPROPRIATIONS REQUESTED FISCAL YEAR 1984-85	APPROPRIATIONS RECOMMENDED FISCAL YEAR 1984-85	APPROPRIATIONS CHANGE FROM ADJ ALLOWANCE
SAL & EMP BEN	$ 7,549,721	$ 7,685,887	$ 7,806,648	$ 8,892,319	$ 8,337,923	$ 531,275
SVCS & SUPPS	2,734,514	2,838,475	2,854,475	2,964,125	2,713,158	-141,317
FIXED ASSETS	46,725	199,000	183,000	331,850	260,720	77,720
GROSS APPROP	$ 10,330,960	$ 10,723,362	$ 10,844,123	$ 12,188,294	$ 11,311,801	$ 467,678
LESS INT TRF	3,058,831	4,391,996	4,391,996	4,823,033	4,359,699	-32,297
NET APPROP	$ 7,272,129	$ 6,331,366	$ 6,452,127	$ 7,365,261	$ 6,952,102	$ 499,975
REVENUE	1,108,831	4,216,642	4,216,642	4,716,617	4,716,617	499,975
NET CO COST	$ 6,163,298	$ 2,114,724	$ 2,235,485	$ 2,648,644	$ 2,235,485	$
BUDG POS	288.0		281.0	294.0	285.0	4.0

WORKLOAD

Indicator	1981-82	1982-83	1983-84 Estimated	1984-85 Projected
Purchase Orders Processed	134,562	134,390	138,700	140,000
Impressions Printed (millions)	255,462	257,059	260,000	260,000

DEPARTMENTAL MISSION

The Purchasing and Stores Department acquires, stores and distributes equipment and supplies for County departments and Special Districts, as well as, provides for the disposition of surplus equipment and materials. In addition, the Department provides printing, duplicating and binding services for County departments and Special Districts.

The Department's performance in the current fiscal year indicates a Net County Cost savings of $120,761 by year end. This results primarily from maintaining vacancies, recruitment delays and filling vacancies with temporary employees. Further, the Department has successfully met the Board's 1/4% curtailment in Services and Supplies expenditures through effective purchasing policies.

The recommended budget for 1984-85 has been achieved by the Department's ability to absorb Salaries and Employee Benefits increases and an increase in purchasing and store issue fees to their appropriate level based on current fiscal year service levels. Purchasing and Stores projects a slight increase in purchase orders and store issues over current fiscal year. Although the Department anticipates the printing workload to remain constant, the recommended funding levels for user departments has been reduced.

RECOMMENDED CHANGES FROM
1983-84 ADJUSTED ALLOWANCE

Program Changes

	Appropriation	Revenue	Net County Cost	Bud. Pos.
1	$ 75,179	$ --	$ 75,179	4.0

Data Entry Unit: Four Data Entry positions are transferred from the Data Processing Department. The transfer of this function to Purchasing and Stores will provide the Department with the necessary control over data entry functions. Increased productivity will be realized by more effective control over input quality and meeting deadlines.

2	$ 224,519	$ (-38,875)	$ 263,394	--

Printing Services: Recommended funding levels for departments utilizing printing services reflects a decrease in user needs. Decreases in Revenue and Intrafund Transfers are partially offset by a reduction in Services and Supplies due to the decreased need to provide printing and paper supplies.

Other Changes

1	$ 425,407	$ --	$ 425,407	--

Salaries and Employee Benefits Adjustments: This reflects the cost of 1984-85 Salaries and Employee Benefits increases negotiated with employee bargaining units, effective September 1, 1984. No increases were allowed in 1983-84 or the first two months of 1984-85.

2	$ (-54,300)	$ 687,163	$ (-741,463)	--

Reimbursable Expenses: Reflects full cost recovery for purchasing and warehouse services rendered to appropriate County departments, Special Districts and Enterprise Funds.

3	$ (-170,830)	$ (-148,313)	$ (-22,517)	--

Miscellaneous Adjustments: This reflects increases in cash discounts for inventory items, services provided to other County departments, and adjustments for personnel reclasses and bonuses. It also reflects decreases in the sale of surplus property and salvage, and in Services and Supplies due to continued responsible fiscal management.

Total	$ 499,975	$ 499,975	$ --	4.0

REGIONAL PLANNING

FUNCTION: PUBLIC PROTECTION | FUND: GENERAL | ACTIVITY: OTHER PROTECTION

CLASSIFICATION	EXPENDITURES: ACTUAL PRIOR YEAR 1982-83	EXPENDITURES: ESTIMATED CURRENT YEAR 1983-84	APPROPRIATIONS: ADJUSTED ALLOWANCE 1983-84	APPROPRIATIONS: REQUESTED FISCAL YEAR 1984-85	APPROPRIATIONS: RECOMMENDED FISCAL YEAR 1984-85	APPROPRIATIONS: CHANGE FROM ADJ ALLOWANCE
SAL & EMP BEN	$ 5,958,271	$ 5,876,779	$ 5,680,559	$ 5,455,912	$ 6,041,423	$ 360,864
SVCS & SUPPS	1,175,009	1,197,242	1,317,242	1,490,297	1,429,383	112,141
FIXED ASSETS	490	16,000	16,000	27,000	21,600	5,600
GROSS APPROP	$ 7,133,770	$ 7,090,021	$ 7,013,801	$ 6,973,209	$ 7,492,406	$ 478,605
LESS INT TRF	28,991	50,000	20,000	95,000	62,500	42,500
NET APPROP	$ 7,104,779	$ 7,040,021	$ 6,993,801	$ 6,878,209	$ 7,429,906	$ 436,105
REVENUE	1,806,596	2,092,000	2,189,745	2,074,153	2,226,750	37,005
NET CO COST	$ 5,298,183	$ 4,948,021	$ 4,804,056	$ 4,804,056	$ 5,203,156	$ 399,100
BUDG POS	175.0		165.0	144.5	164.0	-1.0

WORKLOAD

Indicator	1981-82	1982-83	1983-84 Estimated	1984-85 Projected
Certificate of Compliance	2,896	1,814	2,202	2,411
Zone Changes	73	67	103	100
Tracts and Parcel Maps	886	541	550	600

DEPARTMENTAL MISSION

The Regional Planning Department establishes and maintains a continuing comprehensive long range process for the physical, social, and economic development of the County; prepares and maintains area and community plans and administers the County's subdivision and zoning ordinances; develops and maintains a base of information on conditions in the County; and develops programs to encourage effectuation of the County's General Plan.

The Department's performance in the current year indicates that the Department will incur a Net County Cost deficit of $143,965 by year end. This results primarily from an increased workload due to the upswing of the building industry. In addition, revenue will be underrealized due to maintenance of existing Zoning and Subdivision Permit Filing Fees. Overrealization of subdivison revenue, due to increased industry activity, will partially offset underrealization of other revenues.

For 1984-85, the workload is expected to increase over the 1983-84 experience. Revenue increases of $318,000 are projected primarily due to the anticipation that permit filing fee increases will be approved. The budget recommendations include a deletion of 8.0 positions due to the completion of grant programs, and an addition of 2.0 positions to continue a midyear approved Circuit Rider Program. Also included is the elimination of 1.0 position, representing the Department's Early Separation Program, and the addition of 6.0 positions to provide special identifiable needs, including infrastructure planning, map restorations, and permit processing improvement.

RECOMMENDED CHANGES FROM
1983-84 ADJUSTED ALLOWANCE

Program Changes

	Appropriation	Revenue	Net County Cost	Bud. Pos.
1	$ (-365,748)	$ (-365,748)	$ --	(-8.0)

Grant Programs: This reflects the completion of various grant contracts and phases, including Rapid Transit District for $95,000, Long Beach Rail Study for $100,000, Airport Noise Control and Land Use Compatability for $60,000, Local Coastal Plan for $75,000 and other reduced grant contract levels in 1984-85.

2	$ --	$ --	$ --	2.0

Circuit Rider Program: Reflects the addition of 1 planner and 1 clerk to provide branch offices in various supervisorial districts with zoning information. This program primarily addresses the need identified in 1983-84 to coordinate the interpretation of zoning requirements between County Engineer-Facilities and the Regional Planning Department.

3	$ 200,000	$ --	$ 200,000	2.0

Infrastructure Facility Capacity Operational Plan: This reflects the addition of 2.0 positions and a consultant to develop plans and pursue new and innovative methods for financing and maintaining a County infrastructure facility operational plan.

4	$ 100,000	$ --	$ 100,000	2.0

Development Permit Process - District Offices: This reflects the addition of 2.0 positions and a consultant to examine effective ways to meet processing time constraints and improve productivity and enhance service to the public at the District Offices.

5	$ 60,000	$ --	$ 60,000	2.0

Reconstruction of Base Maps: This reflects the addition of 2.0 positions to revise and update base maps that are in a state of deterioration. These maps show physical features of the County including public facilities, roads, and house numbering.

6	$ --	$ --	$ --	(-1.0)

Early Separation Plan: Reflects savings from Board-approved early separation of one management position. Pending further Board determination, savings will be reserved for program expansion. The elimination of the position will result in the Department consolidating sections within the Subdivision Branch.

Other Changes

1	$ 399,028	$ --	$ 399,028	--

Salaries and Employee Benefits Adjustment: This reflects the cost of 1984-85 Salaries and Employee Benefits increases negotiated with employee bargaining units, effective September 1, 1984. No increases were allowed in 1983-84 and the first two months of 1984-85. Financing this additional expense may require approval of permit fee increases or some curtailment in other program areas during the year, if fee increases are not approved.

2	$ --	$ 317,546	$ (-317,546)	--

Zoning and Subdivision Fees Increases: Reflects revenue increase based on the anticipation of a zoning and subdivision fee schedule increase approved by the Board. Moderate fee adjustments will assist in offsetting zoning and subdivison permit processing, enforcement and assessment related activity costs.

3	$ --	$ 70,000	$ (-70,000)	--

Final Tract Map Permits: Reflects revenue for services provided in the processing of final tract map permits.

	Appropriation	Revenue	Net County Cost	Bud. Pos.
4	$ --	$ 15,207	$ (-15,207)	--

Other Revenue Changes: This primarily reflects increased revenue based on anticipated increases in the filing of subdivision permits in 1984-85. Subdivision increases will be partially offset by the decrease in anticipated zoning permits based on previous years' experience.

5	$ 42,825	$ --	$ 42,825	--

Miscellaneous Adjustments: This reflects increases in Services and Supplies and Fixed Assets that address 1984-85 requirements.

Total	$ 436,105	$ 37,005	$ 399,100	(-1.0)

REGISTRAR-RECORDER

FUNCTION: GENERAL | FUND: GENERAL | ACTIVITY: ELECTIONS

CLASSIFICATION	EXPENDITURES: ACTUAL PRIOR YEAR 1982-83	EXPENDITURES: ESTIMATED CURRENT YEAR 1983-84	APPROPRIATIONS: ADJUSTED ALLOWANCE 1983-84	APPROPRIATIONS: REQUESTED FISCAL YEAR 1984-85	APPROPRIATIONS: RECOMMENDED FISCAL YEAR 1984-85	APPROPRIATIONS: CHANGE FROM ADJ ALLOWANCE
SAL & EMP BEN	$ 14,411,216	$ 16,432,028	$ 17,207,197	$ 15,819,673	$ 15,751,665	$ -1,455,532
SVCS & SUPPS	9,441,868	15,603,727	17,850,936	14,579,060	14,496,599	-3,354,337
FIXED ASSETS	77,157	309,400	309,400	758,020	680,655	371,255
GROSS APPROP	$ 23,930,241	$ 32,345,155	$ 35,367,533	$ 31,156,753	$ 30,928,919	$ -4,438,614
LESS INT TRF	255,173	221,810	221,810	233,418	240,218	18,408
NET APPROP	$ 23,675,068	$ 32,123,345	$ 35,145,723	$ 30,923,335	$ 30,688,701	$ -4,457,022
REVENUE	18,973,314	27,699,407	30,721,785	25,915,740	32,106,960	1,385,175
NET CO COST	$ 4,701,754	$ 4,423,938	$ 4,423,938	$ 5,007,595	$ -1,418,259	$ -5,842,197
BUDG POS	571.6		601.6	626.6	593.6	-8.0

WORKLOAD

Indicator	1981-82	1982-83	1983-84 Estimated	1984-85 Projected
Elections Held	209	74	202	80
Property Documents Recorded	1,309,252	1,396,731	1,440,000	1,440,000

DEPARTMENTAL MISSION

The Department of Registrar-Recorder is mandated by State law to register voters and maintain voter files; conduct Federal, State, local, and special elections; and to record legal documents which serve as the basis for determining ownership of real property in Los Angeles County. In addition, the Department checks petitions for initiatives and referendum measures, and maintains files of birth, death, and marriage records for Los Angeles County.

The Registrar-Recorder is expected to meet the 1983-84 budgeted Net County Cost. It is anticipated that savings will be achieved in Salaries and Employee Benefits, and Services and Supplies as a result of the cancellation of the December, 1983 Special Election. This savings will be offset by a corresponding reduction in Revenue. It is also anticipated that expenditures for the Micrographics Program will be below the budgeted level, offset by a like reduction in revenue from the Micrographics Trust Fund. In addition, higher than anticipated Deed Transfer Tax revenue is expected to offset an underrealization of other revenues.

The 1984-85 budget recommendations reflect the deletion of appropriation and revenue related to the December, 1983 Special Election, Democratic Delegate Selection, and the Uniform District and Governing Board elections. The recommendations include the cost of 1984-85 Salaries and Employee Benefits increases negotiated with employee bargaining units, provide for mandated election and document recording services, fund an increase in precinct officers' salaries of $5.00 each and allow for the implementation of the Arthur Young Long-Range Information Systems Study recommendations. The Net County Cost reduction is primarily attributable to an anticipated increase in Deed Transfer Tax.

RECOMMENDED CHANGES FROM
1983-84 ADJUSTED ALLOWANCE

Program Changes

	Appropriation	Revenue	Net County Cost	Bud. Pos.
1	$ (-1,764,900)	$(-1,764,900)	$ --	--

Democratic Delegate Selection: This reflects the deletion of appropriation and revenue related to changes in the Democratic Delegate Selection process.

2	$ (-4,500,000)	$(-4,500,000)	$ --	--

December, 1983 Special Election: This reflects the deletion of contingency appropriation and revenue related to the proposed December, 1893 Special Election.

3	$ (-846,745)	$ (-435,360)	$ (-411,385)	--

Miscellaneous Workload Adjustments: This reflects the deletion of appropriation and revenue for the Uniform District and Governing Board elections. This adjustment also reflects increases in Revenue from recording property documents, preparing certified copies of vital records, and the sale of recorded documents and precinct books.

4	$ 1,696,820	$ --	$ 1,696,820	--

Long-Range Information System Implementation: This reflects the addition of appropriation for implementation of the Arthur Young Information Systems Study recommendations approved by the Board on May 31, 1983.

Other Changes

1	$ 1,043,007	$ --	$ 1,043,007	--

Salaries and Employee Benefits Adjustments: This reflects the cost of 1984-85 Salaries and Employee Benefits increases negotiated with employee bargaining units effective September 1, 1984. Also included are adjustments to overtime and shift differential, and salaries to reflect experience.

2	$ --	$ 8,085,435	$(-8,085,435)	--

Revenue Increase: This reflects an anticipated increase in Deed Transfer Tax revenue resulting from the recent upswing in the economy and from anticipated ordinance changes relating to long-term leases.

3	$ (-192,139)	$ --	$ (-192,139)	(-8.0)

Early Separation Program: This reflects the net savings from Board-approved early separation of five management positions. Pending further Board determination, a portion of the savings has been reserved to fund management incentives. The remainder of these savings is being used to avoid program curtailments.

4	$ (-65,065)	$ --	$ (-65,065)	--

Fixed Asset Reduction: Reflects the reduction of replacement and productivity enhancement equipment.

5	$ 172,000	$ --	$ 172,000	--

Precinct Board Salaries: This reflects funding to provide an increase in precinct officers' salaries of $5.00 each starting with the 1984 general election.

Total	$ (-4,457,022)	$ 1,385,175	$(-5,842,197)	(-8.0)

RENT EXPENSE

FUNCTION: GENERAL | FUND: GENERAL | ACTIVITY: PROPERTY MANAGEMENT

CLASSIFICATION	EXPENDITURES: ACTUAL PRIOR YEAR 1982-83	EXPENDITURES: ESTIMATED CURRENT YEAR 1983-84	APPROPRIATIONS: ADJUSTED ALLOWANCE 1983-84	APPROPRIATIONS: REQUESTED FISCAL YEAR 1984-85	APPROPRIATIONS: RECOMMENDED FISCAL YEAR 1984-85	APPROPRIATIONS: CHANGE FROM ADJ ALLOWANCE
SVCS & SUPPS	$ 54,996,667	$ 64,400,900	$ 64,370,900	$ 76,239,994	$ 77,064,133	$ 12,693,233
LESS EXP DIST	17,519,498	21,624,729	21,624,729	28,286,825	29,872,381	8,247,652
TOTAL S&S	37,477,169	42,776,171	42,746,171	47,953,169	47,191,752	4,445,581
GROSS APPROP	$ 37,477,169	$ 42,776,171	$ 42,746,171	$ 47,953,169	$ 47,191,752	$ 4,445,581
LESS INT TRF			100,000	100,000	100,000	
NET APPROP	$ 37,477,169	$ 42,776,171	$ 42,646,171	$ 47,853,169	$ 47,091,752	$ 4,445,581
REVENUE	396,387	6,215,780	6,215,780	257,796	257,796	-5,957,984
NET CO COST	$ 37,080,782	$ 36,560,391	$ 36,430,391	$ 47,595,373	$ 46,833,956	$ 10,403,565

MISSION

The Rent Expense appropriation provides for leases with various parties and to meet the County's annual obligations for long-term construction financing of major buildings and service facilities. The County's rent expenses for the upcoming year are summarized as follows:

Long-Term Financed Leases

These leases include court buildings, hospitals, health centers, Sheriff's stations, general government buildings, and recreational facilities necessary to the County in providing basic health, welfare, justice, recreational, and general government services. The construction of these buildings and facilities was financed either through the sale of Joint Powers Authority (JPA), Nonprofit Corporation (NPC), Los Angeles County Parking Authority bonds, or through Los Angeles County Employees Retirement Association (LACERA) investments, all of which were legally secured by the County's annual rent payments over a 20 or 30-year term. Ownership of the bond financed facilities will vest with the County at the end of the lease term and upon payment of a final option for the LACERA leases. The 24 separate leases with LACERA will be refinanced under a single lease. The proceeds from such refinancing will be used in part to retire the remaining principal due LACERA under these leases.

Private Party Leases

These leases include outlying offices, clinics, and parking spaces necessary for the direct delivery of public social and community services, health care, and public protection. The use of private party leases to meet the intermediate to long-term operational needs of County programs is a key concern of long-range facilities planning. On December 26, 1979, the Board adopted the Central Area Office Space Program, a five-year space plan for central area offices which provides for further consolidation efforts to reduce space utilization and maximize subvention funds. On January 7, 1984, the Board authorized the County Engineer to survey and inventory all County and Special District space and to prepare a new comprehensive Countywide space management plan.

Rent Expense Summary

Type of Long-Term Financing	Total Rent Expense
LACERA Investments	$ 28,007,502
Joint Powers Authority	22,358,518
Nonprofit Corporation	7,398,877
LAC Parking Authority	228,700
Subtotal Long-Term Financed	$ 57,993,597
Private Party	$ 19,070,536
Total Recommended	$ 77,064,133

RECOMMENDED CHANGES FROM
1983-84 ADJUSTED ALLOWANCE

Program Changes

	Appropriation	Revenue	Net County Cost	Bud. Pos.
1	$ 10,111,058	$ --	$ 10,111,058	--

Refinancing of Los Angeles County Employees Retirement Association (LACERA) Leases: The 24 separate leases between the County and LACERA will be refinanced under a single lease. The proceeds from this refinancing will be used in part to retire the remaining principal due LACERA.

2	$ 309,732	$ --	$ 309,732	--

Acquisition of New Leased Space: Reflects the acquisition of leased space to provide an annex for the Sheriff's Station in Lakewood and relocate the Assessor's office in North Long Beach to provide space for a Health Services Clinic.

Other Changes

1	$ (-5,957,984)	$(-5,957,984)	$ --	--

Accounting Adjustments: This reflects the transfer of the Hospital Enterpise Fund and Sewer and Waterworks District leases from Revenue to Expenditure Distribution.

2	$ (-17,225)	$ --	$ (-17,225)	--

Various Adjustments: This reflects the net change in rental rates, taxes, insurance, operating expense, and County Engineer labor based on current lease provisions; changes in occupancy and resulting cost allocations; and adjustments based on expenditure experience.

Total	$ 4,445,581	$(-5,957,984)	$ 10,403,565	--

BOND INTEREST

FUNCTION: DEBT SERVICE
FUND: HOSP FAC #2 DEBT SVC
ACTIVITY: INTEREST OF LONG-TERM DEBT

	EXPENDITURES		APPROPRIATIONS			
CLASSIFICATION	ACTUAL PRIOR YEAR 1982-83	ESTIMATED CURRENT YEAR 1983-84	ADJUSTED ALLOWANCE 1983-84	REQUESTED FISCAL YEAR 1984-85	RECOMMENDED FISCAL YEAR 1984-85	CHANGE FROM ADJ ALLOWANCE
OTH CHAR/USES	$ 184,807	$ 137,768	$ 137,768	$ 90,145	$ 90,145	$ -47,623
GROSS APPROP	$ 184,807	$ 137,768	$ 137,768	$ 90,145	$ 90,145	$ -47,623
NET APPROP	$ 184,807	$ 137,768	$ 137,768	$ 90,145	$ 90,145	$ -47,623
NET CO COST	$ 184,807	$ 137,768	$ 137,768	$ 90,145	$ 90,145	$ -47,623

Rent Expense (contd)

BOND REDEMPTION

FUNCTION: DEBT SERVICE | FUND: HOSP FAC #2 DEBT SVC | ACTIVITY: RETIREMENT OF LONG-TERM DEBT

CLASSIFICATION	EXPENDITURES: ACTUAL PRIOR YEAR 1982-83	EXPENDITURES: ESTIMATED CURRENT YEAR 1983-84	APPROPRIATIONS: ADJUSTED ALLOWANCE 1983-84	APPROPRIATIONS: REQUESTED FISCAL YEAR 1984-85	APPROPRIATIONS: RECOMMENDED FISCAL YEAR 1984-85	APPROPRIATIONS: CHANGE FROM ADJ ALLOWANCE
OTH CHAR/USES	$ 1,335,000	$ 1,335,000	$ 1,335,000	$ 1,335,000	$ 1,335,000	$
GROSS APPROP	$ 1,335,000	$ 1,335,000	$ 1,335,000	$ 1,335,000	$ 1,335,000	$
NET APPROP	$ 1,335,000	$ 1,335,000	$ 1,335,000	$ 1,335,000	$ 1,335,000	$
NET CO COST	$ 1,335,000	$ 1,335,000	$ 1,335,000	$ 1,335,000	$ 1,335,000	$

MISSION

This appropriation provides for the scheduled Interest and Debt Redemption payments on the bonded indebtedness of Los Angeles County. Each bond issue requires the establishment of a separate interest and redemption fund with an annual appropriation to cover the principal and interest payments, and a general reserve to finance the following six months interest requirements until taxes can be collected and made available. At present, only the Hospital Facilities No. 2 bond issue remains to be paid off.

For 1984-85, the total appropriation will decrease by $47,623 due to scheduled lower interest payments. The bond redemption appropriation is the same as for the current year.

SPECIAL ASSESSMENTS

FUNCTION: GENERAL | FUND: GENERAL | ACTIVITY: PROPERTY MANAGEMENT

CLASSIFICATION	EXPENDITURES: ACTUAL PRIOR YEAR 1982-83	EXPENDITURES: ESTIMATED CURRENT YEAR 1983-84	APPROPRIATIONS: ADJUSTED ALLOWANCE 1983-84	APPROPRIATIONS: REQUESTED FISCAL YEAR 1984-85	APPROPRIATIONS: RECOMMENDED FISCAL YEAR 1984-85	APPROPRIATIONS: CHANGE FROM ADJ ALLOWANCE
OTH CHAR/USES	$ 100,557	$ 107,424	$ 140,000	$ 123,400	$ 130,631	$ -9,369
GROSS APPROP	$ 100,557	$ 107,424	$ 140,000	$ 123,400	$ 130,631	$ -9,369
LESS INT TRF		27,679	29,141	35,670	29,700	559
NET APPROP	$ 100,557	$ 79,745	$ 110,859	$ 87,730	$ 100,931	$ -9,928
REVENUE	11,987	10,311	11,996	10,344	11,064	-932
NET CO COST	$ 88,570	$ 69,434	$ 98,863	$ 77,386	$ 89,867	$ -8,996

MISSION

The appropriation is used to pay assessments and taxes levied against County property by improvement districts for financing local improvements, such as curbs, gutters, sewers, and street lights.

Based on total bills received to date, the 1983-84 Net County Cost will be $69,434, representing an under-expenditure of $29,429.

The recommended 1984-85 budget reflects an anticipated 7.3% increase in 1983-84 expenditures as well as an additional cost element for the Abalone Cove Landslide Abatement District assessment.

ROAD FUND

FUNCTION
PUBLIC WAYS & FACILITIES

FUND
ROAD

ACTIVITY
PUBLIC WAYS

CLASSIFICATION	EXPENDITURES ACTUAL PRIOR YEAR 1982-83	EXPENDITURES ESTIMATED CURRENT YEAR 1983-84	APPROPRIATIONS ADJUSTED ALLOWANCE 1983-84	APPROPRIATIONS REQUESTED FISCAL YEAR 1984-85	APPROPRIATIONS RECOMMENDED FISCAL YEAR 1984-85	APPROPRIATIONS CHANGE FROM ADJ ALLOWANCE
REQUIREMENTS						
APPROPRIATIONS						
SAL & EMP BEN	$ 271,195	$	$	$	$	$
SVCS & SUPPS	94,403,415	105,225,511	143,056,156	116,037,968	116,037,968	-27,018,188
OTH CHAR/USES	12,947,837	12,400,000	21,556,000	14,433,342	14,433,342	-7,122,658
FIXED ASSETS	1,143,731	1,500,000	3,454,450	3,442,000	3,442,000	-12,450
GROSS APPROP	$ 108,766,178	$ 119,125,511	$ 168,066,606	$ 133,913,310	$ 133,913,310	$ -34,153,296
REIMB PROJS	3,474,355	3,934,427	18,654,121	8,455,006	8,455,006	-10,199,115
NET APPROP	$ 105,291,823	$ 115,191,084	$ 149,412,485	$ 125,458,304	$ 125,458,304	$ -23,954,181
RESERVES						
OTHER RESERVE	8,787,458					
RES FOR ENCUM	25,154,153					
TOT RESERVES	$ 33,941,611	$	$	$	$	$
TOT REQMTS	$ 139,233,434	$ 115,191,084	$ 149,412,485	$ 125,458,304	$ 125,458,304	$ -23,954,181
AVAILABLE FUNDS						
SURPLUS	$ 38,499,689	$ 40,750,718	$ 4,823,951	$ 5,491,023	$ 5,491,023	$ 667,072
REVENUE	105,557,696	113,931,389	144,588,534	119,967,281	119,967,281	-24,621,253
TOT AVAIL FDS	$ 144,057,385	$ 154,682,107	$ 149,412,485	$ 125,458,304	$ 125,458,304	$ -23,954,181
BUDG POS	1,597.3		1,596.3	1,620.3	1,609.3	13.0

WORKLOAD

Indicator	1981-82	1982-83	1983-84 Estimated	1984-85 Projected
Miles of Road Maintained	5,525	5,478	5,480	5,482
Number of Road Construction Projects	244	330	316	334
Number of Transportation Planning, Bicycle and Traffic Studies	551	551	609	609

DEPARTMENTAL MISSION

The Road Department provides road repair, preservation activity, and necessary emergency work to ensure proper operation of traffic signals, adequate street signing and street marking, and serviceability of roads, alleys, bridges, and culverts. Also the Road Department plans, surveys, designs, and administers road construction projects which provide for a modern, safe, and efficient system of highways and roads throughout

the County. The Department develops and implements a comprehensive transportation system incorporating modern and sophisticated traffic control and safety planning techniques, and provides for the proper administration and control of funding for transportation related activities.

In 1983-84, the Road Fund will incur an unencumbered surplus of $5,491,023 that will partially finance 1984-85 requirements. The surplus reflects the net amount available after underexpenditures in construction projects, Other Charges and Fixed Assets and reserves for project encumbrances.

For 1984-85, the workload of the Road Department is expected to increase slightly over the 1983-84 experience. Available funds are estimated to decrease primarily due to anticipated available Federal aid. The budget recommendations primarily reflect appropriation necessary to meet inflationary costs in materials based on reduced construction project requirements, negotiated salary increases, and decreases in Other Charges for right-of-way acquisition. In addition, recommendations reflect full year costs of Road Department tree trimming crews based on the full transfer of this function from Parks and Recreation to Road during 1983-84. Also, the recommendations include elimination of eight management positions and three other positions that reflects the Department's Early Separation Program. Some of the changes in funding requirements and service levels for high priority programs are described in the following:

-- Roadside tree maintenance program fully assumed from Parks and Recreation in 1983-84, includes 22.0 positions and $1,150,000.

-- Materials management and accounting requirements represents the addition of 2.0 positions and $55,066.

-- Maintenance of operations, including roads, reflects a decrease of $40,922 from 1983-84.

-- Board-approved early separation of eight management positions. Represents savings reserved to fund management incentives and program expansions. A total of eleven positions were deleted.

ARTICLE III - BIKEWAY FUND

FUNCTION: PUBLIC WAYS & FACILITIES
FUND: ARTICLE III - BIKEWAY
ACTIVITY: PUBLIC WAYS

CLASSIFICATION	EXPENDITURES ACTUAL PRIOR YEAR 1982-83	EXPENDITURES ESTIMATED CURRENT YEAR 1983-84	APPROPRIATIONS ADJUSTED ALLOWANCE 1983-84	APPROPRIATIONS REQUESTED FISCAL YEAR 1984-85	APPROPRIATIONS RECOMMENDED FISCAL YEAR 1984-85	CHANGE FROM ADJ ALLOWANCE
REQUIREMENTS						
APPROPRIATIONS						
SVCS & SUPPS	$ 1,119,041	$ 1,325,780	$ 2,917,218	$ 3,015,501	$ 3,015,501	$ 98,283
GROSS APPROP	$ 1,119,041	$ 1,325,780	$ 2,917,218	$ 3,015,501	$ 3,015,501	$ 98,283
NET APPROP	$ 1,119,041	$ 1,325,780	$ 2,917,218	$ 3,015,501	$ 3,015,501	$ 98,283
TOT REQMTS	$ 1,119,041	$ 1,325.780	$ 2,917,218	$ 3,015,501	$ 3,015,501	$ 98,283
AVAILABLE FUNDS						
SURPLUS	$	$ 1,920,998	$ 1,920,998	$ 1,980,501	$ 1,980,501	$ 59,503
REVENUE	3,040,039	1,385,283	996,220	1,035,000	1,035,000	38,780
TOT AVAIL FDS	$ 3,040,039	$ 3,306,281	$ 2,917,218	$ 3,015,501	$ 3,015,501	$ 98,283

MISSION

The Article III - Bikeway Fund was formally established in 1983-84 to provide pedestrian and bicycle facilities under the Transportation Development Act, Article 3, Section 99234. Available Article 3 funds may be used for preliminary engineering, right-of-way acquisition leading to construction, and construction or restoration of facilities exclusively for the use of pedestrians and bicyclists. All bikeway projects are subject to approval by the Los Angeles County Transportation Commission (LACTC).

Current fiscal year experience reflects an overrealization of revenue from local sales tax due to regional awards, while the appropriation for regional projects will be underexpended due to delays in formalizing agreements with participating cities. As a result, the Bikeway Fund will incur a carryover surplus of $1,980,501 that can be used to partially finance recommended project requirements in 1984-85.

For 1984-85, project funding requirements are included to fund new and continuing local and regional projects which address the Los Angeles County master plan for bikeways. Recommendations provide for a decrease in local facility projects due to available local apportionment and carryover, and an increase in regional projects based on anticipated regional awards.

SPECIAL ENGINEERING SERVICES

FUNCTION GENERAL | FUND GENERAL | ACTIVITY OTHER GENERAL

	EXPENDITURES		APPROPRIATIONS			
CLASSIFICATION	ACTUAL PRIOR YEAR 1982-83	ESTIMATED CURRENT YEAR 1983-84	ADJUSTED ALLOWANCE 1983-84	REQUESTED FISCAL YEAR 1984-85	RECOMMENDED FISCAL YEAR 1984-85	CHANGE FROM ADJ ALLOWANCE
SVCS & SUPPS	$ 2,060,676	$ 1,871,000	$ 1,871,000	$ 1,991,000	$ 1,991,000	$ 120,000
GROSS APPROP	$ 2,060,676	$ 1,871,000	$ 1,871,000	$ 1,991,000	$ 1,991,000	$ 120,000
NET APPROP	$ 2,060,676	$ 1,871,000	$ 1,871,000	$ 1,991,000	$ 1,991,000	$ 120,000
REVENUE	2,060,676	1,871,000	1,871,000	1,991,000	1,991,000	120,000
NET CO COST	$	$	$	$	$	$

MISSION

The Special Engineering Services appropriation provides funds for the Road Department to perform various General Fund services which cannot be financed by the Road Fund. Examples of these services are transit noise studies, planning, construction, school guard crossing and maintenance of bicycle paths. The source of financing for these various services are Motor Vehicle Fines and Forfeitures revenues which are deposited in the Road Fund, but are eligible for transfer to the General Fund for these services.

For 1984-85, engineering and planning service requirements are expected to increase somewhat over the 1983-84 experience. Sufficient revenue eligible for transfer from the Road Fund will be available to fund increased requirements. The budget recommendations include increases in appropriation for transit operations, bicycle path maintenance, crossing guard services, and an appropriation for special studies.

SPECIAL ROAD DISTRICTS SUMMARY

	ACTUAL PRIOR YEAR 1982-83	ESTIMATED CURRENT YEAR 1983-84	ADJUSTED ALLOWANCE 1983-84	REQUESTED FISCAL YEAR 1984-85	RECOMMENDED FISCAL YEAR 1984-85	CHANGE FROM ADJ ALLOWANCE
REQUIREMENTS						
APPROPRIATIONS						
SVCS & SUPPS	$ 1,289,915	$ 1,856,854	$ 1,880,714	$ 1,909,767	$ 1,868,870	$ -11,844
NET APPROP	$ 1,289,915	$ 1,856,854	$ 1,880,714	$ 1,909,767	$ 1,868,870	$ -11,844
RESERVES						
OTHER RESERVE	1,873					
RES FOR ENCUM	215,665					
EST DELINQ			42,345	48,254	45,231	2,886
TOT RESERVES	$ 217,538	$	$ 42,345	$ 48,254	$ 45,231	$ 2,886
REQUIREMENTS	$ 1,507,453	$ 1,856,854	$ 1,923,059	$ 1,958,021	$ 1,914,101	$ -8,958
AVAILABLE FUNDS						
SURPLUS	$ 392,965	$ 447,729	$ 447,729	$ 178,679	$ 165,518	$ -282,211
REVENUE	231,087	233,773	63,896	240,879	240,879	176,983
TAX LEVY	1,331,133	1,383,215	1,411,434	1,538,463	1,507,704	96,270
AVAIL FUNDS	$ 1,955,185	$ 2,064,717	$ 1,923,059	$ 1,958,021	$ 1,914,101	$ -8,958

MISSION

The Special Road Districts budget provides for the construction, maintenance, and repair of roads, sidewalks, and highways within unincorporated areas of the County. Services are financed with special district tax levy allocated per Sections 95-100 of the Revenue Taxation Code and with other State assistance.

The Districts' current year experience indicates underexpenditures in the First and Second Districts based on requirements. Overall, experience indicates that revenue from the State will be overrealized, while revenue from the tax levy was overestimated. The Districts will incur a surplus of $165,518 to be carried over to partially finance 1984-85 service requirements.

For 1984-85, appropriations for the Special Road Districts will decrease slightly overall based on available financing. State revenue will increase based on experience, and tax levy will increase somewhat based on anticipated growth in assessed valuations.

TRANSIT OPERATIONS FUND

	ACTUAL PRIOR YEAR 1982-83	ESTIMATED CURRENT YEAR 1983-84	ADJUSTED ALLOWANCE 1983-84	REQUESTED FISCAL YEAR 1984-85	RECOMMENDED FISCAL YEAR 1984-85	CHANGE FROM ADJ ALLOWANCE
REQUIREMENTS						
APPROPRIATIONS:						
OPERATING EXPENSES	$ 1,363,694	$ 9,208,800	$ 12,735,882	$ 13,609,082	$ 13,609,082	$ 873,200
TOT OP EXPENSE	$ 1,363,694	$ 9,208,800	$ 12,735,882	$ 13,609,082	$ 13,609,082	$ 873,200
TOT APPROPRIATIONS	$ 1,363,694	$ 9,208,800	$ 12,735,882	$ 13,609,082	$ 13,609,082	$ 873,200
TOT REQUIREMENTS	$ 1,363,694	$ 9,208,800	$ 12,735,882	$ 13,609,082	$ 13,609,082	$ 873,200
AVAILABLE FUNDS						
SURPLUS	$ 1,090,592	$ 4,184,882	$ 4,184,882	$ 3,877,082	$ 3,877,082	$ -307,800
REVENUES:						
OPERATING REVENUE	$ 6,123,673	$ 8,275,000	$ 7,951,000	$ 9,032,000	$ 9,032,000	$ 1,081,000
NON-OP REVENUE	275,191	626,000	600,000	700,000	700,000	100,000
TOT REVENUE	$ 6,398,864	$ 8,901,000	$ 8,551,000	$ 9,732,000	$ 9,732,000	$ 1,181,000
TOT AVAILABLE FUNDS	$ 7,489,456	$ 13,085,882	$ 12,735,882	$ 13,609,082	$ 13,609,082	$ 873,200

MISSION

The Transit Operations Fund was established in 1979 for the purpose of financing and operating various bus transit projects and transit assistance programs throughout the County. The establishment of the fund reflects the County's efforts to comply with provisions of the Transportation Development Act of 1971 which requires a claimant to maintain accurate and complete project records on an enterprise fund basis. Ongoing projects financed include Antelope Valley Rural Transportation, Santa Clarita Valley Transit Services, the Altadena-La Crescenta Summer Beach Bus, and the Hollywood Bowl Park and Ride. In addition, the Transit Operations Fund administers 26 paratransit programs. The fund is primarily financed with Proposition A - Local Sales Tax revenue.

The Fund's current year experience reflects an overrealization of Proposition A revenue allocation by $350,000, attributable to the upswing of the economy. The appropriation will be underexpended primarily due to some local transit assistance projects not being formalized. As a result, the Transit Operations Fund will incur a surplus of $3,877,082 to finance recommended project and assistance program requirements in 1984-85.

In 1984-85, budget recommendations include funding for existing and new bus projects, paratransit assistance programs, and other local transit assistance programs, based on identified County needs. New projects proposed include a $925,000 Rapid Transit District augmentation program that addresses peak hours and security needs. Revenue increases to finance requirements are available from increased Proposition A revenue due to the upswing of the economy and due to available Federal aid granted to the County to subsidize North County needs.

SENIOR CITIZENS AFFAIRS

FUNCTION: PUBLIC ASSISTANCE | FUND: GENERAL | ACTIVITY: OTHER ASSISTANCE

CLASSIFICATION	EXPENDITURES: ACTUAL PRIOR YEAR 1982-83	EXPENDITURES: ESTIMATED CURRENT YEAR 1983-84	APPROPRIATIONS: ADJUSTED ALLOWANCE 1983-84	APPROPRIATIONS: REQUESTED FISCAL YEAR 1984-85	APPROPRIATIONS: RECOMMENDED FISCAL YEAR 1984-85	APPROPRIATIONS: CHANGE FROM ADJ ALLOWANCE
SAL & EMP BEN	$ 2,141,610	$ 2,205,716	$ 2,211,956	$ 2,358,684	$ 2,357,674	$ 145,718
SVCS & SUPPS	10,818,977	11,526,219	11,009,212	11,179,548	11,185,788	176,576
FIXED ASSETS	147,221	18,000	18,000	17,511	12,281	-5,719
GROSS APPROP	$ 13,107,808	$ 13,749,935	$ 13,239,168	$ 13,555,743	$ 13,555,743	$ 316,575
LESS INT TRF	9,750					
NET APPROP	$ 13,098,058	$ 13,749,935	$ 13,239,168	$ 13,555,743	$ 13,555,743	$ 316,575
REVENUE	11,661,321	12,859,416	12,348,649	12,665,224	12,665,224	316,575
NET CO COST	$ 1,436,737	$ 890,519	$ 890,519	$ 890,519	$ 890,519	$
BUDG POS	62.0		63.0	63.0	63.0	

WORKLOAD

Indicator	1981-82	1982-83	1983-84 Estimated	1984-85 Projected
Consultant/Technical Assistance Contracts	3,916	2,243	2,257	2,081
Subcontracts--Monitored and Evaluated	46	46	46	46
RTD Bus Passes Issued	10,000	8,440	6,227	7,400

DEPARTMENTAL MISSION

The Department of Senior Citizens Affairs is a non-mandatory department, established and maintained at the discretion of the Board of Supervisors. The Department plans and implements programs that contribute to the dignity and general well-being of the elderly population of Los Angeles County. The Department administers Older Americans Act funds through a contract with the California Department of Aging. The Department also administers the Paratransit Operations Fund.

The Department of Senior Citizens Affairs received supplemental Older Americans Act funds during the current fiscal year. These funds, and limitations placed on the use of funds for administrative costs, are expected to result in an increase in services provided to senior citizens through subcontract programs. It is anticipated that the Department will meet the 1983-84 Net County Cost of $890,519.

The 1984-85 recommended budget includes the cost of Salaries and Employee Benefits increases negotiated with employee bargaining units, necessary Services and Supplies expenditures, and the cost of replacement and productivity enhancement equipment. Also included are funds for increased subcontract services, offset by increased Older Americans Act funds.

RECOMMENDED CHANGES FROM 1983-84 ADJUSTED ALLOWANCE

Program Changes

	Appropriation	Revenue	Net County Cost	Bud. Pos.
1	$ 197,179	$ 197,179	$ --	--

Increased Funding for Subcontracted Services to Senior Citizens: This reflects an increase in funds available for subcontracted nutritional, transportation and social services programs for senior citizens. This increase is offset by an increase in Revenue.

Other Changes

1	$ 145,718	$ --	$ 145,718	--

Salaries and Employee Benefits Adjustments: This reflects the cost of 1984-85 Salaries and Employee Benefits increases negotiated with employee bargaining units, effective September 1, 1984.

2	$ (-26,322)	$ --	$ (-26,322)	--

Reduction in Departmental Services and Supplies and Fixed Assets: This reflects a reduction in Services and Supplies accounts for items other than subcontracted services to seniors. It includes reductions in data processing, communications, and auto mileage costs. Also included is a reduction in funds available for replacement equipment.

3	$ --	$ 119,396	$ (-119,396)	--

Revenue Increases: This reflects the anticipated increase in Older Americans Act funds and Paratransit funds available to the Department.

Total	$ 316,575	$ 316,575	$ --	--

PARATRANSIT OPERATIONS FUND

	ACTUAL PRIOR YEAR 1982-83	ESTIMATED CURRENT YEAR 1983-84	ADJUSTED ALLOWANCE 1983-84	REQUESTED FISCAL YEAR 1984-85	RECOMMENDED FISCAL YEAR 1984-85	CHANGE FROM ADJ ALLOWANCE
REQUIREMENTS						
APPROPRIATIONS:						
OPERATING EXPENSE	$ 190,492	$ 560,041	$ 509,734	$ 618,253	$ 618,253	$ 108,519
TOT OP EXPENSE	$ 190,492	$ 560,041	$ 509,734	$ 618,253	$ 618,253	$ 108,519
TOT APPROPRIATIONS	$ 190,492	$ 560,041	$ 509,734	$ 618,253	$ 618,253	$ 108,519
TOT REQUIREMENTS	$ 190,492	$ 560,041	$ 509,734	$ 618,253	$ 618,253	$ 108,519
AVAILABLE FUNDS						
SURPLUS	$ 98,287	$	$	$	$	
REVENUES:						
OPERATING REVENUE	$ 181,770	$ 560,041	$ 509,734	$ 618,253	$ 618,253	$ 108,519
NON-OP REVENUE	12,067					
TOT REVENUE	$ 193,837	$ 560,041	$ 509,734	$ 618,253	$ 618,253	$ 108,519
TOT AVAILABLE FUNDS	$ 292,124	$ 560,041	$ 509,734	$ 618,253	$ 618,253	$ 108,519

MISSION

The Paratransit Operations Program provides transportation services to handicapped and elderly persons in the Altadena, Antelope Valley, East Los Angeles, West Hollywood and Willowbrook areas. Responsibility for administration of the program was transferred from the Road Department to the Department of Senior Citizens Affairs in 1980. Effective December 31, 1982, the source of funding for this program shifted from the Transportation Development Act, Article 4.5 to Proposition A - Local Return Funds.

The total 1983-84 operating expense for the Paratransit Operations Fund is expected to be $560,041, which represents an increase of $50,307 over the 1983-84 allowance of $509,734. This increase results from the Board's approval of additional funds for increased transportation services in the West Hollywood unincorporated area, and is fully offset by Proposition A - Local Return Fund revenue.

The 1984-85 recommended budget continues the current level of funding for Altadena, Antelope Valley, East Los Angeles and Willowbrook. Additional funding is being allocated for West Hollywood based on an anticipated increase in ridership.

WORKLOAD

Indicator	1981-82	1982-83	1983-84 Estimated	1984-85 Projected
Areas Served Through the Paratransit Operations Fund	2	2	5	5

RECOMMENDED CHANGES FROM 1983-84 ADJUSTED ALLOWANCE

Program Changes

	Requirements	Available Funds	Bud. Pos.
1	$ $108,519	$ 108,519	--

Increased Paratransit Services in West Hollywood: This represents an increase in taxi-coupon transportation services to be provided in the West Hollywood unincorporated area. These services are provided through a contract with Episcopal Community Services.

Total	$ 108,519	$ 108,519	--

SHERIFF SUMMARY

	ACTUAL PRIOR YEAR 1982-83	ESTIMATED CURRENT YEAR 1983-84	ADJUSTED ALLOWANCE 1983-84	REQUESTED FISCAL YEAR 1984-85	RECOMMENDED FISCAL YEAR 1984-85	CHANGE FROM ADJ ALLOWANCE
SAL & EMP BEN	$ 325,599,782	$ 351,576,991	$ 340,207,086	$ 452,909,012	$ 370,802,023	$ 30,594,937
SVCS & SUPPS	53,862,506	66,764,256	68,564,256	91,690,162	74,046,200	5,481,944
OTH CHAR/USES	91,874	80,000	80,000	69,164	69,164	-10,836
FIXED ASSETS	1,074,379	1,243,783	3,154,022	10,804,792	4,379,971	1,225,949
GROSS APPROP	$ 380,628,541	$ 419,665,030	$ 412,005,364	$ 555,473,130	$ 449,297,358	$ 37,291,994
LESS INT TRF	6,909,374	9,625,530	9,625,530	10,174,596	9,454,038	-171,492
NET APPROP	$ 373,719,167	$ 410,039,500	$ 402,379,834	$ 545,298,534	$ 439,843,320	$ 37,463,486
REVENUE	61,062,600	65,059,178	63,559,178	70,984,481	70,589,481	7,030,303
NET CO COST	$ 312,656,567	$ 344,980,322	$ 338,820,656	$ 474,314,053	$ 369,253,839	$ 30,433,183
BUDG POS	7,769.3		8,000.3	9,754.3	8,369.3	369.0

WORKLOAD

Indicator	1981-82	1982-83	1983-84 Estimated	1984-85 Projected
Cases Handled	265,355	257,764	247,096	259,450
Major Crimes	123,687	116,344	107,338	112,706
Adult Arrests	91,488	48,497	96,110	100,916
Juvenile Arrests	20,697	20,713	16,267	17,073
Average Daily Inmate Population	10,629	12,608	13,970	15,454

DEPARTMENTAL MISSION

State law charges the Sheriff with the responsibility of being the chief law enforcement officer of the County. He enforces State law and County ordinances in the unincorporated area and is responsible for maintaining law and order in all cities within the County. The Department regularly provides a wide range of specialized and technical law enforcement services to every city in the County upon request and without charge. During 1983-84, the Sheriff will also provide direct traffic and general law enforcement services, through contract, to 35 cities with a combined population of 984,699.

The operations of the Sheriff's Department are administered and financed through two separate budgets. Administrative, patrol, investigative, civil process, bailiff, and technical services functions are included in the Sheriff-Main budget. Functions financed and administered in the Sheriff-Custody budget include detention and court processing of pre-sentence inmates and incarceration of sentenced prisoners for the duration of their jail sentence. The facilities which are financed in this budget unit are Central Jail, Sybil Brand Institute for Women, Peter J. Pitchess Detention Center (formerly Wayside Honor Rancho), Biscailuz Center, Hall of Justice Jail, and Mira Loma.

During the current fiscal year, the inmate population has steadily increased resulting in the critical overcrowding of jail facilities and a $6.1 million overexpenditure to meet detention needs. The problem of jail overcrowding has been a primary issue which resulted in the Board's approval of various short and long-term alternatives to relieve this critical situation.

For 1984-85, the Sheriff's needs are expected to increase due to projected higher average daily inmate population, additional beds provided by the Monte Vista Academy-Jail Expansion program and AB 3245 Jail program, the Olympics Security Agreements, increased contract cities services, and the merging of the Harbor Patrol function into the Sheriff's Department.

RECOMMENDED CHANGES FROM 1983-84 ADJUSTED ALLOWANCE

Program Changes

	Appropriation	Revenue	Net County Cost	Bud. Pos.
1	$ 7,347,841	$ --	$ 7,347,841	239.0

Detention Needs: This reflects the staffing necessary to implement the Monte Vista Academy-Jail Expansion and AB 3245 Jail Bed programs. An additional 1037 inmate beds will be provided at Hall of Justice Jail, Biscailuz Center, Peter J. Pitchess Honor Rancho Minimum/Compound West.

2	$ 500,000	$ --	$ 500,000	29.0

Civilianization Program: This reflects the addition of positions to meet the increasing workload resulting from jail overcrowding and to relieve sworn personnel currently assisting in various civilian functions.

3	$ 1,703,025	$ (-598,000)	$ 2,301,025	38.0

Marina del Rey Station: This reflects Board-approved programs to provide 24-hour coverage at the Marina del Rey Station and transfer of the Harbor Patrol function from the Department of Beaches and Harbors to the Sheriff's Department.

4	$ 1,825,000	$ 3,625,000	$(-1,800,000)	--

Olympics Security Services: This reflects the appropriation and revenue offset necessary to provide security under the $2.3 million Basic and $1.825 million Supplemental Agreements. Not reflected is $.5 million in revenue advanced in 1983-84.

5	$ 1,020,155	$ 1,020,155	$ --	33.0

Revenue Offset Positions: This reflects additional positions necessary to provide patrol and support for contract cities in Los Angeles County and the Driving Under the Influence program.

6	$ 874,019	$ --	$ 874,019	30.0

Support Positions: This reflects positions necessary to support and maintain the Jail Stores Program, Custody service needs, Superior Court Bailiffs, aircraft maintenance and the Monte Vista Academy program.

Other Changes

1	$ 17,446,377	$ 2,422,087	$ 15,024,290	--

Salaries and Employee Benefits Adjustments: This reflects the costs of 1984-85 Salaries and Employee Benefits increases negotiated with employee bargaining units, effective September 1, 1984, and other adjustments based on current trends. Partially offsetting this increase is revenue generated from adjustment of the contract city rates to reflect actual 1984-85 costs.

2	$ 1,155,346	$ --	$ 1,155,346	--

LAC-CAL Program: This reflects the increase necessary in Services and Supplies to make lease purchase payments for various equipment acquisitions in Sheriff-Main and Custody.

3	$ 3,227,641	$ --	$ 3,227,641	--

Ongoing Operational Needs: This reflects increases for data processing services, maintenance of equipment, contracting out for structure renovation, communications equipment repair, and other miscellaneous changes.

4	$ 917,728	$ --	$ 917,728	--

Jail Population Increases: This represents an increase of $1.2 million for food, based on current experience, which is partially offset by a $0.28 million reduction in clothing and related supplies. The clothing savings is primarily due to the Sheriff's inmate sewing program which manufactures uniforms for inmate use.

	Appropriation	Revenue	Net County Cost	Bud. Pos.
5	$ 1,225,949	$ --	$ 1,225,949	--

Fixed Assets: This reflects the deletion of one-time only equipment appropriation offset by the financing of the Facsimile, Jail Bus and Central Jail Communications System programs.

6	$ 220,405	$ 561,061	$ (-340,656)	--

Custody Services Adjustments: This represents a reduction in food and dairy services provided to other County departments and jail facilities. Also, an increase in Revenue resulting from additional services provided to hospitals and other governmental agencies for the care, maintenance and transportation of inmates in custody.

Total	$ 37,463,486	$ 7,030,303	$ 30,433,183	369.0

SHERIFF-MAIN

FUNCTION: PUBLIC PROTECTION
FUND: GENERAL
ACTIVITY: POLICE PROTECTION

	EXPENDITURES		APPROPRIATIONS			
CLASSIFICATION	ACTUAL PRIOR YEAR 1982-83	ESTIMATED CURRENT YEAR 1983-84	ADJUSTED ALLOWANCE 1983-84	REQUESTED FISCAL YEAR 1984-85	RECOMMENDED FISCAL YEAR 1984-85	CHANGE FROM ADJ ALLOWANCE
SAL & EMP BEN	$ 244,956,395	$ 266,012,389	$ 254,642,484	$ 335,702,350	$ 272,000,766	$ 17,358,282
SVCS & SUPPS	26,392,155	31,995,430	33,795,430	47,218,160	38,622,900	4,827,470
FIXED ASSETS	796,374	652,783	2,563,022	7,937,614	2,974,732	411,710
GROSS APPROP	$ 272,144,924	$ 298,660,602	$ 291,000,936	$ 390,858,124	$ 313,598,398	$ 22,597,462
LESS INT TRF	652,764	728,751	728,751	777,664	777,664	48,913
NET APPROP	$ 271,492,160	$ 297,931,851	$ 290,272,185	$ 390,080,460	$ 312,820,734	$ 22,548,549
REVENUE	61,062,600	60,993,504	59,493,504	66,650,751	65,962,746	6,469,242
NET CO COST	$ 210,429,560	$ 236,938,347	$ 230,778,681	$ 323,429,709	$ 246,857,988	$ 16,079,307
BUDG POS	5,450.5		5,491.5	6,533.5	5,577.5	86.0

SHERIFF-CUSTODY

FUNCTION: PUBLIC PROTECTION | FUND: GENERAL | ACTIVITY: DETENTION & CORRECTION

CLASSIFICATION	EXPENDITURES: ACTUAL PRIOR YEAR 1982-83	EXPENDITURES: ESTIMATED CURRENT YEAR 1983-84	APPROPRIATIONS: ADJUSTED ALLOWANCE 1983-84	APPROPRIATIONS: REQUESTED FISCAL YEAR 1984-85	APPROPRIATIONS: RECOMMENDED FISCAL YEAR 1984-85	APPROPRIATIONS: CHANGE FROM ADJ ALLOWANCE
SAL & EMP BEN	$ 80,643,387	$ 85,564,602	$ 85,564,602	$ 117,206,662	$ 98,801,257	$ 13,236,655
SVCS & SUPPS	27,470,351	34,768,826	34,768,826	44,472,002	35,423,300	654,474
OTH CHAR/USES	91,874	80,000	80,000	69,164	69,164	-10,836
FIXED ASSETS	278,005	591,000	591,000	2,867,178	1,405,239	814,239
GROSS APPROP	$ 108,483,617	$ 121,004,428	$ 121,004,428	$ 164,615,006	$ 135,698,960	$ 14,694,532
LESS INT TRF	6,256,610	8,896,779	8,896,779	9,396,932	8,676,374	-220,405
NET APPROP	$ 102,227,007	$ 112,107,649	$ 112,107,649	$ 155,218,074	$ 127,022,586	$ 14,914,937
REVENUE		4,065,674	4,065,674	4,333,730	4,626,735	561,061
NET CO COST	$ 102,227,007	$ 108,041,975	$ 108,041,975	$ 150,884,344	$ 122,395,851	$ 14,353,876
BUDG POS	2,318.8		2,508.8	3,220.8	2,791.8	283.0

SPECIALIZED CAREER REHABILITATION/ EMPLOYMENT

FUNCTION: PUBLIC ASSISTANCE | FUND: GENERAL | ACTIVITY: OTHER ASSISTANCE

CLASSIFICATION	EXPENDITURES: ACTUAL PRIOR YEAR 1982-83	EXPENDITURES: ESTIMATED CURRENT YEAR 1983-84	APPROPRIATIONS: ADJUSTED ALLOWANCE 1983-84	APPROPRIATIONS: REQUESTED FISCAL YEAR 1984-85	APPROPRIATIONS: RECOMMENDED FISCAL YEAR 1984-85	APPROPRIATIONS: CHANGE FROM ADJ ALLOWANCE
SVCS & SUPPS	$	$ 3,928,000	$ 2,500,000	$ 6,300,000	$ 1,685,000	$ -815,000
OTH CHAR/USES		26,470,771	7,300,000	25,764,000	4,549,740	-2,750,260
GROSS APPROP	$	$ 30,398,771	$ 9,800,000	$ 32,064,000	$ 6,234,740	$ -3,565,260
LESS INT TRF					4,549,740	4,549,740
NET APPROP	$	$ 30,398,771	$ 9,800,000	$ 32,064,000	$ 1,685,000	$ -8,115,000
NET CO COST	$	$ 30,398,771	$ 9,800,000	$ 32,064,000	$ 1,685,000	$ -8,115,000

WORKLOAD

Indicator	1981-82	1982-83	1983-84 Estimated	1984-85 Projected
Average Monthly Participants	N/A	N/A	15,400	1,663

DEPARTMENTAL MISSION

The Specialized Career Rehabilitation/Employment fund was established by the Board in July, 1983, to be used in conjunction with Federal Job Training Partnership Act (JTPA) funds to finance the County Employment and Training Program. This program provides a variety of employment and training services to participants who were eligible for General Relief and are considered employable. The Department of Community Services administers this program which includes job placement, remedial education, English as a Second Language (ESL), work experience and job search components.

During 1983-84, the County Employment and Training Program has had more participants than anticipated. Court decisions have impacted the caseload by causing delays in discontinuing participants who failed to cooperate with program requirements. Recently, the Board approved the cessation of new referrals from the Department of Public Social Services (DPSS). This action was taken to allow DCS to fully implement employment, training, and discontinuance resources now in place to reduce its caseload to manageable proportions.

The 1984-85 recommended appropriation assumes that the case management function for all General Relief-Employable cases will be transferred back to DPSS. DCS will continue to be used as a resource for this caseload. The Private Industry Council has finalized their recommended plan for the 1984-86 JTPA program. This plan was presented to the Board for concurrence in early April. The PIC recommended that the amount of JTPA funds used for training GR's be limited to 25% of the adult funds and that these funds be used for increased slot costs. These JTPA slots will be used as a resource for the GR-E cases.

RECOMMENDED CHANGES FROM
1983-84 ADJUSTED ALLOWANCE

Program Changes

	Appropriation	Revenue	Net County Cost	Bud. Pos.
1	$ (-2,249,360)	$ --	$(-2,249,360)	--

Stipend Costs: Reflects the phase down of the County Employment and Training Program and the transfer of the participant caseload to the Department of Public Social Services beginning in July, 1984. Once the transfer is complete, only stipend costs for 346 JTPA skill training slot participants will remain.

2	$ (-500,900)	$ --	$ (-500,900)	--

Transportation Requirement: As the participants are transferred back to DPSS, the requirement for a $20 per month transportation allowance will decrease.

3	$ (-815,000)	$ --	$ (-815,000)	--

Program Administration: Reflects the amount required to offset the administrative costs of the County Employment and Training Program in the Department of Community Services as it is phased down.

Other Changes

1	$ (-4,549,740)	$ --	$(-4,549,740)	--

Intrafund Transfers: The stipend costs of former General Relief-Employables who are participants in the County Employment and Training Program will be charged to the Department of Public Social Services. This will more accurately reflect the cost of the County's General Relief program.

Total	$ (-8,115,000)	$ --	$(-8,115,000)	--

STATE SCHOOLS

FUNCTION
PUBLIC PROTECTION
PUBLIC ASSISTANCE

FUND
GENERAL

ACTIVITY
DETENTION AND CORRECTION
OTHER ASSISTANCE

STATE CORRECTIONAL SCHOOLS

CLASSIFICATION	EXPENDITURES: ACTUAL PRIOR YEAR 1982-83	EXPENDITURES: ESTIMATED CURRENT YEAR 1983-84	APPROPRIATIONS: ADJUSTED ALLOWANCE 1983-84	APPROPRIATIONS: REQUESTED FISCAL YEAR 1984-85	APPROPRIATIONS: RECOMMENDED FISCAL YEAR 1984-85	APPROPRIATIONS: CHANGE FROM ADJ ALLOWANCE
OTH CHAR/USES	$ 1,005,841	$ 1,162,733	$ 1,249,466	$ 1,146,205	$ 1,169,381	$ -80,085
GROSS APPROP	$ 1,005,841	$ 1,162,733	$ 1,249,466	$ 1,146,205	$ 1,169,381	$ -80,085
NET APPROP	$ 1,005,841	$ 1,162,733	$ 1,249,466	$ 1,146,205	$ 1,169,381	$ -80,085
NET CO COST	$ 1,005,841	$ 1,162,733	$ 1,249,466	$ 1,146,205	$ 1,169,381	$ -80,085

WORKLOAD

Indicator	1981-82	1982-83	1983-84 Estimated	1984-85 Projected
Ward Months:				
CYA Institutions	16,168	18,605	22,575	23,704
CYA Foster Homes	712	745	792	831
CYA Diagnostic	228.3	230	257	257

MISSION

Los Angeles County is required by statute to reimburse the State for services provided to County residents placed in State Correctional Schools. The State Correctional Schools budget reimburses the State for the costs of court-ordered diagnostic and treatment services and $25 per month for each ward committed to California Youth Authority (CYA) institutions and foster homes.

The 1983-84 underexpenditure of $86,733 primarily results from a decline in the number of juvenile wards being sent to the CYA for diagnostic evaluations.

The 1984-85 projected workload reflects an increase above the 1983-84 estimate for the CYA institutions and foster homes based on an increasing number of commitments to the CYA. However, reimbursement expenditures for CYA diagnostic studies reflects a decline, due to this service being restricted to minors, whereas it had previously included adults.

RECOMMENDED CHANGES FROM
1983-84 ADJUSTED ALLOWANCE

Other Changes

	Appropriation	Revenue	Net County Cost	Bud. Pos.
1	$ 2,500	$ --	$ 2,500	--

Increase in CYA Foster Home Commitments: Reflects increased appropriation based on projected number of ward months based on current and prior years' experience.

RECOMMENDED CHANGES FROM
1983-84 ADJUSTED ALLOWANCE

	Appropriation	Revenue	Net County Cost	Bud. Pos.
2	$ 52,897	$ --	$ 52,897	--

Increase in CYA Institution Commitments: Reflects increased appropriation based on projected number of ward months based on current and prior years' experience.

3	$ (-135,482)	$ --	$ (-135,482)	--

Reduction in CYA Diagnostic Treatment Services: Reflects decreased appropriation based on a projected reduction in the number of ward months based on current and prior years' experience.

Total	$ (-80,085)	$ --	$ (-80,085)	--

CALIF SCHOOL FOR DEAF & BLIND

	EXPENDITURES		APPROPRIATIONS			
CLASSIFICATION	ACTUAL PRIOR YEAR 1982-83	ESTIMATED CURRENT YEAR 1983-84	ADJUSTED ALLOWANCE 1983-84	REQUESTED FISCAL YEAR 1984-85	RECOMMENDED FISCAL YEAR 1984-85	CHANGE FROM ADJ ALLOWANCE
SVCS & SUPPS	$	$ 623	$ 623	$ 700	$ 651	$ 28
OTH CHAR/USES	1,966	2,600	2,600	2,300	2,300	-300
GROSS APPROP	$ 1,966	$ 3,223	$ 3,223	$ 3,000	$ 2,951	$ -272
NET APPROP	$ 1,966	$ 3,223	$ 3,223	$ 3,000	$ 2,951	$ -272
NET CO COST	$ 1,966	$ 3,223	$ 3,223	$ 3,000	$ 2,951	$ -272

WORKLOAD

Indicator	1981-82	1982-83	1983-84 Estimated	1984-85 Projected
Average Enrollment	30	21	15	15

MISSION

The California School for the Deaf and Blind budget reimburses the State for the cost of clothing, medical and dental expenses of children whose parents or guardians are certified by the Superior Court as being financially unable to pay these expenses. The 1984-85 workload anticipates a decline in the number of applications by parents for services.

RECOMMENDED CHANGES FROM
1983-84 ADJUSTED ALLOWANCE

Program Changes

	Appropriation	Revenue	Net County Cost	Bud. Pos.
1	$ (-300)	$ --	$ (-300)	--

Reduction in Support and Care of Persons: This decrease is based on the current and prior years' experience.

2	$ 28	$ --	$ 28	--

Increased Cost for Accounting Services: Reflects requirements for the cost of accounting services provided by the Board of Supervisors for this budget unit.

Total	$ (-272)	$ --	$ (-272)	--

SUPERIOR COURT

FUNCTION: PUBLIC PROTECTION | FUND: GENERAL | ACTIVITY: JUDICIAL

CLASSIFICATION	EXPENDITURES: ACTUAL PRIOR YEAR 1982-83	EXPENDITURES: ESTIMATED CURRENT YEAR 1983-84	APPROPRIATIONS: ADJUSTED ALLOWANCE 1983-84	APPROPRIATIONS: REQUESTED FISCAL YEAR 1984-85	APPROPRIATIONS: RECOMMENDED FISCAL YEAR 1984-85	APPROPRIATIONS: CHANGE FROM ADJ ALLOWANCE
SAL & EMP BEN	$ 30,051,639	$ 31,406,270	$ 32,296,296	$ 35,158,223	$ 35,067,656	$ 2,771,360
SVCS & SUPPS	3,010,266	3,734,812	3,705,821	5,261,554	4,617,229	911,408
FIXED ASSETS	26,518	2,999	994	211,375	62,500	61,506
GROSS APPROP	$ 33,088,423	$ 35,144,081	$ 36,003,111	$ 40,631,152	$ 39,747,385	$ 3,744,274
LESS INT TRF	25,779	579,000	552,051	789,260	977,121	425,070
NET APPROP	$ 33,062,644	$ 34,565,081	$ 35,451,060	$ 39,841,892	$ 38,770,264	$ 3,319,204
REVENUE	3,239,976	3,363,025	6,215,337	3,412,925	4,448,699	-1,766,638
NET CO COST	$ 29,822,668	$ 31,202,056	$ 29,235,723	$ 36,428,967	$ 34,321,565	$ 5,085,842
BUDG POS	966.7		994.4	1,034.8	1,021.4	27.0

WORKLOAD

Indicator	1981-82	1982-83	1983-84 Estimated	1984-85 Projected
Case Filings	222,349	214,849	219,720	218,580

DEPARTMENTAL MISSION

The Superior Court of Los Angeles is established pursuant to Article VI of the California Constitution. Effective January 1, 1981, 206 judges and 58 commissioners were authorized by statute. The Superior Court hears felony and juvenile cases, civil cases in which the amount in controversy exceeds $15,000, family law, probate and mental health cases, as well as cases appealed from the Municipal Courts. Judicial officers are assigned to departments in 22 locations throughout the County.

For the current fiscal year, the Superior Court is projected to have $0.7 million savings in Salaries and Employee Benefits attributed to departmental vacancies and recruitment delays, and a $2.7 million projected deficit in Revenue, which results primarily from an underrealization of $1.7 million in indigent defense cost recovery revenue. Although the Superior Court is working to fulfill their commitment to the Board to increase collection orders, this revenue added by the Board during 1983-84 Budget deliberations is not expected to be realized. In addition, SB 90 revenues for State mandated programs are not expected to be realized this fiscal year. However, the Superior Court will continue to seek these funds.

For 1984-85, the recommended increase is based on current expenditure trends and a $1.8 million reduction in revenue. The recommended budget also reflects the transfer of funding from the Superior Court Mandatory Expense budget to the operating budget to finance 10 court attendant positions added in the 1983-84 budget, to reflect proper accounting. Funding is also provided for the Grandparents Mediation Program which is revenue offset, the Own Recognizance Services Program to help relieve jail overcrowding, and judicial support positions. In addition, funds have been provided for the development of a Jury Management System which will increase productivity and efficiency.

RECOMMENDED CHANGES FROM
1983-84 ADJUSTED ALLOWANCE

Program Changes

	Appropriation	Revenue	Net County Cost	Bud. Pos.
1	$ 152,936	$ --	$ 152,936	5.0

Grandparents Mediation Services: This reflects funding for positions for the new Grandparent Mediation Program authorized by the Board of Supervisors on January 3, 1984. This additional staffing cost will be offset by additional family law filing fees revenue, which will be realized in the County Clerk's budget.

2	$ 225,826	$ --	$ 225,826	10.0

Court Attendant Services: This reflects the transfer of funding for 10 court attendants to the Superior Court operating budget from the Superior Court Mandatory Expense budget. This transfer is the result of an agreement reached in 1983 between the Court, the Board of Supervisors and the Chief Administrative Office regarding courtroom security requirements.

3	$ --	$ --	$ --	7.0

Own Recognizance Services: This reflects the funding of positions in the Own Recognizance Division, as a result of a recommendation by the Jail Overcrowding Task Force, which was formed by the Board of Supervisors, to recommend measures to reduce jail overcrowding. Funding of $187,861 for the 7.0 positions is being charged to the Criminal Justice Facilities Temporary Construction Fund.

4	$ 449,479	$ --	$ 449,479	5.0

Judicial Support Positions: This reflects the funding of law clerks to assist judicial officers in the area of legal research and financing for a new Jury Management System to provide updated daily information within Juror Services.

Other Changes

1	$ 168,123	$ --	$ 168,123	--

Judicial Officer Salary Increases: This reflects financing of State mandated judicial salary increases effective January 1, 1984.

2	$ 1,889,379	$ --	$ 1,889,379	--

Salaries and Employee Benefits Increase: This reflects the financing of 1984-85 Salaries and Employee Benefits increases negotiated with employee bargaining units, effective September 1, 1984, reclassifications approved by the Board of Supervisors, and Salaries and Employee Benefits adjustments based on current expenditure trends.

3	$ 433,461	$ (-79,000)	$ 512,461	--

Miscellaneous Adjustments: This reflects reimbursable services provided to other County departments, increased communication, equipment, postage and lease payments, and additional structures, improvements and grounds maintenance appropriation to help maintain deteriorating courtrooms and court facilities. Also included is a minor decrease in SB 90 revenue based on current trends.

4	$ --	$(-1,687,638)	$ 1,687,638	--

Indigent Defense Cost Recovery Revenue: This reflects deletion of Board-approved Indigent Defense revenue based on current experience. Although the Superior Court is honoring their commitment to the Board to increase court orders to recover these costs, revenue from this program has not been realized.

Total	$ 3,319,204	$(-1,766,638)	$ 5,085,842	27.0

SUPERIOR COURT-MANDATORY EXPENSE

FUNCTION: PUBLIC PROTECTION | FUND: GENERAL | ACTIVITY: JUDICIAL

CLASSIFICATION	EXPENDITURES: ACTUAL PRIOR YEAR 1982-83	EXPENDITURES: ESTIMATED CURRENT YEAR 1983-84	APPROPRIATIONS: ADJUSTED ALLOWANCE 1983-84	APPROPRIATIONS: REQUESTED FISCAL YEAR 1984-85	APPROPRIATIONS: RECOMMENDED FISCAL YEAR 1984-85	APPROPRIATIONS: CHANGE FROM ADJ ALLOWANCE
SVCS & SUPPS	$ 29,824,109	$ 30,519,106	$ 31,071,106	$ 32,199,000	$ 31,768,401	$ 697,295
GROSS APPROP	$ 29,824,109	$ 30,519,106	$ 31,071,106	$ 32,199,000	$ 31,768,401	$ 697,295
LESS INT TRF	6,401	13,000	13,000	17,000	17,000	4,000
NET APPROP	$ 29,817,708	$ 30,506,106	$ 31,058,106	$ 32,182,000	$ 31,751,401	$ 693,295
REVENUE	994,960	3,170,000	3,082,000	2,834,000	2,834,000	-248,000
NET CO COST	$ 28,822,748	$ 27,336,106	$ 27,976,106	$ 29,348,000	$ 28,917,401	$ 941,295

MISSION

The Superior Court Mandatory Expense budget provides funds for such expenses as court-appointed private counsel, arbitration, doctors, expert witnesses and jury fees.

The Superior Court Mandatory Expense budget is projected to have a savings of $0.6 million primarily resulting from less than anticipated expenditures in court-appointed attorneys and jury expense fees which is partially offset by a projected overexpenditure in Indigent Defense investigations.

For 1984-85 a Net County Cost increase of $0.9 million is recommended based on current and projected expenditure trends.

TARGETED ASSISTANCE PROGRAM

FUNCTION: PUBLIC ASSISTANCE | FUND: GENERAL | ACTIVITY: OTHER ASSISTANCE

CLASSIFICATION	EXPENDITURES: ACTUAL PRIOR YEAR 1982-83	EXPENDITURES: ESTIMATED CURRENT YEAR 1983-84	APPROPRIATIONS: ADJUSTED ALLOWANCE 1983-84	APPROPRIATIONS: REQUESTED FISCAL YEAR 1984-85	APPROPRIATIONS: RECOMMENDED FISCAL YEAR 1984-85	CHANGE FROM ADJ ALLOWANCE
SVCS & SUPPS	$	$ 2,135,312	$ 6,295,787	$ 6,444,635	$ 6,444,635	$ 148,848
GROSS APPROP	$	$ 2,135,312	$ 6,295,787	$ 6,444,635	$ 6,444,635	$ 148,848
NET APPROP	$	$ 2,135,312	$ 6,295,787	$ 6,444,635	$ 6,444,635	$ 148,848
REVENUE		2,135,312	6,295,787	6,444,635	6,444,635	148,848
NET CO COST	$	$	$	$	$	$

MISSION

On March 3, 1983, Federal funds were made available through Targeted Assistance Project Grants for services to refugees under the Refugee Resettlement Program. The Department of Community Services is responsible for administering the program which is designed to provide services to unemployed refugees in order to assist in the restoration of economic self-sufficiency and reduce dependency. This is done by providing unemployed refugees with direct services which enhance their employment potential and increase their ability to find and retain employment. Expenditures in this budget unit are totally revenue offset.

The 1983-84 estimated/actual reflects the implementation of the Refugee Targeted Assistance Program effective March 1, 1984. The remainder of the Federal Fiscal Year 1983 appropriation will be expended during 1984-85. The 1984-85 recommended budget includes the remainder of the Federal Fiscal Year 1983 appropriation and assumes a slight cost-of-living increase in the funding available from the Federal Fiscal Year 1984 appropriation.

RECOMMENDED CHANGES FROM 1983-84 ADJUSTED ALLOWANCE

Other Changes

	Appropriation	Revenue	Net County Cost	Bud. Pos.
1	$ 148,848	$ 148,848	$ --	--
	Federal Grant Allocation: This reflects the anticipated level of funding for the Targeted Assistance Program Grant for refugee services based upon the 1984 proposed grant allocation.			
Total	$ 148,848	$ 148,848	$ --	--

THRIFT PLAN

FUNCTION: GENERAL | FUND: GENERAL | ACTIVITY: OTHER GENERAL

CLASSIFICATION	EXPENDITURES: ACTUAL PRIOR YEAR 1982-83	EXPENDITURES: ESTIMATED CURRENT YEAR 1983-84	APPROPRIATIONS: ADJUSTED ALLOWANCE 1983-84	APPROPRIATIONS: REQUESTED FISCAL YEAR 1984-85	APPROPRIATIONS: RECOMMENDED FISCAL YEAR 1984-85	APPROPRIATIONS: CHANGE FROM ADJ ALLOWANCE
SAL & EMP BEN	$	$	$	$ 1,622,408	$ 1,622,408	$ 1,622,408
LESS EXP DIST				1,622,408	1,622,408	1,622,408
TOTAL S&EB						
GROSS APPROP	$	$	$	$	$	$
NET APPROP	$	$	$	$	$	$
NET CO COST	$	$	$	$	$	$

MISSION

This budget unit centrally reflects the appropriation for the employer match on employee contributions to a County-sponsored savings plan. The Thrift Plan, which becomes effective September 1, 1984, was negotiated with the Coalition of County Unions and is in the current Fringe Benefit Memorandum of Understanding. This plan was negotiated as a replacement benefit for Social Security withdrawal.

The Thrift Plan is a deferred compensation plan established pursuant to the Internal Revenue Code. The plan design provides for an employer match of $.50 on every dollar contributed by an employee up to 1% of salary. The county-wide annual employer match is capped at $2,448,276. The General Fund portion of this is budgeted at $1,622,408 and is transferred to departments for no Net County Cost in this unit.

RECOMMENDED CHANGES FROM 1983-84 ADJUSTED ALLOWANCE

Other Changes

	Appropriation	Revenue	Net County Cost	Bud. Pos.
1	$ 1,622,408	$ --	$ --	--
	(-1,622,408)	--	--	--

Thrift Plan Employer Match: Reflects the budgeted General Fund requirement for the employer match contribution to the savings plan and the Less Expenditure Distribution to departments.

FUNCTION: GENERAL | FUND: GENERAL | ACTIVITY: FINANCE

CLASSIFICATION	EXPENDITURES: ACTUAL PRIOR YEAR 1982-83	EXPENDITURES: ESTIMATED CURRENT YEAR 1983-84	APPROPRIATIONS: ADJUSTED ALLOWANCE 1983-84	APPROPRIATIONS: REQUESTED FISCAL YEAR 1984-85	APPROPRIATIONS: RECOMMENDED FISCAL YEAR 1984-85	APPROPRIATIONS: CHANGE FROM ADJ ALLOWANCE
SAL & EMP BEN	$	$	$	$ 18,802,162	$ 19,168,712	$ 19,168,712
SVCS & SUPPS				8,766,169	8,626,581	8,626,581
FIXED ASSETS				176,181	139,640	139,640
GROSS APPROP	$	$	$	$ 27,744,512	$ 27,934,933	$ 27,934,933
LESS INT TRF				4,516,321	4,948,677	4,948,677
NET APPROP	$	$	$	$ 23,228,191	$ 22,986,256	$ 22,986,256
REVENUE				16,289,955	14,609,546	14,609,546
NET CO COST	$	$	$	$ 6,938,236	$ 8,376,710	$ 8,376,710
BUDG POS				736.3	754.7	754.7

WORKLOAD

Indicator	1981-82	1982-83	1983-84 Estimated	1984-85 Projected
Number of Bills Mailed	538,246	436,731	450,858	700,000
Number of Receipts (Excluding Court Trustee)	251,339	207,779	240,000	250,000
Number of Payments Received Court Trustee	565,085	543,091	600,000	700,000
Secured and Unsecured Tax Bills Processed	3,693,455	3,302,393	3,315,000	3,480,000
Secured and Unsecured Payments Processed	4,538,593	4,609,444	4,691,000	4,355,000

DEPARTMENTAL MISSION

On Janury 17, 1984, the Board of Supervisors approved the consolidation of the Departments of Collections and Treasurer-Tax Collector. The mission of the combined Treasurer-Tax Collector Department is to administer and manage the County treasury; provide for the collection, custody, borrowing, and investment of all County, School, and Special District Funds; administer the Banking, Bond and Bond Registration Programs; provide a centralized system for the collections of revenues due the County including current and delinquent property taxes and license fees; collect and distribute payments for support of dependents for the Court Trustee; and work with other County departments to ensure that all revenues are identified and collected. The Treasurer serves as an ex-officio member of the Board of Retirement and the Board of Investments, and administers the Los Angeles County Employee's Retirement Association.

During 1983-84, the Treasurer-Tax Collector Department is expected to overexpend its budget by $943,148. This overexpenditure reflects increased expenditures, totally reimbursable and associated with implementation of SB 813 (Property Tax Acceleration legislation). The Department of Collections is projected to substantially underexpend its current year's Net County Cost by $1,598,071 primarily through increased collection revenues, and savings in Salaries and Employee benefits, and Services and Supplies.

The Department's 1984-85 workload is expected to increase slightly over 1983-84 projections. Budget recommendations provide for program augmentations and 1984-85 Salaries and Employee Benefits increases negotiated with employee bargaining units. The changes in funding requirements and service levels necessary to finance high priority programs are detailed in the following:

RECOMMENDED CHANGES FROM
1983-84 ADJUSTED ALLOWANCE

Program Changes

	Appropriation	Revenue	Net County Cost	Bud. Pos.
1	$ 19,991,504	$ 13,075,184	$ 6,916,320	712.8

Consolidation of Departments: This reflects Board-approved consolidation of the Departments of Collections and Treasurer-Tax Collector.

2	$ 1,680,490	$ --	$ 1,680,490	12.0

Implementation of State Mandated SB 813: This reflects full year funding of 12.0 positions, and departmental expenditures associated with implementation of SB 813 (Property Tax Acceleration legislation). These expenditures are totally reimbursable.

3	$ 88,857	$ 88,857	$ --	5.0

Expansion of Municipal Court's Defense Counsel Cost Recovery Program: This recommendation reflects continued expansion of the Indigent Defense Counsel Cost Recovery Program approved by the Board in November, 1982. This program now operates in 22 of the County's 24 municipal court districts.

4	$ 167,366	$ --	$ 167,366	8.0

Establishment of Superior Court's Defense Counsel Cost Recovery Program: This increase reflects the initial costs of an Indigent Defense Counsel Cost Recovery Program for the Superior Court based on the Municipal Courts' model.

5	$ 283,165	$ --	$ 283,165	4.9

Automated Probation Collections and Disbursement System: This reflects the implementation of the Probation Department's Automated Collections and Disbursement System which will improve the Probation Department's collection of fines and restitutions.

6	$ 274,596	$ --	$ 274,596	16.0

Reinstitution of Juvenile Accounts Collection Program: This change reflects the re-establishment of the Juvenile Accounts Collection Program which was phased-out beginning in 1982-83 following a California Supreme Court decision declaring the fees collected in this program, under then existing statutes, unconstitutional. Recent legislation now allows for the collection of the cost of care, support and maintenance of minors placed, detained, or committed to any institution by order of a juvenile court. It is anticipated that the Probation Department will receive approximately $150,000 in 1983-84 and $1,000,000 in additional revenue from this program in 1984-85.

7	$ (-16,315)	$ --	$ (-16,315)	(-2.0)

Establishment of a Work Measurement and Standards Unit: This decrease reflects the realignment of various positions within the Department to establish a formal work measurement and standards unit.

Other Changes

1	$ 837,953	$ --	$ 837,953	--

Salaries and Employee Benefits Adjustments: This reflects the cost of 1984-85 Salaries and Employee Benefits increases negotiated with employee bargaining units, effective September 1, 1984. No increases were allowed in 1983-84 and the first two months of 1984-85.

	Appropriation	Revenue	Net County Cost	Bud. Pos.
2	$ --	$ --	$ --	--

Warrant Reconciliation: This reflects an increase to Services and Supplies of $445,426 to fund bank charges for reconciliation of various County warrants in lieu of maintaining a $5.5 million compensating balance with the bank providing the service. This increase is totally offset by changes to Non-departmental Special Accounts. This new accounting procedure will make the $5.5 million available to the County for investments at optimum rates of return.

3	$ 136,183	$ --	$ 136,183	--

Increased Services and Supplies: This reflects increases in expenditures associated with departmental operations, partially offset by charges to other County departments.

4	$ 290,000	$ 290,000	$ --	--

Increased Data Processing Services: This reflects costs for continued modifications to the Portfolio Management and Accounting System offset by revenue.

5	$ 95,430	$ 41,745	$ 53,685	--

Increased Fixed Assets: Reflects appropriation for replacement of worn or obsolete equipment. It also reflects costs of labor-saving devices which are partially offset by revenue.

6	$ --	$ 300,000	$ (-300,000)	--

Revenue and Taxation Code Fee Increases: This reflects enactment of AB 1200 (Connelly) which increases redemption fees collected by Treasurer-Tax Collector from $5 to $15 and revises the allocation of the fee between the State and County.

7	$ --	$ 813,760	$ (-813,760)	--

Revenue Increases: This increase primarily reflects the continued improvement in revenues collected by private contract collection agencies, expanded collections in the Municipal Courts Penal Code 987.8 Cost Recovery Program, administrative revenue increases from the Court Trustee child support collections, and increased revenue associated with administrative and system support to the County Board of Retirement.

8	$ --	$ --	$ --	(-2.0)

Early Separation Program: Reflects savings from the Board-approved early separation of two management positions. Pending further Board determination, savings have been reserved to fund management incentives.

9	$ (-842,973)	$ --	$ (-842,973)	--

Miscellaneous Adjustments: These adjustments reflect the net changes for reimbursable services to other County departments and other program realignments.

Total	$ 22,986,256	$ 14,609,546	$ 8,376,710	754.7

COLLECTIONS

FUNCTION GENERAL | FUND GENERAL | ACTIVITY FINANCE

CLASSIFICATION	EXPENDITURES: ACTUAL PRIOR YEAR 1982-83	EXPENDITURES: ESTIMATED CURRENT YEAR 1983-84	APPROPRIATIONS: ADJUSTED ALLOWANCE 1983-84	APPROPRIATIONS: REQUESTED FISCAL YEAR 1984-85	APPROPRIATIONS: RECOMMENDED FISCAL YEAR 1984-85	CHANGE FROM ADJ ALLOWANCE
SAL & EMP BEN	$ 9,273,892	$ 9,574,455	$ 10,099,257	$	$	$ -10,099,257
SVCS & SUPPS	2,157,071	2,350,000	2,499,321			-2,499,321
FIXED ASSETS	7,514	8,445	8,445			-8,445
GROSS APPROP	$ 11,438,477	$ 11,932,900	$ 12,607,023	$	$	$ -12,607,023
LESS INT TRF	1,320,150	2,042,222	2,176,129			-2,176,129
NET APPROP	$ 10,118,327	$ 9,890,678	$ 10,430,894	$	$	$ -10,430,894
REVENUE	8,667,643	8,763,810	7,705,955			-7,705,955
NET CO COST	$ 1,450,684	$ 1,126,868	$ 2,724,939	$	$	$ -2,724,939
BUDG POS	455.9		463.9			-463.9

TREASURER-TAX COLLECTOR

FUNCTION GENERAL | FUND GENERAL | ACTIVITY FINANCE

CLASSIFICATION	EXPENDITURES: ACTUAL PRIOR YEAR 1982-83	EXPENDITURES: ESTIMATED CURRENT YEAR 1983-84	APPROPRIATIONS: ADJUSTED ALLOWANCE 1983-84	APPROPRIATIONS: REQUESTED FISCAL YEAR 1984-85	APPROPRIATIONS: RECOMMENDED FISCAL YEAR 1984-85	CHANGE FROM ADJ ALLOWANCE
SAL & EMP BEN	$ 6,271,039	$ 7,032,188	$ 6,455,133	$	$	$ -6,455,133
SVCS & SUPPS	3,589,191	5,113,334	4,694,292			-4,694,292
FIXED ASSETS	167,388	226,955	24,955			-24,955
GROSS APPROP	$ 10,027,618	$ 12,372,477	$ 11,174,380	$	$	$ -11,174,380
LESS INT TRF	1,369,411	1,518,719	1,613,770			-1,613,770
NET APPROP	$ 8,658,207	$ 10,853,758	$ 9,560,610	$	$	$ -9,560,610
REVENUE	4,771,066	5,719,229	5,369,229			-5,369,229
NET CO COST	$ 3,887,141	$ 5,134,529	$ 4,191,381	$	$	$ -4,191,381
BUDG POS	250.9		248.9			-248.9

WAGES TO PRISONERS

FUNCTION: PUBLIC PROTECTION | FUND: GENERAL | ACTIVITY: DETENTION & CORRECTION

CLASSIFICATION	EXPENDITURES: ACTUAL PRIOR YEAR 1982-83	EXPENDITURES: ESTIMATED CURRENT YEAR 1983-84	APPROPRIATIONS: ADJUSTED ALLOWANCE 1983-84	APPROPRIATIONS: REQUESTED FISCAL YEAR 1984-85	APPROPRIATIONS: RECOMMENDED FISCAL YEAR 1984-85	CHANGE FROM ADJ ALLOWANCE
SAL & EMP BEN	$ 44,520	$ 45,000	$ 45,000	$ 45,000	$ 45,000	$
GROSS APPROP	$ 44,520	$ 45,000	$ 45,000	$ 45,000	$ 45,000	$
NET APPROP	$ 44,520	$ 45,000	$ 45,000	$ 45,000	$ 45,000	$
NET CO COST	$ 44,520	$ 45,000	$ 45,000	$ 45,000	$ 45,000	$

WORKLOAD

Indicator	1981-82	1982-83	1983-84 Estimated	1984-85 Projected
Fire Roads Constructed and Rebuilt (hours)	26,104	38,624	26,280	31,671
Roadside and Telephone Hazard Clearance (hours)	47,000	21,864	27,000	33,361
Fire Suppression (hours)	155,601	126,214	116,000	138,440

MISSION

The recommended appropriation for Wages to Prisoners is to compensate inmates for work performed while confined in a County jail, industrial farm, or road camp as provided by the Penal Code and Section 49 of the County Charter. The appropriation provides payments to families of prisoners sentenced for failure to provide, and payments to prisoners convicted on other charges.

WATERWORKS DISTRICTS SUMMARY

	ACTUAL PRIOR YEAR 1982-83	ESTIMATED CURRENT YEAR 1983-84	ADJUSTED ALLOWANCE 1983-84	REQUESTED FISCAL YEAR 1984-85	RECOMMENDED FISCAL YEAR 1984-85	CHANGE FROM ADJ ALLOWANCE
REQUIREMENTS						
APPROPRIATIONS:						
OPERATING EXPENSE						
OPERATING EXPENSES	$ 11,471,851	$ 12,486,872	$ 13,179,900	$ 14,505,500	$ 14,505,500	$ 1,325,600
TOT OP EXPENSE	$ 11,471,851	$ 12,486,872	$ 13,179,900	$ 14,505,500	$ 14,505,500	$ 1,325,600
NON-OPERATING EXPENSE						
NON-OP EXPENSES	1,508,243	1,296,683	1,231,152	1,309,455	1,309,455	78,303
TOT NON-OP EXPENSE	$ 1,508,243	$ 1,296,683	$ 1,231,152	$ 1,309,455	$ 1,309,455	$ 78,303
FIXED ASSETS						
FIXED ASSETS-EQUIP	$ 2,252,505	$ 4,592,000	$ 7,893,029	$ 9,901,765	$ 9,901,765	$ 2,008,736
TOT FIXED ASSETS	$ 2,252,505	$ 4,592,000	$ 7,893,029	$ 9,901,765	$ 9,901,765	$ 2,008,736
APPROP FOR CONT	$	$	$ 1,727,344	$ 2,096,478	$ 2,096,478	$ 369,134
TOT APPROPRIATIONS	$ 15,232,599	$ 18,375,555	$ 24,031,425	$ 27,813,198	$ 27,813,198	$ 3,781,773
RESERVES:						
PROV FOR RESERVES	$ 15,513	$	$ 3,559,397	$ 3,131,823	$ 3,131,823	$ -427,574
EST DELINQUENCIES			79,406			-79,406
TOT RESERVES	$ 15,513	$	$ 3,638,803	$ 3,131,823	$ 3,131,823	$ -506,980
TOT REQUIREMENTS	$ 15,248,112	$ 18,375,555	$ 27,670,228	$ 30,945,021	$ 30,945,021	$ 3,274,793
AVAILABLE FUNDS						
SURPLUS	$ 9,009,546	$ 9,589,850	$ 9,547,375	$ 9,080,709	$ 9,080,709	$ -466,666
REVENUES:						
OPERATING REVENUE	$ 10,642,097	$ 12,598,352	$ 13,923,217	$ 16,062,143	$ 16,062,143	$ 2,138,926
NON-OP REVENUE	3,367,402	3,430,495	2,381,415	3,899,400	3,899,400	1,517,985
TOT REVENUE	$ 14,009,499	$ 16,028,847	$ 16,304,632	$ 19,961,543	$ 19,961,543	$ 3,656,911
TOT AVAILABLE FUNDS	$ 23,019,045	$ 25,618,697	$ 25,852,007	$ 29,042,252	$ 29,042,252	$ 3,190,245
TAX LEVY	$ 1,704,184	$ 1,837,567	$ 1,818,221	$ 1,902,769	$ 1,902,769	$ 84,548

MISSION

The Waterworks Districts, under the jurisdiction of the Board of Supervisors, provide for the administration, maintenance, operation, and improvement of district water systems. These costs are borne exclusively by the Districts from revenue derived from the sale of water, water service, standby charges, and/or levies on taxable property.

The Districts' performance in the current fiscal year indicates that budgetary provisions are sufficient for providing Board-approved service levels and the Districts project a year end available fund balance of $9,080,709.

To meet the 1984-85 requirements of the General Fund budgets of 15 of 17 Waterworks Districts, water rate increases ranging from 4.2% to 18% are needed. The changes in funding requirements are described in the following:

Other Changes

	Requirements	Available Funds	Bud. Pos.
1	$ 1,325,600	$ --	--

Operating Expenses: Reflects a 10.0% increase in maintenance and operational expenses.

2	$ 78,303	$ --	--

Non-Operating Expenses: Reflects an increase in interest payments on a new loan.

3	$ 2,008,736	$ --	--

Fixed Assets: Reflects an increase for equipment replacement and acquisition, and structural improvements.

4	$ 369,134	$ --	--

Appropriation for Contingencies: Allocation required to ensure sufficient funds are available for unforeseen expenditures.

5	$ (-427,574)	$ --	--

Reserves: Reflects a decrease in reserves which provide funding for proposed water system additions or improvements.

6	$ (-79,406)	$ --	--

Estimated Delinquencies: Represents a decrease in the Districts' delinquency reserve.

7	$ --	$ 3,274,793	--

Financing Elements: Reflects the surplus, operating and non-operating revenue and tax levy estimates for 1984-85.

Total	$ 3,274,793	$ 3,274,793	--

WORKERS COMPENSATION

FUNCTION: GENERAL | FUND: GENERAL | ACTIVITY: OTHER GENERAL

CLASSIFICATION	EXPENDITURES: ACTUAL PRIOR YEAR 1982-83	EXPENDITURES: ESTIMATED CURRENT YEAR 1983-84	APPROPRIATIONS: ADJUSTED ALLOWANCE 1983-84	APPROPRIATIONS: REQUESTED FISCAL YEAR 1984-85	APPROPRIATIONS: RECOMMENDED FISCAL YEAR 1984-85	APPROPRIATIONS: CHANGE FROM ADJ ALLOWANCE
SAL & EMP BEN	$ 15,977,889	$ 40,405,481	$ 40,405,481	$ 37,555,619	$ 40,540,816	$ 135,335
LESS EXP DIST	21,749,669	40,405,481	40,405,481	37,555,619	40,540,816	135,335
TOTAL S&EB	$ -5,771,780	$	$	$	$	$
SVCS & SUPPS	7,384			5,147,872		
LESS EXP DIST				5,147,872		
TOTAL S&S	$ 7,384	$	$	$	$	$
GROSS APPROP	$ -5,764,396	$	$	$	$	$
NET APPROP	$ -5,764,396	$	$	$	$	$
REVENUE	2,023,345	661,534		321,650		
NET CO COST	$ -7,787,741	$ -661,534	$	$ -321,650	$	$

WORKLOAD

Indicator	1981-82	1982-83	1983-84 Estimated	1984-85 Projected
Cases	16,527	15,946	18,100	18,200

MISSION

On May 27, 1969, the Board established the Workers' Compensation Trust Fund to provide a self-insurance program for workers' compensation liability. This appropriation centrally reflects only the General Fund contribution to the Workers' Compensation Trust Fund. All departments in the General Fund reimburse this central appropriation for their proportionate share of expenses. As a result, there are no Net County Costs of the program in this budget unit. The Hospital Enterprise Funds, Road Fund, Fire Protection Districts, Flood Control District, and Public Library also participate in the Trust Fund and self-insurance program. These agencies' budgets reflect their workers' compensation appropriation.

Workers' compensation benefits provided under State law (Labor Code Section 3201, et seq) to eligible injured employees include full coverage of medical expense, temporary disability payments in lieu of salary, permanent disability payments where an employee's injury limits his/her ability to compete in the open labor market, death benefits to dependents and special benefits for public safety employees.

The estimated/actual reflects a Net County Cost savings of $661,534. This results from unanticipated State SB 90 reimbursement revenue for 1981-82 and 1982-83.

The Board adopted a policy in April, 1983 which called for use of $38.0 million of the Trust Fund Reserves by the General Fund in 1982-83. This policy converted the program to a pay-as-you-go program.

RECOMMENDED CHANGES FROM
1983-84 ADJUSTED ALLOWANCE

Other Changes

	Appropriation	Revenue	Net County Cost	Bud. Pos.
1	$ 135,335	$ --	$ 135,335	--

Salaries and Employee Benefits: This reflects the increased cost to the General Fund for employees transferred to Health Services - Ambulatory Care due to the closure of Long Beach General Hospital.

2	$ (-135,335)	$ --	$ (-135,335)	--

Expenditure Distribution: This reflects the distribution of increased costs to Health Services - Ambulatory Care.

Total	$ --	$ --	$ --	--

SPECIAL DISTRICTS

MISSION

The following Special Districts in various locations throughout the County provide a variety of specialized services, including drainage maintenance, garbage disposal, landscape maintenance, street lighting, and sewer maintenance. The Special Districts are financed by a combination of property taxes and the collection of benefit assessments and user charges as a means of equitably distributing the costs of providing services to benefited properties and residents.

The 1984 recommendations with one exception, reflect increased operating requirements primarily attributable to the impact of inflation on maintenance, utility, and contract costs. Due to the success of the Road Department's program of conversion of existing street lights to energy savings high pressure sodium lights, requirements for the Street Lighting Districts are decreased for 1984-85.

The other major change includes:

-- The creation of the Other Special Districts budget unit containing County Service Area #2, Drainage Assessment District #1 - Quartz Hill; and Drainage Assessment District #2 - Big Rock, which reflects the cost and corresponding assessment for maintenance of dewatering wells in the Big Rock Mesa Area County Improvement District.

DRAINAGE MAINTENANCE DISTRICTS SUMMARY

	ACTUAL PRIOR YEAR 1982-83	ESTIMATED CURRENT YEAR 1983-84	ADJUSTED ALLOWANCE 1983-84	REQUESTED FISCAL YEAR 1984-85	RECOMMENDED FISCAL YEAR 1984-85	CHANGE FROM ADJ ALLOWANCE
REQUIREMENTS						
APPROPRIATIONS						
SVCS & SUPPS	$ 3,761	$ 7,008	$ 529,629	$ 623,670	$ 623,670	$ 94,041
NET APPROP	$ 3,761	$ 7,008	$ 529,629	$ 623,670	$ 623,670	$ 94,041
RESERVES						
EST DELINQ			822	822	822	
TOT RESERVES	$	$	$ 822	$ 822	$ 822	$
REQUIREMENTS	$ 3,761	$ 7,008	$ 530,451	$ 624,492	$ 624,492	$ 94,041
AVAILABLE FUNDS						
SURPLUS	$ 369,409	$	$ 457,084	$ 536,583	$ 536,583	$ 79,499
REVENUE	53,119	45,367	37,236	45,767	45,767	8,531
TAX LEVY	38,317	41,140	36,131	42,142	42,142	6,011
AVAIL FUNDS	$ 460,845	$ 86,507	$ 530,451	$ 624,492	$ 624,492	$ 94,041

GARBAGE DISPOSAL DISTRICTS SUMMARY

	ACTUAL PRIOR YEAR 1982-83	ESTIMATED CURRENT YEAR 1983-84	ADJUSTED ALLOWANCE 1983-84	REQUESTED FISCAL YEAR 1984-85	RECOMMENDED FISCAL YEAR 1984-85	CHANGE FROM ADJ ALLOWANCE
REQUIREMENTS						
APPROPRIATIONS						
SVCS & SUPPS	$ 4,570,398	$ 5,908,489	$ 5,908,489	$ 5,438,239	$ 5,438,239	$ -470,250
NET APPROP	$ 4,570,398	$ 5,908,489	$ 5,908,489	$ 5,438,239	$ 5,438,239	$ -470,250
RESERVES						
GEN RESERVES			5,493,584	3,262,943	6,644,439	1,150,855
RES FOR ENCUM	499,917					
EST DELINQ			548,253	554,625	665,578	117,325
TOT RESERVES	$ 499,917	$	$ 6,041,837	$ 3,817,568	$ 7,310,017	$ 1,268,180
REQUIREMENTS	$ 5,070,315	$ 5,908,489	$ 11,950,326	$ 9,255,807	$ 12,748,256	$ 797,930
AVAILABLE FUNDS						
SURPLUS	$ 4,563,314	$ 6,408,502	$ 6,408,502	$ 2,322,993	$ 6,162,773	$ -245,729
REVENUE	5,893,906	4,465,492	4,465,492	5,834,955	5,356,556	891,064
TAX LEVY	1,081,141	1,097,859	1,076,332	1,097,859	1,228,927	152,595
AVAIL FUNDS	$ 11,538,361	$ 11,971,853	$ 11,950,326	$ 9,255,807	$ 12,748,256	$ 797,930

LANDSCAPE MAINT DISTRICTS & LIAD SUMMARY

	ACTUAL PRIOR YEAR 1982-83	ESTIMATED CURRENT YEAR 1983-84	ADJUSTED ALLOWANCE 1983-84	REQUESTED FISCAL YEAR 1984-85	RECOMMENDED FISCAL YEAR 1984-85	CHANGE FROM ADJ ALLOWANCE
REQUIREMENTS						
APPROPRIATIONS						
SVCS & SUPPS	$ 967,993	$ 1,068,223	$ 1,088,995	$ 1,322,087	$ 1,322,087	$ 233,092
OTH CHAR/USES	567,693	420,209	420,209	488,743	488,743	68,534
NET APPROP	$ 1,535,686	$ 1,488,432	$ 1,509,204	$ 1,810,830	$ 1,810,830	$ 301,626
RESERVES						
GEN RESERVES			449,249	482,191	482,191	32,942
RES FOR ENCUM	126,593					
EST DELINQ			15,887	19,115	19,115	3,228
TOT RESERVES	$ 126,593	$	$ 465,136	$ 501,306	$ 501,306	$ 36,170
REQUIREMENTS	$ 1,662,279	$ 1,488,432	$ 1,974,340	$ 2,312,136	$ 2,312,136	$ 337,796
AVAILABLE FUNDS						
SURPLUS	$ 885,291	$ 886,067	$ 886,067	$ 777,083	$ 777,083	$ -108,984
REVENUE	677,109	313,614	321,984	616,740	616,740	294,756
BENEFIT ASSESS	687,623	504,981	438,830	562,557	562,557	123,727
TAX LEVY	298,328	310,483	327,459	355,756	355,756	28,297
AVAIL FUNDS	$ 2,548,351	$ 2,015,145	$ 1,974,340	$ 2,312,136	$ 2,312,136	$ 337,796

OTHER SPECIAL DISTRICTS

	ACTUAL PRIOR YEAR 1982-83	ESTIMATED CURRENT YEAR 1983-84	ADJUSTED ALLOWANCE 1983-84	REQUESTED FISCAL YEAR 1984-85	RECOMMENDED FISCAL YEAR 1984-85	CHANGE FROM ADJ ALLOWANCE
REQUIREMENTS						
APPROPRIATIONS						
SVCS & SUPPS	$ 55,739	$ 49,300	$ 29,200	$ 367,359	$ 367,359	$ 338,159
APPR FOR CONT				4,000	4,000	4,000
NET APPROP	$ 55,739	$ 49,300	$ 29,200	$ 371,359	$ 371,359	$ 342,159
RESERVES						
GEN RESERVES			7,800	10,000	10,000	2,200
OTHER RESERVE	24,884					
RES FOR ENCUM	28,561					
TOT RESERVES	$ 53,445	$	$ 7,800	$ 10,000	$ 10,000	$ 2,200
REQUIREMENTS	$ 109,184	$ 49,300	$ 37,000	$ 381,359	$ 381,359	$ 344,359
AVAILABLE FUNDS						
SURPLUS	$ 45,100	$ 24,884	$ 6,200	$ 34,684	$ 34,684	$ 28,484
REVENUE	5,284					
BENEFIT ASSESS	65,000	52,900	30,800	346,675	346,675	315,875
AVAIL FUNDS	$ 115,384	$ 77,784	$ 37,000	$ 381,359	$ 381,359	$ 344,359

REC AND PARK DISTRICTS & LLAD SUMMARY

	ACTUAL PRIOR YEAR 1982-83	ESTIMATED CURRENT YEAR 1983-84	ADJUSTED ALLOWANCE 1983-84	REQUESTED FISCAL YEAR 1984-85	RECOMMENDED FISCAL YEAR 1984-85	CHANGE FROM ADJ ALLOWANCE
REQUIREMENTS						
APPROPRIATIONS						
SVCS & SUPPS	$ 107,400	$ 123,988	$ 130,377	$ 145,198	$ 145,198	$ 14,821
OTH CHAR/USES	50,764	49,032	49,032	72,098	72,098	23,066
NET APPROP	$ 158,164	$ 173,020	$ 179,409	$ 217,296	$ 217,296	$ 37,887
RESERVES						
GEN RESERVES			49,395	45,929	45,929	-3,466
OTHER RESERVE	3,434					
RES FOR ENCUM	24,696					
EST DELINQ			1,755	2,431	2,431	676
TOT RESERVES	$ 28,130	$	$ 51,150	$ 48,360	$ 48,360	$ -2,790
REQUIREMENTS	$ 186,294	$ 173,020	$ 230,559	$ 265,656	$ 265,656	$ 35,097
AVAILABLE FUNDS						
SURPLUS	$ 98,004	$ 75,251	$ 75,251	$ 60,590	$ 60,590	$ -14,661
REVENUE	66,022	66,767	61,519	87,513	87,513	25,994
BENEFIT ASSESS	53,216	48,130	45,161	68,151	68,151	22,990
TAX LEVY	44,303	45,217	48,628	49,402	49,402	774
AVAIL FUNDS	$ 261,545	$ 235,365	$ 230,559	$ 265,656	$ 265,656	$ 35,097

SEWER MAINTENANCE DISTRICTS SUMMARY

	ACTUAL PRIOR YEAR 1982-83	ESTIMATED CURRENT YEAR 1983-84	ADJUSTED ALLOWANCE 1983-84	REQUESTED FISCAL YEAR 1984-85	RECOMMENDED FISCAL YEAR 1984-85	CHANGE FROM ADJ ALLOWANCE
REQUIREMENTS						
APPROPRIATIONS						
SVCS & SUPPS	$ 7,236,925	$ 7,698,434	$ 9,146,274	$ 10,695,553	$ 10,695,553	$ 1,549,279
FIXED ASSETS	198,001	347,110	347,110	367,745	367,745	20,635
APPR FOR CONT			775,018	806,700	806,700	31,682
NET APPROP	$ 7,434,926	$ 8,045,544	$ 10,268,402	$ 11,869,998	$ 11,869,998	$ 1,601,596
RESERVES						
GEN RESERVES			3,006,097	3,438,450	3,438,450	432,353
OTHER RESERVE	1,655,899					
RES FOR ENCUM	653,452					
TOT RESERVES	$ 2,309,351	$	$ 3,006,097	$ 3,438,450	$ 3,438,450	$ 432,353
REQUIREMENTS	$ 9,744,277	$ 8,045,544	$ 13,274,499	$ 15,308,448	$ 15,308,448	$ 2,033,949
AVAILABLE FUNDS						
SURPLUS	$ 6,528,408	$ 205,386	$ 5,455,099	$ 6,270,113	$ 6,270,113	$ 815,014
REVENUE	8,667,443	8,655,172	7,819,400	9,038,335	9,038,335	1,218,935
AVAIL FUNDS	$ 15,195,851	$ 8,860,558	$ 13,274,499	$ 15,308,448	$ 15,308,448	$ 2,033,949

STREET LIGHTING DISTRICTS & LLAD SUMMARY

	ACTUAL PRIOR YEAR 1982-83	ESTIMATED CURRENT YEAR 1983-84	ADJUSTED ALLOWANCE 1983-84	REQUESTED FISCAL YEAR 1984-85	RECOMMENDED FISCAL YEAR 1984-85	CHANGE FROM ADJ ALLOWANCE
REQUIREMENTS						
APPROPRIATIONS						
SVCS & SUPPS	$ 15,311,027	$ 15,832,594	$ 18,137,293	$ 17,422,970	$ 17,422,970	$ -714,323
OTH CHAR/USES	8,218,415	9,230,246	9,837,817	9,683,172	9,657,147	-180,670
NET APPROP	$ 23,529,442	$ 25,062,840	$ 27,975,110	$ 27,106,142	$ 27,080,117	$ -894,993
RESERVES						
OTHER RESERVE	67,218					
RES FOR ENCUM	20,430					
EST DELINQ			397,034	414,316	413,935	16,901
TOT RESERVES	$ 87,648	$	$ 397,034	$ 414,316	$ 413,935	$ 16,901
REQUIREMENTS	$ 23,617,090	$ 25,062,840	$ 28,372,144	$ 27,520,458	$ 27,494,052	$ -878,092
AVAILABLE FUNDS						
SURPLUS	$ 4,309,764	$ 4,832,573	$ 4,832,573	$ 3,967,856	$ 3,811,060	$ -1,021,513
REVENUE	9,500,274	10,668,239	10,689,120	9,501,069	9,640,506	-1,048,614
BENEFIT ASSESS	9,660,587	8,196,028	7,447,075	8,274,459	8,400,506	953,431
TAX LEVY	4,970,428	5,177,060	5,403,376	5,777,074	5,641,980	238,604
AVAIL FUNDS	$ 28,441,053	$ 28,873,900	$ 28,372,144	$ 27,520,458	$ 27,494,052	$ -878,092

SPECIAL FUNDS

Services and programs financed by Special Funds are entirely funded by revenue other than property taxes. These services and programs include:

-- Administration of Child Abuse and Neglect Prevention Programs, financed by a special assessment on certified copies of birth certificates as authorized by State legislation.

-- Funds for acquisition, construction, and expansion of court and criminal justice facilities through two separate funds financed from fines and forfeitures:

- Courthouse Temporary Construction Fund.
- Criminal Justice Facility Temporary Construction Fund.

-- Administration of the program for deferral of earned compensation, and income tax thereon, by deductions from employees' pay.

-- Administration of Domestic Violence Shelter Programs, financed by a special assessment on marriage licenses, confidential marriage certificates, and filings for responses to protective orders as authorized by State legislation.

-- Protection and propagation of fish and wildlife, funded by the County's share of fines assessed for violation of State Fish and Game laws.

-- Reserves as pledge for the County's various borrowing programs.

-- Various improvements for County owned golf courses, financed by a percentage of gross golf course green fees.

-- Low income and moderate housing project planning and development for unincorporated areas of the County and 47 participating cities, financed through Federal grant allocation and administered under contract with Community Development Commission.

-- Maintenance of a store for jail inmates, providing the opportunity to purchase personal supplies which are not provided by the County, which is funded by revenue received by the sale of such items.

-- Accumulated funds from surcharge on vehicle usage by subvented departments, special funds, special districts and enterprise funds for purchase of motor vehicles.

-- Development and operation of needed off-highway vehicle facilities, financed by the County's share of license fees on off-highway vehicles, as authorized by Public Resource Code and Vehicle Code.

-- Operation of off-street parking lots in certain unincorporated areas financed by parking meter fees.

-- Capital improvements and major repairs at County regional parks. Funds are provided by vehicle entry fees charged at the various regional parks.

-- State funds for alcoholism programs pursuant to the Statham Act financed from drinking driver fines.

-- Administration of the program to provide temporary shelter and food for homeless and displaced persons, financed from a one-time grant and donations from public sources. Since private donations were not received, this fund is being deleted. Program costs will be met by ongoing Community Services Block Grant funds.

CHILD ABUSE/ NEGLECT PREVENT PROG FUND

FUNCTION: PUBLIC ASSISTANCE
FUND: CHILD ABUSE/NEGLECT PREVENT
ACTIVITY: OTHER ASSISTANCE

CLASSIFICATION	EXPENDITURES: ACTUAL PRIOR YEAR 1982-83	EXPENDITURES: ESTIMATED CURRENT YEAR 1983-84	APPROPRIATIONS: ADJUSTED ALLOWANCE 1983-84	APPROPRIATIONS: REQUESTED FISCAL YEAR 1984-85	APPROPRIATIONS: RECOMMENDED FISCAL YEAR 1984-85	APPROPRIATIONS: CHANGE FROM ADJ ALLOWANCE
REQUIREMENTS						
APPROPRIATIONS						
SVCS & SUPPS	$	$	$ 1,670,996	$ 2,425,450	$ 2,425,450	$ 754,454
GROSS APPROP	$	$	$ 1,670,996	$ 2,425,450	$ 2,425,450	$ 754,454
NET APPROP	$	$	$ 1,670,996	$ 2,425,450	$ 2,425,450	$ 754,454
TOT REQMTS	$	$	$ 1,670,996	$ 2,425,450	$ 2,425,450	$ 754,454
AVAILABLE FUNDS						
SURPLUS	$	$ 453,009	$ 453,009	$ 1,403,050	$ 1,403,050	$ 950,041
REVENUE	453,009	950,041	1,217,987	1,022,400	1,022,400	-195,587
TOT AVAIL FDS	$ 453,009	$ 1,403,050	$ 1,670,996	$ 2,425,450	$ 2,425,450	$ 754,454

COURTHOUSE CONSTRUCTION FUND

FUNCTION: GENERAL
FUND: COURTHOUSE CONSTRUCTION
ACTIVITY: PLANT ACQUISITION

CLASSIFICATION	EXPENDITURES: ACTUAL PRIOR YEAR 1982-83	EXPENDITURES: ESTIMATED CURRENT YEAR 1983-84	APPROPRIATIONS: ADJUSTED ALLOWANCE 1983-84	APPROPRIATIONS: REQUESTED FISCAL YEAR 1984-85	APPROPRIATIONS: RECOMMENDED FISCAL YEAR 1984-85	APPROPRIATIONS: CHANGE FROM ADJ ALLOWANCE
REQUIREMENTS						
APPROPRIATIONS						
SVCS & SUPPS	$ 379,144	$ 4,592,548	$ 4,592,548	$ 4,507,697	$ 4,507,697	$ -84,851
FIXED ASSETS	843,688	4,811,621	10,560,800	5,881,478	8,331,200	-2,229,600
GROSS APPROP	$ 1,222,832	$ 9,404,169	$ 15,153,348	$ 10,389,175	$ 12,838,897	$ -2,314,451
NET APPROP	$ 1,222,832	$ 9,404,169	$ 15,153,348	$ 10,389,175	$ 12,838,897	$ -2,314,451
RESERVES						
OTHER RESERVE	12,104,475					
RES FOR ENCUM	2,997,865					
TOT RESERVES	$ 15,102,340	$	$	$	$	$
TOT REQMTS	$ 16,325,172	$ 9,404,169	$ 15,153,348	$ 10,389,175	$ 12,838,897	$ -2,314,451
AVAILABLE FUNDS						
SURPLUS	$ 12,224,585	$	$ 6,453,348	$ 389,175	$ 2,838,897	$ -3,614,451
REVENUE	10,553,935	10,000,000	8,700,000	10,000,000	10,000,000	1,300,000
TOT AVAIL FDS	$ 22,778,520	$ 10,000,000	$ 15,153,348	$ 10,389,175	$ 12,838,897	$ -2,314,451

CRIM JUSTICE FAC CONSTR FUND

FUNCTION: GENERAL | FUND: CRIM JUS FAC CONSTRUCTION | ACTIVITY: PLANT ACQUISITION

CLASSIFICATION	EXPENDITURES ACTUAL PRIOR YEAR 1982-83	EXPENDITURES ESTIMATED CURRENT YEAR 1983-84	APPROPRIATIONS ADJUSTED ALLOWANCE 1983-84	APPROPRIATIONS REQUESTED FISCAL YEAR 1984-85	APPROPRIATIONS RECOMMENDED FISCAL YEAR 1984-85	CHANGE FROM ADJ ALLOWANCE
REQUIREMENTS						
SVCS & SUPPS	$ 2,962,796	$ 3,709,906	$ 3,065,820	$ 6,739,301	$ 6,739,301	$ 3,673,481
FIXED ASSETS	1,600,630	1,660,361	5,708,942	1,712,300	1,581,300	-4,127,642
GROSS APPROP	$ 4,563,426	$ 5,370,267	$ 8,774,762	$ 8,451,601	$ 8,320,601	$ -454,161
NET APPROP	$ 4,563,426	$ 5,370,267	$ 8,774,762	$ 8,451,601	$ 8,320,601	$ -454,161
RESERVES						
OTHER RESERVE	9,723,510					
RES FOR ENCUM	207,473					
TOT RESERVES	$ 9,930,983	$	$	$	$	$
TOT REQMTS	$ 14,494,409	$ 5,370,267	$ 8,774,762	$ 8,451,601	$ 8,320,601	$ -454,161
AVAILABLE FUNDS						
SURPLUS	$ 4,149,871	$	$ 74,762	$	$	$ -74,762
REVENUE	10,419,300	10,000,000	8,700,000	8,451,601	8,320,601	-379,399
TOT AVAIL FDS	$ 14,569,171	$ 10,000,000	$ 8,774,762	$ 8,451,601	$ 8,320,601	$ -454,161

DEFERRED COMPENSATION FUND

FUNCTION: GENERAL | FUND: DEFERRED COMP | ACTIVITY: OTHER GENERAL

CLASSIFICATION	EXPENDITURES ACTUAL PRIOR YEAR 1982-83	EXPENDITURES ESTIMATED CURRENT YEAR 1983-84	APPROPRIATIONS ADJUSTED ALLOWANCE 1983-84	APPROPRIATIONS REQUESTED FISCAL YEAR 1984-85	APPROPRIATIONS RECOMMENDED FISCAL YEAR 1984-85	CHANGE FROM ADJ ALLOWANCE
REQUIREMENTS						
APPROPRIATIONS						
OTH CHAR/USES	$ 6,419,225	$ 9,027,385	$ 9,356,755	$ 13,830,231	$ 13,830,231	$ 4,473,476
GROSS APPROP	$ 6,419,225	$ 9,027,385	$ 9,356,755	$ 13,830,231	$ 13,830,231	$ 4,473,476
NET APPROP	$ 6,419,225	$ 9,027,385	$ 9,356,755	$ 13,830,231	$ 13,830,231	$ 4,473,476
TOT REQMTS	$ 6,419,225	$ 9,027,385	$ 9,356,755	$ 13,830,231	$ 13,830,231	$ 4,473,476
AVAILABLE FUNDS						
REVENUE	$ 6,419,225	$ 9,027,385	$ 9,356,755	$ 13,830,231	$ 13,830,231	$ 4,473,476
TOT AVAIL FDS	$ 6,419,225	$ 9,027,385	$ 9,356,755	$ 13,830,231	$ 13,830,231	$ 4,473,476

Special Funds (contd)

DOMESTIC VIOLENCE PROGRAM FUND

FUNCTION: PUBLIC ASSISTANCE | FUND: DOMESTIC VIOLENCE | ACTIVITY: OTHER ASSISTANCE

CLASSIFICATION	EXPENDITURES ACTUAL PRIOR YEAR 1982-83	EXPENDITURES ESTIMATED CURRENT YEAR 1983-84	APPROPRIATIONS ADJUSTED ALLOWANCE 1983-84	APPROPRIATIONS REQUESTED FISCAL YEAR 1984-85	APPROPRIATIONS RECOMMENDED FISCAL YEAR 1984-85	CHANGE FROM ADJ ALLOWANCE
REQUIREMENTS						
APPROPRIATIONS						
SVCS & SUPPS	$ 685,425	$ 894,703	$ 1,421,232	$ 1,403,614	$ 1,403,614	$ -17,618
GROSS APPROP	$ 685,425	$ 894,703	$ 1,421,232	$ 1,403,614	$ 1,403,614	$ -17,618
NET APPROP	$ 685,425	$ 894,703	$ 1,421,232	$ 1,403,614	$ 1,403,614	$ -17,618
RESERVES						
RES FOR ENCUM	21,467					
TOT REQMTS	$ 706,892	$ 894,703	$ 1,421,232	$ 1,403,614	$ 1,403,614	$ -17,618
AVAILABLE FUNDS						
SURPLUS	$ 379,998	$ 415,683	$ 415,683	$ 470,370	$ 470,370	$ 54,687
REVENUE	742,577	949,390	1,005,549	933,244	933,244	-72,305
TOT AVAIL FDS	$ 1,122,575	$ 1,365,073	$ 1,421,232	$ 1,403,614	$ 1,403,614	$ -17,618

FISH & GAME PROPAGATION FUND

FUNCTION: PUBLIC PROTECTION | FUND: FISH & GAME PROP | ACTIVITY: OTHER PROTECTION

CLASSIFICATION	EXPENDITURES ACTUAL PRIOR YEAR 1982-83	EXPENDITURES ESTIMATED CURRENT YEAR 1983-84	APPROPRIATIONS ADJUSTED ALLOWANCE 1983-84	APPROPRIATIONS REQUESTED FISCAL YEAR 1984-85	APPROPRIATIONS RECOMMENDED FISCAL YEAR 1984-85	CHANGE FROM ADJ ALLOWANCE
REQUIREMENTS						
APPROPRIATIONS						
SVCS & SUPPS	$ 42,086	$ 103,240	$ 207,277	$ 212,262	$ 212,262	$ 4,985
FIXED ASSETS	11,399		30,000	30,000	30,000	
GROSS APPROP	$ 53,485	$ 103,240	$ 237,277	$ 242,262	$ 242,262	$ 4,985
NET APPROP	$ 53,485	$ 103,240	$ 237,277	$ 242,262	$ 242,262	$ 4,985
RESERVES						
OTHER RESERVE	82,701					
RES FOR ENCUM	20,440					
TOT RESERVES	$ 103,141	$	$	$	$	$
TOT REQMTS	$ 156,626	$ 103,240	$ 237,277	$ 242,262	$ 242,262	$ 4,985
AVAILABLE FUNDS						
SURPLUS	$ 222,701	$ 160,524	$ 160,524	$ 149,773	$ 149,773	$ -10,751
REVENUE	94,449	92,489	76,753	92,489	92,489	15,736
TOT AVAIL FDS	$ 317,150	$ 253,013	$ 237,277	$ 242,262	$ 242,262	$ 4,985

FUNDED INTEREST PLEDGE RESERVE FUND

FUNCTION: DEBT SERVICE
FUND: FUNDED INT PLEDGE RES FD
ACTIVITY: INTEREST ON LONG TERM DEBT

CLASSIFICATION	EXPENDITURES ACTUAL PRIOR YEAR 1982-83	EXPENDITURES ESTIMATED CURRENT YEAR 1983-84	APPROPRIATIONS ADJUSTED ALLOWANCE 1983-84	APPROPRIATIONS REQUESTED FISCAL YEAR 1984-85	APPROPRIATIONS RECOMMENDED FISCAL YEAR 1984-85	CHANGE FROM ADJ ALLOWANCE
REQUIREMENTS						
APPROPRIATIONS						
OTH CHAR/USES	$	$	$	$ 3,900,000	$ 3,900,000	$ 3,900,000
GROSS APPROP	$	$	$	$ 3,900,000	$ 3,900,000	$ 3,900,000
NET APPROP	$	$	$	$ 3,900,000	$ 3,900,000	$ 3,900,000
TOT REQMTS	$	$	$	$ 3,900,000	$ 3,900,000	$ 3,900,000
AVAILABLE FUNDS						
REVENUE	$	$	$	$ 3,900,000	$ 3,900,000	$ 3,900,000
TOT AVAIL FDS	$	$	$	$ 3,900,000	$ 3,900,000	$ 3,900,000

GOLF COURSE FUND

FUNCTION: RECREATION & CULTURAL SERVICES
FUND: GOLF COURSE
ACTIVITY: RECREATION FACILITIES

CLASSIFICATION	EXPENDITURES ACTUAL PRIOR YEAR 1982-83	EXPENDITURES ESTIMATED CURRENT YEAR 1983-84	APPROPRIATIONS ADJUSTED ALLOWANCE 1983-84	APPROPRIATIONS REQUESTED FISCAL YEAR 1984-85	APPROPRIATIONS RECOMMENDED FISCAL YEAR 1984-85	CHANGE FROM ADJ ALLOWANCE
REQUIREMENTS						
APPROPRIATIONS						
SVCS & SUPPS	$ 7,358	$ 318,182	$ 318,182	$ 550,225	$ 550,225	$ 232,043
GROSS APPROP	$ 7,358	$ 318,182	$ 318,182	$ 550,225	$ 550,225	$ 232,043
NET APPROP	$ 7,358	$ 318,182	$ 318,182	$ 550,225	$ 550,225	$ 232,043
RESERVES						
OTHER RESERVE	36,693					
TOT REQMTS	$ 44,051	$ 318,182	$ 318,182	$ 550,225	$ 550,225	$ 232,043
AVAILABLE FUNDS						
SURPLUS	$	$ 141,769	$ 141,769	$	$	$ -141,769
REVENUE	185,820	176,413	176,413	550,225	550,225	373,812
TOT AVAIL FDS	$ 185,820	$ 318,182	$ 318,182	$ 550,225	$ 550,225	$ 232,043

Special Funds (contd)

HOUSING & COMMUNITY DEVELOPMENT ACT FUND

FUNCTION: PUBLIC ASSISTANCE | FUND: HCDA | ACTIVITY: OTHER ASSISTANCE

CLASSIFICATION	EXPENDITURES: ACTUAL PRIOR YEAR 1982-83	EXPENDITURES: ESTIMATED CURRENT YEAR 1983-84	APPROPRIATIONS: ADJUSTED ALLOWANCE 1983-84	APPROPRIATIONS: REQUESTED FISCAL YEAR 1984-85	APPROPRIATIONS: RECOMMENDED FISCAL YEAR 1984-85	APPROPRIATIONS: CHANGE FROM ADJ ALLOWANCE
REQUIREMENTS						
APPROPRIATIONS						
SVCS & SUPPS	$ 18,635,958	$ 43,475,825	$ 78,296,300	$ 81,699,910	$ 81,699,910	$ 3,403,610
GROSS APPROP	$ 18,635,958	$ 43,475,825	$ 78,296,300	$ 81,699,910	$ 81,699,910	$ 3,403,610
NET APPROP	$ 18,635,958	$ 43,475,825	$ 78,296,300	$ 81,699,910	$ 81,699,910	$ 3,403,610
RESERVES						
RES FOR ENCUM	2,351,285					
TOT REQMTS	$ 20,987,243	$ 43,475,825	$ 78,296,300	$ 81,699,910	$ 81,699,910	$ 3,403,610
AVAILABLE FUNDS						
SURPLUS	$	$ -2,839,497	$ -2,839,497	$	$	$ 2,839,497
REVENUE	18,147,746	46,315,322	81,135,797	81,699,910	81,699,910	564,113
TOT AVAIL FDS	$ 18,147,746	$ 43,475,825	$ 78,296,300	$ 81,699,910	$ 81,699,910	$ 3,403,610

JAIL STORE FUND

FUNCTION: PUBLIC PROTECTION | FUND: JAIL STORE | ACTIVITY: DETENTION & CORRECTION

CLASSIFICATION	EXPENDITURES: ACTUAL PRIOR YEAR 1982-83	EXPENDITURES: ESTIMATED CURRENT YEAR 1983-84	APPROPRIATIONS: ADJUSTED ALLOWANCE 1983-84	APPROPRIATIONS: REQUESTED FISCAL YEAR 1984-85	APPROPRIATIONS: RECOMMENDED FISCAL YEAR 1984-85	APPROPRIATIONS: CHANGE FROM ADJ ALLOWANCE
REQUIREMENTS						
APPROPRIATIONS						
SVCS & SUPPS	$ 2,884,691	$ 3,165,459	$ 3,900,000	$ 5,000,000	$ 5,000,000	$ 1,100,000
GROSS APPROP	$ 2,884,691	$ 3,165,459	$ 3,900,000	$ 5,000,000	$ 5,000,000	$ 1,100,000
NET APPROP	$ 2,884,691	$ 3,165,459	$ 3,900,000	$ 5,000,000	$ 5,000,000	$ 1,100,000
RESERVES						
OTHER RESERVE	356,850					
TOT REQMTS	$ 3,241,541	$ 3,165,459	$ 3,900,000	$ 5,000,000	$ 5,000,000	$ 1,100,000
AVAILABLE FUNDS						
SURPLUS	$ 447,221	$	$	$	$	$
REVENUE	3,071,518	3,165,459	3,900,000	5,000,000	5,000,000	1,100,000
TOT AVAIL FDS	$ 3,518,739	$ 3,165,459	$ 3,900,000	$ 5,000,000	$ 5,000,000	$ 1,100,000

MOTOR VEHICLES A.C.O. FUND

FUNCTION: GENERAL | FUND: MOTOR VEHICLE A.C.O. | ACTIVITY: OTHER GENERAL

CLASSIFICATION	EXPENDITURES: ACTUAL PRIOR YEAR 1982-83	EXPENDITURES: ESTIMATED CURRENT YEAR 1983-84	APPROPRIATIONS: ADJUSTED ALLOWANCE 1983-84	APPROPRIATIONS: REQUESTED FISCAL YEAR 1984-85	APPROPRIATIONS: RECOMMENDED FISCAL YEAR 1984-85	CHANGE FROM ADJ ALLOWANCE
REQUIREMENTS						
APPROPRIATIONS						
FIXED ASSETS	$	$	$	$ 2,304,353	$ 2,304,353	$ 2,304,353
GROSS APPROP	$	$	$	$ 2,304,353	$ 2,304,353	$ 2,304,353
NET APPROP	$	$	$	$ 2,304,353	$ 2,304,353	$ 2,304,353
TOT REQMTS	$	$	$	$ 2,304,353	$ 2,304,353	$ 2,304,353
AVAILABLE FUNDS						
SURPLUS	$	$	$	$ 2,304,353	$ 2,304,353	$ 2,304,353
TOT AVAIL FDS	$	$	$	$ 2,304,353	$ 2,304,353	$ 2,304,353

OFF-HIGHWAY VEHICLE FUND

FUNCTION: RECREATION & CULTURAL SERVICES | FUND: OFF-HWY VEH | ACTIVITY: RECREATION FACILITIES

CLASSIFICATION	EXPENDITURES: ACTUAL PRIOR YEAR 1982-83	EXPENDITURES: ESTIMATED CURRENT YEAR 1983-84	APPROPRIATIONS: ADJUSTED ALLOWANCE 1983-84	APPROPRIATIONS: REQUESTED FISCAL YEAR 1984-85	APPROPRIATIONS: RECOMMENDED FISCAL YEAR 1984-85	CHANGE FROM ADJ ALLOWANCE
REQUIREMENTS						
APPROPRIATIONS						
SVCS & SUPPS	$ 76,549	$ 168,532	$ 120,000	$ 50,000	$ 50,000	$ -70,000
FIXED ASSETS		359,625	709,300	1,505,479	1,505,479	796,179
APPR FOR CONT			310,388	180,012	180,012	-130,376
GROSS APPROP	$ 76,549	$ 528,157	$ 1,139,688	$ 1,735,491	$ 1,735,491	$ 595,803
NET APPROP	$ 76,549	$ 528,157	$ 1,139,688	$ 1,735,491	$ 1,735,491	$ 595,803
RESERVES						
OTHER RESERVE	54,919					
RES FOR ENCUM	109,337					
TOT RESERVES	$ 164,256	$	$	$	$	$
TOT REQMTS	$ 240,805	$ 528,157	$ 1,139,688	$ 1,735,491	$ 1,735,491	$ 595,803
AVAILABLE FUNDS						
SURPLUS	$ 664,887	$ 515,713	$ 515,713	$ 286,382	$ 286,382	$ -229,331
REVENUE	91,631	298,826	623,975	1,449,109	1,449,109	825,134
TOT AVAIL FDS	$ 756,518	$ 814,539	$ 1,139,688	$ 1,735,491	$ 1,735,491	$ 595,803

OFF STREET PARKING FUNDS SUMMARY

	ACTUAL PRIOR YEAR 1982-83	ESTIMATED CURRENT YEAR 1983-84	ADJUSTED ALLOWANCE 1983-84	REQUESTED FISCAL YEAR 1984-85	RECOMMENDED FISCAL YEAR 1984-85	CHANGE FROM ADJ ALLOWANCE
REQUIREMENTS						
APPROPRIATIONS						
SVCS & SUPPS	$ 40,477	$ 121,188	$ 180,272	$ 220,783	$ 220,783	$ 40,511
OTH CHAR/USES	2,222		705			-705
FIXED ASSETS			737,454	1,231,417	1,231,417	493,963
NET APPROP	$ 42,699	$ 121,188	$ 918,431	$ 1,452,200	$ 1,452,200	$ 533,769
RESERVES						
OTHER RESERVE	24,710					
TOT RESERVES	$ 24,710	$	$	$	$	$
REQUIREMENTS	$ 67,409	$ 121,188	$ 918,431	$ 1,452,200	$ 1,452,200	$ 533,769
AVAILABLE FUNDS						
SURPLUS	$ 574,619	$ 703,240	$ 703,240	$ 1,038,827	$ 1,038,827	$ 335,587
REVENUE	227,779	432,065	215,191	413,373	413,373	198,182
AVAIL FUNDS	$ 802,398	$ 1,135,305	$ 918,431	$ 1,452,200	$ 1,452,200	$ 533,769

SPECIAL DEVELOPMENT FUNDS-REGIONAL PARKS

FUNCTION: RECREATION & CULTURAL SERVICES — FUND: SPECIAL DEVELOPMENT-REGIONAL PARKS — ACTIVITY: RECREATION FACILITIES

	EXPENDITURES		APPROPRIATIONS			
CLASSIFICATION	ACTUAL PRIOR YEAR 1982-83	ESTIMATED CURRENT YEAR 1983-84	ADJUSTED ALLOWANCE 1983-84	REQUESTED FISCAL YEAR 1984-85	RECOMMENDED FISCAL YEAR 1984-85	CHANGE FROM ADJ ALLOWANCE
REQUIREMENTS						
APPROPRIATIONS						
SVCS & SUPPS	$	$ 1,653,420	$	$ 602,409	$ 602,409	$ 602,409
GROSS APPROP	$	$ 1,653,420	$	$ 602,409	$ 602,409	$ 602,409
NET APPROP	$	$ 1,653,420	$	$ 602,409	$ 602,409	$ 602,409
TOT REQMTS	$	$ 1,653,420	$	$ 602,409	$ 602,409	$ 602,409
AVAILABLE FUNDS						
SURPLUS	$	$	$	$ 254,659	$ 254,659	$ 254,659
REVENUE		1,908,079		347,750	347,750	347,750
TOT AVAIL FDS	$	$ 1,908,079	$	$ 602,409	$ 602,409	$ 602,409

HEALTH SERVICES - STATHAM FUND

FUNCTION: HEALTH & SANITATION | FUND: STATHAM FD-H.S. | ACTIVITY: HEALTH

CLASSIFICATION	EXPENDITURES ACTUAL PRIOR YEAR 1982-83	EXPENDITURES ESTIMATED CURRENT YEAR 1983-84	APPROPRIATIONS ADJUSTED ALLOWANCE 1983-84	APPROPRIATIONS REQUESTED FISCAL YEAR 1984-85	APPROPRIATIONS RECOMMENDED FISCAL YEAR 1984-85	CHANGE FROM ADJ ALLOWANCE
REQUIREMENTS						
APPROPRIATIONS						
SVCS & SUPPS	$ 3,481,066	$ 3,639,953	$ 3,320,500	$ 2,340,424	$ 2,340,424	$ -980,076
GROSS APPROP	$ 3,481,066	$ 3,639,953	$ 3,320,500	$ 2,340,424	$ 2,340,424	$ -980,076
NET APPROP	$ 3,481,066	$ 3,639,953	$ 3,320,500	$ 2,340,424	$ 2,340,424	$ -980,076
TOT REQMTS	$ 3,481,066	$ 3,639,953	$ 3,320,500	$ 2,340,424	$ 2,340,424	$ -980,076
AVAILABLE FUNDS						
SURPLUS	$ 5,035	$	$	$	$	$
REVENUE	3,476,031	3,639,953	3,320,500	2,340,424	2,340,424	-980,076
TOT AVAIL FDS	$ 3,481,066	$ 3,639,953	$ 3,320,500	$ 2,340,424	$ 2,340,424	$ -980,076

TEMPORARY SHELTER PROGRAM FUND

FUNCTION: PUBLIC ASSISTANCE | FUND: TEMPORARY SHELTER | ACTIVITY: OTHER ASSISTANCE

CLASSIFICATION	EXPENDITURES ACTUAL PRIOR YEAR 1982-83	EXPENDITURES ESTIMATED CURRENT YEAR 1983-84	APPROPRIATIONS ADJUSTED ALLOWANCE 1983-84	APPROPRIATIONS REQUESTED FISCAL YEAR 1984-85	APPROPRIATIONS RECOMMENDED FISCAL YEAR 1984-85	CHANGE FROM ADJ ALLOWANCE
REQUIREMENTS						
APPROPRIATIONS						
SVCS & SUPPS	$	$ 1,370,564	$ 1,470,564	$	$	$ -1,470,564
GROSS APPROP	$	$ 1,370,564	$ 1,470,564	$	$	$ -1,470,564
NET APPROP	$	$ 1,370,564	$ 1,470,564	$	$	$ -1,470,564
TOT REQMTS	$	$ 1,370,564	$ 1,470,564	$	$	$ -1,470,564
AVAILABLE FUNDS						
REVENUE	$	$ 1,370,564	$ 1,470,564	$	$	$ -1,470,564
TOT AVAIL FDS	$	$ 1,370,564	$ 1,470,564	$	$	$ -1,470,564

MISSION

In December, 1981, the Board of Supervisors approved the consolidation of County housing activities under the Community Development Commission. This includes Community Development Block Grant funds, the County Redevelopment Agency, other County housing related functions and the Housing Authority program.

In August, 1982, the Board of Supervisors retained the Housing Authority as a separate legal entity with the Board as the governing body.

Nearly all services are funded through Federal grant allocations and program income. Agency activities are administered under contract with the Community Development Commission. These services include:

-- Low income and moderate housing planning, development production and rehabilitation for unincorporated areas of the County and 47 participating cities.

-- Community business revitalization including loan assistance for small businesses.

-- Community improvements and redevelopment including conservation and construction of public facilities.

-- Maintenance, management and security of conventional public housing communities.

The 1984-85 recommended budget for the Community Development Commission reflects the appropriation and revenue required for the Commission's administrative expenses, as well as, Block Grant and other Federal funds related to housing, redevelopment, and rehabilitation activities.

The 1984-85 recommended budget for the Housing Authority reflects appropriation and revenue necessary for the Housing Authority's administrative requirements, housing development, production, modernization, rental subsidy programs, and reserves.

COMMUNITY DEVELOPMENT COMMISSION

FUNCTION: PUBLIC ASSISTANCE | FUND: COMMUNITY DEV COMM | ACTIVITY: OTHER ASSISTANCE

CLASSIFICATION	EXPENDITURES: ACTUAL PRIOR YEAR 1982-83	EXPENDITURES: ESTIMATED CURRENT YEAR 1983-84	APPROPRIATIONS: ADJUSTED ALLOWANCE 1983-84	APPROPRIATIONS: REQUESTED FISCAL YEAR 1984-85	APPROPRIATIONS: RECOMMENDED FISCAL YEAR 1984-85	CHANGE FROM ADJ ALLOWANCE
REQUIREMENTS						
APPROPRIATIONS						
SAL & EMP BEN	$ 141,772	$ 2,725,000	$ 4,920,100	$ 3,124,000	$ 3,124,000	$ -1,796,100
SVCS & SUPPS	3,704	21,961,000	44,642,800	22,628,000	22,628,000	-22,014,800
LESS EXP DIST		1,599,000	1,484,800	1,777,000	1,777,000	292,200
FIXED ASSETS		14,821,000	17,865,800	19,359,000	19,359,000	1,493,200
APPR FOR CONT			11,622,000			-11,622,000
GROSS APPROP	$ 145,476	$ 37,908,000	$ 77,565,900	$ 43,334,000	$ 43,334,000	$ -34,231,900
NET APPROP	$ 145,476	$ 37,908,000	$ 77,565,900	$ 43,334,000	$ 43,334,000	$ -34,231,900
RESERVES						
GEN RESERVES		29,627,000	1,484,000			-1,484,000
TOT REQMTS	$ 145,476	$ 67,535,000	$ 79,049,900	$ 43,334,000	$ 43,334,000	$ -35,715,900
AVAILABLE FUNDS						
REVENUE	$ 142,133	$ 67,535,000	$ 79,049,900	$ 43,334,000	$ 43,334,000	$ -35,715,900
TOT AVAIL FDS	$ 142,133	$ 67,535,000	$ 79,049,900	$ 43,334,000	$ 43,334,000	$ -35,715,900

HOUSING AUTHORITY

FUNCTION: PUBLIC ASSISTANCE | FUND: HOUSING AUTHORITY | ACTIVITY: OTHER ASSISTANCE

CLASSIFICATION	EXPENDITURES: ACTUAL PRIOR YEAR 1982-83	EXPENDITURES: ESTIMATED CURRENT YEAR 1983-84	APPROPRIATIONS: ADJUSTED ALLOWANCE 1983-84	APPROPRIATIONS: REQUESTED FISCAL YEAR 1984-85	APPROPRIATIONS: RECOMMENDED FISCAL YEAR 1984-85	CHANGE FROM ADJ ALLOWANCE
REQUIREMENTS						
APPROPRIATIONS						
SAL & EMP BEN	$	$ 5,466,000	$ 5,811,222	$ 6,481,000	$ 6,481,000	$ 669,778
SVCS & SUPPS		36,574,000	35,341,400	39,016,000	39,016,000	3,674,600
OTH CHAR/USES		1,599,000	1,484,800	1,777,000	1,777,000	292,200
FIXED ASSETS		35,980,000	119,868,000	46,424,000	46,424,000	-73,444,000
GROSS APPROP	$	$ 79,619,000	$ 162,505,422	$ 93,698,000	$ 93,698,000	$ -68,807,422
NET APPROP	$	$ 79,619,000	$ 162,505,422	$ 93,698,000	$ 93,698,000	$ -68,807,422
RESERVES						
GEN RESERVES		4,032,000	751,378	43,984,000	43,984,000	43,232,622
TOT REQMTS	$	$ 83,651,000	$ 163,256,800	$ 137,682,000	$ 137,682,000	$ -25,574,800
AVAILABLE FUNDS						
REVENUE	$	$ 83,651,000	$ 163,256,800	$ 137,682,000	$ 137,682,000	$ -25,574,800
TOT AVAIL FDS	$	$ 83,651,000	$ 163,256,800	$ 137,682,000	$ 137,682,000	$ -25,574,800



PUBLIC BUILDINGS AND FACILITIES
(CAPITAL PROJECTS)

PUBLIC BUILDINGS AND FACILITIES
(CAPITAL PROJECTS)

	1983-84 ALLOWANCE	1984-85 RECOMMEND	CHANGE FROM ALLOWANCE
OLIVE VIEW IMPROVEMENT FUND	$ 2,500,000	$	$ (-2,500,000)
HEALTH FACILITIES IMPROVEMENT FUND	329,630		(-329,630)
GENERAL FUND	85,305,123	137,747,110	52,441,987
AVIATION FUND	5,097,402	2,449,000	(-2,648,402)
BALDWIN HILLS ACO FUND	432,000	275,000	(-157,000)
GOLF COURSE ACO FUND	73,000		(-73,000)
QUIMBY ACO FUND	2,429,991	1,907,260	(-522,731)
COURTHOUSE CONSTRUCTION FUND	10,560,800	8,331,200	(-2,229,600)
MARINA REPLACEMENT ACO FUND	1,185,000		(-1,185,000)
CRIM JUSTICE FAC CONSTR FUND	5,708,942	1,581,300	(-4,127,642)
CUSTODIAL FACILITIES EXPANSION FUND	5,792,870	2,070,457	(-3,722,413)
TOTAL CAPITAL PROJECTS	$ 119,414,758	$ 154,361,327	$ 34,946,569
LESS REVENUE AND AVAILABLE ACO FUNDS	109,135,033	139,869,264	30,734,231
NET CAPITAL PROJECTS	$ 10,279,725	$ 14,492,063	$ 4,212,338

1984-85 Recommended Budget

The 1984-85 Recommended Capital Projects Budget provides for cash financing the County's acquisition, planning, and construction requirements through General Funds, State and Federal grants, and Accumulative Capital Outlay funds. Revenue from various sources in the amount of $139,889,264 is included in the Recommended Capital Projects Budget.

The Net County Cost requirement of $14,492,063 for capital projects represents an increase of $4,212,338 from the 1983-84 Budget and is the minimum amount required to meet prior commitments, continue progress to meet hospital licensing and accreditation standards, provide necessary improvements at Sheriff facilities, maintain and protect the County's investment in its physical plant, and provide a General Fund match for the highest priority Federal and State grant financed projects. The recommended capital projects program of $154.4 million provides funding for projects generally meeting the following criteria:

-- Legal commitments, including safety requirements and to provide access for the handicapped.

-- Board-approved court construction programs, jail facility expansion, and health facility improvements to maintain existing services and correct deficiencies.

-- Public facility development which will not add to the County's operational costs.

CAPITAL PROJECTS

FUND	1983-84 ALLOWANCE	1983-84 EST ACTUAL	1984-85 REQUEST	1984-85 RECOMMEND	CHANGE FROM ALLOWANCE
GENERAL	$ 85,305,123	$ 37,570,345	$ 312,712,042	$ 137,747,110	$ 52,441,987
HEALTH FAC IMPROVEMENT	329,630	158,739			(-329,630)
AVIATION	5,097,402	2,033,138	2,519,000	2,449,000	(-2,648,402)
BALDWIN HILLS ACO	432,000	432,000	275,000	275,000	(-157,000)
GOLF COURSE ACO	73,000	73,000			(-73,000)
QUIMBY ACO	2,429,991	1,324,949	1,911,405	1,907,260	(-522,731)
COURTHOUSE CONSTRUCTION	10,560,800	4,811,621	5,881,478	8,331,200	(-2,229,600)
MARINA REPL ACO	1,185,000	11,449			(-1,185,000)
CRIM JUSTICE	5,708,942	1,660,361	1,712,300	1,581,300	(-4,127,642)
CUSTODIAL FAC EXPANSION	5,792,870	3,722,413	2,070,457	2,070,457	(-3,722,413)
OLIVE VIEW IMPROVEMENT	2,500,000	1,630,619			(-2,500,000)
TOTAL	$ 119,414,758	$ 53,428,634	$ 327,081,682	$ 154,361,327	$ 34,946,569

REVENUE DETAIL

	1983-84 ALLOWANCE	1984-85 RECOMMEND
TOTAL GENERAL FUND REVENUE:		
FEDERAL OTHER	$ 13,292,708	$ 11,822,902
STATE OTHER	23,196,152	20,887,380
SALE OF FIXED ASSETS	2,269,406	1,682,500
OTHER CAPITAL PROJECTS	36,267,132	88,862,265
SUBTOTAL	$ 75,025,398	$ 123,255,047
AVIATION FUND	$ 5,097,402	$ 2,449,000
COURTHOUSE CONSTRUCTION FUND	$ 10,560,800	$ 8,331,200
CRIM JUSTICE FAC FUND	$ 5,708,942	$ 1,581,300
CUSTODIAL FAC EXPANSION FUND	$ 5,792,870	$ 2,070,457
HEALTH FAC IMPROVEMENT FUND	$ 329,630	$
OLIVE VIEW IMPROVEMENT FUND	$ 2,500,000	$
BALDWIN HILLS ACO	$ 432,000	$ 275,000
GOLF COURSE ACO	73,000	
QUIMBY ACO	2,429,991	1,907,260
MARINA REPLACE ACO	1,185,000	
SUBTOTAL	$ 4,119,991	$ 2,182,260
TOTAL GENERAL FUND REVENUE AND AVAILABLE FUNDS	$ 109,135,033	$ 139,869,264

CAPITAL PROJECTS--SUMMARY

	1983-84 ALLOWANCE	1984-85 REQUEST	1984-85 RECOMMEND	CHANGE FROM ALLOWANCE
GENERAL GOVERNMENT				
COMMUNICATIONS	$ 202,400	$ 433,005	$ 230,605	$ 28,205
DATA PROCESSING DEPARTMENT		940,000	25,000	25,000
REGISTRAR-RECORDER		606,000	500,000	500,000
COUNTY ENGINEER-FACILITIES	726,970	123,500		(-726,970)
JOINT USE - CENTRALIZED		100,000		
JOINT USE - DECENTRALIZED	19,438,821	11,039,778	12,560,000	(-6,878,821)
MECHANICAL	12,536,424	24,308,600	19,210,600	6,674,176
MISCELLANEOUS UNCLASSIFIED	2,000	1,198,500	1,198,500	1,196,500
TOTAL FUNCTION	$ 32,906,615	$ 38,749,383	$ 33,724,705	$ 818,090
PUBLIC PROTECTION				
AGRICULTURAL COMMISSIONER		677,000		
ANIMAL CARE & CONTROL	412,402	1,678,750	270,000	(-142,402)
COUNTY CLERK		65,000		
FORESTER-FIRE WARDEN	5,394,780	10,043,604	159,250	(-5,235,530)
PROBATION	50,000	5,669,070	838,000	788,000
SHERIFF	24,369,971	85,353,119	73,480,080	49,110,109
TOTAL FUNCTION	$ 30,227,153	$ 103,486,543	$ 74,747,330	$ 44,520,177
PUBLIC WAYS & FACILITIES				
AIRPORTS	5,097,402	2,519,000	2,449,000	(-2,648,402)
CO ENGINEER WATERWORKS	6,392,195	9,656,100	9,656,100	3,263,905
TOTAL FUNCTION	$ 11,489,597	$ 12,175,100	$ 12,105,100	$ 615,503
HEALTH & SANITATION				
HEALTH SERVICES	9,706,571	144,615,595	8,517,000	(-1,189,571)
TOTAL FUNCTION	$ 9,706,571	$ 144,615,595	$ 8,517,000	$ (-1,189,571)
PUBLIC ASSISTANCE				
COMMUNITY SERVICES	64,200			(-64,200)
MILITARY & VETERANS AFFAIRS		362,960		
PUBLIC SOCIAL SERVICES		628,000	619,000	619,000
TOTAL FUNCTION	$ 64,200	$ 990,960	$ 619,000	$ 554,800
RECREATION & CULTURAL SERVICES				
BEACHES AND HARBORS	4,975,100	1,570,180	967,680	(-4,007,420)
MUSEUM OF ART	1,245,230	737,264	651,000	(-594,230)
PARKS & RECREATION	28,800,292	24,756,657	23,029,512	(-5,770,780)
TOTAL FUNCTION	$ 35,020,622	$ 27,064,101	$ 24,648,192	$(-10,372,430)
TOTAL CAPITAL PROJECTS	$ 119,414,758	$ 327,081,682	$ 154,361,327	$ 34,946,569

	1984-85 RECOMMEND
COMMUNICATIONS	
1984-85 Recommended Budget	
Funds are recommended for security enhancements at various radio sites throughout the County to prevent vandalism, theft, and unauthorized entry.	
VARIOUS RADIO SITES (0)	
40679 SITE SECURITY MODIFS	$ 230,605
NET COUNTY COST	$ 230,605
TOTAL COMMUNICATIONS	$ 230,605
NET COUNTY COST	$ 230,605
DATA PROCESSING DEPARTMENT	
1984-85 Recommended Budget	
Funds are recommended for repair of the roof at the Downey Administrative Center.	
DOWNEY ADMIN CENTER (1)	
40651 ROOF REPLACEMENT	$ 25,000
NET COUNTY COST	$ 25,000
TOTAL DATA PROCESSING DEPARTMENT	$ 25,000
NET COUNTY COST	$ 25,000
REGISTRAR-RECORDER	
1984-85 Recommended Budget	
Recommended funding provides for computer site preparation at the Ferguson Building.	
FERGUSON BLDG (3)	
40650 COMPUTER SITE DEVELOPMENT	$ 500,000
NET COUNTY COST	$ 500,000

	1984-85 RECOMMEND
REGISTRAR-RECORDER (contd)	
FERGUSON BLDG (contd)	
TOTAL REGISTRAR-RECORDER	$ 500,000
NET COUNTY COST	$ 500,000

JOINT USE - DECENTRALIZED

1984-85 Recommended Budget

Funds are recommended for architectural and engineering services for the Board-approved Courthouse Construction Program at Bellflower, Van Nuys, East Los Angeles, and Downey which are financed by the Courthouse Temporary Construction Fund. Also recommended are security improvements in various Superior and Municipal courthouses which are financed by Criminal Justice Facility Temporary Construction Funds and relocation and facility modifications associated with the Board-approved Central Area Office Space Program.

DOWNEY MUNI COURT (1)	
69175 BUILDING	$ 770,000
LESS REVENUE:	
COURTHOUSE CONSTRUCTION FD	770,000
NET COUNTY COST	$
EAST LA MUNI COURT (3)	
69174 BUILDING	97,000
69325 PARKING STRUCTURE	3,321,200
PROJECT TOTAL	$ 3,418,200
LESS REVENUE:	
COURTHOUSE CONSTRUCTION FD	3,418,200
NET COUNTY COST	$
LONG BEACH COURT (4)	
40668 ADD'L CTROOM	400,000
69320 MUNICIPAL COURTROOM	8,500

	1984-85 RECOMMEND
JOINT USE - DECENTRALIZED (contd)	
LONG BEACH COURT (contd)	
PROJECT TOTAL	$ 408,500
LESS REVENUE:	
CRIM JUSTICE FAC CONST FD	408,500
NET COUNTY COST	$
LOS CERRITOS MUNI COURT (4)	
69065 COURTHOUSE BUILDING	317,000
69326 PARKING STRUCTURE	30,000
PROJECT TOTAL	$ 347,000
LESS REVENUE:	
COURTHOUSE CONSTRUCTION FD	347,000
NET COUNTY COST	$
SUPERIOR COURT (3)	
69183 MENTAL HEALTH CNTR ALTS	14,000
LESS REVENUE:	
CRIM JUSTICE FAC CONST FD	14,000
NET COUNTY COST	$
VAN NUYS MUNICIPAL CT (3)	
69176 BUILDING	385,000
69327 PARKING STRUCTURE	2,341,000
69391 TEMP COURT COMPLEX	70,000
PROJECT TOTAL	$ 2,796,000
LESS REVENUE:	
COURTHOUSE CONSTRUCTION FD	2,796,000
NET COUNTY COST	$
VARIOUS COUNTY FACILITIES (0)	
68366 WARRANTY COMPLIANCE	75,000
68367 HANDICAP ALT VAR	164,000
68477 VAR RELOC AND MOD	2,408,500
69364 HANDICAP ALT VAR CTS	158,800
PROJECT TOTAL	$ 2,806,300

	1984-85 RECOMMEND
JOINT USE - DECENTRALIZED (contd)	
Various County Facilities (contd)	
LESS REVENUE:	
HOUSING AND COMM DEV ACT	$ 164,000
WARRANTY REIMBURSEMENT	75,000
CRIM JUSTICE FAC CONST FD	158,800
NET COUNTY COST	$ 2,408,500
VARIOUS COURTHOUSES (0)	
40666 VARIOUS IMPROVEMENTS	1,000,000
LESS REVENUE:	
COURTHOUSE CONSTRUCTION FD	1,000,000
NET COUNTY COST	$
VARIOUS CRIMINAL JUSTICE FAC (0)	
69002 VARIOUS IMPVTS	500,000
69085 SECURITY IMP SUPERIOR COURTS	250,000
69177 SECURITY IMP MUNI. COURTS	250,000
PROJECT TOTAL	$ 1,000,000
LESS REVENUE:	
CRIM JUSTICE FAC CONST FD	1,000,000
NET COUNTY COST	$
TOTAL JOINT USE - DECENTRALIZED	$ 12,560,000
LESS FEDERAL REVENUE:	
HOUSING AND COMM DEV ACT	164,000
LESS COUNTY REV AND AVAILABLE FUNDS:	
WARRANTY REIMBURSEMENT	75,000
COURTHOUSE CONSTRUCTION FD	8,331,200
CRIM JUSTICE FAC CONST FD	1,581,300
NET COUNTY COST	$ 2,408,500

	1984-85 RECOMMEND
MECHANICAL	
1984-85 Recommended Budget	
Revenue offset funds are recommended to make earthquake safety modifications for elevators in various County facilities in accordance with State regulations and for continuation of the Civic Center Central Power Plant project. Also recommended are funds for required maintenance of existing facilities including power plants, elevators, air conditioning, electrical, and sewage projects.	
CENTRAL JUVENILE COURT (3)	
40638 AIR CONDITIONING IMPROVEMENTS	$ 104,000
NET COUNTY COST	$ 104,000
CENTRAL JUVENILE HALL (3)	
40644 SWIM POOL PUMPS REPL	15,000
NET COUNTY COST	$ 15,000
CIVIC CENTER POWER PLANT (3)	
68893 COGENERATION INSTALLATION	15,000,000
LESS REVENUE:	
COUNTY BOND FINANCING	15,000,000
NET COUNTY COST	$
ELEVATOR CONTROLS (3)	
30515 COUNTY COURTHOUSE ELEVATORS	375,000
NET COUNTY COST	$ 375,000
HALL OF ADMINISTRATION (3)	
40634 ELECTRICAL SYSTEM IMPROVEMENTS	45,000
NET COUNTY COST	$ 45,000
HARBOR HOSP CENTRAL PLANT (2)	
40630 PWR PLANT NO 1 BOILER CONTROL	30,000
NET COUNTY COST	$ 30,000

	1984-85 RECOMMEND
MECHANICAL (contd)	
LAC/USC MED CENTER CENTRAL PLANT (3)	
40629 COOLING PLANT MODIF	$ 735,000
LESS REVENUE:	
OTHER	600,000
NET COUNTY COST	$ 135,000
LOS PADRINOS JUVENILE HALL (1)	
30520 BOILER CONTROLS	12,000
NET COUNTY COST	$ 12,000
MECH EASTERN AVE SERVICE CMPLX (3)	
40635 FUEL DISPENSING STATION	62,500
40637 PAINT BOOTHS-AIR DUCT	15,000
PROJECT TOTAL	$ 77,500
NET COUNTY COST	$ 77,500
CENTRAL JAIL (3)	
30518 CENTRAL POWER PLANT MODIF	351,000
NET COUNTY COST	$ 351,000
MIRA LOMA POWER PLANT (5)	
40642 BOILER CONTROLS REPL	40,000
NET COUNTY COST	$ 40,000
REPIPE WATER-SEWER-STEAM (0)	
30502 WATER MAIN-MLK HOSPITAL	25,600
NET COUNTY COST	$ 25,600
SAN FERNANDO JUV HALL (5)	
40641 HOT WATER BOILER REPL	80,000
NET COUNTY COST	$ 80,000

	1984-85 RECOMMEND
MECHANICAL (contd)	
VARIOUS COUNTY FACILITIES (0)	
68730 ELEVATOR-EARTHQUAKE MODIF	$ 2,250,000
LESS REVENUE:	
STATE BOARD OF CONTROL	2,250,000
NET COUNTY COST	$
VARIOUS MECHANICAL FACILITIES (0)	
40631 CULVER SHOP OIL TANK	6,000
40632 PITCHESS-HOIST CANOPY	20,000
40633 CULVER SHOP-AUTO DRAIN	4,500
PROJECT TOTAL	$ 30,500
NET COUNTY COST	$ 30,500
ZUMA BEACH (4)	
40647 SEWAGE DISPOSAL SYSTEM	40,000
NET COUNTY COST	$ 40,000
TOTAL MECHANICAL	$ 19,210,600
LESS STATE REVENUE:	
STATE BOARD OF CONTROL	2,250,000
LESS COUNTY REV AND AVAILABLE FUNDS:	
OTHER	600,000
COUNTY BOND FINANCING	15,000,000
NET COUNTY COST	$ 1,360,600

MISCELLANEOUS UNCLASSIFIED

1984-85 Recommended Budget

Appropriations are recommended for replacement of fixed assets offset by anticipated sale of surplus property and for miscellaneous litigation expenses involving capital projects.

GENERAL GOVT PROP ACQUISITION (0)	
67772 SALE OF SURPLUS PROPERTY	$ 1,098,500
LESS REVENUE:	
SALE OF SURPLUS PROPERTY	1,098,500
NET COUNTY COST	$

	1984-85 RECOMMEND
MISCELLANEOUS UNCLASSIFIED (contd)	
VARIOUS COUNTY PROJECTS (0)	
69381 LEGAL CLAIMS & JUDGEMENTS	$ 100,000
NET COUNTY COST	$ 100,000
TOTAL MISCELLANEOUS UNCLASSIFIED	$ 1,198,500
LESS COUNTY REV AND AVAILABLE FUNDS:	
SALE OF SURPLUS PROPERTY	1,098,500
NET COUNTY COST	$ 100,000
TOTAL GENERAL GOVERNMENT	$ 33,724,705
LESS FEDERAL REVENUE:	
HOUSING AND COMM DEV ACT	164,000
LESS STATE REVENUE:	
STATE BOARD OF CONTROL	2,250,000
LESS COUNTY REV AND AVAILABLE FUNDS:	
WARRANTY REIMBURSEMENT	75,000
SALE OF SURPLUS PROPERTY	1,098,500
OTHER	600,000
COURTHOUSE CONSTRUCTION FD	8,331,200
CRIM JUSTICE FAC CONST FD	1,581,300
COUNTY BOND FINANCING	15,000,000
NET COUNTY COST	$ 4,624,705

PUBLIC PROTECTION

ANIMAL CARE & CONTROL

1984-85 Recommended Budget

Funds are recommended to correct health code violations at the Downey and Gardena centers and to purchase land for expansion of the Baldwin Park facility.

CENTER #1 (1)	
40472 KENNEL BUILDINGS	$ 50,000
NET COUNTY COST	$ 50,000

ANIMAL CARE & CONTROL (contd)

CENTER #3 (2)	
40471 KENNEL BUILDINGS	$ 50,000
NET COUNTY COST	$ 50,000
CENTER #4 (1)	
69376 LAND ACQUISITION	170,000
NET COUNTY COST	$ 170,000
TOTAL ANIMAL CARE & CONTROL	$ 270,000
NET COUNTY COST	$ 270,000

FORESTER-FIRE WARDEN

1984-85 Recommended Budget

Funds are recommended for repairs at the training center and modifications to the heating/air conditioning system of the Forester and Fire Warden Headquarters. The cost of the heating/air conditioning system is two-thirds revenue offset with Fire Protection District Funds.

LA HQTRS-KLINGER CENTER (3)	
30783 AIR CONDITIONING/HEATING	$ 135,250
LESS REVENUE:	
OTHER	89,265
NET COUNTY COST	$ 45,985
TRAINING CENTER (3)	
40526 DRILL TOWER REPAIR	24,000
NET COUNTY COST	$ 24,000
TOTAL FORESTER-FIRE WARDEN	$ 159,250
LESS COUNTY REV AND AVAILABLE FUNDS:	
OTHER	89,265
NET COUNTY COST	$ 69,985

	1984-85 RECOMMEND
PROBATION	
1984-85 Recommended Budget	
Funds are recommended for the construction of a sewer system at Camp Holton, security lighting at four camps, correction of fire code deficiencies at Dorothy Kirby Center, and required maintenance of existing facilities.	
CAMP GONZALES (5)	
30013 EXTERIOR LIGHTING	$ 70,000
NET COUNTY COST	$ 70,000
CAMP HOLTON (5)	
69380 SEWER CONNECTION	400,000
NET COUNTY COST	$ 400,000
CAMP MILLER (4)	
30012 EXTERIOR LIGHTING	65,000
NET COUNTY COST	$ 65,000
CENTRAL JUVENILE HALL (3)	
30001 SITE DEV & STRUCT CORR BLDG #8	8,000
NET COUNTY COST	$ 8,000
DOROTHY KIRBY CENTER (3)	
40543 FIRE CODE DEFICIENCIES	110,000
NET COUNTY COST	$ 110,000
GLENN ROCKEY BOYS CAMP (1)	
40424 EXTERIOR LIGHTING	70,000
NET COUNTY COST	$ 70,000

	1984-85 RECOMMEND
PROBATION (contd)	
KILPATRICK BOYS CAMP (4)	
30014 EXTERIOR LIGHTING	$ 65,000
NET COUNTY COST	$ 65,000
LOS PADRINOS JUV HALL (1)	
30048 REPLACE KITCHEN CEILING	50,000
NET COUNTY COST	$ 50,000
TOTAL PROBATION	$ 838,000
NET COUNTY COST	$ 838,000
SHERIFF	

1984-85 Recommended Budget

Revenue offset appropriations are recommended for the custodial facilities expansion program including the laundry facility at Pitchess Honor Rancho and for modifications at the Science Bureau. County General Funds have been recommended for continuation of the remodeling and construction of four Sheriff's stations, and various high priority health and safety projects.

BISCAILUZ CENTER (3)	
40545 SECURITY FENCING	$ 300,000
40546 REPLACE SHOP & LAUNDRY BLDG	120,000
PROJECT TOTAL	$ 420,000
NET COUNTY COST	$ 420,000
CUSTODIAL FACILITY EXPANSION (5)	
69108 PHASE I & II	49,718,000
69230 PHASE I & II	2,070,457
PROJECT TOTAL	$ 51,788,457
LESS REVENUE:	
CO JAIL CAPITAL EXPENDITURE	2,070,457
COUNTY BOND FINANCING	49,300,000
NET COUNTY COST	$ 418,000

	1984-85 RECOMMEND
SHERIFF (contd)	
LAKEWOOD SHERIFF STATION (4)	
69092 BUILDING MODIFICATIONS	$ 3,200
NET COUNTY COST	$ 3,200
LAS VIRGENES STATION (5)	
69187 LAND ACQUISITION	435,000
69338 PLANS	450,000
PROJECT TOTAL	$ 885,000
NET COUNTY COST	$ 885,000
PETER J. PITCHESS HONOR RANCHO (5)	
30184 FOOD SERVICE BUILDING	410,000
40550 MAX-SECURITY AIR COND	25,000
40670 MIN-SECURITY FENCING	430,000
40671 LAUNDRY WAREHOUSE	2,200,000
40672 LAUNDRY EXPANSION	3,400,000
69313 EXPAND MILKING BARN	15,000
69339 SECURITY SCREENS-CONST	85,000
PROJECT TOTAL	$ 6,565,000
LESS REVENUE:	
COUNTY BOND FINANCING	5,600,000
NET COUNTY COST	$ 965,000
SAN DIMAS SHERIFF STATION (1)	
40536 PLANS	450,000
69188 LAND ACQUISITION	94,323
PROJECT TOTAL	$ 544,323
NET COUNTY COST	$ 544,323
SCIENCE BUREAU (3)	
69341 BLDG ADDITION-PLANS	20,000
LESS REVENUE:	
OTHER	20,000
NET COUNTY COST	$

CAPITAL PROJECTS

PUBLIC PROTECTION

	1984-85 RECOMMEND
SHERIFF (contd)	
SO. REG. CRIM. JUSTICE CTR (2)	
68924 LAND ACQUISITION	$ 5,400,000
69342 PLANS	7,000,000
PROJECT TOTAL	$ 12,400,000
LESS REVENUE:	
COUNTY BOND FINANCING	12,400,000
NET COUNTY COST	$
SYBIL BRAND INSTITUTE (3)	
40555 SECURITY FENCING	200,000
NET COUNTY COST	$ 200,000
TEMPLE SHERIFF STATION (1)	
69189 LAND ACQUISITION	4,100
69343 BUILDING ADDITION	350,000
PROJECT TOTAL	$ 354,100
NET COUNTY COST	$ 354,100
VARIOUS JAIL FACILITIES (0)	
40556 EMERGENCY GENERATORS	300,000
NET COUNTY COST	$ 300,000
TOTAL SHERIFF	$ 73,480,080
LESS STATE REVENUE:	
CO JAIL CAPITAL EXPENDITURE	2,070,457
LESS COUNTY REV AND AVAILABLE FUNDS:	
OTHER	20,000
COUNTY BOND FINANCING	67,300,000
NET COUNTY COST	$ 4,089,623

	1984-85 RECOMMEND
SHERIFF (contd)	
TOTAL PUBLIC PROTECTION	$ 74,747,330
LESS STATE REVENUE:	
CO JAIL CAPITAL EXPENDITURE	2,070,457
LESS COUNTY REV AND AVAILABLE FUNDS:	
OTHER	109,265
COUNTY BOND FINANCING	67,300,000
NET COUNTY COST	$ 5,267,608

PUBLIC WAYS & FACILITIES

AIRPORTS

1984-85 Recommended Budget

Fully revenue offset appropriations are recommended for Phase II development at Whiteman Airport and heliport construction at Brackett Field. Other revenue offset recommendations provide for lighting and paving improvements at the County airports, interest payments on construction loans, and various feasibility studies associated with airport development.

BRACKETT FIELD (1)	
68999 TEE HANGAR LOAN INT	$ 13,650
69067 LTG & PAVING (81-82)	5,000
69296 LTG & PAVING (82-83)	5,000
69402 HELIPORT CONSTR	30,000
PROJECT TOTAL	$ 53,650
LESS REVENUE:	
FEDERAL AVIATION ADMIN	27,000
AVIATION	26,650
NET COUNTY COST	$
CATALINA STOLPORT (4)	
68752 FEASIBILITY STUDY-AVALON	5,000
LESS REVENUE:	
FEDERAL AVIATION ADMIN	4,500
AVIATION	500
NET COUNTY COST	$
COMPTON AIRPORT (4)	
69068 LTG & PAVING (81-82)	5,000
69297 LTG & PAVING (82-83)	5,000
PROJECT TOTAL	$ 10,000

	1984-85 RECOMMEND
AIRPORTS (contd)	
Compton Airport (contd)	
LESS REVENUE:	
AVIATION	$ 10,000
NET COUNTY COST	$
EL MONTE AIRPORT (1)	
69069 LTG & PAVING (81-82)	5,000
69180 INTEREST EXPENSE	51,300
69298 LTG & PAVING (82-83)	5,000
69429 FUEL STATION LOAN INT	21,025
PROJECT TOTAL	$ 82,325
LESS REVENUE:	
AVIATION	82,325
NET COUNTY COST	$
FOX AIRFIELD (5)	
69071 LTG & PAVING (81-82)	3,500
69299 LTG & PAVING (82-83)	5,000
PROJECT TOTAL	$ 8,500
LESS REVENUE:	
AVIATION	8,500
NET COUNTY COST	$
VARIOUS COUNTY AIRPORTS (0)	
68751 VARIOUS PROJECTS	500,000
69072 VAR PROJECTS PLANS & DESIGN	25,000
69181 INTEREST EXPENSE	4,525
PROJECT TOTAL	$ 529,525
LESS REVENUE:	
AVIATION	29,525
OTHER	500,000
NET COUNTY COST	$

	1984-85 RECOMMEND
AIRPORTS (contd)	
WHITEMAN AIRPORT (5)	
69073 LTG & PAVING (81-82)	$ 5,000
69300 LTG & PAVING (82-83)	5,000
69304 PHASE II DEVELOPMENT	1,600,000
69405 UTILITIES INSTALLATION	150,000
PROJECT TOTAL	$ 1,760,000
LESS REVENUE:	
FEDERAL AVIATION ADMIN	1,440,000
STATE AERO AID & DEV	135,000
AVIATION	185,000
NET COUNTY COST	$
TOTAL AIRPORTS	$ 2,449,000
LESS FEDERAL REVENUE:	
FEDERAL AVIATION ADMIN	1,471,500
LESS STATE REVENUE:	
STATE AERO AID & DEV	135,000
LESS COUNTY REV AND AVAILABLE FUNDS:	
AVIATION	342,500
OTHER	500,000
NET COUNTY COST	$

CO ENGINEER WATERWORKS

1984-85 Recommended Budget

Revenue offset funds are recommended for Waterworks District projects to improve and repair water systems in various areas of the County.

ACTON WW #37 (5)	
69280 WATER WELL #2	$ 189,700
LESS REVENUE:	
HOUSING AND COMM DEV ACT	189,700
NET COUNTY COST	$

	1984-85 RECOMMEND
CO ENGINEER WATERWORKS (contd)	
ATHENS-WOODCREST WW #1 (2)	
69105 WATER MAIN REPLACEMENT	$ 144,200
69268 NEW HAMPSHIRE AVE	332,800
69269 RAYMOND AVE ET AL	258,100
PROJECT TOTAL	$ 735,100
LESS REVENUE:	
HOUSING AND COMM DEV ACT	735,100
NET COUNTY COST	$
LAKE LOS ANGELES WW #38 (5)	
69281 175TH ST EAST	168,000
LESS REVENUE:	
HOUSING AND COMM DEV ACT	168,000
NET COUNTY COST	$
LANCASTER WW #4 (5)	
69307 AVE E-12 ET AL	542,000
LESS REVENUE:	
HOUSING AND COMM DEV ACT	542,000
NET COUNTY COST	$
LIBERTY ACRES WW #22 (2)	
69272 INGLEWOOD AVE	397,800
LESS REVENUE:	
HOUSING AND COMM DEV ACT	397,800
NET COUNTY COST	$
LITTLEROCK WATER MAIN - WW #27 (5)	
69074 AVENUE T ET AL	170,700
LESS REVENUE:	
HOUSING AND COMM DEV ACT	170,700
NET COUNTY COST	$

	1984-85 RECOMMEND
CO ENGINEER WATERWORKS (contd)	
MALIBU WW #29 (4)	
69275 TOPANGA BEACH MAIN	$ 395,700
69276 LOS FLORES BEACH MAIN	395,700
69277 TOPANGA FORKS TANK	130,100
PROJECT TOTAL	$ 921,500
LESS REVENUE:	
HOUSING AND COMM DEV ACT	921,500
NET COUNTY COST	$
MIRMONTE PARK WATER MAIN - WW #16 (2)	
68716 FLORENCE AVE	563,700
69271 COMPTON AVE ET AL	404,300
PROJECT TOTAL	$ 968,000
LESS REVENUE:	
HOUSING AND COMM DEV ACT	968,000
NET COUNTY COST	$
NORTHEAST WW #35 (5)	
69278 SUNSHINE RANCHOS MAIN	401,000
69279 WILSONA GARDENS MAIN	617,800
PROJECT TOTAL	$ 1,018,800
LESS REVENUE:	
HOUSING AND COMM DEV ACT	1,018,800
NET COUNTY COST	$
PEARBLOSSOM WW #24 (5)	
69273 AVENUE W	206,000
69274 WATER TANK INSTALLATION	374,000
PROJECT TOTAL	$ 580,000
LESS REVENUE:	
HOUSING AND COMM DEV ACT	580,000
NET COUNTY COST	$

	1984-85 RECOMMEND
CO ENGINEER WATERWORKS (contd)	
ROCK CREEK WW #39 (5)	
69282 AVENUE W-2 ET AL	$ 314,300
69283 AVENUE W-4 ET AL	352,300
PROJECT TOTAL	$ 666,600
LESS REVENUE:	
HOUSING AND COMM DEV ACT	666,600
NET COUNTY COST	$
SUN VILLAGE WATER MAIN-WW #33 (5)	
68919 115TH ST ET AL	170,700
69075 AVENUE R ET AL	181,200
69076 AVENUE S-12 AND 117TH ST EAST	186,000
69077 116TH ST EAST AND AVENUE S-12	220,600
69284 AVENUE R-8 ET AL	168,200
69285 AVENUE S-9 S-10 112TH ST	159,700
69286 116TH ST EAST AVE S-8	165,800
69287 116TH ST EAST AVE S	205,000
PROJECT TOTAL	$ 1,457,200
LESS REVENUE:	
HOUSING AND COMM DEV ACT	1,457,200
NET COUNTY COST	$
VAL VERDE WATER MAIN - WW #36 (5)	
68721 SLOAN CYN RD	165,800
LESS REVENUE:	
HOUSING AND COMM DEV ACT	165,800
NET COUNTY COST	$
WILLOWBROOK WATER MAIN - WW #10 (2)	
68723 120TH ST TO MONA PARK	507,300
69233 WATER SYSTEM IMPVTS	209,900
69270 118TH ST ET AL	432,500
69329 124TH ST ET AL	235,750
69330 126TH ST ET AL	210,450
PROJECT TOTAL	$ 1,595,900
LESS REVENUE:	
HOUSING AND COMM DEV ACT	1,595,900
NET COUNTY COST	$

PUBLIC WAYS & FACILITIES

	1984-85 RECOMMEND
CO ENGINEER WATERWORKS (contd)	
TOTAL CO ENGINEER WATERWORKS	$ 9,656,100
LESS FEDERAL REVENUE:	
HOUSING AND COMM DEV ACT	9,656,100
NET COUNTY COST	$
TOTAL PUBLIC WAYS & FACILITIES	$ 12,105,100
LESS FEDERAL REVENUE:	
HOUSING AND COMM DEV ACT	9,656,100
FEDERAL AVIATION ADMIN	1,471,500
LESS STATE REVENUE:	
STATE AERO AID & DEV	135,000
LESS COUNTY REV AND AVAILABLE FUNDS:	
AVIATION	342,500
OTHER	500,000
NET COUNTY COST	$

HEALTH & SANITATION

HEALTH SERVICES

1984-85 Recommended Budget

Funds are recommended for correction of various code and licensing deficiencies at the LAC/USC Medical Center, Compton Health Center, Humphrey Comprehensive Health Center, and Rancho Los Amigos Hospital. Funding is also recommended for computer site preparation at Hudson and Roybal Comprehensive Health Centers; physical plant improvements at Harbor and Rancho Los Amigos Hospitals; replacement of temporary trailers at Martin Luther King Medical Center; and ICU and Radiology projects at the LAC/USC Medical Center.

Revenue offset appropriations are included for County Engineer services associated with the Long Beach Comprehensive Health Center, the mini-warehouse at LAC/USC Medical Center and the Olive View Medical Center. Plan preparation for design of a cogeneration plant at the LAC/USC Medical Center and cost saving waste to energy projects at LAC/USC and LAC/Harbor-UCLA Medical Centers are also recommended.

	1984-85 RECOMMEND
HEALTH SERVICES (contd)	
COMPTON HEALTH CENTER (4)	
40473 PATIO ENCLOSURE	$ 20,000
NET COUNTY COST	$ 20,000
EDW ROYBAL COMP HEALTH CENTER (3)	
40585 COMPUTER INSTALLATION	30,000
NET COUNTY COST	$ 30,000
H. CLAUDE HUDSON COMP HEALTH CENTER (2)	
40450 COMPUTER INSTALLATION RENOV	41,000
40589 CLINIC CONVERSION	10,000
PROJECT TOTAL	$ 51,000
NET COUNTY COST	$ 51,000
H. H. HUMPHREY COMP HEALTH CENTER (2)	
30537 RESTROOM HANDICAP ALTERATIONS	12,500
NET COUNTY COST	$ 12,500
LONG BEACH COMP HEALTH CENTER (4)	
69190 LAND ACQUISITION	5,000
69294 CONSTRUCTION	165,000
PROJECT TOTAL	$ 170,000
LESS REVENUE:	
OTHER	170,000
NET COUNTY COST	$

	1984-85 RECOMMEND
HEALTH SERVICES (contd)	
LAC/HARBOR-UCLA MED CENTER (2)	
30100 AIR COND ALTERATIONS-UNIT 1	$ 500,000
30107 HOSP EXTERIOR IMPROVEMENTS	260,000
40595 INCIN WASTE TO ENERGY	678,000
69397 EMERG ELECT SERV IMP	450,000
PROJECT TOTAL	$
LESS REVENUE:	
FEDERAL OTHER	337,000
OTHER	1,051,000
NET COUNTY COST	$ 500,000
LAC/USC GENERAL HOSPITAL (3)	
40586 RADIOLOGY UNIT EXPANSION	360,000
40649 ICU CONSOLIDATION	240,000
69084 GEN HOSPITAL MINI-WAREHOUSE	122,000
PROJECT TOTAL	$ 722,000
LESS REVENUE:	
OTHER	122,000
NET COUNTY COST	$ 600,000
LAC/USC MEDICAL CENTER (3)	
30073 SMOKE DOORS/PARTITIONS	75,000
40451 COGENERATION INSTALLATION	2,000,000
40591 INCIN WASTE TO ENERGY	1,500,000
68602 JCAH CORRECTIONS	100,000
PROJECT TOTAL	$ 3,675,000
LESS REVENUE:	
FEDERAL OTHER	400,000
COUNTY BOND FINANCING	3,100,000
NET COUNTY COST	$ 175,000
MARTIN LUTHER KING MED CENTER (2)	
30528 BUILDING MODIF PAYROLL	178,500
NET COUNTY COST	$ 178,500

CAPITAL PROJECTS

HEALTH & SANITATION

	1984-85 RECOMMEND
HEALTH SERVICES (contd)	
OLIVE VIEW MED CENTER (5)	
68673 BUILDING AND CENTRAL PLANT	$ 1,070,000
LESS REVENUE:	
JOINT POWERS AGREEMENT	1,070,000
NET COUNTY COST	$
RANCHO LOS AMIGOS HOSP (1)	
30079 ASBESTOS ALTERATIONS	500,000
40584 REROOFING VAR BLDGS	200,000
PROJECT TOTAL	$ 700,000
NET COUNTY COST	$ 700,000
TOTAL HEALTH SERVICES	$ 8,517,000
LESS FEDERAL REVENUE:	
FEDERAL OTHER	737,000
LESS COUNTY REV AND AVAILABLE FUNDS:	
JOINT POWERS AGREEMENT	1,070,000
OTHER	1,343,000
COUNTY BOND FINANCING	3,100,000
NET COUNTY COST	$ 2,267,000
TOTAL HEALTH & SANITATION	$ 8,517,000
LESS FEDERAL REVENUE:	
FEDERAL OTHER	737,000
LESS COUNTY REV AND AVAILABLE FUNDS:	
JOINT POWERS AGREEMENT	1,070,000
OTHER	1,343,000
COUNTY BOND FINANCING	3,000,000
NET COUNTY COST	$ 2,267,000

	1984-85 RECOMMEND
PUBLIC SOCIAL SERVICES	
1984-85 Recommended Budget	
Funds are recommended for exercise of the purchase option on the Public Social Services facility at 5026 Santa Monica Boulevard, Los Angeles, offset by sale of surplus property revenue. An appropriation is also recommended for exterior painting and various improvements at the Public Social Services facility at 2707 S. Grand Avenue, Los Angeles.	
ADAMS & GRAND DPSS (2)	
40680 EXTERIOR PAINTING	$ 70,000
40681 ALTERATIONS-IMPROV	185,000
PROJECT TOTAL	$ 255,000
LESS REVENUE:	
OTHER	255,000
NET COUNTY COST	$
SANTA MONICA BLVD DPSS (3)	
69398 EXERCISE PURCHASE OPTION	364,000
LESS REVENUE:	
SALE OF SURPLUS PROPERTY	364,000
NET COUNTY COST	$
TOTAL PUBLIC SOCIAL SERVICES	$ 619,000
LESS COUNTY REV AND AVAILABLE FUNDS:	
SALE OF SURPLUS PROPERTY	364,000
OTHER	255,000
NET COUNTY COST	$
TOTAL PUBLIC ASSISTANCE	$ 619,000
LESS COUNTY REV AND AVAILABLE FUNDS:	
SALE OF SURPLUS PROPERTY	364,000
OTHER	255,000
NET COUNTY COST	$

	1984-85 RECOMMEND
BEACHES AND HARBORS	
1984-85 Recommended Budget	
Funding is recommended for exercise of the purchase option on the Redondo warehouse and security/repair projects at Cabrillo, Will Rogers, Dockweiler, and Venice Beaches. A fully revenue offset appropriation provides for permanent accessways and initial development of Topanga Beach.	
CABRILLO STATE BEACH (4)	
40656 LAUNCH RAMP REPAIRS	$ 60,000
NET COUNTY COST	$ 60,000
DOCKWEILER BEACH (4)	
40658 RV SECURITY	24,000
LESS REVENUE:	
SB174(1981)	18,000
NET COUNTY COST	$ 6,000
NICHOLAS CANYON COUNTY BEACH (4)	
69111 GEN DEV PH II	15,000
NET COUNTY COST	$ 15,000
REDONDO BEACH (4)	
50230 WAREHOUSE ACQUISITION	220,000
LESS REVENUE:	
SALE OF SURPLUS PROPERTY	220,000
NET COUNTY COST	$
TOPANGA STATE BEACH (4)	
40657 ACCESS STAIRS	42,000
69195 GENERAL DEVELOPMENT	418,680
PROJECT TOTAL	$ 460,680
LESS REVENUE:	
LAND AND WATER CONSER FUND	191,050
STATE COASTAL CONSERVANCY	156,630
1980 STATE BOND	113,000
NET COUNTY COST	$

	1984-85 RECOMMEND
BEACHES AND HARBORS (contd)	
VENICE BEACH (4)	
30055 SERVICE YARD RENOVATION	$ 175,000
LESS REVENUE:	
FEDERAL OTHER	31,000
SB174(1981)	131,000
NET COUNTY COST	$ 13,000
WILL ROGERS STATE BEACH (4)	
40654 EMERG VEHICLE TURNAROUND	13,000
LESS REVENUE:	
SB174(1981)	9,750
NET COUNTY COST	$ 3,250
TOTAL BEACHES AND HARBORS	$ 967,680
LESS FEDERAL REVENUE:	
LAND AND WATER CONSER FUND	191,050
FEDERAL OTHER	31,000
LESS STATE REVENUE:	
STATE COASTAL CONSERVANCY	156,630
1980 STATE BOND	113,000
SB174(1981)	158,750
LESS COUNTY REV AND AVAILABLE FUNDS:	
SALE OF SURPLUS PROPERTY	220,000
NET COUNTY COST	$ 97,250

MUSEUM OF ART

1984-85 Recommended Budget

Funds are recommended for inspection of the Anderson Wing addition and the air conditioning improvements at the Museum.

MUSEUM OF ART (3)	
69079 BLDG ADDITION (ANDERSON WING)	$ 151,000
69198 AIR CONDITIONING	500,000
PROJECT TOTAL	$ 651,000
NET COUNTY COST	$ 651,000

	1984-85 RECOMMEND
MUSEUM OF ART (contd)	
TOTAL MUSEUM OF ART	$ 651,000
NET COUNTY COST	$ 651,000

PARKS & RECREATION

1984-85 Recommended Budget

Funds are recommended for planning and construction on projects initiated in the current Fiscal Year and in 1984-85. Primary emphasis continues to be placed on repair and maintenance projects, with County General Funds recommended in various instances for such work. Appropriation authority for fully revenue offset projects is recommended if the 1984 State Bond Act is approved for funding.

ARCADIA REGIONAL PARK (1)	
40557 SWIMMING POOL RENOVATION	$ 30,000
69026 IRRIGATION RENOVATION	25,000
69348 GENERAL IMPROVEMENTS	28,866
PROJECT TOTAL	$ 83,866
LESS REVENUE:	
QUIMBY ACO	28,866
NET COUNTY COST	$ 55,000
ATHENS LOCAL PARK (2)	
68800 IRRIGATION IMPROVEMENTS	25,000
NET COUNTY COST	$ 25,000
BALDWIN HILLS STATE RECREATION AREA (2)	
68054 LAND ACQUISITION	71,000
68803 GENERAL DEVELOPMENT PH 1C	65,000
69088 GENERAL DEVELOPMENT	204,000
69427 GENERAL DEVELOPMENT PH 1E	2,844,000
PROJECT TOTAL	$ 3,184,000

	1984-85 RECOMMEND
PARKS & RECREATION (contd)	
BALDWIN HILLS STATE RECREATION AREA (contd)	
LESS REVENUE:	
BALDWIN HILLS ACO	$ 275,000
STATE OTHER	2,844,000
1980 STATE BOND	65,000
NET COUNTY COST	$
BELVEDERE LOCAL PARK (3)	
69148 POOL CIRCULATION SYSTEM	7,000
LESS REVENUE:	
LAND AND WATER CONSER FUND	7,000
NET COUNTY COST	$
BODGER PARK (2)	
69142 GENERAL IMPROVEMENTS	91,615
LESS REVENUE:	
QUIMBY ACO	91,615
NET COUNTY COST	$
BOUQUET CANYON PARK (5)	
69171 BALLFIELD LIGHTING	7,500
69351 GENERAL IMPROVEMENTS	36,392
PROJECT TOTAL	$ 43,892
LESS REVENUE:	
QUIMBY ACO	43,892
NET COUNTY COST	$
CANYON COUNTRY PARK (5)	
69172 GENERAL IMPROVEMENTS	100,906
LESS REVENUE:	
QUIMBY ACO	100,906
NET COUNTY COST	$

	1984-85 RECOMMEND
PARKS & RECREATION (contd)	
CHARLES WHITE LOCAL PARK (5)	
69169 GENERAL IMPROVEMENTS	$ 12,844
LESS REVENUE:	
QUIMBY ACO	12,844
NET COUNTY COST	$
CHARTER OAK LOCAL PARK (1)	
69123 GENERAL IMPROVEMENTS	185,284
LESS REVENUE:	
QUIMBY ACO	185,284
NET COUNTY COST	$
CITY TERRACE PARK (3)	
69352 HEATING/AC IMPROVEMENTS	90,000
NET COUNTY COST	$ 90,000
CRESCENTA VALLEY REGIONAL PARK (5)	
68780 GENERAL IMPROVEMENTS	3,339
LESS REVENUE:	
QUIMBY ACO	3,339
NET COUNTY COST	$
DALTON PARK (1)	
69121 GENERAL IMPROVEMENTS	12,701
LESS REVENUE:	
QUIMBY ACO	12,701
NET COUNTY COST	$
EL CARISO PARK (5)	
40623 PARK IMPROVEMENT	180,000
NET COUNTY COST	$ 180,000

	1984-85 RECOMMEND
PARKS & RECREATION (contd)	
FARJARDO PARK (1)	
69122 GENERAL IMPROVEMENTS	$ 48,488
LESS REVENUE:	
QUIMBY ACO	48,488
NET COUNTY COST	$
FARNSWORTH LOCAL PARK (5)	
40624 PARK RENOVATION	400,000
LESS REVENUE:	
LAND AND WATER CONSER FUND	100,000
1980 STATE BOND	300,000
NET COUNTY COST	$
GUNN AVENUE LOCAL PARK (1)	
40560 PLAY AREA/WALKWAY RENOV	3,436
69124 BALLFIELD LIGHTING	1,000
PROJECT TOTAL	$ 4,436
LESS REVENUE:	
QUIMBY ACO	4,436
NET COUNTY COST	$
HERITAGE PARK (1)	
69204 GENERAL IMPROVEMENTS	38,391
LESS REVENUE:	
QUIMBY ACO	38,391
NET COUNTY COST	$
JESSE OWENS REGIONAL PARK (2)	
40576 PARK RENOVATION	200,000
LESS REVENUE:	
LAND AND WATER CONSER FUND	100,000
NET COUNTY COST	$ 100,000

	1984-85 RECOMMEND
PARKS & RECREATION (contd)	
LA MIRADA REGIONAL PARK (1)	
69128 GENERAL IMPROVEMENTS	$ 4,122
LESS REVENUE:	
QUIMBY ACO	4,122
NET COUNTY COST	$
LAKEWOOD GOLF COURSE (4)	
69223 A/C & PUMP IMPROVEMENTS	2,500
NET COUNTY COST	$ 2,500
LANE PARK (5)	
69163 GENERAL IMPROVEMENTS	31,954
LESS REVENUE:	
QUIMBY ACO	31,954
NET COUNTY COST	$
LENNOX PARK (2)	
40575 COMMUNITY BLDG RENOVATION	2,739
LESS REVENUE:	
QUIMBY ACO	2,739
NET COUNTY COST	$
LOMA ALTA PARK (5)	
69353 GENERAL IMPROVEMENTS	10,973
LESS REVENUE:	
QUIMBY ACO	10,973
NET COUNTY COST	$
MALIBU BLUFFS LOCAL PARK (4)	
30238 DEVELOPMENT PLANS	100,000
LESS REVENUE:	
LAND AND WATER CONSER FUND	100,000
NET COUNTY COST	$

	1984-85 RECOMMEND
PARKS & RECREATION (contd)	
MARSHALL CYN GOLF COURSE (1)	
69395 AIR GAP SYSTEM	$ 130,000
NET COUNTY COST	$ 130,000
MAYBERRY LOCAL PARK (1)	
40562 GENERAL IMPROVEMENTS	100,000
69170 GENERAL IMPROVEMENTS	2,582
PROJECT TOTAL	$ 102,582
LESS REVENUE:	
LAND AND WATER CONSER FUND	100,000
QUIMBY ACO	2,582
NET COUNTY COST	$
NEWHALL LOCAL PARK (5)	
69164 GENERAL IMPROVEMENTS	2,111
LESS REVENUE:	
QUIMBY ACO	2,111
NET COUNTY COST	$
NORTH OAKS COUNTY PARK (5)	
69165 GENERAL IMPROVEMENTS	701
LESS REVENUE:	
QUIMBY ACO	701
NET COUNTY COST	$
OBREGON LOCAL PARK (3)	
40583 PARK RENOVATION	200,000
LESS REVENUE:	
LAND AND WATER CONSER FUND	100,000
NET COUNTY COST	$ 100,000

	1984-85 RECOMMEND
PARKS & RECREATION (contd)	
OTTERBEIN REGIONAL PARK (1)	
40563 GENERAL IMPROVEMENTS	$ 36,786
LESS REVENUE:	
QUIMBY ACO	36,786
NET COUNTY COST	$
PAN PACIFIC REGIONAL PARK (3)	
69399 ACQUIS/RELOCATION	27,000
NET COUNTY COST	$ 27,000
PECK ROAD BASIN REG PARK (1)	
40564 GENERAL IMPROVEMENTS	6,604
LESS REVENUE:	
QUIMBY ACO	6,604
NET COUNTY COST	$
ROGERS REGIONAL PARK (2)	
40577 IRRIGATION RENOVATION	25,000
NET COUNTY COST	$ 25,000
ROWLAND HEIGHTS LOCAL PARK (1)	
40565 REC BLDG IMPS	11,256
LESS REVENUE:	
QUIMBY ACO	11,256
NET COUNTY COST	$
SALAZAR LOCAL PARK (3)	
68843 GENERAL DEVELOPMENT	10,000
NET COUNTY COST	$ 10,000

	1984-85 RECOMMEND
PARKS & RECREATION (contd)	
SAN DIMAS CYN REGIONAL PARK (1)	
69130 SECURITY LIGHTING RENOV	$ 50,000
NET COUNTY COST	$ 50,000
STIMSON AVE LOCAL PARK (1)	
40674 GENERAL IMPROVEMENTS	22,690
LESS REVENUE:	
QUIMBY ACO	22,690
NET COUNTY COST	$
VARIOUS PARKS - 1ST DIST (1)	
68967 PARK DEVELOPMENT	200,000
68968 DEVELOPMENT/ACQUISITION	3,250,000
PROJECT TOTAL	$ 3,450,000
LESS REVENUE:	
HOUSING AND COMM DEV ACT	100,000
QUIMBY ACO	200,000
SB174(1984)	1,000,000
STATE - OTHER	2,000,000
NET COUNTY COST	$ 150,000
VARIOUS PARKS - 2ND DIST (2)	
68969 PARK DEVELOPMENT	200,000
68970 DEVELOPMENT/ACQUISITION	3,250,000
PROJECT TOTAL	$ 3,450,000
LESS REVENUE:	
HOUSING AND COMM DEV ACT	100,000
QUIMBY ACO	200,000
SB174(1984)	1,000,000
STATE - OTHER	2,000,000
NET COUNTY COST	$ 150,000
VARIOUS PARKS - 3RD DIST (3)	
68971 PARK DEVELOPMENT	400,000
68972 DEVELOPMENT/ACQUISITION	3,250,000
PROJECT TOTAL	$ 3,650,000

	1984-85 RECOMMEND
PARKS & RECREATION (contd)	
VARIOUS PARKS - 3RD DIST (contd)	
LESS REVENUE:	
HOUSING AND COMM DEV ACT	$ 100,000
QUIMBY ACO	400,000
SB174(1984)	1,000,000
STATE - OTHER	2,000,000
NET COUNTY COST	$ 150,000
VARIOUS PARKS - 4TH DIST (4)	
68973 DEVELOPMENT/ACQUISITION	3,250,000
68974 PARK DEVELOPMENT	10,000
PROJECT TOTAL	$ 3,260,000
LESS REVENUE:	
HOUSING AND COMM DEV ACT	100,000
QUIMBY ACO	10,000
SB174(1984)	1,000,000
STATE - OTHER	2,000,000
NET COUNTY COST	$ 150,000
VARIOUS PARKS - 5TH DIST (5)	
68975 PARK DEVELOPMENT	100,000
68976 DEVELOPMENT/ACQUISITION	3,250,000
PROJECT TOTAL	$ 3,350,000
LESS REVENUE:	
HOUSING AND COMM DEV ACT	100,000
QUIMBY ACO	100,000
SB174(1984)	1,000,000
STATE - OTHER	2,000,000
NET COUNTY COST	$ 150,000
VETERANS MEMORIAL PARK (5)	
40628 SECURITY SYSTEM	40,000
NET COUNTY COST	$ 40,000
WEST HOLLYWOOD LOCAL PARK (3)	
68792 GENERAL IMPROVEMENTS	272,000
LESS REVENUE:	
QUIMBY ACO	272,000
NET COUNTY COST	$

	1984-85 RECOMMEND
PARKS & RECREATION (contd)	
WHITTIER NARROWS (1)	
40685 NATURE CENTER IMPS	10,000
69135 IRRIGATION IMPROVEMENTS	17,914
PROJECT TOTAL	$ 27,914
LESS REVENUE:	
QUIMBY ACO	17,914
LICENSE PLATE FEES	10,000
NET COUNTY COST	$
WILLOWBROOK STATE RECREATION AREA (2)	
40578 GENERAL IMPROVEMENTS	4,066
69361 GENERAL DEVELOPMENT PH III	36,752
PROJECT TOTAL	$ 40,818
LESS REVENUE:	
HOUSING AND COMM DEV ACT	36,752
QUIMBY ACO	4,066
NET COUNTY COST	$
TOTAL PARKS & RECREATION	$ 23,029,512
LESS FEDERAL REVENUE:	
LAND AND WATER CONSER FUND	507,000
HOUSING AND COMM DEV ACT	536,752
LESS STATE REVENUE:	
STATE OTHER	12,844,000
1980 STATE BOND	365,000
SB174(1984)	5,000,000
LESS COUNTY REV AND AVAILABLE FUNDS:	
BALDWIN HILLS ACO	275,000
QUIMBY ACO	1,907,260
LICENSE PLATE FEES	10,000
NET COUNTY COST	$ 1,584,500

	1984-85 RECOMMEND
PARKS & RECREATION (contd)	
TOTAL RECREATION & CULTURAL SERVICES	$ 24,648,192
LESS FEDERAL REVENUE:	
LAND AND WATER CONSER FUND	698,050
HOUSING AND COMM DEV ACT	536,752
FEDERAL OTHER	31,000
LESS STATE REVENUE:	
STATE COASTAL CONSERVANCY	156,630
STATE OTHER	12,844,000
1980 STATE BOND	478,000
SB174(1981)	158,750
SB174(1984)	5,000,000
LESS COUNTY REV AND AVAILABLE FUNDS:	
BALDWIN HILLS ACO	275,000
QUIMBY ACO	1,907,260
SALE OF SURPLUS PROPERTY	220,000
LICENSE PLATE FEES	10,000
NET COUNTY COST	$ 2,332,750
TOTAL CAPITAL PROJECTS	$154,361,327
LESS FEDERAL REVENUE:	
LAND AND WATER CONSER FUND	698,050
HOUSING AND COMM DEV ACT	10,356,852
FEDERAL AVIATION ADMIN	1,471,500
FEDERAL OTHER	768,000
LESS STATE REVENUE:	
STATE COASTAL CONSERVANCY	156,630
STATE BOARD OF CONTROL	2,250,000
STATE OTHER	12,844,000
STATE AERO AID & DEV	135,000
1980 STATE BOND	478,000
SB 174 (1981)	158,750
CO JAIL CAPITAL EXPENDITURE	2,070,457
SB 174 (1984)	5,000,000
LESS COUNTY REV AND AVAILABLE FUNDS:	
BALDWIN HILLS ACO	275,000
QUIMBY ACO	1,907,260
WARRANTY REIMBURSEMENT	75,000
SALE OF SURPLUS PROPERTY	1,682,500
JOINT POWERS AGREEMENT	1,070,000
LICENSE PLATE FEES	10,000
AVIATION	342,500
OTHER	2,807,265
COURTHOUSE CONSTRUCTION FD	8,331,200
CRIM JUSTICE FAC CONST FD	1,581,300
COUNTY BOND FINANCING	85,400,000
NET COUNTY COST	$ 14,492,063



AUDITOR - CONTROLLER SCHEDULES FOR THE 1984-85 RECOMMENDATION

Name of Fund	MEANS OF FINANCING: Estimated Fund Balance Available	Estimated Revenue	Interfund Transfers	Total
General County				
General Fund	$ 18,688,137	$ 4,259,657,663	$	$ 4,278,345,800
Hospital Facilities No. 2 Debt Service	106,320	1,401,334		1,507,654
Revenue Sharing Fund		80,833,052		80,833,052
Total General County	18,794,457	4,341,892,049		4,360,686,506
Special Funds				
A.C.O.-Baldwin Hills Fund	275,000			275,000
A.C.O.-Park In-Lieu Fees Fund	1,907,260			1,907,260
Custodial Facilities Expansion Fund		2,070,457		2,070,457
Aviation Fund		2,449,000		2,449,000
Child Abuse/Neglect Prevent Program Fund	1,403,050	1,022,400		2,425,450
Courthouse Construction Fund	2,838,897	10,000,000		12,838,897
Criminal Justice Facilities Construction Fund		8,320,601		8,320,601
Deferred Compensation Fund		13,830,231		13,830,231
Domestic Violence Program Fund	470,370	933,244		1,403,614
Fish and Game Propagation Fund	149,773	92,489		242,262
Funded Interest Pledge Reserve Fund		3,900,000		3,900,000
Golf Course Fund		550,225		550,225
Housing and Community Development Act Fund		81,699,910		81,699,910
Jail Store Fund		5,000,000		5,000,000
Motor Vehicles A.C.O. Fund	2,304,353			2,304,353
Off Highway Vehicle Fund	286,382	1,449,109		1,735,491
Belvedere Development Fund	29,355	926		30,281
East Los Angeles Development Fund	35,885	10,029		45,914
Montrose Development Fund	11,402	1,550		12,952
Walnut Park Development Fund	5,928	708		6,636
West Hollywood Development Fund	956,257	400,160		1,356,417
Public Library General	4,260,159	35,249,836		39,509,995
Road Fund	5,491,023	119,967,281		125,458,304
Special Road No. 1	62,817	462,786		525,603
Special Road No. 2	27,305	236,877		264,182
Special Road No. 3	6,004	169,209		175,213
Special Road No. 4	6,221	237,896		244,117
Special Road No. 5	63,171	641,815		704,986
Article 3-Bikeway Fund	1,980,501	1,035,000		3,015,501
Special Development Fund Regional Parks	254,659	347,750		602,409
Health Services-Statham Fund		2,340,424		2,340,424
Total Special Funds	22,825,772	292,419,913		315,245,685
TOTAL COUNTY FUNDS	$ 41,620,229	$ 4,634,311,962	$	$ 4,675,932,191

BUDGET BY FUNDS--SCHEDULE 1

REQUIREMENTS				
Appropriations	Appropriations for Contingencies	Provisions for Reserves	Estimated Delinquency	Total
$4,227,481,521	$	$ 3,000,000	$ 47,864,279	$4,278,345,800
1,425,145		21,262	61,247	1,507,654
80,833,052				80,833,052
4,309,739,718		3,021,262	47,925,526	4,360,686,506
275,000				275,000
1,907,260				1,907,260
2,070,457				2,070,457
2,449,000				2,449,000
2,425,450				2,425,450
12,838,897				12,838,897
8,320,601				8,320,601
13,830,231				13,830,231
1,403,614				1,403,614
242,262				242,262
3,900,000				3,900,000
550,225				550,225
81,699,910				81,699,910
5,000,000				5,000,000
2,304,353				2,304,353
1,555,479	180,012			1,735,491
30,281				30,281
45,914				45,914
12,952				12,952
6,636				6,636
1,356,417				1,356,417
38,265,129		410,000	834,866	39,509,995
125,458,304				125,458,304
513,751			11,852	525,603
257,997			6,185	264,182
170,815			4,398	175,213
238,041			6,076	244,117
688,266			16,720	704,986
3,015,501				3,015,501
602,409				602,409
2,340,424				2,340,424
313,775,576	180,012	410,000	880,097	315,245,685
$4,623,515,294	$ 180,012	$ 3,431,262	$ 48,805,623	$4,675,932,191

ANALYSIS OF FUND BALANCE AVAILABLE TO FINANCE THE BUDGET--SCHEDULE 2

Fund	Actual Fund Balance (Per Auditor) June 30, 1984	Less Fund Balance Unavailable: Reserve for Encumbrances	Less Fund Balance Unavailable: Uncancelled General Reserves and Reserves Within A.C.O. Funds	Less Fund Balance Unavailable: Other Reserves	Estimated Fund Balance Available
COUNTY WIDE FUNDS					
General County					
General Fund	$	$	$	$	$ 18,688,137
Hospital Facilities No. 2 Debt Service					106,320
Total General County					18,794,457
Special Funds					
A.C.O.-Baldwin Hills Fund					275,000
A.C.O.-Park In-Lieu Fees Fund					1,907,260
Child Abuse/Neglect Prevent Program Fund					1,403,050
Courthouse Construction Fund.					2,838,897
Domestic Violence Program Fund					470,370
Fish and Game Propagation Fund					149,773
Motor Vehicles A.C.O. Fund					2,304,353
Off-Highway Vehicle Fund					286,382
Belvedere Development Fund					29,355
East Los Angeles Development Fund					35,885
Montrose Development Fund					11,402
Walnut Park Development Fund.					5,928
West Hollywood Development Fd					956,257
Public Library General					4,260,159
Road Fund					5,491,023
Special Road No. 1					62,817
No. 2					27,305
No. 3					6,004
No. 4					6,221
No. 5					63,171
Article 3-Bikeway Fund					1,980,501
Special Development Fund-Regional Parks					254,659
Total Special Funds					22,825,772
TOTAL COUNTY WIDE FUNDS	$	$	$	$	$ 41,620,229

SUMMARY OF ESTIMATED REVENUES - SCHEDULE 3

DESCRIPTION	ACTUAL PRIOR YEAR 1982-83	ESTIMATED CURRENT YEAR 1983-84	REQUESTED FISCAL YEAR 1984-85	RECOMMENDED FISCAL YEAR 1984-85
SUMMARIZATION BY SOURCE				
CURRENT PROPERTY TAXES	932,986,243	975,659,746	1,136,682,941	1,137,313,623
TAXES - OTHER THAN CURRENT PROPERTY	72,796,250	77,994,954	86,063,756	93,274,463
TOTAL TAXES	1,005,782,493	1,053,654,700	1,222,746,697	1,230,588,086
LICENSES/PERMITS & FRANCHISES	14,852,030	16,249,315	24,207,394	24,266,454
FINES/FORFEITURES & PENALTIES	61,120,896	63,400,185	65,113,991	66,247,908
REVENUE FROM USE OF MONEY & PROPERTY	102,920,337	118,146,586	117,858,819	117,866,174
AID FROM OTHER GOVERNMENTAL AGENCIES	2,147,360,547	2,307,732,650	2,797,321,432	2,678,889,577
CHARGES FOR CURRENT SERVICES	345,595,569	379,076,139	452,264,213	447,249,868
OTHER REVENUE	55,323,118	145,204,136	74,188,613	69,203,895
GRAND TOTAL	$ 3,732,954,990	$ 4,083,463,711	$ 4,753,701,159	$ 4,634,311,962
SUMMARIZATION BY FUND				
GENERAL COUNTY				
GENERAL FUND	$ 3,447,054,241	$ 3,754,562,061	$ 4,378,510,906	$ 4,259,657,663
A.C.O. FUND	232,484			
HOSP FACILITIES #2 DEBT SVC	1,319,253	1,472,768	1,401,334	1,401,334
FEDERAL REVENUE SHARING FUND	83,442,189	81,821,761	80,833,052	80,833,052
TOTAL GENERAL COUNTY	3,532,048,167	3,837,856,590	4,460,745,292	4,341,892,049
SPECIAL FUNDS				
A.C.O. - BALDWIN HILLS FUND	272,030			
A.C.O. - GOLF COURSE FUND		73,000		
A.C.O. - PARK IN-LIEU FEES FUND	1,160,455			
A.C.O. - MARINA REPLACEMENT FUND	1,812,479	11,449		
CUSTODIAL FACILITIES EXPANSION FUND	546,133	3,722,413	2,070,457	2,070,457
HEALTH FACILITIES IMPROVEMENT FUND	232,335	158,739		
OLIVE VIEW IMPROVEMENT FUND	2,511,234	1,630,619		
AVIATION FUND	1,007,082	2,033,138	2,519,000	2,449,000
CHILD ABUSE/NEGLECT PREVENT PROG FUND	453,009	950,041	1,022,400	1,022,400
COURTHOUSE CONSTRUCTION FUND	10,553,935	10,000,000	10,000,000	10,000,000

SUMMARY OF ESTIMATED REVENUES - SCHEDULE 3

DESCRIPTION	ACTUAL PRIOR YEAR 1982-83	ESTIMATED CURRENT YEAR 1983-84	REQUESTED FISCAL YEAR 1984-85	RECOMMENDED FISCAL YEAR 1984-85
CRIM JUSTICE FAC CONSTR FUND	10,419,300	10,000,000	8,451,601	8,320,601
DEFERRED COMPENSATION FUND	6,419,225	9,027,385	13,830,231	13,830,231
DOMESTIC VIOLENCE PROGRAM FUND	742,577	949,390	933,244	933,244
FISH & GAME PROPAGATION FUND	94,449	92,489	92,489	92,489
FUNDED INTEREST PLEDGE RESERVE FUND			3,900,000	3,900,000
GOLF COURSE FUND	185,820	176,413	550,225	550,225
HOUSING & COMMUNITY DEVELOPMENT ACT FUND	18,147,746	46,315,322	81,699,910	81,699,910
JAIL STORE FUND	3,071,518	3,165,459	5,000,000	5,000,000
OFF-HIGHWAY VEHICLE FUND	91,631	298,826	1,449,109	1,449,109
TEMPORARY SHELTER PROGRAM FUND		1,370,564		
BELVEDERE DEVELOPMENT FUND	3,306	9,080	926	926
EAST LOS ANGELES DEVELOPMENT FUND	26,592	37,515	10,029	10,029
MONTROSE DEVELOPMENT FUND	1,343	2,900	1,550	1,550
WALNUT PARK DEVELOPMENT FUND	1,413	4,380	708	708
WEST HOLLYWOOD DEVELOPMENT FUND	195,125	378,190	400,160	400,160
PUBLIC LIBRARY	29,322,100	32,718,117	35,554,031	35,249,836
ROAD FUND	105,557,696	113,931,389	119,967,281	119,967,281
SPECIAL ROAD DISTRICT #1	410,977	428,510	467,270	462,786
SPECIAL ROAD DISTRICT #2	210,525	218,468	240,078	236,877
SPECIAL ROAD DISTRICT #3	150,962	156,618	172,985	169,209
SPECIAL ROAD DISTRICT #4	218,415	219,453	247,969	237,896
SPECIAL ROAD DISTRICT #5	571,341	593,939	651,040	641,815
ARTICLE 3 - BIKEWAY FUND	3,040,039	1,385,283	1,035,000	1,035,000
SPECIAL DEVELOPMENT FUNDS-REGIONAL PARKS		1,908,079	347,750	347,750
HEALTH SERVICES - STATHAM FUND	3,476,031	3,639,953	2,340,424	2,340,424
TOTAL SPECIAL FUNDS	200,906,823	245,607,121	292,955,867	292,419,913
GRAND TOTAL	$ 3,732,954,990	$ 4,083,463,711	$ 4,753,701,159	$ 4,634,311,962

ANALYSIS OF REVENUE BY FUNDS - SCHEDULE 3B

DESCRIPTION	ACTUAL PRIOR YEAR 1982-83	ESTIMATED CURRENT YEAR 1983-84	REQUESTED FISCAL YEAR 1984-85	RECOMMENDED FISCAL YEAR 1984-85
GENERAL FUND				
CURRENT PROPERTY TAXES	$ 918,526,626	$ 960,445,269	$ 1,119,851,320	$ 1,119,851,320
TAXES - OTHER THAN CURRENT PROPERTY	54,415,089	59,328,078	65,987,579	73,212,663
LICENSES/PERMITS & FRANCHISES	13,651,780	14,809,258	22,767,598	22,826,658
FINES/FORFEITURES & PENALTIES	31,183,873	32,889,799	36,166,079	37,568,802
REVENUE FROM USE OF MONEY & PROPERTY	86,218,731	101,234,544	94,199,493	94,206,848
AID FROM OTHER GOVERNMENTAL AGENCIES				
STATE	1,216,353,742	1,295,092,889	1,539,698,009	1,466,368,627
FEDERAL	741,556,853	776,626,703	908,431,846	864,858,034
OTHER	2,935,209	14,805,414	87,580,167	86,910,667
CHARGES FOR CURRENT SERVICES	334,913,136	366,684,530	440,614,709	435,554,656
OTHER REVENUE	47,299,202	132,645,577	63,214,106	58,299,388
TOTAL GENERAL FUND	3,447,054,241	3,754,562,061	4,378,510,906	4,259,657,663
ACO FUND				
CURRENT PROPERTY TAXES	206,105			
TAXES - OTHER THAN CURRENT PROPERTY	464			
AID FROM OTHER GOVERNMENTAL AGENCIES	25,915			
TOTAL ACO FUND	232,484			
DEBT SERVICE FUND				
CURRENT PROPERTY TAXES	1,197,053	1,472,768	1,401,334	1,401,334
TAXES - OTHER THAN CURRENT PROPERTY	7,790			
REVENUE FROM USE OF MONEY & PROPERTY	64,784			
AID FROM OTHER GOVERNMENTAL AGENCIES	49,626			
TOTAL DEBT SERVICE FUND	1,319,253	1,472,768	1,401,334	1,401,334
FED REV SHARING FUND				
REVENUE FROM USE OF MONEY & PROPERTY	174,104	286,000	286,000	286,000
AID FROM OTHER GOVERNMENTAL AGENCIES	83,268,085	81,535,761	80,547,052	80,547,052
TOTAL FED REV SHARING FUND	83,442,189	81,821,761	80,833,052	80,833,052

ANALYSIS OF REVENUE BY FUNDS - SCHEDULE 3B

DESCRIPTION	ACTUAL PRIOR YEAR 1982-83	ESTIMATED CURRENT YEAR 1983-84	REQUESTED FISCAL YEAR 1984-85	RECOMMENDED FISCAL YEAR 1984-85
TOTAL GENERAL COUNTY				
CURRENT PROPERTY TAXES	919,929,784	961,918,037	1,121,252,654	1,121,252,654
TAXES - OTHER THAN CURRENT PROPERTY	54,423,343	59,328,078	65,987,579	73,212,663
LICENSES/PERMITS & FRANCHISES	13,651,780	14,809,258	22,767,598	22,826,658
FINES/FORFEITURES & PENALTIES	31,183,873	32,889,799	36,166,079	37,568,802
REVENUE FROM USE OF MONEY & PROPERTY	86,457,619	101,520,544	94,485,493	94,492,848
AID FROM OTHER GOVERNMENTAL AGENCIES	2,044,189,430	2,168,060,767	2,616,257,074	2,498,684,380
CHARGES FOR CURRENT SERVICES	334,913,136	366,684,530	440,614,709	435,554,656
OTHER REVENUE	47,299,202	132,645,577	63,214,106	58,299,388
TOTAL GENERAL COUNTY	$ 3,532,048,167	$ 3,837,856,590	$ 4,460,745,292	$ 4,341,892,049
SPECIAL FUNDS				
CURRENT PROPERTY TAXES	$ 13,056,459	$ 13,741,709	$ 15,430,287	$ 16,060,969
TAXES - OTHER THAN CURRENT PROPERTY	18,372,907	18,666,876	20,076,177	20,061,800
LICENSES/PERMITS & FRANCHISES	1,200,250	1,440,057	1,439,796	1,439,796
FINES/FORFEITURES & PENALTIES	29,937,023	30,510,386	28,947,912	28,679,106
REVENUE FROM USE OF MONEY & PROPERTY	16,462,718	16,626,042	23,373,326	23,373,326
AID FROM OTHER GOVERNMENTAL AGENCIES	103,171,117	139,671,883	181,064,358	180,205,197
CHARGES FOR CURRENT SERVICES	10,682,433	12,391,609	11,649,504	11,695,212
OTHER REVENUE	8,023,916	12,558,559	10,974,507	10,904,507
TOTAL SPECIAL FUNDS	200,906,823	245,607,121	292,955,867	292,419,913
COUNTY FUNDS				
CURRENT PROPERTY TAXES	932,986,243	975,659,746	1,136,682,941	1,137,313,623
TAXES - OTHER THAN CURRENT PROPERTY	72,796,250	77,994,954	86,063,756	93,274,463
LICENSES/PERMITS & FRANCHISES	14,852,030	16,249,315	24,207,394	24,266,454
FINES/FORFEITURES & PENALTIES	61,120,896	63,400,185	65,113,991	66,247,908
REVENUE FROM USE OF MONEY & PROPERTY	102,920,337	118,146,586	117,858,819	117,866,174
AID FROM OTHER GOVERNMENTAL AGENCIES	2,147,360,547	2,307,732,650	2,797,321,432	2,678,889,577
CHARGES FOR CURRENT SERVICES	345,595,569	379,076,139	452,264,213	447,249,868
OTHER REVENUE	55,323,118	145,204,136	74,188,613	69,203,895
TOTAL COUNTY FUNDS	$ 3,732,954,990	$ 4,083,463,711	$ 4,753,701,159	$ 4,634,311,962

ANALYSIS OF REVENUE BY FUNDS - SCHEDULE 3B

DESCRIPTION	ACTUAL PRIOR YEAR 1982-83	ESTIMATED CURRENT YEAR 1983-84	REQUESTED FISCAL YEAR 1984-85	RECOMMENDED FISCAL YEAR 1984-85
SPECIAL DISTRICTS FUNDS				
CURRENT PROPERTY TAXES	$ 102,256,638	$ 95,175,676	$ 100,903,290	$ 104,680,587
TAXES - OTHER THAN CURRENT PROPERTY	58,180,070	63,909,018	70,322,033	69,553,619
LICENSES/PERMITS & FRANCHISES	191,989	240,325	250,500	250,500
REVENUE FROM USE OF MONEY & PROPERTY	11,497,689	3,841,650	4,709,452	4,583,062
AID FROM OTHER GOVERNMENTAL AGENCIES				
STATE	6,759,196	7,045,315	7,480,172	3,106,309
FEDERAL	300,000	1,800,000	1,842,000	1,842,000
OTHER	9,726,852	10,405,838	10,305,314	10,423,638
CHARGES FOR CURRENT SERVICES	66,435,907	72,588,053	82,527,686	81,814,025
OTHER REVENUE	-27,611	6,141,581	5,041,200	5,072,964
TOTAL SPECIAL DISTRICTS FUNDS	$ 255,320,730	$ 261,147,456	$ 283,381,647	$ 281,326,704

SUMMARY OF COUNTY BUDGET REQUIREMENTS -- SCHEDULE 5

BUDGET UNITS (GROUPED BY FUNCTION)	ACTUAL PRIOR YEAR 1982-83	ESTIMATED CURRENT YEAR 1983-84	REQUESTED FISCAL YEAR 1984-85	RECOMMENDED FISCAL YEAR 1984-85
GENERAL				
ADMINISTRATIVE OFFICER	7,349,446	8,003,637	8,836,067	8,836,067
AFFIRMATIVE ACTION COMPLIANCE	162,388	401,997	445,164	599,665
AID TO OTHER GOVT & NONPROFIT ORGS	315,462	220,000	250,000	250,000
ASSESSOR	42,096,333	42,696,622	46,542,536	46,508,015
AUDITOR-CONTROLLER	10,274,215	11,366,829	12,146,128	11,262,594
BOARD OF SUPERVISORS	7,771,606	7,942,091	9,570,980	9,570,980
BUILDING SERVICES	30,757,045	31,518,013	32,399,379	33,566,438
CIVIL SERVICE COMMISSION	404,309	353,207	415,989	399,430
COLLECTIONS	10,118,327	9,890,678		
COMMUNICATIONS	13,475,136	8,410,672	5,459,806	10,591,547
TELEPHONE UTILITIES	456,719	376,895	376,895	2,376,895
COUNTY COUNSEL	8,653,513	7,670,610	9,449,207	9,449,207
JUDGMENTS AND DAMAGES	6,800,332	10,600,000	32,500,000	25,800,000
COUNTY EMPLOYEES RETIREMENT				
COUNTY EMP RETIREMENT - O.A.S.D.H.I.				
COUNTY EMP RET - RETIREE INSURANCE				
COUNTY EMPLOYEES SICK LEAVE PAY				
COUNTY ENGINEER-FACILITIES	26,713,204	29,874,411	36,616,428	36,665,289
COUNTY ENGINEER-FACILITIES/AIRPORTS	5,433,188	5,506,697		
CEF/PRE-COUNTY IMPROVEMENT DISTRICT STUDIES			92,000	92,000
REIMBURSEMENT FOR SEWER CONSTRUCTION			130,000	130,000
COUNTY ENG-FAC/SEWER & DRAINAGE MTCE	5,208,113	5,991,680	6,248,286	6,248,287
COUNTY ENGINEER-FACILITIES/WATERWORKS	5,823,813	6,754,671	7,179,794	7,221,721
DATA PROCESSING	15,955,209	19,187,112	21,275,847	18,652,314
EMPLOYEE RELATIONS COMMISSION	139,946	142,128	152,785	150,715
FARM ADVISOR	132,022	142,163	169,654	169,581
FEDERAL ASSISTANCE	1,931,555	156,404	30,000,000	30,000,000
INSURANCE	4,060,800	3,665,286	5,122,922	6,712,195
LONG TERM DISABILITY				

SUMMARY OF COUNTY BUDGET REQUIREMENTS -- SCHEDULE 5

BUDGET UNITS (GROUPED BY FUNCTION)	ACTUAL PRIOR YEAR 1982-83	ESTIMATED CURRENT YEAR 1983-84	REQUESTED FISCAL YEAR 1984-85	RECOMMENDED FISCAL YEAR 1984-85
GENERAL (CONTD)				
L.A. COUNTY CAPITAL ASSET LEASING		-2,530,682		
MECHANICAL	37,794,226	42,370,697	60,499,391	45,796,576
UTILITIES	35,585,931	39,407,008	43,452,339	42,301,556
MOTOR VEHICLES	3,922,689	2,146,575	20,000,000	7,400,000
NONDEPARTMENTAL SPECIAL ACCOUNTS	61,274,982	82,955,384	159,594,332	159,594,332
PUBLIC GROUNDS MAINTENANCE EXPENSE	1,279,910	1,273,906	1,977,042	1,123,521
PERSONNEL	11,371,241	12,744,383	13,509,977	13,884,820
PURCHASING & STORES	7,272,129	6,331,366	7,365,261	6,952,102
REGISTRAR-RECORDER	23,675,068	32,123,345	30,923,335	30,688,701
RENT EXPENSE	37,477,169	42,776,171	47,853,169	47,091,752
SPECIAL ASSESSMENTS	100,557	79,745	87,730	100,931
SPECIAL ENGINEERING SERVICES	2,060,676	1,871,000	1,991,000	1,991,000
THRIFT PLAN				
TREASURER-TAX COLLECTOR			23,228,191	22,986,256
TREASURER-TAX COLLECTOR	8,658,207	10,853,758		
WORKERS COMPENSATION	-5,764,396			
CAPITAL PROJECTS	15,733,240	37,570,345	312,712,042	137,747,110
*A.C.O. - BALDWIN HILLS FUND	1,094,845	432,000	275,000	275,000
*A.C.O. - GOLF COURSE FUND	1,736	73,000		
*A.C.O. - PARK IN-LIEU FEES FUND	553,935	1,324,949	1,911,405	1,907,260
*A.C.O. - MARINA REPLACEMENT FUND	88,095	11,449		
*CUSTODIAL FACILITIES EXPANSION FUND	100,440	3,722,413	2,070,457	2,070,457
*HEALTH FACILITIES IMPROVEMENT FUND	15,292	158,739		
*OLIVE VIEW IMPROVEMENT FUND		1,630,619		
*AVIATION FUND	2,613,741	2,033,138	2,519,000	2,449,000
*COURTHOUSE CONSTRUCTION FUND	1,222,832	9,404,169	10,389,175	12,838,897
*CRIM JUSTICE FAC CONSTR FUND	4,563,426	5,370,267	8,451,601	8,320,601
*DEFERRED COMPENSATION FUND	6,419,225	9,027,385	13,830,231	13,830,231
*MOTOR VEHICLES A.C.O. FUND			2,304,353	2,304,353
*BELVEDERE DEVELOPMENT FUND	4,332	9,827	30,281	30,281

SUMMARY OF COUNTY BUDGET REQUIREMENTS -- SCHEDULE 5

BUDGET UNITS (GROUPED BY FUNCTION)	ACTUAL PRIOR YEAR 1982-83	ESTIMATED CURRENT YEAR 1983-84	REQUESTED FISCAL YEAR 1984-85	RECOMMENDED FISCAL YEAR 1984-85
GENERAL (CONTD)				
*EAST LOS ANGELES DEVELOPMENT FUND	4,841	19,153	45,914	45,914
*MONTROSE DEVELOPMENT FUND	1,271	2,008	12,952	12,952
*WALNUT PARK DEVELOPMENT FUND	2,769	4,981	6,636	6,636
*WEST HOLLYWOOD DEVELOPMENT FUND	29,486	85,219	1,356,417	1,356,417
*FEDERAL REVENUE SHARING FUND	78,723,422	88,512,444	80,833,052	80,833,052
TOTAL GENERAL	540,213,998	642,666,564	1,112,610,150	909,192,648
PUBLIC PROTECTION				
AGRICULTURAL COMMISSIONER/WEIGHTS & MEASURES			10,174,996	9,825,741
AGRICULTURAL COMMISSIONER	6,551,376	7,656,236		
ANIMAL CARE & CONTROL	5,532,657	6,109,353	6,689,522	6,569,898
HUMAN RELATIONS COMMISSION	843,610	812,798	891,259	966,166
CONSUMER AFFAIRS	731,218	686,480	754,812	796,111
COUNTY CLERK	24,506,178	25,691,072	27,997,865	28,031,349
CRIMINAL JUSTICE INFORMATION SYSTEM		1,155,731	2,755,852	2,755,852
DISTRICT ATTORNEY	52,586,793	57,371,561	81,459,921	67,944,244
DISTRICT ATTORNEY - FAMILY SUPPORT	33,492,507	33,928,652	34,711,213	35,728,088
FORESTER & FIRE WARDEN	49,982,126	51,341,727	64,184,603	57,411,376
GRAND JURY	379,808	498,170	588,115	584,908
JUSTICE SYSTEM SUBVENTION	1,931,530	2,028,847	1,881,789	1,881,789
LOCAL AGENCY FORMATION COMMISSION	223,411	224,000	235,169	226,169
MARSHAL	28,774,853	30,242,491	33,929,890	32,186,260
MEDICAL EXAMINER-CORONER	5,910,289	6,406,729	8,613,382	7,095,763
MUNICIPAL COURTS-ALHAMBRA	1,043,471	1,086,029	1,210,887	1,184,974
MUNICIPAL COURTS-ANTELOPE	558,842	604,956	822,380	812,019
MUNICIPAL COURTS-BEVERLY HILLS	1,069,470	1,130,007	1,247,445	1,216,056
MUNICIPAL COURTS-BURBANK	716,634	713,542	823,419	802,631

SUMMARY OF COUNTY BUDGET REQUIREMENTS -- SCHEDULE 5

BUDGET UNITS (GROUPED BY FUNCTION)	ACTUAL PRIOR YEAR 1982-83	ESTIMATED CURRENT YEAR 1983-84	REQUESTED FISCAL YEAR 1984-85	RECOMMENDED FISCAL YEAR 1984-85
PUBLIC PROTECTION (CONTD)				
JUSTICE COURT-CATALINA	47,895	60,870	56,437	55,432
MUNICIPAL COURTS-CITRUS	1,696,802	1,816,443	1,994,772	1,920,808
MUNICIPAL COURTS-COMPTON	2,271,376	2,403,988	2,726,037	2,762,169
MUNICIPAL COURTS-CULVER	641,435	668,468	748,759	734,759
MUNICIPAL COURTS-DOWNEY	1,166,748	1,183,619	1,462,984	1,394,180
MUNICIPAL COURTS-EAST LOS ANGELES	1,424,765	1,363,875	1,616,537	1,571,972
MUNICIPAL COURTS-GLENDALE	882,092	1,041,158	1,245,655	1,192,386
MUNICIPAL COURTS-INGLEWOOD	1,525,538	1,647,456	1,861,308	1,793,612
MUNICIPAL COURTS-LONG BEACH	2,154,356	2,263,450	2,708,236	2,634,509
MUNICIPAL COURTS-LOS ANGELES	25,585,711	27,682,781	31,833,726	31,458,296
MUNICIPAL COURTS-LOS CERRITOS	1,025,948	1,105,111	1,192,283	1,190,240
MUNICIPAL COURTS-MALIBU	517,107	555,861	610,363	607,581
MUNICIPAL COURTS-NEWHALL	595,035	710,976	830,495	812,825
MUNICIPAL COURTS-PASADENA	1,142,051	1,286,155	1,466,244	1,446,596
MUNICIPAL COURTS-POMONA	1,096,775	1,166,724	1,208,364	1,199,880
MUNICIPAL COURTS-RIO HONDO	1,231,074	1,248,637	1,366,651	1,352,694
MUNICIPAL COURTS-SANTA ANITA	504,946	547,363	661,977	642,041
MUNICIPAL COURTS-SANTA MONICA	1,110,199	1,177,919	1,355,568	1,331,855
MUNICIPAL COURTS-SOUTH BAY	1,578,151	1,628,892	1,972,314	1,957,386
MUNICIPAL COURTS-SOUTHEAST	1,674,483	1,798,205	2,081,147	2,117,702
MUNICIPAL COURTS-WHITTIER	1,073,484	1,177,585	1,308,356	1,309,336
MUNICIPAL & JUSTICE COURTS EXPENSE	19,553,984	21,888,551	23,641,952	21,811,698
PROBATION-MAIN	53,430,371	55,918,335	67,364,206	62,047,959
PROBATION-CARE OF JUV COURT WARDS	2,217,862	1,890,416	1,843,122	1,843,122
PROBATION-DETENTION FACILITIES	36,087,477	33,962,559	39,631,396	38,059,208
PROBATION-RESIDENTIAL TREATMENT	26,369,033	29,830,256	32,503,553	31,660,006
PUBLIC ADMINISTRATOR	4,758,861	5,290,940	6,833,578	6,619,578
PUBLIC DEFENDER	30,687,549	31,132,963	35,109,724	35,446,866
REGIONAL PLANNING	7,104,779	7,040,021	6,878,209	7,429,906
SHERIFF-MAIN	271,492,160	297,931,851	390,080,460	312,820,734

SUMMARY OF COUNTY BUDGET REQUIREMENTS -- SCHEDULE 5

BUDGET UNITS (GROUPED BY FUNCTION)	ACTUAL PRIOR YEAR 1982-83	ESTIMATED CURRENT YEAR 1983-84	REQUESTED FISCAL YEAR 1984-85	RECOMMENDED FISCAL YEAR 1984-85
PUBLIC PROTECTION (CONTD)				
SHERIFF-CUSTODY	102,227,007	112,107,649	155,218,074	127,022,586
STATE CORRECTIONAL SCHOOLS	1,005,841	1,162,733	1,146,205	1,169,381
SUPERIOR COURT	33,062,644	34,565,081	39,841,892	38,770,264
SUPERIOR COURT-MANDATORY EXPENSE	29,817,708	30,506,106	32,182,000	31,751,401
WAGES TO PRISONERS	44,520	45,000	45,000	45,000
WEIGHTS & MEASURES	1,831,026	1,746,556		
*FISH & GAME PROPAGATION FUND	53,485	103,240	242,262	242,262
*JAIL STORE FUND	2,884,691	3,165,459	5,000,000	5,000,000
TOTAL PUBLIC PROTECTION	886,409,743	948,511,633	1,176,842,365	1,037,245,624
PUBLIC WAYS & FACILITIES				
*ROAD FUND	105,291,823	115,191,084	125,458,304	125,458,304
*SPECIAL ROAD DISTRICT #1	388,012	445,404	504,771	513,751
*SPECIAL ROAD DISTRICT #2	156,782	266,718	263,149	257,997
*SPECIAL ROAD DISTRICT #3	158,143	168,492	178,116	170,815
*SPECIAL ROAD DISTRICT #4	165,256	266,600	252,970	238,041
*SPECIAL ROAD DISTRICT #5	421,722	709,640	710,761	688,266
*ARTICLE 3 - BIKEWAY FUND	1,119,041	1,325,780	3,015,501	3,015,501
TOTAL PUBLIC WAYS & FACILITIES	107,700,779	118,373,718	130,383,572	130,342,675
HEALTH & SANITATION				
HLTH SVCS-ADMINISTRATION	36,631,072	44,122,200	52,938,980	46,119,381
HLTH SVCS-AMBULATORY CARE	23,840,670	33,794,111	43,194,872	36,345,178
HLTH SVCS-ALCOHOL & DRUG ABUSE	33,355,001	35,859,669	42,218,268	38,435,909

SUMMARY OF COUNTY BUDGET REQUIREMENTS -- SCHEDULE 5

BUDGET UNITS (GROUPED BY FUNCTION)	ACTUAL PRIOR YEAR 1982-83	ESTIMATED CURRENT YEAR 1983-84	REQUESTED FISCAL YEAR 1984-85	RECOMMENDED FISCAL YEAR 1984-85
HEALTH & SANITATION (CONTD)				
HLTH SVCS-ANTELOPE VLY REHAB CENTERS	3,881,210	4,306,087	4,805,949	4,537,713
HLTH SVCS-CALIF CHILDRENS SERVICES	21,765,731	22,910,375	24,523,630	23,510,428
HLTH SVCS-LAC/HARBOR-UCLA MEDICAL CTR	12,361,654	14,531,856	15,754,187	14,761,219
HLTH SVCS-LONG BEACH GENERAL HOSPITAL	2,669,058	-1,026,104		
HLTH SVCS-MEDICALLY INDIGENT ADULT PROGRAM FUND	3,860,945	10,154,082	10,709,937	10,154,082
HLTH SVCS-LAC/USC MEDICAL CENTER	73,047,528	61,844,573	73,358,060	73,506,127
HLTH SVCS-M.L.KING JR. HOSPITAL	37,649,058	27,254,601	28,637,924	29,992,764
HLTH SVCS-MIRA LOMA HOSPITAL	1,880,921	3,148,283	3,328,705	3,530,559
HLTH SVCS-LAC/OLIVE VIEW MEDICAL CTR	11,130,913	9,204,490	11,259,351	10,723,910
HLTH SVCS-PROBATION HEALTH	7,175,738	7,244,302	7,668,747	7,447,833
HLTH SVCS-PREVENTIVE/PUBLIC HEALTH PROGRAMS	95,609,432	99,719,026	110,303,275	105,321,458
HLTH SVCS-RANCHO LOS AMIGOS HOSPITAL	2,813,642	7,529,820	17,165,953	6,850,648
HEALTH PLANNING & DEVELOPMENT AGENCY	310,880			
MENTAL HEALTH	148,919,996	136,332,362	182,948,793	178,675,664
*HEALTH SERVICES - STATHAM FUND	3,481,066	3,639,953	2,340,424	2,340,424
TOTAL HEALTH & SANITATION	520,384,515	520,569,686	631,157,055	592,253,297
PUBLIC ASSISTANCE				
ADOPTIONS	7,853,350	6,761,272	10,877,064	10,357,653
AID ADOPT CHILD/ADOPT ASST PROG	1,082,017	1,397,422	3,242,000	2,500,000
CALIF SCHOOL FOR DEAF & BLIND	1,966	3,223	3,000	2,951
CHILD ABUSE PREVENTION PROGRAM			2,088,540	2,088,540
COMMUNITY ACTION AGENCY PROGRAM	2,305,458	2,195,631	2,228,822	2,228,822
COMMUNITY SERVICES	14,605,895	11,232,529	11,666,720	11,772,452
CETA/JOB TRAINING PARTNERSHIP ACT	23,077,257	20,163,267	25,382,518	25,382,518
MILITARY & VETERANS AFFAIRS	603,886	596,110	609,776	596,877
PUBLIC SOCIAL SERVICES ADMIN.	314,518,632	320,412,420	357,561,954	341,926,054

SUMMARY OF COUNTY BUDGET REQUIREMENTS -- SCHEDULE 5

BUDGET UNITS (GROUPED BY FUNCTION)	ACTUAL PRIOR YEAR 1982-83	ESTIMATED CURRENT YEAR 1983-84	REQUESTED FISCAL YEAR 1984-85	RECOMMENDED FISCAL YEAR 1984-85
PUBLIC ASSISTANCE (CONTD)				
PSS-IN HOME SUPPORTIVE SERVICES	-20,816	925,847	2,269,956	1,965,291
PSS-ADULT SUPPLEMENTAL PAYMENTS	149,893	177,587	189,939	
PSS-AID TO FAMILIES W/DEPEND CHLDRN	1,100,875,153	1,210,882,735	1,344,186,458	1,234,091,090
PSS-INDIGENT AID	72,546,624	60,276,578	60,174,149	87,771,292
PSS-REFUGEE RESETTLEMENT PROGRAM	10,260,930	6,330,088	6,426,739	6,091,793
SENIOR CITIZENS AFFAIRS	13,098,058	13,749,935	13,555,743	13,555,743
SPECIALIZED CAREER REHABILITATION/ EMPLOYMENT		30,398,771	32,064,000	1,685,000
TARGETED ASSISTANCE PROGRAM		2,135,312	6,444,635	6,444,635
*CHILD ABUSE/NEGLECT PREVENT PROG FUND			2,425,450	2,425,450
*DOMESTIC VIOLENCE PROGRAM FUND	685,425	894,703	1,403,614	1,403,614
*HOUSING & COMMUNITY DEVELOPMENT ACT FUND	18,635,958	43,475,825	81,699,910	81,699,910
*TEMPORARY SHELTER PROGRAM FUND		1,370,564		
TOTAL PUBLIC ASSISTANCE	1,580,279,687	1,733,379,819	1,964,500,987	1,833,989,685
EDUCATION				
*PUBLIC LIBRARY	28,610,271	32,425,364	38,165,129	38,265,129
TOTAL EDUCATION	28,610,271	32,425,364	38,165,129	38,265,129
RECREATION & CULTURAL SERVICES				
ARBORETA & BOTANIC GARDENS	2,835,415	2,677,449	2,960,185	3,056,652
BEACHES AND HARBORS	12,854,584	15,246,320	19,431,664	16,697,377
MUSEUM OF ART	6,198,058	5,858,633	9,604,112	6,072,238
MUSEUM OF NATURAL HISTORY	5,453,131	5,935,624	6,629,678	6,203,998
MUSIC CENTER OPERATIONS	5,153,152	5,905,540	5,905,540	5,905,540

SUMMARY OF COUNTY BUDGET REQUIREMENTS -- SCHEDULE 5

BUDGET UNITS (GROUPED BY FUNCTION)	ACTUAL PRIOR YEAR 1982-83	ESTIMATED CURRENT YEAR 1983-84	REQUESTED FISCAL YEAR 1984-85	RECOMMENDED FISCAL YEAR 1984-85
RECREATION & CULTURAL SERVICES (CONTD)				
MUSIC & PERFORMING ARTS COMMISSION	732,330	794,513	1,110,205	938,663
PARKS & RECREATION	32,353,189	34,060,869	36,257,186	35,318,510
*GOLF COURSE FUND	7,358	318,182	550,225	550,225
*OFF-HIGHWAY VEHICLE FUND	76,549	528,157	1,555,479	1,555,479
*SPECIAL DEVELOPMENT FUNDS-REGIONAL PARKS		1,653,420	602,409	602,409
TOTAL RECREATION & CULTURAL SERVICES	65,963,766	72,978,707	84,606,683	76,901,091
DEBT SERVICE				
BOND INTEREST	184,807	137,768	90,145	90,145
BOND REDEMPTION	1,335,000	1,335,000	1,335,000	1,335,000
*FUNDED INTEREST PLEDGE RESERVE FUND			3,900,000	3,900,000
TOTAL DEBT SERVICE	1,519,807	1,472,768	5,325,145	5,325,145
TOTAL-SPECIFIC EXPENDITURE REQUIREMENTS	3,731,082,566	4,070,378,259	5,143,591,086	4,623,515,294
APPROPRIATION FOR CONTINGENCIES			180,012	180,012
TOTAL EXPENDITURE REQUIREMENTS	3,731,082,566	4,070,378,259	5,143,771,098	4,623,695,306
PROVISIONS FOR RESERVES				
RESERVES			3,431,262	3,431,262
PROVISIONS FOR TAX DELINQUENCIES				
ESTIMATED DELINQUENCY			48,935,302	48,805,623
TOTAL COUNTY FUNDS BUDGET REQUIREMENTS	3,731,082,566	4,070,378,259	5,196,137,662	4,675,932,191

* DENOTES SPECIAL FUND

SUMMARY OF COUNTY BUDGET REQUIREMENTS -- SCHEDULE 5

	ACTUAL PRIOR YEAR 1982-83	ESTIMATED CURRENT YEAR 1983-84	REQUESTED FISCAL YEAR 1984-85	RECOMMENDED FISCAL YEAR 1984-85
REANALYSIS BY FUND:				
General County				
General	$3,471,194,924	$ 3,741,028,826	$4,800,725,272	$ 4,278,345,800
Accumulative Capital Outlay	102,489			
Hospital Facilities No. 2 Debt Service	1,519,807	1,579,088	1,507,654	1,507,654
Revenue Sharing Fund	78,723,422	88,512,444	80,833,052	80,833,052
Total General County	3,551,540,642	3,831,120,358	4,883,065,978	4,360,686,506
Special Funds				
A.C.O.-Baldwin Hills Fund	1,094,845	432,000	275,000	275,000
A.C.O.-Golf Course Fund	1,736	73,000		
A.C.O.-Park In-Lieu Fees Fund	553,935	1,324,949	1,911,405	1,907,260
A.C.O.-Marina Replacement Fund	88,095	11,449		
Custodial Facilities Expansion Fund	100,440	3,722,413	2,070,457	2,070,457
Health Facilities Improvement Fund	15,292	158,739		
Olive View Replacement Fund		1,630,619		
Aviation Fund	2,613,741	2,033,138	2,519,000	2,449,000
Child Abuse/Neglect Prevent Program Fund			2,425,450	2,425,450
Courthouse Construction Fund	1,222,832	9,404,169	10,389,175	12,838,897
Criminal Justice Facilities Construction Fund	4,563,426	5,370,267	8,451,601	8,320,601
Deferred Compensation Fund	6,419,225	9,027,385	13,830,231	13,830,231
Domestic Violence Program Fund	685,425	894,703	1,403,614	1,403,614
Fish and Game Propagation Fund	53,485	103,240	242,262	242,262
Funded Interest Pledge Reserve Fund			3,900,000	3,900,000
Golf Course Fund	7,358	318,182	550,225	550,225
Housing and Community Development Act Fund	18,635,958	43,475,825	81,699,910	81,699,910
Jail Store Fund	2,884,691	3,165,459	5,000,000	5,000,000
Motor Vehicles A.C.O. Fund			2,304,353	2,304,353
Off-Highway Vehicle Fund	76,549	528,157	1,735,491	1,735,491
Temporary Shelter Program Fund		1,370,564		
Belvedere Development Fund	4,332	9,827	30,281	30,281
East Los Angeles Development Fund	4,841	19,153	45,914	45,914
Montrose Development Fund	1,271	2,008	12,952	12,952
Walnut Park Development Fund	2,769	4,981	6,636	6,636
West Hollywood Development Fund	29,486	85,219	1,356,417	1,356,417
Public Library				
General	28,604,460	32,388,044	39,536,651	39,509,995
Accumulative Capital Outlay	5,811	37,320		
Road	105,291,823	115,191,084	125,458,304	125,458,304

SUMMARY OF COUNTY BUDGET REQUIREMENTS -- SCHEDULE 5-Continued

	ACTUAL PRIOR YEAR 1982-83	ESTIMATED CURRENT YEAR 1983-84	REQUESTED FISCAL YEAR 1984-85	RECOMMENDED FISCAL YEAR 1984-85
REANALYSIS BY FUND--Continued				
Special Road				
No. 1	388,012	445,404	516,758	525,603
No. 2	156,782	266,718	271,530	264,182
No. 3	158,143	168,492	182,627	175,213
No. 4	165,256	266,600	259,348	244,117
No. 5	421,722	709,640	727,758	704,986
Article 3-Bikeway Fund	1,119,041	1,325,780	3,015,501	3,015,501
Special Development Fund-Regional Parks		1,653,420	602,409	602,409
Health Services-Statham Fund	3,481,066	3,639,953	2,340,424	2,340,424
Total Special Funds	178,851,848	239,257,901	313,071,684	315,245,685
TOTAL COUNTY FUNDS BUDGET REQUIREMENT	$3,730,392,490	$ 4,070,378,259	$5,196,137,662	$ 4,675,932,191

RECAPITULATION OF COUNTY BUDGET REQUIREMENTS GROUPED BY FUNCTION
AND ACTIVITY CLASSIFIED BY OBJECTS OF EXPENDITURE

FUNCTION, ACTIVITY, AND BUDGET UNIT	SALARIES AND EMPLOYEE BENEFITS	SERVICES AND SUPPLIES	OTHER CHARGES/USES	FIXED ASSETS	EXPENDITURE TRANSFERS AND REIMBURSEMENTS (DEDUCT)	NET TOTAL
GENERAL						
LEGISLATIVE & ADMINISTRATIVE						
ADMINISTRATIVE OFFICER	12,962,139	2,114,548		25,000	6,265,620	8,836,067
BOARD OF SUPERVISORS	7,123,422	2,956,389		15,000	523,831	9,570,980
TOTAL LEGISLATIVE & ADMINISTRATIVE	20,085,561	5,070,937		40,000	6,789,451	18,407,047
FINANCE						
ASSESSOR	35,606,201	10,868,178		70,541	36,905	46,508,015
AUDITOR-CONTROLLER	11,870,263	7,374,706		69,682	8,052,057	11,262,594
PURCHASING & STORES	8,337,923	2,713,158		260,720	4,359,699	6,952,102
TREASURER-TAX COLLECTOR	19,168,712	8,626,581		139,640	4,948,677	22,986,256
TOTAL FINANCE	74,983,099	29,582,623		540,583	17,397,338	87,708,967
COUNSEL						
COUNTY COUNSEL	11,555,414	2,010,437		30,000	4,146,644	9,449,207
TOTAL COUNSEL	11,555,414	2,010,437		30,000	4,146,644	9,449,207
PERSONNEL						
AFFIRMATIVE ACTION COMPLIANCE	555,834	43,831				599,665
CIVIL SERVICE COMMISSION	215,077	184,353				399,430
EMPLOYEE RELATIONS COMMISSION	119,246	31,469				150,715
PERSONNEL	13,194,934	3,000,540		77,045	2,387,699	13,884,820
TOTAL PERSONNEL	14,085,091	3,260,193		77,045	2,387,699	15,034,630
ELECTIONS						
REGISTRAR-RECORDER	15,751,665	14,496,599		680,655	240,218	30,688,701
TOTAL ELECTIONS	15,751,665	14,496,599		680,655	240,218	30,688,701

RECAPITULATION OF COUNTY BUDGET REQUIREMENTS GROUPED BY FUNCTION
AND ACTIVITY CLASSIFIED BY OBJECTS OF EXPENDITURE

FUNCTION,ACTIVITY,AND BUDGET UNIT	SALARIES AND EMPLOYEE BENEFITS	SERVICES AND SUPPLIES	OTHER CHARGES/USES	FIXED ASSETS	EXPENDITURE TRANSFERS AND REIMBURSEMENTS (DEDUCT)	NET TOTAL
GENERAL (CONTD)						
COMMUNICATIONS						
COMMUNICATIONS	17,064,718	7,126,750		75,000	13,674,921	10,591,547
TELEPHONE UTILITIES		2,376,895				2,376,895
TOTAL COMMUNICATIONS	17,064,718	9,503,645		75,000	13,674,921	12,968,442
PROPERTY MANAGEMENT						
BUILDING SERVICES	35,326,733	6,691,549		81,345	8,533,189	33,566,438
MECHANICAL	56,797,576	28,512,791		184,374	39,698,165	45,796,576
UTILITIES		42,101,556		200,000		42,301,556
PUBLIC GROUNDS MAINTENANCE EXPENSE		1,123,521				1,123,521
RENT EXPENSE		47,191,752			100,000	47,091,752
SPECIAL ASSESSMENTS			130,631		29,700	100,931
TOTAL PROPERTY MANAGEMENT	92,124,309	125,621,169	130,631	465,719	48,361,054	169,980,774
PLANT ACQUISITION						
CAPITAL PROJECTS				137,747,110		137,747,110
TOTAL PLANT ACQUISITION				137,747,110		137,747,110
REVENUE SHARING						
FEDERAL REVENUE SHARING FUND			80,833,052			80,833,052
TOTAL REVENUE SHARING			80,833,052			80,833,052
OTHER GENERAL						
JUDGMENTS AND DAMAGES			25,800,000			25,800,000
COUNTY ENGINEER-FACILITIES	35,972,864	5,020,310	246,536	81,825	4,656,246	36,665,289
CEF/PRE-COUNTY IMPROVEMENT DISTRICT STUDIE		92,000				92,000
REIMBURSEMENT FOR SEWER CONSTRUCTION		130,000				130,000
COUNTY ENG-FAC/SEWER & DRAINAGE MTCE	4,698,651	1,549,636				6,248,287
COUNTY ENGINEER-FACILITIES/WATERWORKS	4,369,726	2,851,995				7,221,721
DATA PROCESSING	40,637,329	48,768,950		3,410,756	74,164,721	18,652,314
FARM ADVISOR	94,554	73,927		1,100		169,581
INSURANCE	12,500	3,815,010	3,244,800		360,115	6,712,195
MOTOR VEHICLES		2,675,382		4,724,618		7,400,000
NONDEPARTMENTAL SPECIAL ACCOUNTS		97,876,762	61,717,570			159,594,332
SPECIAL ENGINEERING SERVICES		1,991,000				1,991,000

RECAPITULATION OF COUNTY BUDGET REQUIREMENTS GROUPED BY FUNCTION
AND ACTIVITY CLASSIFIED BY OBJECTS OF EXPENDITURE

FUNCTION, ACTIVITY, AND BUDGET UNIT	SALARIES AND EMPLOYEE BENEFITS	SERVICES AND SUPPLIES	OTHER CHARGES/USES	FIXED ASSETS	EXPENDITURE TRANSFERS AND REIMBURSEMENTS (DEDUCT)	NET TOTAL
GENERAL (CONTD)						
OTHER GENERAL (CONTD)						
TOTAL OTHER GENERAL	85,785,624	164,844,972	91,008,906	8,218,299	79,181,082	270,676,719
PROMOTION						
AID TO OTHER GOVT & NONPROFIT ORGS			250,000			250,000
TOTAL PROMOTION			250,000			250,000
OTHER GENERAL						
FEDERAL ASSISTANCE		30,000,000				30,000,000
TOTAL OTHER GENERAL		30,000,000				30,000,000
TOTAL GENERAL	331,435,491	384,390,575	172,222,589	147,874,411	172,178,407	863,744,649
PUBLIC PROTECTION						
JUDICIAL						
COUNTY CLERK	26,284,747	2,622,553		53,193	929,144	28,031,349
DISTRICT ATTORNEY	64,127,119	6,919,253		209,269	3,311,397	67,944,244
DISTRICT ATTORNEY - FAMILY SUPPORT	23,706,841	13,847,569		4,395	1,830,717	35,728,088
GRAND JURY		584,408		500		584,908
MUNICIPAL COURTS-ALHAMBRA	1,113,240	66,939		4,795		1,184,974
MUNICIPAL COURTS-ANTELOPE	750,174	60,171		11,674	10,000	812,019
MUNICIPAL COURTS-BEVERLY HILLS	1,116,247	111,209		8,600	20,000	1,216,056
MUNICIPAL COURTS-BURBANK	737,219	62,727		2,685		802,631
JUSTICE COURT-CATALINA	50,106	5,326				55,432
MUNICIPAL COURTS-CITRUS	1,812,930	114,273		4,005	10,400	1,920,808
MUNICIPAL COURTS-COMPTON	2,645,292	110,757		6,120		2,762,169
MUNICIPAL COURTS-CULVER	693,495	42,964		5,800	7,500	734,759
MUNICIPAL COURTS-DOWNEY	1,307,352	93,843		3,745	10,760	1,394,180
MUNICIPAL COURTS-EAST LOS ANGELES	1,468,715	126,106		11,075	33,924	1,571,972
MUNICIPAL COURTS-GLENDALE	1,116,696	81,750		11,940	18,000	1,192,386
MUNICIPAL COURTS-INGLEWOOD	1,791,805	74,530			72,723	1,793,612
MUNICIPAL COURTS-LONG BEACH	2,448,182	190,452		10,875	15,000	2,634,509
MUNICIPAL COURTS-LOS ANGELES	24,458,953	7,109,343		115,000	225,000	31,458,296
MUNICIPAL COURTS-LOS CERRITOS	1,131,493	55,857		2,890		1,190,240
MUNICIPAL COURTS-MALIBU	558,224	43,902		5,455		607,581
MUNICIPAL COURTS-NEWHALL	734,338	75,662		7,425	4,600	812,025

RECAPITULATION OF COUNTY BUDGET REQUIREMENTS GROUPED BY FUNCTION
AND ACTIVITY CLASSIFIED BY OBJECTS OF EXPENDITURE

FUNCTION, ACTIVITY, AND BUDGET UNIT	SALARIES AND EMPLOYEE BENEFITS	SERVICES AND SUPPLIES	OTHER CHARGES/USES	FIXED ASSETS	EXPENDITURE TRANSFERS AND REIMBURSEMENTS (DEDUCT)	NET TOTAL
PUBLIC PROTECTION (CONTD)						
JUDICIAL (CONTD)						
MUNICIPAL COURTS-PASADENA	1,289,171	136,433		20,992		1,446,596
MUNICIPAL COURTS-POMONA	1,129,446	56,452		13,982		1,199,880
MUNICIPAL COURTS-RIO HONDO	1,280,546	70,678		1,470		1,352,694
MUNICIPAL COURTS-SANTA ANITA	608,811	46,286		3,444	16,500	642,041
MUNICIPAL COURTS-SANTA MONICA	1,224,332	86,310		21,213		1,331,855
MUNICIPAL COURTS-SOUTH BAY	1,852,886	84,387		20,113		1,957,386
MUNICIPAL COURTS-SOUTHEAST	1,936,713	141,303		39,686		2,117,702
MUNICIPAL COURTS-WHITTIER	1,248,445	60,891				1,309,336
MUNICIPAL & JUSTICE COURTS EXPENSE	664,710	21,144,288		2,700		21,811,698
PUBLIC DEFENDER	33,889,257	1,479,909		77,700		35,446,866
SUPERIOR COURT	35,067,656	4,617,229		62,500	977,121	38,770,264
SUPERIOR COURT-MANDATORY EXPENSE		31,768,401			17,000	31,751,401
TOTAL JUDICIAL	238,245,141	92,092,161		743,241	7,509,786	323,570,757
POLICE PROTECTION						
MARSHAL	30,541,971	1,621,507		22,782		32,186,260
SHERIFF-MAIN	272,000,766	38,622,900		2,974,732	777,664	312,820,734
TOTAL POLICE PROTECTION	302,542,737	40,244,407		2,997,514	777,664	345,006,994
DETENTION & CORRECTION						
PROBATION-MAIN	52,671,035	9,308,006		68,918		62,047,959
PROBATION-DETENTION FACILITIES	32,667,106	5,204,060		188,042		38,059,208
SHERIFF-CUSTODY	98,801,257	35,423,300	69,164	1,405,239	8,676,374	127,022,586
STATE CORRECTIONAL SCHOOLS			1,169,381			1,169,381
WAGES TO PRISONERS	45,000					45,000
TOTAL DETENTION & CORRECTION	184,184,398	49,935,366	1,238,545	1,662,199	8,676,374	228,344,134

RECAPITULATION OF COUNTY BUDGET REQUIREMENTS GROUPED BY FUNCTION
AND ACTIVITY CLASSIFIED BY OBJECTS OF EXPENDITURE

FUNCTION,ACTIVITY,AND BUDGET UNIT	SALARIES AND EMPLOYEE BENEFITS	SERVICES AND SUPPLIES	OTHER CHARGES/USES	FIXED ASSETS	EXPENDITURE TRANSFERS AND REIMBURSEMENTS (DEDUCT)	NET TOTAL
PUBLIC PROTECTION (CONTD)						
FIRE PROTECTION						
FORESTER & FIRE WARDEN	48,927,167	9,395,966	9,000	276,137	1,196,894	57,411,376
TOTAL FIRE PROTECTION	48,927,167	9,395,966	9,000	276,137	1,196,894	57,411,376
PROTECTIVE INSPECTION						
AGRICULTURAL COMMISSIONER/WEIGHTS & MEASUR	7,230,202	2,457,607		285,077	147,145	9,825,741
TOTAL PROTECTIVE INSPECTION	7,230,202	2,457,607		285,077	147,145	9,825,741
OTHER PROTECTION						
ANIMAL CARE & CONTROL	5,104,539	1,492,835	4,000	18,720	50,196	6,569,898
HUMAN RELATIONS COMMISSION	917,806	48,800			440	966,166
CONSUMER AFFAIRS	729,932	64,619		1,560		796,111
CRIMINAL JUSTICE INFORMATION SYSTEM		2,755,852				2,755,852
JUSTICE SYSTEM SUBVENTION		1,881,789				1,881,789
LOCAL AGENCY FORMATION COMMISSION		226,169				226,169
MEDICAL EXAMINER-CORONER	5,760,356	1,311,427		23,980		7,095,763
PROBATION-CARE OF JUV COURT WARDS			1,843,122			1,843,122
PROBATION-RESIDENTIAL TREATMENT	28,623,451	3,537,217	73,264	29,100	603,056	31,660,006
PUBLIC ADMINISTRATOR	6,652,100	1,977,462		11,300	2,021,284	6,619,578
REGIONAL PLANNING	6,041,423	1,429,383		21,600	62,500	7,429,906
TOTAL OTHER PROTECTION	53,829,607	14,725,583	1,920,386	106,260	2,737,476	67,844,360
TOTAL PUBLIC PROTECTION	834,959,252	208,851,090	3,167,931	6,070,428	21,045,339	1,032,003,362
HEALTH & SANITATION						

RECAPITULATION OF COUNTY BUDGET REQUIREMENTS GROUPED BY FUNCTION
AND ACTIVITY CLASSIFIED BY OBJECTS OF EXPENDITURE

FUNCTION,ACTIVITY,AND BUDGET UNIT	SALARIES AND EMPLOYEE BENEFITS	SERVICES AND SUPPLIES	OTHER CHARGES/USES	FIXED ASSETS	EXPENDITURE TRANSFERS AND REIMBURSEMENTS (DEDUCT)	NET TOTAL
HEALTH & SANITATION (CONTD)						
HEALTH						
HLTH SVCS-ADMINISTRATION	21,319,150	25,113,237	735,000	30,010	1,078,016	46,119,381
HLTH SVCS-AMBULATORY CARE	32,824,697	13,233,935		94,887	9,808,341	36,345,178
HLTH SVCS-ALCOHOL & DRUG ABUSE	5,357,361	35,401,001		17,971	2,340,424	38,435,909
HLTH SVCS-MEDICALLY INDIGENT ADULT PROGRAM		10,154,082				10,154,082
HLTH SVCS-PROBATION HEALTH	6,335,586	1,027,596	110,604	34,769	60,722	7,447,833
HLTH SVCS-PREVENTIVE/PUBLIC HEALTH PROGRAM	73,041,555	32,068,045		221,896	10,038	105,321,458
MENTAL HEALTH	47,945,253	126,395,236	10,731,898	33,570	6,430,293	178,675,664
TOTAL HEALTH	186,823,602	243,393,132	11,577,502	433,103	19,727,834	422,499,505
HOSPITAL CARE						
HLTH SVCS-ANTELOPE VLY REHAB CENTERS	3,191,955	1,917,321		12,875	584,438	4,537,713
HLTH SVCS-LAC/HARBOR-UCLA MEDICAL CTR			14,761,219			14,761,219
HLTH SVCS-LAC/USC MEDICAL CENTER			73,506,127			73,506,127
HLTH SVCS-M.L.KING JR. HOSPITAL			29,992,764			29,992,764
HLTH SVCS-MIRA LOMA HOSPITAL			3,530,559			3,530,559
HLTH SVCS-LAC/OLIVE VIEW MEDICAL CTR			10,723,910			10,723,910
HLTH SVCS-RANCHO LOS AMIGOS HOSPITAL			6,850,648			6,850,648
TOTAL HOSPITAL CARE	3,191,955	1,917,321	139,365,227	12,875	584,438	143,902,940
CRIPPLED CHILDREN'S SERVICES						
HLTH SVCS-CALIF CHILDRENS SERVICES	7,020,978	1,474,800	14,993,383	21,267		23,510,428
TOTAL CRIPPLED CHILDREN'S SERVICES	7,020,978	1,474,800	14,993,383	21,267		23,510,428
TOTAL HEALTH & SANITATION	197,036,535	246,785,253	165,936,112	467,245	20,312,272	589,912,873

RECAPITULATION OF COUNTY BUDGET REQUIREMENTS GROUPED BY FUNCTION
AND ACTIVITY CLASSIFIED BY OBJECTS OF EXPENDITURE

FUNCTION, ACTIVITY, AND BUDGET UNIT	SALARIES AND EMPLOYEE BENEFITS	SERVICES AND SUPPLIES	OTHER CHARGES/USES	FIXED ASSETS	EXPENDITURE TRANSFERS AND REIMBURSEMENTS (DEDUCT)	NET TOTAL
PUBLIC ASSISTANCE						
ADMINISTRATION						
ADOPTIONS	10,771,645	1,576,704	50,985	101,720	2,143,401	10,357,653
PUBLIC SOCIAL SERVICES ADMIN.	268,874,502	72,050,564	2,870,415	715,105	2,584,532	341,926,054
TOTAL ADMINISTRATION	279,646,147	73,627,268	2,921,400	816,825	4,727,933	352,283,707
AID PROGRAMS						
AID ADOPT CHILD/ADOPT ASST PROG			2,500,000			2,500,000
PSS-IN HOME SUPPORTIVE SERVICES			1,965,291			1,965,291
PSS-AID TO FAMILIES W/DEPEND CHLDRN			1,234,091,090			1,234,091,090
PSS-REFUGEE RESETTLEMENT PROGRAM			6,091,793			6,091,793
TOTAL AID PROGRAMS			1,244,648,174			1,244,648,174
GENERAL RELIEF						
PSS-INDIGENT AID			87,771,292			87,771,292
TOTAL GENERAL RELIEF			87,771,292			87,771,292
VETERANS' SERVICES						
MILITARY & VETERANS AFFAIRS	550,830	41,047	5,000			596,877
TOTAL VETERANS' SERVICES	550,830	41,047	5,000			596,877
OTHER ASSISTANCE						
CALIF SCHOOL FOR DEAF & BLIND		651	2,300			2,951
CHILD ABUSE PREVENTION PROGRAM		2,088,540				2,088,540
COMMUNITY ACTION AGENCY PROGRAM		2,228,822				2,228,822
COMMUNITY SERVICES	9,619,530	2,807,922		30,000	685,000	11,772,452
CETA/JOB TRAINING PARTNERSHIP ACT		25,382,518				25,382,518
SENIOR CITIZENS AFFAIRS	2,357,674	11,185,788		12,281		13,555,743
SPECIALIZED CAREER REHABILITATION/ EMPLOYM		1,685,000	4,549,740		4,549,740	1,685,000
TARGETED ASSISTANCE PROGRAM		6,444,635				6,444,635
TOTAL OTHER ASSISTANCE	11,977,204	51,823,876	4,552,040	42,281	5,234,740	63,160,661
TOTAL PUBLIC ASSISTANCE	292,174,181	125,492,191	1,339,897,906	859,106	9,962,673	1,748,460,711

RECAPITULATION OF COUNTY BUDGET REQUIREMENTS GROUPED BY FUNCTION
AND ACTIVITY CLASSIFIED BY OBJECTS OF EXPENDITURE

FUNCTION, ACTIVITY, AND BUDGET UNIT	SALARIES AND EMPLOYEE BENEFITS	SERVICES AND SUPPLIES	OTHER CHARGES/USES	FIXED ASSETS	EXPENDITURE TRANSFERS AND REIMBURSEMENTS (DEDUCT)	NET TOTAL
RECREATION & CULTURAL SERVICES						
RECREATION FACILITIES						
BEACHES AND HARBORS	13,330,918	3,380,879		37,580	52,000	16,697,377
PARKS & RECREATION	29,151,171	7,705,276		230,000	1,767,937	35,318,510
TOTAL RECREATION FACILITIES	42,482,089	11,086,155		267,580	1,819,937	52,015,887
CULTURAL SERVICES						
ARBORETA & BOTANIC GARDENS	2,363,475	688,177		5,000		3,056,652
MUSEUM OF ART	4,089,050	1,881,568		101,620		6,072,238
MUSEUM OF NATURAL HISTORY	5,230,421	1,023,577			50,000	6,203,998
MUSIC CENTER OPERATIONS	439,767	5,430,773		35,000		5,905,540
MUSIC & PERFORMING ARTS COMMISSION		938,663				938,663
TOTAL CULTURAL SERVICES	12,122,713	9,962,758		141,620	50,000	22,177,091
TOTAL RECREATION & CULTURAL SERVICES	54,604,802	21,048,913		409,200	1,869,937	74,192,978
DEBT SERVICE						
INTEREST ON LONG TERM DEBT						
BOND INTEREST			90,145			90,145
TOTAL INTEREST ON LONG TERM DEBT			90,145			90,145
RETIREMENT OF LONG TERM DEBT						
BOND REDEMPTION			1,335,000			1,335,000
TOTAL RETIREMENT OF LONG TERM DEBT			1,335,000			1,335,000
TOTAL DEBT SERVICE			1,425,145			1,425,145

RECAPITULATION OF COUNTY BUDGET REQUIREMENTS GROUPED BY FUNCTION
AND ACTIVITY CLASSIFIED BY OBJECTS OF EXPENDITURE

FUNCTION,ACTIVITY,AND BUDGET UNIT	SALARIES AND EMPLOYEE BENEFITS	SERVICES AND SUPPLIES	OTHER CHARGES/USES	FIXED ASSETS	EXPENDITURE TRANSFERS AND REIMBURSEMENTS (DEDUCT)	NET TOTAL
FINANCING ELEMENTS						
TOTAL						
TOTAL						
TOTAL GENERAL COUNTY	1,710,210,251	986,568,022	1,682,649,683	155,680,390	225,368,628	4,309,739,718

RECAPITULATION OF COUNTY BUDGET REQUIREMENTS GROUPED BY FUNCTION
AND ACTIVITY CLASSIFIED BY OBJECTS OF EXPENDITURE

FUNCTION,ACTIVITY,AND BUDGET UNIT	SALARIES AND EMPLOYEE BENEFITS	SERVICES AND SUPPLIES	OTHER CHARGES/USES	FIXED ASSETS	EXPENDITURE TRANSFERS AND REIMBURSEMENTS (DEDUCT)	NET TOTAL
SPECIAL FUNDS						
GENERAL						
PLANT ACQUISITION						
A.C.O. - BALDWIN HILLS FUND				275,000		275,000
A.C.O. - PARK IN-LIEU FEES FUND				1,907,260		1,907,260
CUSTODIAL FACILITIES EXPANSION FUND				2,070,457		2,070,457
AVIATION FUND				2,449,000		2,449,000
COURTHOUSE CONSTRUCTION FUND		4,507,697		8,331,200		12,838,897
CRIM JUSTICE FAC CONSTR FUND		6,739,301		1,581,300		8,320,601
TOTAL PLANT ACQUISITION		11,246,998		16,614,217		27,861,215
OTHER GENERAL						
MOTOR VEHICLES A.C.O. FUND				2,304,353		2,304,353
TOTAL OTHER GENERAL				2,304,353		2,304,353
PROPERTY MANAGEMENT						
BELVEDERE DEVELOPMENT FUND		30,281				30,281
EAST LOS ANGELES DEVELOPMENT FUND		45,914				45,914
MONTROSE DEVELOPMENT FUND		12,952				12,952
WALNUT PARK DEVELOPMENT FUND		6,636				6,636
WEST HOLLYWOOD DEVELOPMENT FUND		125,000		1,231,417		1,356,417
TOTAL PROPERTY MANAGEMENT		220,783		1,231,417		1,452,200
OTHER GENERAL						
DEFERRED COMPENSATION FUND			13,830,231			13,830,231
TOTAL OTHER GENERAL			13,830,231			13,830,231
TOTAL GENERAL		11,467,781	13,830,231	20,149,987		45,447,999

RECAPITULATION OF COUNTY BUDGET REQUIREMENTS GROUPED BY FUNCTION
AND ACTIVITY CLASSIFIED BY OBJECTS OF EXPENDITURE

FUNCTION, ACTIVITY, AND BUDGET UNIT	SALARIES AND EMPLOYEE BENEFITS	SERVICES AND SUPPLIES	OTHER CHARGES/USES	FIXED ASSETS	EXPENDITURE TRANSFERS AND REIMBURSEMENTS (DEDUCT)	NET TOTAL
PUBLIC PROTECTION						
DETENTION & CORRECTION						
JAIL STORE FUND		5,000,000				5,000,000
TOTAL DETENTION & CORRECTION		5,000,000				5,000,000
OTHER PROTECTION						
FISH & GAME PROPAGATION FUND		212,262		30,000		242,262
TOTAL OTHER PROTECTION		212,262		30,000		242,262
TOTAL PUBLIC PROTECTION		5,212,262		30,000		5,242,262
PUBLIC WAYS & FACILITIES						
PUBLIC WAYS						
ROAD FUND		116,037,968	14,433,342	3,442,000	8,455,006	125,458,304
SPECIAL ROAD DISTRICT #1		513,751				513,751
SPECIAL ROAD DISTRICT #2		257,997				257,997
SPECIAL ROAD DISTRICT #3		170,815				170,815
SPECIAL ROAD DISTRICT #4		238,041				238,041
SPECIAL ROAD DISTRICT #5		688,266				688,266
ARTICLE 3 - BIKEWAY FUND		3,015,501				3,015,501
TOTAL PUBLIC WAYS		120,922,339	14,433,342	3,442,000	8,455,006	130,342,675
TOTAL PUBLIC WAYS & FACILITIES		120,922,339	14,433,342	3,442,000	8,455,006	130,342,675

RECAPITULATION OF COUNTY BUDGET REQUIREMENTS GROUPED BY FUNCTION
AND ACTIVITY CLASSIFIED BY OBJECTS OF EXPENDITURE

FUNCTION, ACTIVITY, AND BUDGET UNIT	SALARIES AND EMPLOYEE BENEFITS	SERVICES AND SUPPLIES	OTHER CHARGES/USES	FIXED ASSETS	EXPENDITURE TRANSFERS AND REIMBURSEMENTS (DEDUCT)	NET TOTAL
HEALTH & SANITATION						
HEALTH						
HEALTH SERVICES - STATHAM FUND		2,340,424				2,340,424
TOTAL HEALTH		2,340,424				2,340,424
TOTAL HEALTH & SANITATION		2,340,424				2,340,424
PUBLIC ASSISTANCE						
OTHER ASSISTANCE						
CHILD ABUSE/NEGLECT PREVENT PROG FUND		2,425,450				2,425,450
DOMESTIC VIOLENCE PROGRAM FUND		1,403,614				1,403,614
HOUSING & COMMUNITY DEVELOPMENT ACT FUND		81,699,910				81,699,910
TOTAL OTHER ASSISTANCE		85,528,974				85,528,974
TOTAL PUBLIC ASSISTANCE		85,528,974				85,528,974
EDUCATION						
LIBRARY SERVICES						
PUBLIC LIBRARY	19,578,753	17,559,973		1,126,403		38,265,129
TOTAL LIBRARY SERVICES	19,578,753	17,559,973		1,126,403		38,265,129
TOTAL EDUCATION	19,578,753	17,559,973		1,126,403		38,265,129

RECAPITULATION OF COUNTY BUDGET REQUIREMENTS GROUPED BY FUNCTION
AND ACTIVITY CLASSIFIED BY OBJECTS OF EXPENDITURE

FUNCTION,ACTIVITY,AND BUDGET UNIT	SALARIES AND EMPLOYEE BENEFITS	SERVICES AND SUPPLIES	OTHER CHARGES/USES	FIXED ASSETS	EXPENDITURE TRANSFERS AND REIMBURSEMENTS (DEDUCT)	NET TOTAL
RECREATION & CULTURAL SERVICES						
RECREATION FACILITIES						
GOLF COURSE FUND		550,225				550,225
OFF-HIGHWAY VEHICLE FUND		50,000		1,505,479		1,555,479
TOTAL RECREATION FACILITIES		600,225		1,505,479		2,105,704
SPECIAL DEVELOPMENT FUNDS-REGIONAL PARKS		602,409				602,409
TOTAL		602,409				602,409
TOTAL RECREATION & CULTURAL SERVICES		1,202,634		1,505,479		2,708,113
DEBT SERVICE						
INTEREST ON LONG TERM DEBT						
FUNDED INTEREST PLEDGE RESERVE FUND			3,900,000			3,900,000
TOTAL INTEREST ON LONG TERM DEBT			3,900,000			3,900,000
TOTAL DEBT SERVICE			3,900,000			3,900,000
TOTAL SPECIAL FUNDS	19,578,753	244,234,387	32,163,573	26,253,869	8,455,006	313,775,576
TOTAL SPECIFIC EXPENDITURE REQUIREMENTS	1,729,789,004	1,230,802,409	1,714,813,256	181,934,259	233,823,634	4,623,515,294
PROVISIONS FOR CONTINGENCIES						
APPROP FOR CONTINGENCIES-SPECIAL FUNDS						180,012
PROVISIONS FOR FINANCING BEYOND BUDGET YEAR						
RESERVES-GENERAL COUNTY						3,021,262
RESERVES-SPECIAL FUNDS						410,000

RECAPITULATION OF COUNTY BUDGET REQUIREMENTS GROUPED BY FUNCTION
AND ACTIVITY CLASSIFIED BY OBJECTS OF EXPENDITURE

FUNCTION, ACTIVITY, AND BUDGET UNIT	SALARIES AND EMPLOYEE BENEFITS	SERVICES AND SUPPLIES	OTHER CHARGES/USES	FIXED ASSETS	EXPENDITURE TRANSFERS AND REIMBURSEMENTS (DEDUCT)	NET TOTAL
PROVISIONS FOR TAX DELINQUENCIES						
ESTIMATED DELINQUENCY-GENERAL COUNTY						47,925,526
ESTIMATED DELINQUENCY-SPECIAL FUNDS						880,097
GRAND TOTAL COUNTY BUDGET REQUIREMENTS						4,675,932,191

DETAIL OF PROVISIONS FOR RESERVES--SCHEDULE 7

Description and Fund (General Reserve Unless Otherwise Indicated)	Reserve Balance as of June 30, 1984	Decreases by Cancellation Made Available For Financing	Increases or New Reserves to be Provided in Budget Year	Total Reserves for Budget Year
General County				
General Fund	$ 3,000,000	$ 3,000,000	$ 3,000,000	$ 3,000,000
Hospital Facilities No. 2 Debt Service	45,073	45,073	21,262	21,262
Total General County	3,045,073	3,045,073	3,021,262	3,021,262
Special Funds				
Public Library	410,000	410,000	410,000	410,000
GRAND TOTAL	$ 3,455,073	$ 3,455,073	$ 3,431,262	$ 3,431,262

CAPITAL PROJECTS

CAPITAL PROJECTS

GENERAL GOVERNMENT

		ACTUAL PRIOR YEAR 1982-83	ESTIMATED CURRENT YEAR 1983-84	REQUEST FISCAL YEAR 1984-85	RECOMMEND FISCAL YEAR 1984-85	FUND
COMMUNICATIONS						
BLACK JACK PEAK (4)						
68353 RADIO SITE	S&I	$	$ 15,000	$ 202,400	$	
VARIOUS RADIO SITES (0)						
40679 SITE SECURITY MODIFS	S&I			230,605	230,605	
TOTAL COMMUNICATIONS		$	$ 15,000	$ 433,005	$ 230,605	
DATA PROCESSING DEPARTMENT						
DOWNEY ADMIN CENTER (1)						
40651 ROOF REPLACEMENT	S&I	$	$	$ 785,000	$ 25,000	
40652 RESURFACE PARKING LOTS	S&I			80,000		
40653 EXTERIOR PAINTING	S&I			75,000		
PROJECT TOTAL		$	$	$ 940,000	$ 25,000	
TOTAL DATA PROCESSING DEPARTMENT		$	$	$ 940,000	$ 25,000	
REGISTRAR-RECORDER						
FERGUSON BLDG (3)						
40650 COMPUTER SITE DEVELOPMENT	S&I	$	$	$ 606,000	$ 500,000	
TOTAL REGISTRAR-RECORDER		$	$	$ 606,000	$ 500,000	
COUNTY ENGINEER-FACILITIES						
CEF HEADQUARTERS BLDG (3)						
69290 PUBLIC ADDRESS SYSTEM	S&I	$	$	$ 91,000	$	

		ACTUAL PRIOR YEAR 1982-83	ESTIMATED CURRENT YEAR 1983-84	REQUEST FISCAL YEAR 1984-85	RECOMMEND FISCAL YEAR 1984-85	FUND
COUNTY ENGINEER-FACILITIES (contd)						
SAN GABRIEL VALLEY REGIONAL OFFICE (1)						
69295 BUILDING CONSTRUCTION	LAND		697,000	32,500		
TOTAL COUNTY ENGINEER-FACILITIES		$	$ 697,000	$ 123,500	$	
JOINT USE - CENTRALIZED						
BUREAU OF CENTRAL OPERATIONS (3)						
40669 CRIMINAL COURTS BLDG. REMODEL	S&I	$	$	$ 100,000	$	
TOTAL JOINT USE - CENTRALIZED		$	$	$ 100,000	$	
JOINT USE - DECENTRALIZED						
COMPTON COURTHOUSE (4)						
40448 ELEVATOR ADDITIONS	S&I	$	$	$ 250,000	$	
DOWNEY MUNI COURT (1)						
69175 BUILDING	S&I		30,000	770,000	770,000	CC
EAST LA MUNI COURT (3)						
69174 BUILDING	S&I	26,451	710,593	96,868	97,000	CC
69325 PARKING STRUCTURE	S&I		117,974	3,321,200	3,321,200	CC
PROJECT TOTAL		$ 26,451	$ 828,567	$ 3,418,068	$ 3,418,200	
HUNTINGTON PARK CTHSE (1)						
40663 ELEVATOR REPAIR	S&I			40,000		
40664 AIR COND REPAIR	S&I			45,000		
PROJECT TOTAL		$	$	$ 85,000	$	

		ACTUAL PRIOR YEAR 1982-83	ESTIMATED CURRENT YEAR 1983-84	REQUEST FISCAL YEAR 1984-85	RECOMMEND FISCAL YEAR 1984-85	FUND
JOINT USE - DECENTRALIZED (contd)						
LONG BEACH COURT (4)						
40667 ADD'L CTROOM	S&I	$	$	$ 10,000	$	
40668 ADD'L CTROOM	S&I			400,000	400,000	CJFCF
69320 MUNICIPAL COURTROOM	S&I		134,260	8,500	8,500	CJFCF
PROJECT TOTAL		$	$ 134,260	$ 418,500	$ 408,500	
LOS CERRITOS MUNI COURT (4)						
69065 COURTHOUSE BUILDING	S&I	241,521	163,542	317,000	317,000	CC
69326 PARKING STRUCTURE	S&I		2,574,633	29,410	30,000	CC
PROJECT TOTAL		$ 241,521	$ 2,738,175	$ 346,410	$ 347,000	
SANTA MONICA CTHSE (4)						
40662 CO CLERK STORAGE	S&I			50,000		
SUPERIOR COURT (3)						
69183 MENTAL HEALTH CNTR ALTS	S&I	41,410	471,000	27,000	14,000	CJFCF
VAN NUYS MUNICIPAL CT (3)						
69176 BUILDING	S&I	263,221	800,000	84,000	385,000	CC
69327 PARKING STRUCTURE	S&I		310,218	193,000	2,341,000	CC
69391 TEMP COURT COMPLEX	S&I			70,000	70,000	CC
PROJECT TOTAL		$ 263,221	$ 1,110,218	$ 347,000	$ 2,796,000	
VARIOUS COUNTY FACILITIES (0)						
68366 WARRANTY COMPLIANCE	S&I	26,840	7,796	75,000	75,000	
68367 HANDICAP ALT VAR	S&I	16,860	3,863	164,000	164,000	
68477 VAR RELOC AND MOD	S&I	894,330	850,856	2,803,000	2,408,500	
69364 HANDICAP ALT VAR CTS	S&I		35,841	158,800	158,800	CJFCF
PROJECT TOTAL		$ 938,030	$ 898,356	$ 3,200,800	$ 2,806,300	
VARIOUS COURTHOUSES (0)						
40666 VARIOUS IMPROVEMENTS	S&I		65,000	1,000,000	1,000,000	CC
VARIOUS CRIMINAL JUSTICE FAC (0)						
69002 VARIOUS IMPVTS	S&I	1,098,026	120,934	618,000	500,000	CJFCF
69085 SECURITY IMP SUPERIOR COURTS	S&I	153,117	391,000	250,000	250,000	CJFCF
69177 SECURITY IMP MUNI COURTS	S&I	15,483	473,000	250,000	250,000	CJFCF
PROJECT TOTAL		$ 1,266,626	$ 984,934	$ 1,118,000	$ 1,000,000	

		ACTUAL PRIOR YEAR 1982-83	ESTIMATED CURRENT YEAR 1983-84	REQUEST FISCAL YEAR 1984-85	RECOMMEND FISCAL YEAR 1984-85	FUND
JOINT USE - DECENTRALIZED (contd)						
WEST L A MUNICIPAL CT (4)						
67769 WEST LA MUNICIPAL CT	S&I	346	2,150	9,000		
TOTAL JOINT USE - DECENTRALIZED		$ 2,777,605	$ 7,262,660	$11,039,778	$12,560,000	
MECHANICAL						
ADAMS & GRAND COMPLEX (2)						
40636 POWER PLANT AUTOMATION	EQUP	$	$	$ 225,000	$	
CENTRAL JUVENILE COURT (3)						
40638 AIR CONDITIONING IMPROVEMENTS	EQUP			104,000	104,000	
CENTRAL JUVENILE HALL (3)						
40644 SWIM POOL PUMPS REPL	EQUP			15,000	15,000	
CIVIC CENTER POWER PLANT (3)						
68893 COGENERATION INSTALLATION	S&I	195,313	10,385,017	15,000,000	15,000,000	
ELEVATOR CONTROLS (3)						
30515 COUNTY COURTHOUSE ELEVATORS	S&I			375,000	375,000	
HALL OF ADMINISTRATION (3)						
40634 ELECTRICAL SYSTEM IMPS	EQUP			45,000	45,000	
HARBOR HOSP CENTRAL PLANT (2)						
30199 EXPAND POWER PLANT #1	S&I			900,000		
40630 PWR PLANT NO 1 BOILER CONT	EQUP			30,000	30,000	
PROJECT TOTAL		$	$	$ 930,000	$ 30,000	
LAC/USC MED CENTER CENTRAL PLANT (3)						
40629 COOLING PLANT MODIF	S&I			735,000	735,000	
40648 STEAM PLANT MODIF	EQUP			445,000		
PROJECT TOTAL		$	$	$ 1,180,000	$ 735,000	
LANCASTER MEM BLDG (5)						
40646 HTG SYSTEM IMP	EQUP			24,000		

		ACTUAL PRIOR YEAR 1982-83	ESTIMATED CURRENT YEAR 1983-84	REQUEST FISCAL YEAR 1984-85	RECOMMEND FISCAL YEAR 1984-85	FUND
MECHANICAL (contd)						
LOS PADRINOS JUVENILE HALL (1)						
30520 BOILER CONTROLS	S&I			12,000	12,000	
MECH EASTERN AVE SERVICE CMPLX (3)						
40635 FUEL DISPENSING STATION	S&I			62,500	62,500	
40637 PAINT BOOTHS-AIR DUCT	S&I			15,000	15,000	
PROJECT TOTAL		$	$	$ 77,500	$ 77,500	
MENS CENTRAL JAIL (3)						
30518 CENTRAL POWER PLANT MODIF	S&I			351,000	351,000	
MIRA LOMA POWER PLANT (5)						
40642 BOILER CONTROLS REPL	EQUP			40,000	40,000	
RANCHO HOSP CENTRAL PLANT (1)						
40640 POWER PLANT AUTOMATION	EQUP			205,000		
REPIPE WATER-SEWER-STEAM (0)						
30502 WATER MAIN-MLK HOSPITAL	S&I			25,600	25,600	
SAN FERNANDO JUV HALL (5)						
40641 HOT WATER BOILER REPL	EQUP			80,000	80,000	
SOUTH BAY COURT BLDG (4)						
40639 AIR CONDITIONING IMPS	EQUP			465,000		
VAN NUYS COURTS (3)						
40645 ELEV MACH RM A/C	EQUP			18,000		
VARIOUS COUNTY FACILITIES (0)						
68730 ELEVATOR-EARTHQUAKE MODIF	S&I			2,250,000	2,250,000	
VARIOUS MECHANICAL FACILITIES (0)						
40631 CULVER SHOP OIL TANK	S&I			6,000	6,000	
40632 PITCHESS-HOIST CANOPY	S&I			20,000	20,000	
40633 CULVER SHOP-AUTO DRAIN	S&I			4,500	4,500	
40643 HONDO SHOP-MOTORIZE DOORS	EQUP			35,000		
PROJECT TOTAL		$	$	$ 65,500	$ 30,500	
WATER TOWER REPLACEMENT (0)						
30512 DOWNEY ADMIN CENTER	S&I			321,000		
ZUMA BEACH (4)						
40647 SEWAGE DISPOSAL SYSTEM	S&I			2,500,000	40,000	
TOTAL MECHANICAL		$ 195,313	$ 10,385,017	$24,308,600	$19,210,600	

CAPITAL PROJECTS

GENERAL GOVERNMENT

		ACTUAL PRIOR YEAR 1982-83	ESTIMATED CURRENT YEAR 1983-84	REQUEST FISCAL YEAR 1984-85	RECOMMEND FISCAL YEAR 1984-85	FUND
MISCELLANEOUS UNCLASSIFIED						
GENERAL GOVT PROP ACQUISITION (0)						
67772 SALE OF SURPLUS PROPERTY	LAND	$	$	$ 1,098,500	$ 1,098,500	
VARIOUS COUNTY PROJECTS (0)						
69381 LEGAL CLAIMS & JUDGEMENTS	S&I			100,000	100,000	
TOTAL MISCELLANEOUS UNCLASSIFIED		$	$	$ 1,198,500	$ 1,198,500	
TOTAL GENERAL GOVERNMENT		$ 2,972,918	$ 18,359,677	$38,749,383	$33,724,705	

PUBLIC PROTECTION

AGRICULTURAL COMMISSIONER						
HERBICIDE/PESTICIDE LAB (1)						
40436 DESIGN/CONSTRUCTION	S&I	$	$	$ 100,000	$	
PICO RIVERA WAREHOUSE (1)						
40435 BUILDING ACQUISITION	S&I			577,000		
TOTAL AGRICULTURAL COMMISSIONER		$	$	$ 677,000	$	
ANIMAL CARE & CONTROL						
CENTER #1 (1)						
40472 KENNEL BUILDINGS	S&I	$	$	$ 500,000	$ 50,000	
CENTER #3 (2)						
40471 KENNEL BUILDINGS	S&I			50,000	50,000	

CAPITAL PROJECTS

PUBLIC PROTECTION

		ACTUAL PRIOR YEAR 1982-83	ESTIMATED CURRENT YEAR 1983-84	REQUEST FISCAL YEAR 1984-85	RECOMMEND FISCAL YEAR 1984-85	FUND
ANIMAL CARE AND CONTROL (contd)						
CENTER #4 (1)						
69335 KENNEL BUILDINGS	S&I		38,570	541,750		
69376 LAND ACQUISITION	LAND		6,430	222,000	170,000	
PROJECT TOTAL		$	$ 45,000	$ 763,750	$ 170,000	
DOWNEY HEADQUARTERS (1)						
40682 ADMIN BLDG EXPANSION	S&I			350,000		
PALMDALE SHELTER (5)						
69192 BUILDING ADDITION	S&I	33,981	367,402	15,000		
TOTAL ANIMAL CARE & CONTROL		$ 33,981	$ 412,402	$ 1,678,750	$ 270,000	
COUNTY CLERK						
COUNTY RECORDS CENTER (3)						
30301 LIGHTING MODIFICATION	S&I	$	$	$ 65,000	$	
TOTAL COUNTY CLERK		$	$	$ 65,000	$	
FORESTER-FIRE WARDEN						
CAMP 5 (1)						
30791 RELOCATION-FIRE SUPP CAMP	S&I	$	$	$ 971,109	$	
CENTRAL FFW HEADQUARTERS (3)						
69089 FIRE COMMAND & CONTROL CTR	S&I		1,597,947	4,897,947		
DEL VALLE TRAINING CENTER (5)						
40519 LAND ACQUISITION	LAND			200,000		
FIRE STATION 107 (5)						
40524 INSTALL SHOWER	S&I			10,000		

		ACTUAL PRIOR YEAR 1982-83	ESTIMATED CURRENT YEAR 1983-84	REQUEST FISCAL YEAR 1984-85	RECOMMEND FISCAL YEAR 1984-85	FUND
FORESTER-FIRE WARDEN (contd)						
FIRE STATION 65 (5)						
40522 KITCHEN REMODEL	S&I			7,500		
40525 REMODEL LIVING AREA	S&I			8,000		
PROJECT TOTAL		$	$	$ 15,500	$	
FIRE STATION 72 (4)						
30788 CONSTRUCTION	S&I			632,835		
FIRE STATION 75 (5)						
40521 CONSTRUCT CARPORT	S&I			2,750		
FIRE STATION 77 (5)						
30000 CONSTRUCTION	S&I			250,860		
FIRE STATION 79 (5)						
69193 CONSTRUCTION	S&I	5,352	394,780	394,780		
FIRE STATION 81 (5)						
30785 WATER SYSTEM	S&I			137,500		
30786 CONSTRUCTION	S&I			634,042		
PROJECT TOTAL		$	$	$ 771,542	$	
FIRE STATION 97 (2)						
40523 KITCHEN REMODEL	S&I			7,500		
FIRE SUPPRESSION CAMP 8 (4)						
30784 REFURBISHMENT	S&I			120,103		
LA HQTRS-KLINGER CENTER (3)						
30783 AIR CONDITIONING/HEATING	S&I			135,250	135,250	
40520 RESURFACE ROAD & PRKG AREA	S&I			90,000		
PROJECT TOTAL		$	$	$ 225,250	$ 135,250	

CAPITAL PROJECTS

PUBLIC PROTECTION

		ACTUAL PRIOR YEAR 1982-83	ESTIMATED CURRENT YEAR 1983-84	REQUEST FISCAL YEAR 1984-85	RECOMMEND FISCAL YEAR 1984-85	FUND
FORESTER-FIRE WARDEN (contd)						
NORTH COUNTY TRNG CENTER (5)						
30789 BUILDING	S&I			1,451,178		
TRAINING CENTER (3)						
40526 DRILL TOWER REPAIR	S&I			24,000	24,000	
VARIOUS FIRE STATIONS (0)						
30790 ALTERATION & REHABILITATION	S&I			68,250		
TOTAL FORESTER-FIRE WARDEN		$ 5,352	$ 1,992,727	$10,043,604	$ 159,250	
PROBATION						
CAMP AFFLERBAUGH - LA VERNE (1)						
30019 DORMITORY AIR COND	S&I	$	$	$ 75,000	$	
30025 KITCHEN BLDG AIR COND	S&I			180,000		
PROJECT TOTAL		$	$	$ 255,000	$	
CAMP GONZALES (5)						
30013 EXTERIOR LIGHTING	S&I			70,000	70,000	
30024 KITCHEN BLDG AIR COND	S&I			180,000		
PROJECT TOTAL		$	$	$ 250,000	$ 70,000	
CAMP HOLTON (5)						
69380 SEWER CONNECTION	S&I		50,000	400,000	400,000	
CAMP MILLER (4)						
30008 DORMITORY AIR COND	S&I			75,000		
30012 EXTERIOR LIGHTING	S&I			65,000	65,000	
PROJECT TOTAL		$	$	$ 140,000	$ 65,000	
CAMP MILLER/KILPATRICK (4)						
30005 KITCHEN BLDG AIR COND	S&I			180,000		

		ACTUAL PRIOR YEAR 1982-83	ESTIMATED CURRENT YEAR 1983-84	REQUEST FISCAL YEAR 1984-85	RECOMMEND FISCAL YEAR 1984-85	FUND
PROBATION (contd)						
CAMP PAIGE - LA VERNE (1)						
30015 DORMITORY AIR COND	S&I			75,000		
CAMP SCOTT (5)						
40420 EXTERIOR LIGHTING	S&I			72,000		
CAMP SCUDDER (5)						
40434 EXTERIOR LIGHTING	S&I			72,000		
CAMPS SCOTT AND SCUDDER (5)						
68923 SECURITY CONVERSION	S&I			1,500,000		
CENTINELA AREA OFFICE (2)						
40527 REPLACE MECHNICAL EQUIP	S&I			50,000		
CENTRAL JUVENILE HALL (3)						
30001 SITE DEV & STRCT CORR BLDG#8	S&I			590,070	8,000	
30009 EAST FIELD SECURITY LIGHTING	S&I			40,000		
PROJECT TOTAL		$	$	$ 630,070	$ 8,000	
DOROTHY KIRBY CENTER (3)						
30002 SECURITY MODIFICATIONS	S&I			1,500,000		
40543 FIRE CODE DEFICIENCIES	S&I			110,000	110,000	
PROJECT TOTAL		$	$	$ 1,610,000	$ 110,000	
GLENN ROCKEY BOYS CAMP (1)						
40424 EXTERIOR LIGHTING	S&I			70,000	70,000	
INGLEWOOD COURT (2)						
30350 BUS SALLYPORT	S&I			30,000		
KILPATRICK BOYS CAMP (4)						
30014 EXTERIOR LIGHTING	S&I			65,000	65,000	
LOS PADRINOS JUV HALL (1)						
30048 REPLACE KITCHEN CEILING	S&I			50,000	50,000	
PASADENA COURTS (5)						
30041 JUV HOLDING CELL MODIF	S&I			120,000		

CAPITAL PROJECTS

PUBLIC PROTECTION

		ACTUAL PRIOR YEAR 1982-83	ESTIMATED CURRENT YEAR 1983-84	REQUEST FISCAL YEAR 1984-85	RECOMMEND FISCAL YEAR 1984-85	FUND
PROBATION (contd)						
SAN FERNANDO VALLEY JUV HALL (5)						
30042 SWIMMING POOL SOLAR HTG	S&I			20,000		
40468 RESURFACE COURT PARKING LOT	S&I			80,000		
PROJECT TOTAL		$	$	$ 100,000	$	
TOTAL PROBATION		$	$ 50,000	$ 5,669,070	$ 838,000	
SHERIFF						
ALTADENA STATION (5)						
40445 BUILDING-PLANS	S&I	$	$	$ 480,000	$	
40529 EXPAND TRUSTY QUARTERS	S&I			10,000		
PROJECT TOTAL		$	$	$ 490,000	$	
ANTELOPE VALLEY STATION (5)						
40443 EXPANSION-PLANS	S&I			500,000		
40530 SERVICE BLDG MODIFICATION	S&I			60,000		
PROJECT TOTAL		$	$	$ 560,000	$	
AREO BUREAU (4)						
40528 CREATE DUST-FREE ROOM	S&I			15,000		
AVALON STATION (4)						
40548 EQUIPMENT	EQUP			70,000		
69186 PLANS-CONSTRUCTION	S&I	109,087	1,563,903	1,500,000		
PROJECT TOTAL		$ 109,087	$ 1,563,903	$ 1,570,000	$	

			ACTUAL PRIOR YEAR 1982-83	ESTIMATED CURRENT YEAR 1983-84	REQUEST FISCAL YEAR 1984-85	RECOMMEND FISCAL YEAR 1984-85	FUND
SHERIFF (contd)							
BISCAILUZ CENTER (3)							
30182	CLOSE COMBAT RANGE ADDITION	S&I			75,000		
40542	INSTALL ELECTRIC MAIN GATE	S&I			50,000		
40545	SECURITY FENCING	S&I			300,000	300,000	
40546	REPLACE SHOP & LAUNDRY BLDG	S&I			120,000	120,000	
68861	SUBSIDENCE CORRECTION	S&I		400,000	39,000		
	PROJECT TOTAL		$	$ 400,000	$ 584,000	$ 420,000	
CENTRAL JAIL (3)							
40547	EXPAND CASHIER'S OFFICE	S&I			30,000		
CRESENTA VALLEY STATION (5)							
40531	EXPAND OFFICE/LCKR RM SPACE	S&I			10,000		
CRIMINAL COURTS BLDG (3)							
40440	DETENTION RMS CONSTRUCTION	S&I			68,750		
CUSTODIAL FACILITY EXPANSION (5)							
69108	PHASE I & II	S&I	25,910	210,000	49,718,000	49,718,000	
69230	PHASE I & II	S&I	100,441	3,722,413	2,070,457	2,070,457	CFEF
	PROJECT TOTAL		$ 126,351	$ 3,932,413	$51,788,457	$51,788,457	
HALL OF JUSTICE (3)							
30181	ELEVATOR IMPROVEMENTS	S&I			60,000		
40532	UPGRADE HEATING/COOLING SYS	S&I			20,000		
	PROJECT TOTAL		$	$	$ 80,000	$	
LAKEWOOD SHERIFF STATION (4)							
40544	EQUIPMENT	EQUP			70,000		
69092	BUILDING MODIFICATIONS	S&I	5,926	186,539	3,200	3,200	
	PROJECT TOTAL		$ 5,926	$ 186,539	$ 73,200	$ 3,200	
LAS VIRGENES STATION (5)							
69187	LAND ACQUISITION	LAND		435,000	435,000	435,000	
69338	PLANS	S&I		450,000	450,000	450,000	
	PROJECT TOTAL		$	$ 885,000	$ 885,000	$ 885,000	

		ACTUAL PRIOR YEAR 1982-83	ESTIMATED CURRENT YEAR 1983-84	REQUEST FISCAL YEAR 1984-85	RECOMMEND FISCAL YEAR 1984-85	FUND
SHERIFF (contd)						
LENNOX STATION (2)						
30188 SOUND PROOFING-PLANS &CNST	S&I			10,000		
40401 LAND ACQUISITION	LAND			300,000		
40533 JAIL ADDITION	S&I			75,000		
PROJECT TOTAL		$	$	$ 385,000	$	
MIRA LOMA FACILITY (5)						
40549 ELECTRIC ENTRANCE/EXIST GATES	S&I			60,000		
MONTE VISTA TRAINING ACADEMY (1)						
69384 LAND ACQUISITION	LAND			6,000		
PETER J. PITCHESS HONOR RANCHO (5)						
30184 FOOD SERVICE BUILDING	S&I			4,911,000	410,000	
40550 MAX-SECURITY AIR COND	S&I			25,000	25,000	
40551 HOG FARM BLDG MODIFICATION	S&I			5,000		
40552 MIN-SECURITY VISITING BLDG	S&I			30,000		
40553 MIN-SECURITY EQUIP BLDG	S&I			5,000		
40554 EXPAND VISITOR'S REGIS BLDG	S&I			500,000		
40670 MIN-SECURITY FENCING	S&I			430,000	430,000	
40671 LAUNDRY WAREHOUSE	S&I			2,200,000	2,200,000	
40672 LAUNDRY EXPANSION	S&I			3,400,000	3,400,000	
40673 VISITOR'S PARKING LOT	S&I			432,000		
69114 HOG FARM SEWAGE PONDS	S&I		35,000	35,000		
69313 EXPAND MILKING BARN	S&I		423,956	106,000	15,000	
69339 SECURITY SCREENS-CONST	S&I		85,000	85,000	85,000	
PROJECT TOTAL		$	$ 543,956	$12,164,000	$ 6,565,000	
SAN DIMAS SHERIFF STATION (1)						
40536 PLANS	S&I			450,000	450,000	
69188 LAND ACQUISITION	LAND	8,928	670,677	765,000	94,323	
PROJECT TOTAL		$ 8,928	$ 670,677	$ 1,215,000	$ 544,323	
SANTA CLARITA VALLEY STATION (5)						
40539 MODIFY SERVICE BUILDING	S&I			60,000		
SANTA MONICA SUPERIOR CRT (4)						
69340 BUS SALLY PORT-CONST	S&I			75,000		
SCIENCE BUREAU (3)						
69341 BLDG ADDITION-PLANS	S&I			20,000	20,000	
SHERIFF ADMINISTRATION BLDG (3)						
67716 LAND ACQ/RELOC	LAND	248	23,256	34,500		

CAPITAL PROJECTS

PUBLIC PROTECTION

		ACTUAL PRIOR YEAR 1982-83	ESTIMATED CURRENT YEAR 1983-84	REQUEST FISCAL YEAR 1984-85	RECOMMEND FISCAL YEAR 1984-85	FUND
SHERIFF (contd)						
SO. REG. CRIM. JUSTICE CTR (2)						
68924 LAND ACQUISITION	LAND	5,990		5,400,000	5,400,000	
69342 PLANS	S&I			7,000,000	7,000,000	
PROJECT TOTAL		$ 5,990	$	$ 12,400,000	$12,400,000	
SPECIAL ENFORCEMENT BUREAU (3)						
40540 REMODEL FACILITY	S&I			65,000		
SYBIL BRAND INSTITUTE (3)						
30185 GATEHOUSE MODIFICATIONS	S&I			40,000		
40555 SECURITY FENCING	S&I			200,000	200,000	
69103 SOIL EROSION CORRECTION	S&I	56,828	370,577	10,000		
PROJECT TOTAL		$ 56,828	$ 370,577	$ 250,000	$ 200,000	
TEMPLE SHERIFF STATION (1)						
69189 LAND ACQUISITION	LAND	10,767	184,330	4,100	4,100	
69343 BUILDING ADDITION	S&I		66,800	350,000	350,000	
PROJECT TOTAL		$ 10,767	$ 251,130	$ 354,100	$ 354,100	
VARIOUS JAIL FACILITIES (0)						
40556 EMERGENCY GENERATORS	S&I			300,000	300,000	
VARIOUS SHERIFF FACILITIES (0)						
40402 VARIOUS MAINTENANCE	S&I			500,000		
WALNUT SHERIFF STATION (1)						
40541 COMMUNICATIONS EQUIPMENT	EQUP			1,180,112		
68926 BUILDING	S&I	1,748	19,242	130,000		
PROJECT TOTAL		$ 1,748	$ 19,242	$ 1,310,112	$	
TOTAL SHERIFF		$ 325,873	$ 8,846,693	$ 85,353,119	$73,480,080	
TOTAL PUBLIC PROTECTION		$ 365,206	$ 11,301,822	$103,486,543	$74,747,330	

PUBLIC WAYS & FACILITIES

		ACTUAL PRIOR YEAR 1982-83	ESTIMATED CURRENT YEAR 1983-84	REQUEST FISCAL YEAR 1984-85	RECOMMEND FISCAL YEAR 1984-85	FUND
AIRPORTS						
BRACKETT FIELD (1)						
68999 TEE HANGAR LOAN INT	S&I	$ 17,538	$ 15,590	$ 13,650	$ 13,650	AF
69067 LTG & PAVING (81-82)	S&I			5,000	5,000	AF
69296 LTG & PAVING (82-83)	S&I			5,000	5,000	AF
69402 HELIPORT CONSTR	S&I			30,000	30,000	AF
69403 SERVICE YARD CONSTR	S&I			50,000		AF
69404 NO WASHRACK CONSTR	S&I			20,000		AF
PROJECT TOTAL		$ 17,538	$ 15,590	$ 123,650	$ 53,650	
CATALINA STOLPORT (4)						
68752 FEASIBILITY STUDY-AVALON	S&I	37,373	12,383	5,000	5,000	AF
COMPTON AIRPORT (4)						
69068 LTG & PAVING (81-82)	S&I			5,000	5,000	AF
69297 LTG & PAVING (82-83)	S&I			5,000	5,000	
PROJECT TOTAL		$	$	$ 10,000	$ 10,000	
EL MONTE AIRPORT (1)						
69069 LTG & PAVING (81-82)	S&I			5,000	5,000	AF
69180 INTEREST EXPENSE	S&I	61,521		51,300	51,300	AF
69298 LTG & PAVING (82-83)	S&I			5,000	5,000	AF
69429 FUEL STATION LOAN INT	S&I			21,025	21,025	AF
PROJECT TOTAL		$ 61,521	$	$ 82,325	$ 82,325	
FOX AIRFIELD (5)						
69071 LTG & PAVING (81-82)	S&I		1,500	3,500	3,500	AF
69299 LTG & PAVING (82-83)	S&I			5,000	5,000	AF
PROJECT TOTAL		$	$ 1,500	$ 8,500	$ 8,500	
VARIOUS COUNTY AIRPORTS (0)						
68751 VARIOUS PROJECTS	S&I	6,590	276	500,000	500,000	AF
69072 VAR PROJECTS PLANS & DESIGN	S&I	4,219	25,049	25,000	25,000	AF
69181 INTEREST EXPENSE	S&I	6,025	5,066	4,525	4,525	AF
PROJECT TOTAL		$ 16,834	$ 30,391	$ 529,525	$ 529,525	

		ACTUAL PRIOR YEAR 1982-83	ESTIMATED CURRENT YEAR 1983-84	REQUEST FISCAL YEAR 1984-85	RECOMMEND FISCAL YEAR 1984-85	FUND
AIRPORTS (contd)						
WHITEMAN AIRPORT (5)						
69073 LTG & PAVING (81-82)	S&I			5,000	5,000	AF
69300 LTG & PAVING (82-83)	S&I			5,000	5,000	AF
69304 PHASE II DEVELOPMENT	S&I		64,368	1,600,000	1,600,000	AF
69405 UTILITIES INSTALLATION	S&I			150,000	150,000	AF
PROJECT TOTAL		$	$ 64,368	$ 1,760,000	$ 1,760,000	
TOTAL AIRPORTS		$ 133,266	$ 124,232	$ 2,519,000	$ 2,449,000	
CO ENGINEER WATERWORKS						
ACTON WW #37 (5)						
69280 WATER WELL #2	S&I	$	$	$ 189,700	$ 189,700	
ATHENS-WOODCREST - WW#1 (2)						
69105 WATER MAIN REPLACEMENT	S&I	9,113	12,206	173,500	173,500	
69268 NEW HAMPSHIRE AVE	S&I			360,800	360,800	
69269 RAYMOND AVE ET AL	S&I			279,800	279,800	
PROJECT TOTAL		$ 9,113	$ 12,206	$ 814,100	$ 814,100	
LAKE LOS ANGELES WW #38 (5)						
69281 175TH ST E	S&I			168,000	168,000	
LANCASTER WW #4 (5)						
69307 AVE E-12 ET AL	S&I			542,000	542,000	
LIBERTY ACRES WW #22 (2)						
69272 INGLEWOOD AVE	S&I			397,800	397,800	
LITTLEROCK WATERMAIN - WW#27 (5)						
69074 AVENUE T ET AL	S&I	15,600	15,169	170,700	170,700	
MALIBU WW #29 (4)						
69275 TOPANGA BEACH WM	S&I			395,700	395,700	
69276 LOS FLORES BEACH WM	S&I			395,700	395,700	
69277 TOPANGA FORKS TANK	S&I			130,100	130,100	
PROJECT TOTAL		$	$	$ 921,500	$ 921,500	

PUBLIC WAYS & FACILITIES

		ACTUAL PRIOR YEAR 1982-83	ESTIMATED CURRENT YEAR 1983-84	REQUEST FISCAL YEAR 1984-85	RECOMMEND FISCAL YEAR 1984-85	FUND
CO ENGINEER WATERWORKS (contd)						
MIRMONTE PARK WATER MAIN - WW#16 (2)						
68716 FLORENCE AVE	S&I			563,700	563,700	
69271 COMPTON AVE ET AL	S&I			404,300	404,300	
PROJECT TOTAL		$	$	$ 968,000	$ 968,000	
NORTHEAST WW #35 (5)						
69278 SUNSHINE RANCHOS WM	S&I			401,000	401,000	
69279 WILSONA GARDENS WM	S&I			617,800	617,800	
PROJECT TOTAL		$	$	$ 1,018,800	$1,018,800	
PEARBLOSSOM WW #24 (5)						
69273 AVE W	S&I			206,000	206,000	
69274 WATER TANK INSTALLATION	S&I			374,000	374,000	
PROJECT TOTAL		$	$	$ 580,000	$ 580,000	
ROCK CREEK WW #39 (5)						
69282 AVE W-2 ET AL	S&I			314,300	314,300	
69283 AVE W-4 ET AL	S&I			352,300	352,300	
PROJECT TOTAL		$	$	$ 666,600	$ 666,600	
SUN VILLAGE WATER MAIN-WW#33 (5)						
68919 115TH ST ET AL	S&I	11,035	15,126	170,700	170,700	
69075 AVENUE R ET AL	S&I			181,200	181,200	
69076 AVE S-12 AND 117TH ST E	S&I			186,000	186,000	
69077 116TH ST EAST AND AVE S-12	S&I			220,600	220,600	
69284 AVE R-8 ET AL	S&I			168,200	168,200	
69285 AVE S-9 S-10 112TH ST	S&I			159,700	159,700	
69286 116TH ST E AVE S-8	S&I			165,800	165,800	
69287 116TH ST E AVE S	S&I			205,000	205,000	
PROJECT TOTAL		$ 11,035	$ 15,126	$ 1,457,200	$ 1,457,200	
VAL VERDE WATER MAIN - WW#36 (5)						
68721 SLOAN CYN RD	S&I			165,800	165,800	

CAPITAL PROJECTS

PUBLIC WAYS & FACILITIES

		ACTUAL PRIOR YEAR 1982-83	ESTIMATED CURRENT YEAR 1983-84	REQUEST FISCAL YEAR 1984-85	RECOMMEND FISCAL YEAR 1984-85	FUND
CO ENGINEER WATERWORKS (contd)						
WILLOWBROOK WATER MAIN - WW#10 (2)						
68723 120TH ST TO MONA PK	S&I			507,300	507,300	
69233 WATER SYSTEM IMPVTS	S&I	70,346	485,173	209,900	209,900	
69270 118TH ST ET AL	S&I			432,500	432,500	
69329 124TH ST ET AL	S&I			235,750	235,750	
69330 126TH ST ET AL	S&I			210,450	210,450	
PROJECT TOTAL		$ 70,346	$ 485,173	$ 1,595,900	$ 1,595,900	
TOTAL CO ENGINEER WATERWORKS		$ 106,094	$ 527,674	$ 9,656,100	$ 9,656,100	
TOTAL PUBLIC WAYS & FACILITIES		$ 239,360	$ 651,906	$ 12,175,100	$12,105,100	

HEALTH & SANITATION

HEALTH SERVICES						
ANT VALLEY REHAB CTR (5)						
40464 WATERMAIN REPLACEMENT	S&I	$	$	$ 300,000	$	
COMPTON HLTH CTR (4)						
40473 PATIO ENCLOSURE	S&I			20,000	20,000	
EDW ROYBAL COMP HEALTH CENTER (3)						
40585 COMPUTER INSTALLATION	S&I			30,000	30,000	
H CLAUDE HUDSON COMP HEALTH CENTER (2)						
40450 COMPUTER INSTALLATION RENOV	S&I			41,000	41,000	
40463 FOYER ALTERATIONS	S&I			27,000		
40589 CLINIC CONVERSION	S&I			10,000	10,000	
40601 CHILD CARE ADDITION	S&I			914,000		
40604 OUTPATIENT SURG ALT	S&I			25,000		
PROJECT TOTAL		$	$	$ 1,017,000	$ 51,000	

CAPITAL PROJECTS

HEALTH & SANITATION

		ACTUAL PRIOR YEAR 1982-83	ESTIMATED CURRENT YEAR 1983-84	REQUEST FISCAL YEAR 1984-85	RECOMMEND FISCAL YEAR 1984-85	FUND
HEALTH SERVICES (contd)						
HH HUMPHREY COMP HEALTH CTR (2)						
30537 RESTROOM HANDICAP ALTS	S&I			12,500	12,500	
L.B. COMP HEALTH CTR (4)						
69190 LAND ACQUISITION	LAND	409,401	1,000,000	70,000	5,000	
69294 CONSTRUCTION	S&I		500,000	1,235,000	165,000	
PROJECT TOTAL		$ 409,401	$ 1,500,000	$ 1,305,000	$ 170,000	
LAC/HARBOR-UCLA MED CTR (2)						
30099 TRAFFIC-PARKING LOT IMPROV	S&I			85,000		
30100 AIR COND ALTERATIONS-UNIT 1	S&I			500,000	500,000	
30102 CLINICAL LABS REMODEL	S&I			92,000		
30107 HOSP EXTERIOR IMPROVEMENTS	S&I			287,000	260,000	
30110 PNEUMATIC TUBE ALTERATIONS	S&I			80,000		
30112 UNIT II POWER ALTERATIONS	S&I			115,000		
30114 FIRE SPRINKLER ADDITION	S&I			3,000,000		
30116 SEWER IMPROVEMENTS	S&I			30,000		
40452 ENERGY CONSERVATION	S&I			1,000,000		
40453 LAUNDRY REMODEL	S&I			150,000		
40460 FENCING	S&I			150,000		
40592 MASTER PLAN	S&I			100,000		
40594 SURGERY BUILDING	S&I			6,000,000		
40595 INCIN WASTE TO ENERGY	S&I			678,000	678,000	
40599 MAIN ENT TRAFFIC PRKG	S&I			60,000		
69397 EMERG ELEC SERV IMP	S&I			450,000	450,000	
PROJECT TOTAL		$	$	$ 12,777,000	$ 1,888,000	
LAC/USC GENERAL HOSPITAL (3)						
30126 WARD RENOVATIONS	S&I			100,000		
30132 UTILITIES REPLACEMENT	S&I			100,000		
30133 ELECTRICAL RISERS REPLACE	S&I			200,000		
30134 FUSE PANEL REPLACEMENT	S&I			130,000		
30135 NURSE CALL REPLACEMENT	S&I			100,000		
30136 DOCTOR PAGE REPLACEMENT	S&I			150,000		
40454 SURGICAL CENTER	S&I			1,100,000		
40586 RADIOLOGY UNIT EXPANSION	S&I			3,080,000	360,000	
40602 ELECT DIST PH I	S&I			1,024,000		
40649 ICU CONSOLIDATION	S&I			1,300,000	240,000	
69084 GEN HOSPITAL MINIWAREHOUSE	S&I	131,259	2,206,653	2,614,000	122,000	
PROJECT TOTAL		$ 131,259	$ 2,206,653	$ 9,898,000	$ 722,000	

			ACTUAL PRIOR YEAR 1982-83	ESTIMATED CURRENT YEAR 1983-84	REQUEST FISCAL YEAR 1984-85	RECOMMEND FISCAL YEAR 1984-85	FUND
HEALTH SERVICES (contd)							
LAC/USC MEDICAL CENTER (3)							
30069	EMERGENCY POWER SYSTEM	S&I			460,000		
30073	SMOKE DOORS/PARTITIONS	S&I			1,740,000	75,000	
30075	LAUNDRY VENTILATION	S&I			130,000		
30078	HANDICAPPED ALTERATIONS	S&I			100,000		
30125	ENERGY CONSERV IMPROVEMENTS	S&I			550,000		
30127	PARK LOT IMPROVEMENTS	S&I			225,000		
30128	ELECTRICAL IMPROVEMENTS	S&I			80,000		
30129	WATER MAIN REPLACE-PH 1	S&I			125,000		
30130	STEAM MAIN REPLACE-PH 1	S&I			175,000		
30131	SOFT WATER REPLACE-PH 1	S&I			165,000		
30541	EMERGENCY PWR GENERATOR	S&I			650,000		
40451	COGENERATION INSTALLATION	S&I			2,000,000	2,000,000	
40590	SMOKE DETECTORS RESID	S&I			125,000		
40591	INCIN WASTE TO ENERGY	S&I			1,500,000	1,500,000	
40597	LAUNDRY EQUIP INSTALL	EQUP			990,000		
68602	JCAH CORRECTIONS	S&I	50,000	50,000	8,411,000	100,000	
68757	FIRE ALARM SYST	S&I			1,700,000		
68937	ELEVATOR-EARTHQUAKE MODIF	S&I			200,000		
	PROJECT TOTAL		$ 50,000	$ 50,000	$ 19,326,000	$ 3,675,000	
LAC/USC PSYCH HOSPITAL (3)							
30142	PSYCH HOSP AIR COND IMPRVMNT	S&I			4,500,000		
LAC/USC WOMEN'S HOSPITAL (3)							
30139	WOMEN HOSP EXTERIOR IMPRV	S&I			1,990,000		
30530	LABOR SUITE RENOVATION	S&I			1,100,000		
40456	ELEVATOR MODERNIZATION	S&I			1,275,000		
40458	OFFICE BUILDING	S&I			3,600,000		
40598	MAIN LOBBY IMPROV	S&I			60,000		
40603	EQUIP STORAGE	S&I			50,000		
	PROJECT TOTAL		$	$	$ 8,075,000	$	
M.L.KING MED CENTER (2)							
30528	BUILDING MODIF. PAYROLL	S&I			178,500	178,500	
30529	BUILDING MODIF. FISCAL	S&I			1,200,000		
40469	PARKING ADDITION	S&I			253,000		
	PROJECT TOTAL		$	$	$ 1,631,500	$ 178,500	

CAPITAL PROJECTS

HEALTH & SANITATION

		ACTUAL PRIOR YEAR 1982-83	ESTIMATED CURRENT YEAR 1983-84	REQUEST FISCAL YEAR 1984-85	RECOMMEND FISCAL YEAR 1984-85	FUND
HEALTH SERVICES (cont'd)						
OLIVE VIEW MED CTR (5)						
30153 ELECTRICAL SWTCH GEAR REP	S&I			250,000		
30154 ELECTRICAL SVCS RENOVATIONS	S&I			650,000		
40587 RESURFACE LOTS ROADS	S&I			50,000		
40593 INCIN WASTE TO ENERGY	S&I			34,095		
68673 BUILDING AND CENTRAL PLANT	S&I	1,454,941	1,454,000	1,739,500	1,070,000	
PROJECT TOTAL		$ 1,454,941	$ 1,454,000	$ 2,723,595	$ 1,070,000	
RANCHO LOS AMIGOS HOSP (1)						
30079 ASBESTOS ALTERATIONS	S&I			2,500,000	500,000	
30538 700-800 BLDG P.T. ADDITION	S&I			1,500,000		
40584 REROOFING VAR BLDGS	S&I			500,000	200,000	
40596 INPATIENT HOSPITAL REPL	S&I			70,000,000		
40600 CENTRAL WAREHOUSE	S&I			3,500,000		
PROJECT TOTAL		$	$	$ 78,000,000	$ 700,000	
SAN FERNANDO HEALTH CNTR (5)						
40588 REPLACEMENT FACILITY	S&I			5,000,000		
TOTAL HEALTH SERVICES		$ 2,045,601	$ 5,210,653	$144,615,595	$ 8,517,000	
TOTAL HEALTH & SANITATION		$ 2,045,601	$ 5,210,653	$144,615,595	$ 8,517,000	

PUBLIC ASSISTANCE

MILITARY & VETERANS AFF.						
PATRIOTIC HALL (2)						
30052 AIR CONDITIONING	S&I	$	$	$ 198,000	$	
30053 STANDBY ELEC POWER	S&I			25,960		
30054 SANDBLAST & PAINT BLDG	S&I			139,000		
PROJECT TOTAL		$	$	$ 362,960	$	
TOTAL MILITARY & VETERANS AFF.		$	$	$ 362,960	$	

CAPITAL PROJECTS

PUBLIC ASSISTANCE

		ACTUAL PRIOR YEAR 1982-83	ESTIMATED CURRENT YEAR 1983-84	REQUEST FISCAL YEAR 1984-85	RECOMMEND FISCAL YEAR 1984-85	FUND
PUBLIC SOCIAL SERVICES						
ADAMS & GRAND DPSS (2)						
40680 EXTERIOR PAINTING	S&I	$	$	$ 70,000	$ 70,000	
40681 ALTERATIONS-IMPROV	S&I			185,000	185,000	
PROJECT TOTAL		$	$	$ 255,000	$ 255,000	
DPSS ALHAMBRA OFFICE (5)						
69317 BUILDING ACQUISITION	S&I			3,000		
HAWTHORNE DPSS FACILITY (2)						
68690 BLDG ACQ	LAND	326		3,100		
PARAMOUNT DPSS FACILITY (4)						
68681 BLDG ACQ	LAND			2,900		
SANTA MONICA BLVD DPSS (3)						
69398 EXERCISE PURCHASE OPTION	S&I			364,000	364,000	
TOTAL PUBLIC SOCIAL SERVICES		$ 326	$	$ 628,000	$ 619,000	
TOTAL PUBLIC ASSISTANCE		$ 326	$	$ 990,960	$ 619,000	
BEACHES AND HARBORS						
CABRILLO STATE BEACH (4)						
40656 LAUNCH RAMP REPAIRS	S&I	$	$	$ 60,000	$ 60,000	
DOCKWEILER BEACH (4)						
40658 RV SECURITY	S&I			24,000	24,000	
NICHOLAS CANYON COUNTY BEACH (4)						
69111 GEN DEV PH II	S&I		142,500	25,000	15,000	
REDONDO BEACH (4)						
50230 WAREHOUSE ACQUISITION	LAND			220,000	220,000	
ROYAL PALMS BEACH (4)						
40659 PARKING LOT IMPS	S&I			72,000		
TOPANGA STATE BEACH (4)						
40657 ACCESS STAIRS	S&I			42,000	42,000	
69195 GENERAL DEVELOPMENT	S&I			418,680	418,680	
PROJECT TOTAL		$	$	$ 460,680	$ 460,680	

		ACTUAL PRIOR YEAR 1982-83	ESTIMATED CURRENT YEAR 1983-84	REQUEST FISCAL YEAR 1984-85	RECOMMEND FISCAL YEAR 1984-85	FUND
BEACHES AND HARBORS (contd)						
VARIOUS COUNTY BEACHES (4)						
30433 FEMALE LIFEGUARD FAC	S&I			288,000		
40660 EROSION PROTECTION	S&I			174,000		
40661 DRAINAGE CORRECTION	S&I			58,500		
PROJECT TOTAL		$	$	$ 520,500	$	
VENICE BEACH (4)						
30055 SERVICE YARD RENOVATIONS	S&I			175,000	175,000	
WILL ROGERS STATE BEACH (4)						
40654 EMERG VEHICLE TURNAROUND	S&I			13,000	13,000	
TOTAL BEACHES AND HARBORS		$	$ 142,500	$ 1,570,180	$ 967,680	
MUSEUM OF ART						
MUSEUM OF ART (3)						
69079 BLDG ADDITION (ANDERSON WING)	S&I	$	$ 137,000	$ 185,856	$ 151,000	
69198 AIR CONDITIONING	S&I		1,060,000	500,000	500,000	
69319 PAVILION ADDITION	S&I		48,230	51,408		
PROJECT TOTAL		$	$ 1,245,230	$ 737,264	$ 651,000	
TOTAL MUSEUM OF ART		$	$ 1,245,230	$ 737,264	$ 651,000	
PARKS & RECREATION						
ARCADIA REGIONAL PARK (1)						
40557 SWIMMING POOL RENOVATION	S&I	$	$	$ 175,000	$ 30,000	
40558 ROOFING REPAIRS	S&I			15,000		
69026 IRRIGATION RENOVATION	S&I	3,060		100,000	25,000	
69348 GENERAL IMPROVEMENTS	S&I		9,084	28,866	28,866	QACO
PROJECT TOTAL		$ 3,060	$ 9,084	$ 318,866	$ 83,866	

		ACTUAL PRIOR YEAR 1982-83	ESTIMATED CURRENT YEAR 1983-84	REQUEST FISCAL YEAR 1984-85	RECOMMEND FISCAL YEAR 1984-85	FUND
PARKS AND RECREATION (contd)						
ATHENS LOCAL PARK (2)						
40570 BRICKDUST	S&I			5,000		
40571 PARKING LOT REPAIRS	S&I			25,000		
68800 IRRIGATION IMPROVEMENTS	S&I			100,000	25,000	
PROJECT TOTAL		$	$	$ 130,000	$ 25,000	
BALDWIN HILLS STATE RECREATION AREA (2)						
68054 LAND ACQUISITION	LAND	25,692	416,500	71,000	71,000	BHACO
68803 GENERAL DEVELOPMENT PH1C	S&I	763,750	2,008,305	65,000	65,000	
69088 GENERAL DEVELOPMENT	S&I	797,289	8,000	204,000	204,000	BHACO
69427 GENERAL DEVELOPMENT PH 1E	S&I			2,844,000	2,844,000	
PROJECT TOTAL		$ 1,586,731	$ 2,432,805	$ 3,184,000	$ 3,184,000	
BELVEDERE LOCAL PARK (3)						
40579 SECURITY IMPROVEMENTS	S&I			20,000		
69148 POOL CIRCULATION SYSTEM	S&I		18,000	7,000	7,000	
PROJECT TOTAL		$	$ 18,000	$ 27,000	$ 7,000	
BODGER PARK (2)						
69142 GENERAL IMPROVEMENTS	S&I	3,051		91,615	91,615	QACO
BOUQUET CANYON PARK (5)						
69171 BALLFIELD LIGHTING	S&I		22,733	11,645	7,500	QACO
69351 GENERAL IMPROVEMENTS	S&I			36,392	36,392	QACO
PROJECT TOTAL		$	$ 22,733	$ 48,037	$ 43,892	
CAMPANELLA PARK (2)						
40572 REFURBISH LIGHTING	S&I			25,000		
40573 RESURFACE HARDCORT	S&I			10,000		
PROJECT TOTAL		$	$	$ 35,000	$	
CANYON COUNTRY PARK (5)						
69172 GENERAL IMPROVEMENTS	S&I			100,906	100,906	QACO

RECREATION & CULTURAL SERVICES

		ACTUAL PRIOR YEAR 1982-83	ESTIMATED CURRENT YEAR 1983-84	REQUEST FISCAL YEAR 1984-85	RECOMMEND FISCAL YEAR 1984-85	FUND
PARKS & RECREATION (contd)						
CERRITOS REGIONAL PARK (4)						
40613 PARKING LOT ADDITION	S&I			50,000		
40614 COMFORT STATION	S&I			15,000		
40616 DRAINAGE IMPS	S&I			20,000		
40617 POOL BLDG MODIF	S&I			20,000		
40618 BRICKDUST BALLFIELD	S&I			20,000		
40619 TENNIS CRT WINDSCREENS	S&I			10,000		
40675 BLEACHER PAD	S&I			10,000		
40676 IRRIGATION IMPS	S&I			15,000		
40677 TREE PLANTING	S&I			10,000		
PROJECT TOTAL		$	$	$ 170,000	$	
CHARLES WHITE LOCAL PARK (5)						
69169 GENERAL IMPROVEMENTS	S&I		10,526	12,844	12,844	QACO
CHARMLEE REGIONAL PARK (4)						
40609 TRAILER SITING	S&I			40,000		
40610 ROAD REPAIRS	S&I			20,000		
40611 SECURE ACCESS	S&I			20,000		
40612 GEN PARK IMPROVEMENTS	S&I			80,000		
PROJECT TOTAL		$	$	$ 160,000	$	
CHARTER OAK LOCAL PARK (1)						
69123 GENERAL IMPROVEMENTS	S&I	19,899	6,718	185,284	185,284	QACO
CITY TERRACE PARK (3)						
69352 HEATING/AC IMPROVEMENTS	S&I			90,000	90,000	
CRESCENTA VALLEY REGIONAL PARK (5)						
68780 GENERAL IMPROVEMENTS	S&I			3,339	3,339	QACO
DALTON PARK (1)						
69121 GENERAL IMPROVEMENTS	S&I	16,777		12,701	12,701	QACO
DEBS REGIONAL PARK (3)						
40581 GENERAL IMPROVEMENT	S&I			20,000		
EL CARISO PARK (5)						
40623 PARK IMPROVEMENT	S&I			180,000	180,000	
FARJARDO PARK (1)						
69122 GENERAL IMPROVEMENTS	S&I	9,624		48,488	48,488	QACO

		ACTUAL PRIOR YEAR 1982-83	ESTIMATED CURRENT YEAR 1983-84	REQUEST FISCAL YEAR 1984-85	RECOMMEND FISCAL YEAR 1984-85	FUND
PARKS & RECREATION (contd)						
FARNSWORTH LOCAL PARK (5)						
40624 PARK RENOVATION	S&I			400,000	400,000	
FRIENDSHIP PARK (4)						
40605 CONCRETE STAIRWAY	S&I			10,000		
40607 TREE PLANTING	S&I			10,000		
40678 PLAY AREA IMPS	S&I			20,000		
PROJECT TOTAL		$	$	$ 40,000	$	
GUNN AVENUE LOCAL PARK (1)						
40560 PLAY AREA/WALKWAY RENOV	S&I			3,436	3,436	QACO
40561 PLAY AREA/WALKWAY RENOV	S&I			10,000		
69124 BALLFIELD LIGHTING	S&I	967	128,437	1,000	1,000	QACO
PROJECT TOTAL		$ 967	$ 128,437	$ 14,436	$ 4,436	
HANCOCK PARK (3)						
40615 SIDEWALK REPAIRS	S&I			80,000		
HERITAGE PARK (1)						
69204 GENERAL IMPROVEMENTS	S&I		30,000	38,391	38,391	QACO
HOLLYWOOD BOWL (3)						
40582 RETAINING WALL	S&I			30,000		
JESSE OWENS REGIONAL PARK (2)						
40576 PARK RENOVATION	S&I			200,000	200,000	
JOHN ANSON FORD PARK (3)						
40620 LAKE RENOVATION	S&I			50,000		
40621 REPLACE GYM FLOOR	S&I			25,000		
40622 BALLFIELD LTG/BRICKDUST	S&I			45,000		
PROJECT TOTAL		$	$	$ 120,000	$	
KNOLLWOOD GOLF COURSE (5)						
40625 RESURFACE TENNIS COURTS	S&I,			8,000		
LA MIRADA REGIONAL PARK (1)						
69128 GENERAL IMPROVEMENTS	S&I	20,428	39,541	4,122	4,122	QACO
LAKEWOOD GOLF COURSE (4)						
69223 A/C & PUMP IMPROVEMENTS	S&I	7,916	112,500	2,500	2,500	
LANE PARK (5)						
69163 GENERAL IMPROVEMENTS	S&I	629	11,613	31,954	31,954	QACO

RECREATION & CULTURAL SERVICES

		ACTUAL PRIOR YEAR 1982-83	ESTIMATED CURRENT YEAR 1983-84	REQUEST FISCAL YEAR 1984-85	RECOMMEND FISCAL YEAR 1984-85	FUND
PARKS & RECREATION (contd)						
LENNOX PARK (2)						
40574 COMMUNITY BLDG RENOV	S&I			60,000		
40575 COMMUNITY BLDG RENOV	S&I			2,739	2,739	QACO
PROJECT TOTAL		$	$	$ 62,739	$ 2,739	
LOMA ALTA PARK (5)						
40626 GENERAL IMPS	S&I			40,000		
69353 GENERAL IMPROVEMENTS	S&I		1,663	10,973	10,973	QACO
PROJECT TOTAL		$	$ 1,663	$ 50,973	$ 10,973	
MALIBU BLUFFS LOCAL PARK (4)						
30238 DEVELOPMENT PLANS	S&I			100,000	100,000	
MARSHALL CYN GOLF COURSE (1)						
69395 AIR GAP SYSTEM	S&I		12,000	130,000	130,000	
MAYBERRY LOCAL PARK (1)						
40562 GENERAL IMPROVEMENTS	S&I			200,000	100,000	
69170 GENERAL IMPROVEMENTS	S&I	9,500	31,991	2,582	2,582	QACO
PROJECT TOTAL		$ 9,500	$ 31,991	$ 202,582	$ 102,582	
NEWHALL LOCAL PARK (5)						
69164 GENERAL IMPROVEMENTS	S&I	6,072		2,111	2,111	QACO
NORTH OAKS COUNTY PARK (5)						
69165 GENERAL IMPROVEMENTS	S&I		26,408	701	701	QACO
OBREGON LOCAL PARK (3)						
40583 PARK RENOVATION	S&I			200,000	200,000	
OTTERBEIN REGIONAL PARK (1)						
40563 GENERAL IMPROVEMENTS	S&I			36,786	36,786	QACO
PAN PACIFIC REGIONAL PARK (3)						
69399 ACQUIS/RELOCATION	LAND			27,000	27,000	
PECK ROAD BASIN REG PARK (1)						
40564 GENERAL IMPROVEMENTS	S&I			6,604	6,604	QACO
PLUMMER REGIONAL PARK (3)						
40665 PARKING LOT LIGHTING	S&I			35,000		
ROGERS REGIONAL PARK (2)						
40577 IRRIGATION RENOVATION	S&I			200,000	25,000	

		ACTUAL PRIOR YEAR 1982-83	ESTIMATED CURRENT YEAR 1983-84	REQUEST FISCAL YEAR 1984-85	RECOMMEND FISCAL YEAR 1984-85	FUND
PARKS & RECREATION (contd)						
ROOSEVELT LOCAL PARK (2)						
40568 PARKING LOT REPAIRS	S&I			35,000		
ROWLAND HEIGHTS LOCAL PARK (1)						
40565 REC BLDG IMPS	S&I			11,256	11,256	QACO
SALAZAR LOCAL PARK (3)						
68843 GENERAL DEVELOPMENT	S&I	7,086	141,061	10,000	10,000	
SAN DIMAS CYN REGIONAL PARK (1)						
40566 COMFORT STATION RENOV	S&I			20,000		
40567 PLAY EQUIP RENOV	S&I			15,000		
69130 SECURITY LIGHTING RENOV	S&I			50,000	50,000	
PROJECT TOTAL		$	$	$ 85,000	$ 50,000	
SANTA CATALINA ISLAND (4)						
40608 LITTLE HARBOR PICNIC RENOV	S&I			40,000		
SKYLINE TRAIL (1)						
67909 LAND ACQ PH4	LAND	12,025	2,827	5,000		
STIMSON AVE LOCAL PARK (1)						
40674 GENERAL IMPROVEMENTS	S&I			22,690	22,690	QACO
VARIOUS PARKS - 1ST DIST (1)						
68967 PARK DEVELOPMENT	S&I			200,000	200,000	QACO
68968 DEVELOPMENT/ACQUISITION	S&I	4,453	85,000	3,250,000	3,250,000	
PROJECT TOTAL		$ 4,453	$ 85,000	$ 3,450,000	$ 3,450,000	
VARIOUS PARKS - 2ND DIST (2)						
68969 PARK DEVELOPMENT	S&I			200,000	200,000	QACO
68970 DEVELOP/ACQUISITION	S&I		117,890	3,250,000	3,250,000	
PROJECT TOTAL		$	$ 117,890	$ 3,450,000	$ 3,450,000	
VARIOUS PARKS - 3RD DIST (3)						
68971 PARK DEVELOPMENT	S&I			400,000	400,000	QACO
68972 DEVELOPMENT/ACQUISITION	S&I		25,000	3,250,000	3,250,000	
PROJECT TOTAL		$	$ 25,000	$ 3,650,000	$ 3,650,000	

CAPITAL PROJECTS

RECREATION & CULTURAL SERVICES

		ACTUAL PRIOR YEAR 1982-83	ESTIMATED CURRENT YEAR 1983-84	REQUEST FISCAL YEAR 1984-85	RECOMMEND FISCAL YEAR 1984-85	FUND
PARKS AND RECREATION (contd)						
VARIOUS PARKS - 4TH DIST (4)						
68973 DEVELOPMENT/ACQUISITION	S&I			3,250,000	3,250,000	
68974 PARK DEVELOPMENT	S&I			10,000	10,000	QACO
PROJECT TOTAL		$	$	$ 3,260,000	$ 3,260,000	
VARIOUS PARKS - 5TH DIST (5)						
40627 ASPHALT REPAIRS	S&I			100,000		
68975 PARK DEVELOPMENT	S&I			100,000	100,000	QACO
68976 DEVELOPMENT/ACQUISITION	S&I		25,500	3,250,000	3,250,000	
PROJECT TOTAL		$	$ 25,500	$ 3,450,000	$ 3,350,000	
VETERANS MEMORIAL PARK (5)						
40628 SECURITY SYSTEM	S&I			40,000	40,000	
WEST HOLLYWOOD LOCAL PARK (3)						
68792 GENERAL IMPROVEMENTS	S&I		272,000	272,000	272,000	QACO
WHITTIER NARROWS (1)						
40569 IRRIGATION RENOVATION	S&I			65,000		
40685 NATURE CENTER IMPS	S&I			10,000	10,000	
69135 IRRIGATION IMPROVEMENTS	S&I	14,017		17,914	17,914	QACO
PROJECT TOTAL		$ 14,017	$	$ 92,914	$ 27,914	
WILLOWBROOK STATE RECREATION AREA (2)						
40578 GENERAL IMPROVEMENTS	S&I			4,066	4,066	QACO
69361 GENERAL DEVELOPMENT PH III	S&I		781,300	36,752	36,752	
PROJECT TOTAL		$	$ 781,300	$ 40,818	$ 40,818	
TOTAL PARKS & RECREATION		$ 1,722,235	$ 4,344,597	$ 24,756,657	$ 23,029,512	
TOTAL RECREATION & CULTURAL SERVICES		$ 1,722,235	$ 5,732,327	$ 27,064,101	$ 24,648,192	

	ACTUAL PRIOR YEAR 1982-83	ESTIMATED CURRENT YEAR 1983-84	REQUEST FISCAL YEAR 1984-85	RECOMMEND FISCAL YEAR 1984-85	FUND
VARIOUS COMPLETED PROJECTS					
GENERAL FUND	$ 11,281,986	$ 7,573,814	$	$	
ACCUMULATIVE CAPITAL OUTLAY FUND	102,489				
ACO - BALDWIN HILLS REGIONAL PARK	271,864	7,500			
ACO - GOLF COURSE FUND	1,736	73,000			
ACO - SUBDIVISION ORD, PARK IN LIEU	452,971	734,235			
AVIATION FUND	2,480,475	1,908,906			
COURTHOUSE CONSTRUCTION FUND	312,495	39,661			
CRIMINAL JUSTICE FACILITY CONST. FUND	292,594	34,326			
HEALTH FACILITY IMPROVEMENT FUND	15,292	158,739			
MARINA REPLACEMENT FUND	88,095	11,449			
OLIVE VIEW IMPROVEMENT FUND		1,630,619			
REVENUE SHARING FUND	4,615				
GRAND TOTAL, CAPITAL PROJECTS	$ 22,650,258	$ 53,428,634	$ 327,081,652	$ 154,361,327	
SOURCE OF FINANCING					
GENERAL FUND	$ 15,630,751	$ 37,570,345	$ 312,712,042	$ 137,747,110	
ACO ACCUMULATIVE CAPITAL OUTLAY FUND	102,489				
AF AVIATION FUND	2,613,741	2,033,138	2,519,000	2,449,000	
BHACO BALDWIN HILLS REGIONAL PARK	1,094,845	432,000	275,000	275,000	
GACO GOLF COURSE FUND	1,736	73,000			
QACO SUBDIVISION ORD, PARK IN LIEU	553,935	1,324,949	1,911,405	1,907,260	
CC COURTHOUSE CONSTRUCTION FUND	843,688	4,811,621	5,881,478	8,331,200	
MRACO MARINA REPLACEMENT FUND	88,095	11,449			
CJFCF CRIMINAL JUSTICE FACILITY CONST.	1,600,630	1,660,361	1,712,300	1,581,300	
HFIF HEALTH FACILITIES IMPROVEMENT FUND	15,292	158,739			
CFEF CUSTODIAL FACILITY EXPANSION FUND	100,441	3,722,413	2,070,457	2,070,457	
OVIF OLIVE VIEW IMPROVEMENT FUND		1,630,619			
RS REVENUE SHARING FUND	4,615				
TOTAL, CAPITAL PROJECTS	$ 22,650,258	$ 53,428,634	$ 327,081,682	$ 154,361,327	

FORCE ACCOUNT PROJECTS	$ 3,205,718
CONTRACT PROJECTS	50,222,916
TOTAL PROJECTS	$ 53,428,634

ENTERPRISE FUNDS

OPERATIONS OF ENTERPRISE FUND--SCHEDULE 10

WATERWORKS DISTRICT NO. 1 ATHENS-WOODCREST
GENERAL

OPERATING DETAILS	Actual Prior Year 1982-83	Estimated Current Year 1983-84	Adjusted Allowance 1983-84	Requested Fiscal Year 1984-85	Approved by Board of Supervisors Fiscal Year 1984-85	Change From Adjusted Allowance
Operating Expenses						
Source of Supply	$ 166,988	$ 245,100	$ 211,900	$ 280,600	$ 280,600	$ 68,700
Pumping Plant	27,367	27,400	28,700	29,600	29,600	900
Water Treatment	123	100	100	100	100	
Transmission/Dist	97,849	83,200	97,100	84,600	84,600	-12,500
Customer Accounts	44,820	48,500	43,300	52,500	52,500	9,200
Admin/General	65,428	65,700	71,700	67,300	67,300	-4,400
Other Oper W/O Deprec	47,240	45,200	55,400	48,100	48,100	-7,300
Equip Use Chg-Jt Fund	17,369	6,200	6,000	53,500	53,500	47,500
Total Operating Expense	467,184	521,400	514,200	616,300	616,300	102,100
Non-Operating Expenses						
Interest on Loan	8,755	5,500	5,000	2,400	2,400	-2,600
Principal on Loan	30,024	30,000	30,000	24,000	24,000	-6,000
Other	3,183	15,000	2,000	5,000	5,000	3,000
Exp Appl to Prior Yr.	6,309					
Total Non-Oper Expenses	48,271	50,500	37,000	31,400	31,400	-5,600
Total Oper and Non-Oper Expenses	515,455	571,900	551,200	647,700	647,700	96,500
Fixed Assets						
Structures & Impr	4,676	3,000	2,000	5,000	5,000	3,000
Approp For Contingency.			47,000	60,382	60,382	13,382
TOTAL REQUIREMENTS	$ 520,131	$ 574,900	$ 600,200	$ 713,082	$ 713,082	$ 112,882
Operating Revenues						
Water Sales (Present Rates)	$ 401,124	$ 530,000	$ 379,646	$ 595,000	$ 595,000	$ 215,354
Water Sales (Loan Surcharge)	40,221	32,200	32,200	32,200	32,200	
Water Sales (Prop Rate Incr)			137,162	41,590	41,590	-95,572
Other Services	43,146		9,000			-9,000
Total Operating Revenue	484,491	562,200	558,008	668,790	668,790	110,782
Non-Operating Revenues						
Interest	9,649	1,200	5,000	1,200	1,200	-3,800
Contributions for Construction	3,803	5,000	2,000	5,000	5,000	3,000
Other Revenues	10,874	3,000	800	3,000	3,000	2,200
Property Taxes & Assess	3,962	4,200	4,500	4,300	4,300	-200
Home & B I Exemption	171	200	200	200	200	
Rev Appl to Prior Yr.	-25,490					
Total Non-Oper Revenues	2,969	13,600	12,500	13,700	13,700	1,200
Total Oper and Non-Oper Revenues	487,460	575,800	570,508	682,490	682,490	111,982
Available Fund Balance	62,363	29,692	29,692	30,592	30,592	900
TOTAL AVAILABLE FUNDS	$ 549,823	$ 605,492	$ 600,200	$ 713,082	$ 713,082	$ 112,882

OPERATIONS OF ENTERPRISE FUND--SCHEDULE 10 - CONTINUED

WATERWORKS DISTRICT NO. 1 ATHENS-WOODCREST
DEBT SERVICE

OPERATING DETAILS	Actual Prior Year 1982-83	Estimated Current Year 1983-84	Adjusted Allowance 1983-84	Requested Fiscal Year 1984-85	Approved by Board of Supervisors Fiscal Year 1984-85	Change From Adjusted Allowance
Non-Operating Expenses						
Delinquencies			3,369			-3,369
Interest on Bonds	7,881	14,639	14,639	13,742	13,742	-897
Bond Redemption	20,000	20,000	20,000	21,000	21,000	1,000
General Reserve	15,513		18,007	17,548	17,548	-459
Total Non-Oper Expenses	43,394	34,639	56,015	52,290	52,290	-3,725
TOTAL REQUIREMENTS	43,394	34,639	56,015	52,290	52,290	-3,725
Non-Operating Revenues						
Interest	1,836	1,565	1,565			-1,565
Property Taxes & Assess	31,773	29,934	29,934	31,158	31,158	1,224
Home & B I Exemption	2,107	1,823	1,823			-1,823
Rev Appl to Prior Yr		1,856	2,100			-2,100
Total Non-Oper Revenues	35,716	35,178	35,422	31,158	31,158	-4,264
Available Fund Balance	20,555	20,593	20,593	21,132	21,132	539
TOTAL AVAILABLE FUNDS	56,271	55,771	56,015	52,290	52,290	-3,725

OPERATIONS OF ENTERPRISE FUND--SCHEDULE 10

WATERWORKS DISTRICT NO. 1 ATHENS-WOODCREST
ACCUMULATIVE CAPITAL OUTLAY

OPERATING DETAILS	Actual Prior Year 1982-83	Estimated Current Year 1983-84	Adjusted Allowance 1983-84	Requested Fiscal Year 1984-85	Approved by Board of Supervisors Fiscal Year 1984-85	Change From Adjusted Allowance
Fixed Assets						
Structures & Impr....	$ 35,203	$ 20,000	$ 450,000	$ 413,068	$ 413,068	$ -36,932
TOTAL REQUIREMENTS.....	$ 35,203	$ 20,000	$ 450,000	$ 413,068	$ 413,068	$ -36,932
Non-Operating Revenues						
Interest.....	$ 11,755	$ 11,000	$ 5,000	$ 8,000	$ 8,000	$ 3,000
Contributions for Construction.....			330,932	300,000	300,000	-30,932
Total Non-Oper Revenues	11,755	11,000	335,932	308,000	308,000	-27,932
Available Fund Balance.	137,516	114,068	114,068	105,068	105,068	-9,000
TOTAL AVAILABLE FUNDS..	$ 149,271	$ 125,068	$ 450,000	$ 413,068	$ 413,068	$ -36,932

OPERATIONS OF ENTERPRISE FUND--SCHEDULE 10

WATERWORKS DISTRICT NO. 4 LANCASTER
GENERAL

OPERATING DETAILS	Actual Prior Year 1982-83	Estimated Current Year 1983-84	Adjusted Allowance 1983-84	Requested Fiscal Year 1984-85	Approved by Board of Supervisors Fiscal Year 1984-85	Change From Adjusted Allowance
Operating Expenses						
Source of Supply	$ 627,511	$ 679,000	$ 794,600	$ 796,100	$ 796,100	$ 1,500
Pumping Plant	697,699	737,600	726,100	809,000	809,000	82,900
Water Treatment		3,000	1,000	3,000	3,000	2,000
Transmission/Dist	368,229	362,100	455,500	387,700	387,700	-67,800
Customer Accounts	396,297	410,600	406,400	442,900	442,900	36,500
Admin/General	644,892	611,600	669,900	677,300	677,300	7,400
Other Oper W/O Deprec	429,815	423,000	670,700	450,000	450,000	-220,700
Other Oper-Depr	160,888					
Equip Use Chg-Jt Fund	161,198	67,700	39,000	451,900	451,900	412,900
Total Operating Expense	3,486,529	3,294,600	3,763,200	4,017,900	4,017,900	254,700
Non-Operating Expenses						
Other		10,000	1,000	10,000	10,000	9,000
Exp Appl to Prior Yr.	59,523					
Total Non-Oper Expenses	59,523	10,000	1,000	10,000	10,000	9,000
Total Oper and Non-Oper Expenses	3,546,052	3,304,600	3,764,200	4,027,900	4,027,900	263,700
Fixed Assets						
Structures & Impr	66,152	74,000	40,000	100,000	100,000	60,000
Approp For Contingency			164,246	239,602	239,602	75,356
TOTAL REQUIREMENTS	$ 3,612,204	$ 3,378,600	$ 3,968,446	$ 4,367,502	$ 4,367,502	$ 399,056
Operating Revenues						
Water Sales (Present Rates)	$ 2,536,802	$ 2,862,000	$ 2,546,444	$ 3,080,000	$ 3,080,000	$ 533,556
Water Sales (Prop Rate Incr)			520,600	215,500	215,500	-305,100
Other Services	1,120	7,400	600	7,500	7,500	6,900
Total Operating Revenue	2,537,922	2,869,400	3,067,644	3,303,000	3,303,000	235,356
Non-Operating Revenues						
Interest	164,910	98,000	28,000	58,000	58,000	30,000
Contributions for Construction	153,624	205,400	52,200	236,000	236,000	183,800
Other Revenues	15,431	15,400	29,500	15,700	15,700	-13,800
Property Taxes & Assess	127,210	140,200	140,000	150,000	150,000	10,000
Home & B I Exemption	5,490	5,500	5,700	5,600	5,600	-100
Rev Appl to Prior Yr.	81,928	-1,500				
Total Non-Oper Revenues	548,593	463,000	255,400	465,300	465,300	209,900
Total Oper and Non-Oper Revenues	3,086,515	3,332,400	3,323,044	3,768,300	3,768,300	445,256
Available Fund Balance	755,246	645,402	645,402	599,202	599,202	-46,200
Unapprop Fund Balance	254,956					
TOTAL AVAILABLE FUNDS	$ 4,096,717	$ 3,977,802	$ 3,968,446	$ 4,367,502	$ 4,367,502	$ 399,056

OPERATIONS OF ENTERPRISE FUND--SCHEDULE 10

WATERWORKS DISTRICT NO. 4 LANCASTER
DEBT SERVICE

OPERATING DETAILS	Actual Prior Year 1982-83	Estimated Current Year 1983-84	Adjusted Allowance 1983-84	Requested Fiscal Year 1984-85	Approved by Board of Supervisors Fiscal Year 1984-85	Change From Adjusted Allowance
Non-Operating Expenses						
Interest on Bonds	$ 740	$ 357	$ 357	$ 309	$ 309	$ -48
Bond Redemption	19,000	1,000	1,000	1,000	1,000	
General Reserve			1,167	1,143	1,143	-24
Total Non-Oper Expenses	19,740	1,357	2,524	2,452	2,452	-72
TOTAL REQUIREMENTS	$ 19,740	$ 1,357	$ 2,524	$ 2,452	$ 2,452	$ -72
Non-Operating Revenues						
Interest	$ 1,777	$	$	$	$	$
Property Taxes & Assess	1,289			1,285	1,285	1,285
Home & B I Exemption	10					
Total Non-Oper Revenues	3,076			1,285	1,285	1,285
Available Fund Balance	20,062	2,524	2,524	1,167	1,167	-1,357
TOTAL AVAILABLE FUNDS	$ 23,138	$ 2,524	$ 2,524	$ 2,452	$ 2,452	$ -72

OPERATIONS OF ENTERPRISE FUND--SCHEDULE 10

WATERWORKS DISTRICT NO. 4 LANCASTER
DEBT SERVICE-ZONE B

OPERATING DETAILS	Actual Prior Year 1982-83	Estimated Current Year 1983-84	Adjusted Allowance 1983-84	Requested Fiscal Year 1984-85	Approved by Board of Supervisors Fiscal Year 1984-85	Change From Adjusted Allowance
Non-Operating Expenses						
Delinquencies	$	$	$ 337	$	$	$ -337
Interest on Bonds	4,080	3,920	3,920	3,760	3,760	-160
Bond Redemption	2,000	2,000	2,000	2,000	2,000	
General Reserve			1,880	1,800	1,800	-80
Total Non-Oper Expenses	6,080	5,920	8,137	7,560	7,560	-577
TOTAL REQUIREMENTS	$ 6,080	$ 5,920	$ 8,137	$ 7,560	$ 7,560	$ -577
Non-Operating Revenues						
Interest	$ 1,410	$ 270	$ 270	$	$	$ -270
Property Taxes & Assess	2,968	3,025	3,025	5,426	5,426	2,401
Home & B I Exemption	466	473	473			-473
Rev Appl to Prior Yr.		517	600			-600
Total Non-Oper Revenues	4,844	4,285	4,368	5,426	5,426	1,058
Available Fund Balance.	4,756	3,769	3,769	2,134	2,134	-1,635
TOTAL AVAILABLE FUNDS	$ 9,600	$ 8,054	$ 8,137	$ 7,560	$ 7,560	$ -577

OPERATIONS OF ENTERPRISE FUND-SCHEDULE 10

WATERWORKS DISTRICT NO. 4 LANCASTER
ACCUMULATIVE CAPITAL OUTLAY

OPERATING DETAILS	Actual Prior Year 1982-83	Estimated Current Year 1983-84	Adjusted Allowance 1983-84	Requested Fiscal Year 1984-85	Approved by Board of Supervisors Fiscal Year 1984-85	Change From Adjusted Allowance
Fixed Assets						
Land	$	$ 110,000	$ 125,000	$ 125,000	$ 125,000	$
Structures & Impr	547,486	340,000	586,838	542,684	542,684	-44,154
Total Fixed Assets	547,486	450,000	711,838	667,684	667,684	-44,154
TOTAL REQUIREMENTS	$ 547,486	$ 450,000	$ 711,838	$ 667,684	$ 667,684	$ -44,154
Non-Operating Revenues						
Interest	$ 79,316	$ 66,000	$ 15,000	$ 41,000	$ 41,000	$ 26,000
Contributions for Construction	111,650	75,000	2,854	75,000	75,000	72,146
Other Revenues	102,973	38,000	10,000	10,000	10,000	
Property Taxes & Assess	96,981	107,200	100,000	115,000	115,000	15,000
Home & B I Exemption	4,200	4,200	2,000	4,300	4,300	2,300
Total Non-Oper Revenues	395,120	290,400	129,854	245,300	245,300	115,446
Available Fund Balance	308,842	581,984	581,984	422,384	422,384	-159,600
Unapprop Fund Balance	425,508					
TOTAL AVAILABLE FUNDS	$ 1,129,470	$ 872,384	$ 711,838	$ 667,684	$ 667,684	$ -44,154

OPERATIONS OF ENTERPRISE FUND--SCHEDULE 10

WATERWORKS DISTRICT NO. 10 WILLOWBROOK
GENERAL

OPERATING DETAILS	Actual Prior Year 1982-83	Estimated Current Year 1983-84	Adjusted Allowance 1983-84	Requested Fiscal Year 1984-85	Approved by Board of Supervisors Fiscal Year 1984-85	Change From Adjusted Allowance
Operating Expenses						
Source of Supply	$ 56,761	$ 104,500	$ 63,100	$ 86,900	$ 86,900	$ 23,800
Pumping Plant	47,453	41,700	63,500	55,700	55,700	-7,800
Water Treatment	1,861	1,000	1,200	2,000	2,000	800
Transmission/Dist	56,491	58,400	67,000	61,800	61,800	-5,200
Customer Accounts	38,677	41,900	42,000	45,300	45,300	3,300
Admin/General	58,194	54,400	56,100	58,200	58,200	2,100
Other Oper W/O Deprec	39,999	37,000	43,600	39,300	39,300	-4,300
Equip Use Chg-Jt Fund	14,082	5,000	4,400	43,000	43,000	38,600
Total Operating Expense	313,518	343,900	340,900	392,200	392,200	51,300
Non-Operating Expenses						
Other		2,000	2,000	2,000	2,000	
Exp Appl to Prior Yr.	5,589					
Total Non-Oper Expenses	5,589	2,000	2,000	2,000	2,000	
Total Oper and Non-Oper Expenses	319,107	345,900	342,900	394,200	394,200	51,300
Fixed Assets						
Structures & Impr	2,261	13,000	35,000	15,000	15,000	-20,000
Approp For Contingency.			56,700	51,980	51,980	-4,720
TOTAL REQUIREMENTS	$ 321,368	$ 358,900	$ 434,600	$ 461,180	$ 461,180	$ 26,580
Operating Revenues						
Water Sales (Present Rates)	$ 242,798	$ 280,000	$ 244,329	$ 290,000	$ 290,000	$ 45,671
Water Sales (Prop Rate Incr)			31,591	29,300	29,300	-2,291
Other Services	1,445	1,200	200	1,300	1,300	1,100
Total Operating Revenue	244,243	281,200	276,120	320,600	320,600	44,480
Non-Operating Revenues						
Interest	27,045	17,000	5,000	10,400	10,400	5,400
Contributions for Construction	5,316	9,000	5,000	12,000	12,000	7,000
Other Revenues	3,120	2,500	2,000	2,500	2,500	500
Property Taxes & Assess	16,615	17,700	18,000	18,000	18,000	
Home & B I Exemption	717	700	700	700	700	
Rev Appl to Prior Yr.	-4,419					
Total Non-Oper Revenues	48,394	46,900	30,700	43,600	43,600	12,900
Total Oper and Non-Oper Revenues	292,637	328,100	306,820	364,200	364,200	57,380
Available Fund Balance.	156,509	127,780	127,780	96,980	96,980	-30,800
TOTAL AVAILABLE FUNDS	$ 449,146	$ 455,880	$ 434,600	$ 461,180	$ 461,180	$ 26,580

OPERATIONS OF ENTERPRISE FUND-SCHEDULE 10

WATERWORKS DISTRICT NO. 10 WILLOWBROOK
ACCUMULATIVE CAPITAL OUTLAY

OPERATING DETAILS	Actual Prior Year 1982-83	Estimated Current Year 1983-84	Adjusted Allowance 1983-84	Requested Fiscal Year 1984-85	Approved by Board of Supervisors Fiscal Year 1984-85	Change From Adjusted Allowance
Fixed Assets						
Structures & Impr....	$	$	$ 100,000	$ 100,000	$ 100,000	$
Resv for Repl of Fixed Assets.....			87,500	127,842	127,842	40,342
TOTAL REQUIREMENTS	$	$	$ 187,500	$ 227,842	$ 227,842	$ 40,342
Non-Operating Revenues						
Interest.....	$ 19,538	$ 22,000	$ 2,058	$ 20,000	$ 20,000	$ 17,942
Property Taxes & Assess.....	332	300	300	300	300	
Home & B I Exemption.	14	100	100	100	100	
Total Non-Oper Revenues	19,884	22,400	2,458	20,400	20,400	17,942
Available Fund Balance.	165,158	185,042	185,042	207,442	207,442	22,400
TOTAL AVAILABLE FUNDS..	$ 185,042	$ 207,442	$ 187,500	$ 227,842	$ 227,842	$ 40,342

OPERATIONS OF ENTERPRISE FUND--SCHEDULE 10

WATERWORKS DISTRICT NO. 13 LOMITA
GENERAL

OPERATING DETAILS	Actual Prior Year 1982-83	Estimated Current Year 1983-84	Adjusted Allowance 1983-84	Requested Fiscal Year 1984-85	Approved by Board of Supervisors Fiscal Year 1984-85	Change From Adjusted Allowance
Operating Expenses						
Source of Supply	$ 360,783	$ 526,100	$ 438,000	$ 609,500	$ 609,500	$ 171,500
Pumping Plant	21,153	16,700	18,100	19,200	19,200	1,100
Water Treatment	255	300	300	300	300	
Transmission/Dist	148,655	148,300	193,300	162,600	162,600	-30,700
Customer Accounts	111,753	106,700	121,000	116,400	116,400	-4,600
Admin/General	189,177	172,500	197,600	187,700	187,700	-9,900
Other Oper W/O Deprec	126,314	122,900	142,800	130,900	130,900	-11,900
Equip Use Chg-Jt Fund	46,763	16,600	11,100	144,000	144,000	132,900
Total Operating Expense	1,004,853	1,110,100	1,122,200	1,370,600	1,370,600	248,400
Non-Operating Expenses						
Other	702	3,000	2,500	3,000	3,000	500
Exp Appl to Prior Yr.	21,242					
Total Non-Oper Expenses	21,944	3,000	2,500	3,000	3,000	500
Total Oper and Non-Oper Expenses	1,026,797	1,113,100	1,124,700	1,373,600	1,373,600	248,900
Fixed Assets						
Structures & Impr	3,908	15,000	10,000	20,000	20,000	10,000
Approp For Contingency.			151,600	209,226	209,226	57,626
TOTAL REQUIREMENTS	$ 1,030,705	$ 1,128,100	$ 1,286,300	$ 1,602,826	$ 1,602,826	$ 316,526
Operating Revenues						
Water Sales (Present Rates)	$ 761,494	$ 897,000	$ 753,490	$ 1,042,000	$ 1,042,000	$ 288,510
Water Sales (Prop Rate Incr)			115,000	72,000	72,000	-43,000
Other Services	805	111,000	61,084	63,200	63,200	2,116
Total Operating Revenue	762,299	1,008,000	929,574	1,177,200	1,177,200	247,626
Non-Operating Revenues						
Interest	68,839	45,000	8,300	31,000	31,000	22,700
Contributions for Construction	10,356	10,100	8,000	12,400	12,400	4,400
Other Revenues	7,766	10,700	1,600	5,700	5,700	4,100
Property Taxes & Assess	84,688	92,000	100,000	96,000	96,000	-4,000
Home & B I Exemption	3,653	4,000	4,000	4,000	4,000	
Rev Appl to Prior Yr.	6,314					
Total Non-Oper Revenues	181,616	161,800	121,900	149,100	149,100	27,200
Total Oper and Non-Oper Revenues	943,915	1,169,800	1,051,474	1,326,300	1,326,300	274,826
Available Fund Balance.	321,616	234,826	234,826	276,526	276,526	41,700
TOTAL AVAILABLE FUNDS	$ 1,265,531	$ 1,404,626	$ 1,286,300	$ 1,602,826	$ 1,602,826	$ 316,526

OPERATIONS OF ENTERPRISE FUND--SCHEDULE 10

WATERWORKS DISTRICT NO. 13 LOMITA
DEBT SERVICE-ANNEX A

OPERATING DETAILS	Actual Prior Year 1982-83	Estimated Current Year 1983-84	Adjusted Allowance 1983-84	Requested Fiscal Year 1984-85	Approved by Board of Supervisors Fiscal Year 1984-85	Change From Adjusted Allowance
Non-Operating Expenses						
Delinquencies			991			-991
Interest on Bonds	12,263	11,408	11,408	10,553	10,553	-855
Bond Redemption	19,000	19,000	19,000	19,000	19,000	
General Reserve			24,490	24,063	24,063	-427
Total Non-Oper Expenses	31,263	30,408	55,889	53,616	53,616	-2,273
TOTAL REQUIREMENTS	$ 31,263	$ 30,408	$ 55,889	$ 53,616	$ 53,616	$ -2,273
Non-Operating Revenues						
Interest	4,978	2,578	2,578			-2,578
Property Taxes & Assess	23,059	22,320	22,320	28,076	28,076	5,756
Home & B I Exemption	1,215	1,096	1,096			-1,096
Rev Appl to Prior Yr.		1,559	1,500			-1,500
Total Non-Oper Revenues	29,252	27,553	27,494	28,076	28,076	582
Available Fund Balance.	30,965	28,395	28,395	25,540	25,540	-2,855
TOTAL AVAILABLE FUNDS	$ 60,217	$ 55,948	$ 55,889	$ 53,616	$ 53,616	$ -2,273

OPERATIONS OF ENTERPRISE FUND--SCHEDULE 10

WATERWORKS DISTRICT NO. 13 LOMITA
DEBT SERVICE-ANNEX B

OPERATING DETAILS	Actual Prior Year 1982-83	Estimated Current Year 1983-84	Adjusted Allowance 1983-84	Requested Fiscal Year 1984-85	Approved by Board of Supervisors Fiscal Year 1984-85	Change From Adjusted Allowance
Non-Operating Expenses						
Interest on Bonds....	$ 475	$ 450	$ 450	$ 425	$ 425	$ -25
Bond Redemption.....	1,000			1,000	1,000	1,000
General Reserve.....			1,225	1,200	1,200	-25
Total Non-Oper Expenses	1,475	450	1,675	2,625	2,625	950
TOTAL REQUIREMENTS.....	$ 1,475	$ 450	$ 1,675	$ 2,625	$ 2,625	$ 950
Non-Operating Revenues						
Interest.....	$ 2,626	$	$	$	$	$
Property Taxes & Assess.....				1,400	1,400	1,400
Total Non-Oper Revenues	2,626			1,400	1,400	1,400
Available Fund Balance.	1,700	1,675	1,675	1,225	1,225	-450
TOTAL AVAILABLE FUNDS..	$ 4,326	$ 1,675	$ 1,675	$ 2,625	$ 2,625	$ 950

OPERATIONS OF ENTERPRISE FUND-SCHEDULE 10

WATERWORKS DISTRICT NO. 13 LOMITA
ACCUMULATIVE CAPITAL OUTLAY

OPERATING DETAILS	Actual Prior Year 1982-83	Estimated Current Year 1983-84	Adjusted Allowance 1983-84	Requested Fiscal Year 1984-85	Approved by Board of Supervisors Fiscal Year 1984-85	Change From Adjusted Allowance
Fixed Assets						
Structures & Impr....	$ 401,782	$ 260,000	$ 330,000	$ 470,931	$ 470,931	$ 140,931
TOTAL REQUIREMENTS.....	$ 401,782	$ 260,000	$ 330,000	$ 470,931	$ 470,931	$ 140,931
Operating Revenues						
Water Sales (Present Rates).....	$ 50,000	$ 50,000	$ 50,000	$ 50,000	$ 50,000	$
Total Operating Revenue	50,000	50,000	50,000	50,000	50,000	
Non-Operating Revenues						
Interest.....	37,497	11,000	8,177	4,000	4,000	-4,177
Other Revenues.....			22,592	320,000	320,000	297,408
Property Taxes & Assess.....	43,657	47,500	53,000	50,000	50,000	-3,000
Home & B I Exemption.	1,889	2,200	2,200	2,200	2,200	
Total Non-Oper Revenues	83,043	60,700	85,969	376,200	376,200	290,231
Total Oper and Non-Oper Revenues.....	133,043	110,700	135,969	426,200	426,200	290,231
Available Fund Balance.	462,770	194,031	194,031	44,731	44,731	-149,300
TOTAL AVAILABLE FUNDS..	$ 595,813	$ 304,731	$ 330,000	$ 470,931	$ 470,931	$ 140,931

OPERATIONS OF ENTERPRISE FUND--SCHEDULE 10

WATERWORKS DISTRICT NO. 16 MIRAMONTE PARK
GENERAL

OPERATING DETAILS	Actual Prior Year 1982-83	Estimated Current Year 1983-84	Adjusted Allowance 1983-84	Requested Fiscal Year 1984-85	Approved by Board of Supervisors Fiscal Year 1984-85	Change From Adjusted Allowance
Operating Expenses						
Source of Supply	$ 46,052	$ 63,300	$ 47,200	$ 82,300	$ 82,300	$ 35,100
Pumping Plant	63,656	56,000	53,300	60,900	60,900	7,600
Water Treatment	284	1,800	300	2,000	2,000	1,700
Transmission/Dist	30,796	35,600	37,500	38,200	38,200	700
Customer Accounts	17,794	18,500	19,800	20,400	20,400	600
Admin/General	30,373	30,200	30,600	33,400	33,400	2,800
Other Oper W/O Deprec	20,541	19,500	22,400	20,700	20,700	-1,700
Other Oper-Deprec	421					
Equip Use Chg-Jt Fund	7,363	2,900	1,800	22,600	22,600	20,800
Total Operating Expense	217,280	227,800	212,900	280,500	280,500	67,600
Non-Operating Expenses						
Other		500	200	500	500	300
Exp Appl to Prior Yr.	-3,517					
Total Non-Oper Expenses	-3,517	500	200	500	500	300
Total Oper and Non-Oper Expenses	213,763	228,300	213,100	281,000	281,000	67,900
Fixed Assets						
Structures & Impr	9	400	63,000	62,500	62,500	-500
Approp For Contingency.			40,500	51,008	51,008	10,508
TOTAL REQUIREMENTS	$ 213,772	$ 228,700	$ 316,600	$ 394,508	$ 394,508	$ 77,908
Operating Revenues						
Water Sales (Present Rates)	$ 136,631	$ 220,000	$ 186,794	$ 227,000	$ 227,000	$ 40,206
Water Sales (Prop Rate Incr)			15,700	22,700	22,700	7,000
Other Services		400	100	400	400	300
Total Operating Revenue	136,631	220,400	202,594	250,100	250,100	47,506
Non-Operating Revenues						
Interest	28,090	18,800	8,600	11,300	11,300	2,700
Contributions for Construction	437	800	998	800	800	-198
Other Revenues	2,447	1,500	400	1,500	1,500	1,100
Property Taxes & Assess	12,036	13,300	13,000	13,400	13,400	400
Home & B I Exemption	519	500	500	500	500	
Rev Appl to Prior Yr.	-3,592	-200				
Total Non-Oper Revenues	39,937	34,700	23,498	27,500	27,500	4,002
Total Oper and Non-Oper Revenues	176,568	255,100	226,092	277,600	277,600	51,508
Available Fund Balance.	127,291	90,508	90,508	116,908	116,908	26,400
TOTAL AVAILABLE FUNDS	$ 303,859	$ 345,608	$ 316,600	$ 394,508	$ 394,508	$ 77,908

OPERATIONS OF ENTERPRISE FUND--SCHEDULE 10

WATERWORKS DISTRICT NO. 16 MIRAMONTE PARK
DEBT SERVICE

OPERATING DETAILS	Actual Prior Year 1982-83	Estimated Current Year 1983-84	Adjusted Allowance 1983-84	Requested Fiscal Year 1984-85	Approved by Board of Supervisors Fiscal Year 1984-85	Change From Adjusted Allowance
Non-Operating Expenses						
Delinquencies	$	$	$ 46	$	$	$ -46
Interest on Bonds	131	94	94	57	57	-37
Bond Redemption	1,000	1,000	1,000	1,000	1,000	
General Reserve			1,038	1,019	1,019	-19
Total Non-Oper Expenses	1,131	1,094	2,178	2,076	2,076	-102
TOTAL REQUIREMENTS	$ 1,131	$ 1,094	$ 2,178	$ 2,076	$ 2,076	$ -102
Non-Operating Revenues						
Interest	$ 125	$ 109	$ 109	$	$	$ -109
Property Taxes & Assess	829	693	693	994	994	301
Home & B I Exemption	77	62	62			-62
Rev Appl to Prior Yr.		98	100			-100
Total Non-Oper Revenues	1,031	962	964	994	994	30
Available Fund Balance.	1,305	1,214	1,214	1,082	1,082	-132
TOTAL AVAILABLE FUNDS	$ 2,336	$ 2,176	$ 2,178	$ 2,076	$ 2,076	$ -102

OPERATIONS OF ENTERPRISE-SCHEDULE 10

WATERWORKS DISTRICT NO. 16 MIRAMONTE PARK
ACCUMULATIVE CAPITAL OUTLAY

OPERATING DETAILS	Actual Prior Year 1982-83	Estimated Current Year 1983-84	Adjusted Allowance 1983-84	Requested Fiscal Year 1984-85	Approved by Board of Supervisors Fiscal Year 1984-85	Change From Adjusted Allowance
Fixed Assets						
Structures & Impr....	$	$	$	$ 50,000	$ 50,000	$ 50,000
Resv for Water Sys Impr			53,200	106,799	106,799	53,599
Resv for Repl of Fixed Assets.....			260,000	260,000	260,000	
TOTAL REQUIREMENTS.....	$	$	$ 313,200	$ 416,799	$ 416,799	$ 103,599
Operating Revenues						
Water Sales (Present Rates).....	$ 63,489	$	$	$	$	$
Total Oper. Revenues...	63,489					
Non-Operating Revenues						
Interest.....	28,722	34,000	7,289	36,000	36,000	28,711
Total Non-Oper Revenues	28,722	34,000	7,289	36,000	36,000	28,711
Total Oper and Non-Oper Revenues.....	92,211	34,000	7,289	36,000	36,000	28,711
Available Fund Balance.	213,700	305,911	305,911	380,799	380,799	74,888
Unapprop Fund Balance..	40,888	40,888				
TOTAL AVAILABLE FUNDS..	$ 346,799	$ 380,799	$ 313,200	$ 416,799	$ 416,799	$ 103,599

OPERATIONS OF ENTERPRISE FUND--SCHEDULE 10

WATERWORKS DISTRICT NO. 21 KAGEL CANYON
GENERAL

OPERATING DETAILS	Actual Prior Year 1982-83	Estimated Current Year 1983-84	Adjusted Allowance 1983-84	Requested Fiscal Year 1984-85	Approved by Board of Supervisors Fiscal Year 1984-85	Change From Adjusted Allowance
Operating Expenses						
Source of Supply	$ 4,626	$ 14,100	$ 11,600	$ 14,500	$ 14,500	$ 2,900
Pumping Plant	19,317	20,500	23,600	22,600	22,600	-1,000
Water Treatment		800	800	800	800	
Transmission/Dist	17,557	20,300	20,600	22,500	22,500	1,900
Customer Accounts	10,238	13,600	8,600	15,200	15,200	6,600
Admin/General	10,629	11,900	10,900	13,800	13,800	2,900
Other Oper W/O Deprec	6,646	6,800	7,600	7,200	7,200	-400
Equip Use Chg-Jt Fund	2,367	1,000	900	6,500	6,500	5,600
Total Operating Expense	71,380	89,000	84,600	103,100	103,100	18,500
Non-Operating Expenses						
Interest on Loan	2,782	800	800			-800
Principal on Loan	18,703	8,000	8,700			-8,700
Other		400	100	400	400	300
Exp Appl to Prior Yr.	953					
Total Non-Oper Expenses	22,438	9,200	9,600	400	400	-9,200
Total Oper and Non-Oper Expenses	93,818	98,200	94,200	103,500	103,500	9,300
Fixed Assets						
Structures & Impr	265	1,500	12,200	5,000	5,000	-7,200
Approp For Contingency.			15,986	16,076	16,076	90
TOTAL REQUIREMENTS	$ 94,083	$ 99,700	$ 122,386	$ 124,576	$ 124,576	$ 2,190
Operating Revenues						
Water Sales (Present Rates)	$ 70,978	$ 64,000	$ 51,010	$ 69,000	$ 69,000	$ 17,990
Water Sales (Prop Rate Incr)			6,600			-6,600
Other Services		300		300	300	300
Total Operating Revenue	70,978	64,300	57,610	69,300	69,300	11,690
Non-Operating Revenues						
Interest	8,847	5,700	1,800	3,500	3,500	1,700
Standby Charges	12					
Contributions for Construction		1,500	600	1,000	1,000	400
Other Revenues	1,282	900	400	900	900	500
Property Taxes & Assess	14,827	16,000	16,000	16,000	16,000	
Home & B I Exemption	639	700	700	700	700	
Rev Appl to Prior Yr.	-2,800	-1,500				
Total Non-Oper Revenues	22,807	23,300	19,500	22,100	22,100	2,600
Total Oper and Non-Oper Revenues	93,785	87,600	77,110	91,400	91,400	14,290
Available Fund Balance.	45,586	45,276	45,276	33,176	33,176	-12,100
TOTAL AVAILABLE FUNDS	$ 139,371	$ 132,876	$ 122,386	$ 124,576	$ 124,576	$ 2,190

OPERATIONS OF ENTERPRISE FUND-SCHEDULE 10

WATERWORKS DISTRICT NO. 21 KAGEL CANYON
ACCUMULATIVE CAPITAL OUTLAY

OPERATING DETAILS	Actual Prior Year 1982-83	Estimated Current Year 1983-84	Adjusted Allowance 1983-84	Requested Fiscal Year 1984-85	Approved by Board of Supervisors Fiscal Year 1984-85	Change From Adjusted Allowance
Resv for Repl of Fixed Assets	$	$	$ 709	$ 8,398	$ 8,398	$ 7,689
TOTAL REQUIREMENTS	$	$	$ 709	$ 8,398	$ 8,398	$ 7,689
Non-Operating Revenues						
Interest	$ 79	$ 100	$ 11	$ 400	$ 400	$ 389
Standby Charges				7,200	7,200	7,200
Total Non-Oper Revenues	79	100	11	7,600	7,600	7,589
Available Fund Balance	619	698	698	798	798	100
TOTAL AVAILABLE FUNDS	$ 698	$ 798	$ 709	$ 8,398	$ 8,398	$ 7,689

OPERATIONS OF ENTERPRISE FUND--SCHEDULE 10

WATERWORKS DISTRICT NO. 22 LIBERTY ACRES
GENERAL

OPERATING DETAILS	Actual Prior Year 1982-83	Estimated Current Year 1983-84	Adjusted Allowance 1983-84	Requested Fiscal Year 1984-85	Approved by Board of Supervisors Fiscal Year 1984-85	Change From Adjusted Allowance
Operating Expenses						
Source of Supply	$ 166,483	$ 222,400	$ 208,000	$ 258,800	$ 258,800	$ 50,800
Pumping Plant	8,561	10,200	6,700	11,300	11,300	4,600
Transmission/Dist	141,554	89,700	114,800	96,600	96,600	-18,200
Customer Accounts	71,245	72,600	72,700	78,900	78,900	6,200
Admin/General	115,380	113,500	123,700	122,900	122,900	-800
Other Oper W/O Deprec	85,578	81,300	102,300	86,500	86,500	-15,800
Equip Use Chg-Jt Fund	31,565	12,200	10,700	96,500	96,500	85,800
Total Operating Expense	620,366	601,900	638,900	751,500	751,500	112,600
Non-Operating Expenses						
Other	754	1,800	1,100	2,000	2,000	900
Exp Appl to Prior Yr.	12,810					
Total Non-Oper Expenses	13,564	1,800	1,100	2,000	2,000	900
Total Oper and Non-Oper Expenses	633,930	603,700	640,000	753,500	753,500	113,500
Fixed Assets						
Structures & Impr	2,361	500	5,000	5,000	5,000	
Approp For Contingency.			55,000	26,079	26,079	-28,921
TOTAL REQUIREMENTS	$ 636,291	$ 604,200	$ 700,000	$ 784,579	$ 784,579	$ 84,579
Operating Revenues						
Water Sales (Present Rates)	$ 466,756	$ 524,000	$ 454,508	$ 605,000	$ 605,000	$ 150,492
Water Sales (Prop Rate Incr)			136,600	42,300	42,300	-94,300
Other Services	25,317	44,700	25,200	50,100	50,100	24,900
Total Operating Revenue	492,073	568,700	616,308	697,400	697,400	81,092
Non-Operating Revenues						
Interest	52,302	4,600	2,000	4,100	4,100	2,100
Contributions for Construction	6,861	500	2,000	4,500	4,500	2,500
Other Revenues	11,490	1,700	7,400	1,700	1,700	-5,700
Property Taxes & Assess	30,744	32,000	33,000	33,000	33,000	
Home & B I Exemption	1,326	1,400	1,513	1,400	1,400	-113
Rev Appl to Prior Yr.	-212					
Total Non-Oper Revenues	102,511	40,200	45,913	44,700	44,700	-1,213
Total Oper and Non-Oper Revenues	594,584	608,900	662,221	742,100	742,100	79,879
Available Fund Balance.	79,487	37,779	37,779	42,479	42,479	4,700
TOTAL AVAILABLE FUNDS	$ 674,071	$ 646,679	$ 700,000	$ 784,579	$ 784,579	$ 84,579

OPERATIONS OF ENTERPRISE FUND--SCHEDULE 10

WATERWORKS DISTRICT NO. 22 LIBRARY ACRES
DEBT SERVICE

OPERATING DETAILS	Actual Prior Year 1982-83	Estimated Current Year 1983-84	Adjusted Allowance 1983-84	Requested Fiscal Year 1984-85	Approved by Board of Supervisors Fiscal Year 1984-85	Change From Adjusted Allowance
Non-Operating Expenses						
Delinquencies			47			-47
Interest on Bonds	245	175	175	105	105	-70
Bond Redemption	2,000	2,000	2,000	2,000	2,000	
General Reserve			2,070	2,035	2,035	-35
Total Non-Oper Expenses	2,245	2,175	4,292	4,140	4,140	-152
TOTAL REQUIREMENTS	2,245	2,175	4,292	4,140	4,140	-152
Non-Operating Revenues						
Interest	151	202	202			-202
Property Taxes & Assess	1,819	1,598	1,598	2,021	2,021	423
Home & B I Exemption	156	137	137			-137
Rev Appl to Prior Yr.		202	200			-200
Total Non-Oper Revenues	2,126	2,139	2,137	2,021	2,021	-116
Available Fund Balance.	2,328	2,155	2,155	2,119	2,119	-36
TOTAL AVAILABLE FUNDS	4,454	4,294	4,292	4,140	4,140	-152

OPERATIONS OF ENTERPRISE FUND--SCHEDULE 10

WATERWORKS DISTRICT NO. 22 LIBRARY ACRES
DEBT SERVICE ANNEX

OPERATING DETAILS	Actual Prior Year 1982-83	Estimated Current Year 1983-84	Adjusted Allowance 1983-84	Requested Fiscal Year 1984-85	Approved by Board of Supervisors Fiscal Year 1984-85	Change From Adjusted Allowance
Non-Operating Expenses						
Interest on Bonds	$ 4,675	$ 4,208	$ 4,208	$ 3,740	$ 3,740	$ -468
Bond Redemption	11,000	11,000	11,000	11,000	11,000	
General Reserve			1,870	1,637	1,637	-233
Total Non-Oper Expenses	15,675	15,208	17,078	16,377	16,377	-701
TOTAL REQUIREMENTS	$ 15,675	$ 15,208	$ 17,078	$ 16,377	$ 16,377	$ -701
Operating Revenues						
Other Services	$	$ 9,714	$ 9,714	$ 14,507	$ 14,507	$ 4,793
Total Operating Revenue		9,714	9,714	14,507	14,507	4,793
Non-Operating Revenues						
Interest	668	538	538			-538
Other Revenues	15,459					
Property Taxes & Assess	-6					
Total Non-Oper Revenues	16,121	538	538			-538
Total Oper and Non-Oper Revenues	16,121	10,252	10,252	14,507	14,507	4,255
Available Fund Balance	6,459	6,826	6,826	1,870	1,870	-4,956
TOTAL AVAILABLE FUNDS	$ 22,580	$ 17,078	$ 17,078	$ 16,377	$ 16,377	$ -701

OPERATIONS OF ENTERPRISE FUND-SCHEDULE 10

WATERWORKS DISTRICT NO. 22 LIBERTY ACRES
ACCUMULATIVE CAPITAL OUTLAY

OPERATING DETAILS	Actual Prior Year 1982-83	Estimated Current Year 1983-84	Adjusted Allowance 1983-84	Requested Fiscal Year 1984-85	Approved by Board of Supervisors Fiscal Year 1984-85	Change From Adjusted Allowance
Fixed Assets						
Structures & Impr....	$ 21,258	$ 220,000	$ 700,000	$ 900,000	$ 900,000	$ 200,000
Resv for Water Sys Impr			106,900			-106,900
Resv for Repl of Fixed Assets.....			400,000	392,116	392,116	-7,884
TOTAL REQUIREMENTS.....	$ 21,258	$ 220,000	$ 1,206,900	$ 1,292,116	$ 1,292,116	$ 85,216
Non-Operating Revenues						
Interest.....	$ 29,572	$ 35,000	$ 30,000	$ 30,000	$ 30,000	$
Contributions for Construction.....			614,393	780,000	780,000	165,607
Other Revenues.....	90,000					
Property Taxes & Assess.....	13,125	14,000	14,000	14,000	14,000	
Home & B I Exemption.	568	600	591	600	600	9
Total Non-Oper Revenues	133,265	49,600	658,984	824,600	824,600	165,616
Available Fund Balance.	435,909	547,916	547,916	467,516	467,516	-80,400
Unapprop Fund Balance..		90,000				
TOTAL AVAILABLE FUNDS..	$ 569,174	$ 687,516	$ 1,206,900	$ 1,292,116	$ 1,292,116	$ 85,216

OPERATIONS OF ENTERPRISE FUND--SCHEDULE 10

WATERWORKS DISTRICT NO. 24 PEARBLOSSOM
GENERAL

OPERATING DETAILS	Actual Prior Year 1982-83	Estimated Current Year 1983-84	Adjusted Allowance 1983-84	Requested Fiscal Year 1984-85	Approved by Board of Supervisors Fiscal Year 1984-85	Change From Adjusted Allowance
Operating Expenses						
Source of Supply	$ 13,740	$ 8,300	$ 15,700	$ 9,400	$ 9,400	$ -6,300
Pumping Plant	16,264	19,200	17,900	21,500	21,500	3,600
Water Treatment		100	100	100	100	
Transmission/Dist	11,836	9,300	6,500	10,100	10,100	3,600
Customer Accounts	7,410	8,700	10,900	9,500	9,500	-1,400
Admin/General	7,900	8,800	12,100	9,800	9,800	-2,300
Other Oper W/O Deprec	5,867	5,600	6,400	5,900	5,900	-500
Equip Use Chg-Jt Fund	2,157	800	500	6,500	6,500	6,000
Total Operating Expense	65,174	60,800	70,100	72,800	72,800	2,700
Non-Operating Expenses						
Other		100	100	100	100	
Exp Appl to Prior Yr.	789					
Total Non-Oper Expenses	789	100	100	100	100	
Total Oper and Non-Oper Expenses	65,963	60,900	70,200	72,900	72,900	2,700
Fixed Assets						
Structures & Impr	421	1,000	24,300	42,000	42,000	17,700
Approp For Contingency.			14,100	21,414	21,414	7,314
TOTAL REQUIREMENTS	$ 66,384	$ 61,900	$ 108,600	$ 136,314	$ 136,314	$ 27,714
Operating Revenues						
Water Sales (Present Rates)	$ 34,269	$ 35,000	$ 26,959	$ 39,000	$ 39,000	$ 12,041
Water Sales (Prop Rate Incr)			4,600	6,000	6,000	1,400
Other Services		7,600	100	11,100	11,100	11,000
Total Operating Revenue	34,269	42,600	31,659	56,100	56,100	24,441
Non-Operating Revenues						
Interest	13,077	9,000	3,500	9,000	9,000	5,500
Contributions for Construction	2,640	1,500	2,000	2,000	2,000	
Other Revenues	125	300	1,127	300	300	-827
Property Taxes & Assess	5,836	6,300	6,000	6,500	6,500	500
Home & B I Exemption	252	300	300	300	300	
Rev Appl to Prior Yr.	1,525					
Total Non-Oper Revenues	23,455	17,400	12,927	18,100	18,100	5,173
Total Oper and Non-Oper Revenues	57,724	60,000	44,586	74,200	74,200	29,614
Available Fund Balance.	72,673	64,014	64,014	62,114	62,114	-1,900
TOTAL AVAILABLE FUNDS	$ 130,397	$ 124,014	$ 108,600	$ 136,314	$ 136,314	$ 27,714

OPERATIONS OF ENTERPRISE FUND--SCHEDULE 10

WATERWORKS DISTRICT NO. 24 PEARBLOSSOM
DEBT SERVICE

OPERATING DETAILS	Actual Prior Year 1982-83	Estimated Current Year 1983-84	Adjusted Allowance 1983-84	Requested Fiscal Year 1984-85	Approved by Board of Supervisors Fiscal Year 1984-85	Change From Adjusted Allowance
Non-Operating Expenses						
Delinquencies	$	$	$ 1,102	$	$	$ -1,102
Interest on Bonds	4,991	4,605	4,605	4,217	4,217	-388
Bond Redemption	9,000	9,000	9,000	9,000	9,000	
General Reserve			11,207	11,013	11,013	-194
Total Non-Oper Expenses	13,991	13,605	25,914	24,230	24,230	-1,684
TOTAL REQUIREMENTS	$ 13,991	$ 13,605	$ 25,914	$ 24,230	$ 24,230	$ -1,684
Non-Operating Revenues						
Interest	$ 1,168	$ 1,382	$ 1,382	$	$	$ -1,382
Property Taxes & Assess	10,580	11,078	11,078	11,832	11,832	754
Rev Appl to Prior Yr.		89				
Total Non-Oper Revenues	11,748	12,549	12,460	11,832	11,832	-628
Available Fund Balance	15,906	13,454	13,454	12,398	12,398	-1,056
TOTAL AVAILABLE FUNDS	$ 27,654	$ 26,003	$ 25,914	$ 24,230	$ 24,230	$ -1,684

OPERATIONS OF ENTERPRISE FUND-SCHEDULE 10

WATERWORKS DISTRICT NO. 24 PEARBLOSSOM
ACCUMULATIVE CAPITAL OUTLAY

OPERATING DETAILS	Actual Prior Year 1982-83	Estimated Current Year 1983-84	Adjusted Allowance 1983-84	Requested Fiscal Year 1984-85	Approved by Board of Supervisors Fiscal Year 1984-85	Change From Adjusted Allowance
Fixed Assets						
Land			$ 20,000	$ 20,000	$ 20,000	$
Structures & Impr	477	45,000	113,200	144,334	144,334	31,134
Total Fixed Assets	477	45,000	133,200	164,334	164,334	31,134
TOTAL REQUIREMENTS	$ 477	$ 45,000	$ 133,200	$ 164,334	$ 164,334	$ 31,134
Non-Operating Revenues						
Interest	$ 12,174	$ 10,500	$	$ 10,000	$ 10,000	$ 10,000
Standby Charges	14,628	13,500	11,666	40,500	40,500	28,834
Contributions for Construction	3,380	9,000		3,000	3,000	3,000
Property Taxes & Assess	262	300	300	300	300	
Home & B I Exemption	13					
Rev Appl to Prior Yr	-913	1,000				
Total Non-Oper Revenues	29,544	34,300	11,966	53,800	53,800	41,834
Available Fund Balance	89,033	121,234	121,234	110,534	110,534	-10,700
TOTAL AVAILABLE FUNDS	$ 118,577	$ 155,534	$ 133,200	$ 164,334	$ 164,334	$ 31,134

OPERATIONS OF ENTERPRISE FUND--SCHEDULE 10

WATERWORKS DISTRICT NO. 26 EL PORTO BEACH
GENERAL

OPERATING DETAILS	Actual Prior Year 1982-83	Estimated Current Year 1983-84	Adjusted Allowance 1983-84	Requested Fiscal Year 1984-85	Approved by Board of Supervisors Fiscal Year 1984-85	Change From Adjusted Allowance
Operating Expenses						
Source of Supply	$ 58,393	$ 3,396	$ 76,700	$	$	$ -76,700
Pumping Plant	2,036	107	2,700			-2,700
Water Treatment			100			-100
Transmission/Dist	8,189	1,180	15,300			-15,300
Customer Accounts	11,069	969	13,300			-13,300
Admin/General	18,732	4,763	24,600			-24,600
Other Oper W/O Deprec	12,908	157	14,700			-14,700
Other Oper-Deprec	7,728					
Equip Use Chg-Jt Fund	4,795		1,100			-1,100
Total Operating Expense	123,850	10,572	148,500			-148,500
Non-Operating Expenses						
Other		48	100			-100
Exp Appl to Prior Yr.	1,880					
Total Non-Oper Expenses	1,880	48	100			-100
Total Oper and Non-Oper Expenses	125,730	10,620	148,600			-148,600
Fixed Assets						
Structures & Impr	44		200			-200
Approp For Contingency.			6,600			-6,600
TOTAL REQUIREMENTS	$ 125,774	$ 10,620	$ 155,400	$	$	$ -155,400
Operating Revenues						
Water Sales (Present Rates)	$ 86,806	$ 12,786	$ 45,011	$	$	$ -45,011
Total Operating Revenue	86,806	12,786	45,011			-45,011
Non-Operating Revenues						
Interest	19,903	10,127	4,000			-4,000
Contributions for Construction			200			-200
Other Revenues	679	284	159			-159
Rev Appl to Prior Yr.	-362					
Total Non-Oper Revenues	20,220	10,411	4,359			-4,359
Total Oper and Non-Oper Revenues	107,026	23,197	49,370			-49,370
Available Fund Balance.		106,030	106,030			-106,030
Unapprop Fund Balance..		-118,607				
TOTAL AVAILABLE FUNDS..	$ 107,026	$ 10,620	$ 155,400	$	$	$ -155,400

OPERATIONS OF ENTERPRISE FUND--SCHEDULE 10

WATERWORKS DISTRICT NO. 26 El PORTO BEACH
DEBT SERVICE

OPERATING DETAILS	Actual Prior Year 1982-83	Estimated Current Year 1983-84	Adjusted Allowance 1983-84	Requested Fiscal Year 1984-85	Approved by Board of Supervisors Fiscal Year 1984-85	Change From Adjusted Allowance
Non-Operating Expenses						
Interest on Bonds....	$ 383	$ 340	$ 340	$ 298	$ 298	$ -42
Bond Redemption.....	1,000	1,000	1,000	1,000	1,000	
General Reserve.....			549	528	528	-21
Total Non-Oper Expenses	1,383	1,340	1,889	1,826	1,826	-63
TOTAL REQUIREMENTS.....	$ 1,383	$ 1,340	$ 1,889	$ 1,826	$ 1,826	$ -63
Non-Operating Revenues						
Interest.....	$ 106	$ 750	$ 1,148	$	$	$ -1,148
Other Revenues.....		1,675				
Property Taxes & Assess.....	1,217					
Total Non-Oper Revenues	1,323	2,425	1,148			-1,148
Available Fund Balance.	791	741	741	1,826	1,826	1,085
TOTAL AVAILABLE FUNDS..	$ 2,114	$ 3,166	$ 1,889	$ 1,826	$ 1,826	$ -63

OPERATIONS OF ENTERPRISE FUND-SCHEDULE 10

WATERWORKS DISTRICT NO. 26 PORTO BEACH
ACCUMULATIVE CAPITAL OUTLAY

OPERATING DETAILS	Actual Prior Year 1982-83	Estimated Current Year 1983-84	Adjusted Allowance 1983-84	Requested Fiscal Year 1984-85	Approved by Board of Supervisors Fiscal Year 1984-85	Change From Adjusted Allowance
Fixed Assets						
Structures & Impr....	$	$	$	$ 38,953	$ 38,953	$ 38,953
Resv for Water Sys Impr			33,500			-33,500
TOTAL REQUIREMENTS.....	$	$	$ 33,500	$ 38,953	$ 38,953	$ 5,453
Non-Operating Revenues						
Interest.....	$ 3,735	$ 2,380	$ 327	$ 3,400	$ 3,400	$ 3,073
Total Non-Oper Revenues	3,735	2,380	327	3,400	3,400	3,073
Available Fund Balance.		33,173	33,173	35,553	35,553	2,380
TOTAL AVAILABLE FUNDS..	$ 3,735	$ 35,553	$ 33,500	$ 38,953	$ 38,953	$ 5,453

OPERATIONS OF ENTERPRISE FUND--SCHEDULE 10

WATERWORKS DISTRICT NO. 27 LITTLEROCK
GENERAL

OPERATING DETAILS	Actual Prior Year 1982-83	Estimated Current Year 1983-84	Adjusted Allowance 1983-84	Requested Fiscal Year 1984-85	Approved by Board of Supervisors Fiscal Year 1984-85	Change From Adjusted Allowance
Operating Expenses						
Source of Supply	$ 5,456	$ 8,500	$ 5,700	$ 8,700	$ 8,700	$ 3,000
Pumping Plant	62,827	67,900	75,400	76,200	76,200	800
Water Treatment		100	100	100	100	
Transmission/Dist	15,204	19,900	17,500	21,500	21,500	4,000
Customer Accounts	29,377	33,800	30,300	36,600	36,600	6,300
Admin/General	27,258	28,200	25,400	30,300	30,300	4,900
Other Oper W/O Deprec	15,639	17,700	17,900	18,800	18,800	900
Equip Use Chg-Jt Fund	6,300	2,400	1,400	20,400	20,400	19,000
Total Operating Expense	162,061	178,500	173,700	212,600	212,600	38,900
Non-Operating Expenses						
Other		500	100	500	500	400
Exp Appl to Prior Yr.	2,292					
Total Non-Oper Expenses	2,292	500	100	500	500	400
Total Oper and Non-Oper Expenses	164,353	179,000	173,800	213,100	213,100	39,300
Fixed Assets						
Structures & Impr	7,665	16,000	16,000	20,000	20,000	4,000
Approp For Contingency.			28,100	38,000	38,000	9,900
TOTAL REQUIREMENTS	$ 172,018	$ 195,000	$ 217,900	$ 271,100	$ 271,100	$ 53,200
Operating Revenues						
Water Sales (Present Rates)	$ 104,946	$ 138,000	$ 96,535	$ 155,000	$ 155,000	$ 58,465
Water Sales (Prop Rate Incr)			11,500	13,800	13,800	2,300
Other Services	34,814	11,200	33,800	19,846	19,846	-13,954
Total Operating Revenue	139,760	149,200	141,835	188,646	188,646	46,811
Non-Operating Revenues						
Interest	7,762	8,000	2,400	5,300	5,300	2,900
Standby Charges		9,800	9,800			-9,800
Contributions for Construction	26,795	28,000	4,911	15,000	15,000	10,089
Other Revenues	544	700	400	800	800	400
Property Taxes & Assess	1,290	1,500	1,100	1,600	1,600	500
Home & B I Exemption	56	100	100	100	100	
Rev Appl to Prior Yr.	10,475					
Total Non-Oper Revenues	46,922	48,100	18,711	22,800	22,800	4,089
Total Oper and Non-Oper Revenues	186,682	197,300	160,546	211,446	211,446	50,900
Available Fund Balance.	42,689	57,354	57,354	59,654	59,654	2,300
TOTAL AVAILABLE FUNDS	$ 229,371	$ 254,654	$ 217,900	$ 271,100	$ 271,100	$ 53,200

OPERATIONS OF ENTERPRISE FUND-SCHEDULE 10

WATERWORKS DISTRICT NO. 27 LITTLEROCK
ACCUMULATIVE CAPITAL OUTLAY

OPERATING DETAILS	Actual Prior Year 1982-83	Estimated Current Year 1983-84	Adjusted Allowance 1983-84	Requested Fiscal Year 1984-85	Approved by Board of Supervisors Fiscal Year 1984-85	Change From Adjusted Allowance
Fixed Assets						
Structures & Impr....	$ 69	$ 56,600	$ 56,600	$ 36,761	$ 36,761	$ -19,839
TOTAL REQUIREMENTS.....	$ 69	$ 56,600	$ 56,600	$ 36,761	$ 36,761	$ -19,839
Non-Operating Revenues						
Interest.....	$ 6,549	$ 4,700	$	$ 1,400	$ 1,400	$ 1,400
Standby Charges.....	10,376			19,600	19,600	19,600
Property Taxes & Assess.....	456	500	299	500	500	201
Home & B I Exemption.	20					
Rev Appl to Prior Yr.	-372	500				
Total Non-Oper Revenues	17,029	5,700	299	21,500	21,500	21,201
Available Fund Balance.	49,201	56,301	56,301	15,261	15,261	-41,040
Unapprop Fund Balance..		9,860				
TOTAL AVAILABLE FUNDS..	$ 66,230	$ 71,861	$ 56,600	$ 36,761	$ 36,761	$ -19,839

OPERATIONS OF ENTERPRISE FUND--SCHEDULE 10

WATERWORKS DISTRICT NO. 29 MALIBU
GENERAL

OPERATING DETAILS	Actual Prior Year 1982-83	Estimated Current Year 1983-84	Adjusted Allowance 1983-84	Requested Fiscal Year 1984-85	Approved by Board of Supervisors Fiscal Year 1984-85	Change From Adjusted Allowance
Operating Expenses						
Source of Supply	$ 1,117,114	$ 1,412,500	$ 1,345,900	$ 1,643,000	$ 1,643,000	$ 297,100
Pumping Plant	428,695	475,600	544,400	518,800	518,800	-25,600
Water Treatment		100		100	100	100
Transmission/Dist	963,880	780,500	598,900	567,000	567,000	-31,900
Customer Accounts	263,840	306,400	319,200	329,900	329,900	10,700
Admin/General	370,284	379,400	394,900	398,600	398,600	3,700
Other Oper W/O Deprec	230,215	234,000	286,100	247,800	247,800	-38,300
Equip Use Chg-Jt Fund	83,213	32,500	114,000	255,000	255,000	141,000
Total Operating Expense	3,457,241	3,621,000	3,603,400	3,960,200	3,960,200	356,800
Non-Operating Expenses						
Interest on Loan	84,260	76,600	50,000	110,000	110,000	60,000
Principal on Loan	300,000	290,000	290,000	300,000	300,000	10,000
Other	21,516	45,000	35,000	50,000	50,000	15,000
Exp Appl to Prior Yr.	29,627					
Total Non-Oper Expenses	435,403	411,600	375,000	460,000	460,000	85,000
Total Oper and Non-Oper Expenses	3,892,644	4,032,600	3,978,400	4,420,200	4,420,200	441,800
Fixed Assets						
Structures & Impr	179,582	1,405,000	521,000	500,000	500,000	-21,000
Approp For Contingency.			635,629	713,497	713,497	77,868
TOTAL REQUIREMENTS	$ 4,072,226	$ 5,437,600	$ 5,135,029	$ 5,633,697	$ 5,633,697	$ 498,668
Operating Revenues						
Water Sales (Present Rates)	$ 3,080,754	$ 3,309,000	$ 3,334,632	$ 4,030,000	$ 4,030,000	$ 695,368
Water Sales (Loan Surcharge)	498,380	406,000	443,000	406,000	406,000	-37,000
Water Sales (Prop Rate Incr)				282,100	282,100	282,100
Other Services	1,733	1,700		1,900	1,900	1,900
Total Operating Revenue	3,580,867	3,716,700	3,777,632	4,720,000	4,720,000	942,368
Non-Operating Revenues						
Interest	191,583	139,600	45,000	100,000	100,000	55,000
Contributions for Construction	67,623	19,000	40,200	20,000	20,000	-20,200
Other Revenues	40,454	922,100	3,100	22,600	22,600	19,500
Property Taxes & Assess	122,622	133,300	130,000	135,000	135,000	5,000
Home & B I Exemption	5,291	5,200				
Rev Appl to Prior Yr.	3,593	-1,300				
Total Non-Oper Revenues	431,166	1,217,900	218,300	277,600	277,600	59,300
Total Oper and Non-Oper Revenues	4,012,033	4,934,600	3,995,932	4,997,600	4,997,600	1,001,668
Available Fund Balance.	899,291	1,139,097	1,139,097	636,097	636,097	-503,000
Unapprop Fund Balance.	300,000					
TOTAL AVAILABLE FUNDS.	$ 5,211,324	$ 6,073,697	$ 5,135,029	$ 5,633,697	$ 5,633,697	$ 498,668

OPERATIONS OF ENTERPRISE FUND--SCHEDULE 10

WATERWORKS DISTRICT NO. 29 MALIBU
DEBT SERVICE

OPERATING DETAILS	Actual Prior Year 1982-83	Estimated Current Year 1983-84	Adjusted Allowance 1983-84	Requested Fiscal Year 1984-85	Approved by Board of Supervisors Fiscal Year 1984-85	Change From Adjusted Allowance
Non-Operating Expenses						
Delinquencies	$	$	$ 56,218	$	$	$ -56,218
Interest on Bonds	217,281	204,235	204,235	190,767	190,767	-13,468
Bond Redemption	280,000	289,000	289,000	298,000	298,000	9,000
General Reserve			386,685	388,846	388,846	2,161
Total Non-Oper Expenses	497,281	493,235	936,138	877,613	877,613	-58,525
TOTAL REQUIREMENTS	$ 497,281	$ 493,235	$ 936,138	$ 877,613	$ 877,613	$ -58,525
Non-Operating Revenues						
Interest	$ 39,630	$ 37,133	$ 42,973	$	$	$ -42,973
Property Taxes & Assess	419,441	465,382	465,382	440,550	440,550	-24,832
Total Non-Oper Revenues	459,071	502,515	508,355	440,550	440,550	-67,805
Available Fund Balance	465,520	427,783	427,783	437,063	437,063	9,280
TOTAL AVAILABLE FUNDS	$ 924,591	$ 930,298	$ 936,138	$ 877,613	$ 877,613	$ -58,525

OPERATIONS OF ENTERPRISE FUND-SCHEDULE 10

WATERWORKS DISTRICT NO. 29 MALIBU
ACCUMULATIVE CAPITAL OUTLAY

OPERATING DETAILS	Actual Prior Year 1982-83	Estimated Current Year 1983-84	Adjusted Allowance 1983-84	Requested Fiscal Year 1984-85	Approved by Board of Supervisors Fiscal Year 1984-85	Change From Adjusted Allowance
Fixed Assets						
Structures & Impr....	$ 181,615	$ 1,500,000	$ 1,500,000	$ 2,358,793	$ 2,358,793	$ 858,793
Resv for Water Sys Impr			965,793			-965,793
TOTAL REQUIREMENTS.....	$ 181,615	$ 1,500,000	$ 2,465,793	$ 2,358,793	$ 2,358,793	$ -107,000
Operating Revenues						
Water Sales (Prop Rate Incr).....	$	$ 191,452	$ 191,452	$	$	$ -191,452
Water Sales (Fac Surcharge).....	272,339	490,000	537,000	490,000	490,000	-47,000
Total Operating Revenue	272,339	681,452	728,452	490,000	490,000	-238,452
Non-Operating Revenues						
Interest.....	65,101	84,000	80,000	80,000	80,000	
Standby Charges.....	206,802	199,000	199,000	400,000	400,000	201,000
Contributions for Construction.....	149,529	68,000	30,000	68,000	68,000	38,000
Other Revenues.....			165,000	165,000	165,000	
Property Taxes & Assess.....	320,102	340,000	330,000	350,000	350,000	20,000
Home & B I Exemption.	13,871					
Rev Appl to Prior Yr.	-22,273					
Total Non-Oper Revenues	733,132	691,000	804,000	1,063,000	1,063,000	259,000
Total Oper and Non-Oper Revenues.....	1,005,471	1,372,452	1,532,452	1,553,000	1,553,000	20,548
Available Fund Balance.	109,486	933,341	933,341	805,793	805,793	-127,548
TOTAL AVAILABLE FUNDS..	$ 1,114,957	$ 2,305,793	$ 2,465,793	$ 2,358,793	$ 2,358,793	$ -107,000

OPERATIONS OF ENTERPRISE FUND--SCHEDULE 10

WATERWORKS DISTRICT NO. 33 SUN VILLAGE
GENERAL

OPERATING DETAILS	Actual Prior Year 1982-83	Estimated Current Year 1983-84	Adjusted Allowance 1983-84	Requested Fiscal Year 1984-85	Approved by Board of Supervisors Fiscal Year 1984-85	Change From Adjusted Allowance
Operating Expenses						
Source of Supply.....$	29,016	$ 50,400	$ 59,300	$ 65,700	$ 65,700	$ 6,400
Pumping Plant.....	1,811	3,200	3,800	3,400	3,400	-400
Water Treatment.....		100	100	100	100	
Transmission/Dist....	19,393	17,600	24,900	19,000	19,000	-5,900
Customer Accounts....	23,780	28,500	27,900	31,100	31,100	3,200
Admin/General.....	29,910	28,500	29,400	32,600	32,600	3,200
Other Oper W/O Deprec	17,048	15,400	15,300	16,300	16,300	1,000
Equip Use Chg-Jt Fund	5,370	2,000	1,200	17,200	17,200	16,000
Total Operating Expense	126,328	145,700	161,900	185,400	185,400	23,500
Non-Operating Expenses						
Other.....		300	100	300	300	200
Exp Appl to Prior Yr.	37,990					
Total Non-Oper Expenses	37,990	300	100	300	300	200
Total Oper and Non-Oper Expenses.....	164,318	146,000	162,000	185,700	185,700	23,700
Fixed Assets						
Structures & Impr....	2,358	10,000	102,800	129,000	129,000	26,200
Approp For Contingency.			39,700	35,984	35,984	-3,716
TOTAL REQUIREMENTS.....$	166,676	$ 156,000	$ 304,500	$ 350,684	$ 350,684	$ 46,184
Operating Revenues						
Water Sales (Present Rates).....$	94,771	$ 101,000	$ 98,000	$ 111,000	$ 111,000	$ 13,000
Water Sales (Prop Rate Incr).....			9,800	4,700	4,700	-5,100
Other Services.....	315	1,000	100	1,100	1,100	1,000
Total Operating Revenue	95,086	102,000	107,900	116,800	116,800	8,900
Non-Operating Revenues						
Interest.....	31,341	27,000	2,126	20,000	20,000	17,874
Standby Charges.....	41,493					
Contributions for Construction.....	9,563	22,000	5,000	12,000	12,000	7,000
Other Revenues.....	7,049	1,400	1,500	1,400	1,400	-100
Property Taxes & Assess.....	9,744	11,400	10,300	11,600	11,600	1,300
Home & B I Exemption	420	400	390	400	400	10
Rev Appl to Prior Yr.	-6,150	1,500		1,500	1,500	1,500
Total Non-Oper Revenues	93,460	63,700	19,316	46,900	46,900	27,584
Total Oper and Non-Oper Revenues.....	188,546	165,700	127,216	163,700	163,700	36,484
Available Fund Balance.	155,410	177,284	177,284	186,984	186,984	9,700
TOTAL AVAILABLE FUNDS..$	343,956	$ 342,984	$ 304,500	$ 350,684	$ 350,684	$ 46,184

OPERATIONS OF ENTERPRISE FUND--SCHEDULE 10

WATERWORKS DISTRICT NO. 33 SUN VILLAGE
DEBT SERVICE

OPERATING DETAILS	Actual Prior Year 1982-83	Estimated Current Year 1983-84	Adjusted Allowance 1983-84	Requested Fiscal Year 1984-85	Approved by Board of Supervisors Fiscal Year 1984-85	Change From Adjusted Allowance
Non-Operating Expenses						
Delinquencies	$	$	$ 2,551	$	$	$ -2,551
Interest on Bonds	17,320	16,640	16,640	15,900	15,900	-740
Bond Redemption	13,000	13,000	13,000	15,000	15,000	2,000
General Reserve			13,025	12,626	12,626	-399
Total Non-Oper Expenses	30,320	29,640	45,216	43,526	43,526	-1,690
TOTAL REQUIREMENTS	$ 30,320	$ 29,640	$ 45,216	$ 43,526	$ 43,526	$ -1,690
Non-Operating Revenues						
Interest	$ 7,333	$ 1,530	$ 1,312	$	$	$ -1,312
Property Taxes & Assess	20,293	24,372	24,372	27,732	27,732	3,360
Total Non-Oper Revenues	27,626	25,902	25,684	27,732	27,732	2,048
Available Fund Balance	23,008	19,532	19,532	15,794	15,794	-3,738
TOTAL AVAILABLE FUNDS	$ 50,634	$ 45,434	$ 45,216	$ 43,526	$ 43,526	$ -1,690

OPERATIONS OF ENTERPRISE FUND--SCHEDULE 10

WATERWORKS DISTRICT NO. 33 SUN VILLAGE
DEBT SERVICE-ZONE A

OPERATING DETAILS	Actual Prior Year 1982-83	Estimated Current Year 1983-84	Adjusted Allowance 1983-84	Requested Fiscal Year 1984-85	Approved by Board of Supervisors Fiscal Year 1984-85	Change From Adjusted Allowance
Non-Operating Expenses						
Delinquencies.....	$	$	$ 32	$	$	$ -32
Interest on Bonds....	5,520	5,280	5,280	5,040	5,040	-240
Bond Redemption.....	3,000	3,000	3,000	3,000	3,000	
General Reserve.....			2,520	2,400	2,400	-120
Total Non-Oper Expenses	8,520	8,280	10,832	10,440	10,440	-392
TOTAL REQUIREMENTS.....	$ 8,520	$ 8,280	$ 10,832	$ 10,440	$ 10,440	$ -392
Non-Operating Revenues						
Interest.....	$ 8,652	$ 191	$ 223	$	$	$ -223
Property Taxes & Assess.....		642	642	7,920	7,920	7,278
Total Non-Oper Revenues	8,652	833	865	7,920	7,920	7,055
Available Fund Balance.	11,048	9,967	9,967	2,520	2,520	-7,447
TOTAL AVAILABLE FUNDS..	$ 19,700	$ 10,800	$ 10,832	$ 10,440	$ 10,440	$ -392

OPERATIONS OF ENTERPRISE FUND-SCHEDULE 10

WATERWORKS DISTRICT NO. 33 SUN VILLAGE
ACCUMULATIVE CAPITAL OUTLAY

OPERATING DETAILS	Actual Prior Year 1982-83	Estimated Current Year 1983-84	Adjusted Allowance 1983-84	Requested Fiscal Year 1984-85	Approved by Board of Supervisors Fiscal Year 1984-85	Change From Adjusted Allowance
Fixed Assets						
Structures & Impr....	$	$ 210,000	$ 298,000	$ 292,773	$ 292,773	$ -5,227
TOTAL REQUIREMENTS.....	$	$ 210,000	$ 298,000	$ 292,773	$ 292,773	$ -5,227
Non-Operating Revenues						
Interest.....	$ 26,473	$ 27,000	$	$ 10,700	$ 10,700	$ 10,700
Standby Charges.....		40,000	15,967	80,000	80,000	64,033
Contributions for Construction.....	31,522	40,000		10,000	10,000	10,000
Property Taxes & Assess.....	9,907	11,600	10,000	11,000	11,000	1,000
Home & B I Exemption.	428	400	360	400	400	40
Rev Appl to Prior Yr.	1,012					
Total Non-Oper Revenues	69,342	119,000	26,327	112,100	112,100	85,773
Available Fund Balance..	198,740	271,673	271,673	180,673	180,673	-91,000
TOTAL AVAILABLE FUNDS..	$ 268,082	$ 390,673	$ 298,000	$ 292,773	$ 292,773	$ -5,227

OPERATIONS OF ENTERPRISE FUND--SCHEDULE 10

WATERWORKS DISTRICT NO. 34 DESERT VIEW HIGHLANDS
GENERAL

OPERATING DETAILS	Actual Prior Year 1982-83	Estimated Current Year 1983-84	Adjusted Allowance 1983-84	Requested Fiscal Year 1984-85	Approved by Board of Supervisors Fiscal Year 1984-85	Change From Adjusted Allowance
Operating Expenses						
Source of Supply	$ 104,597	$ 167,100	$ 207,400	$ 209,100	$ 209,100	$ 1,700
Pumping Plant	33,507	39,200	42,400	46,400	46,400	4,000
Water Treatment		100	100	100	100	
Transmission/Dist	48,067	54,000	60,000	60,200	60,200	200
Customer Accounts	37,765	44,800	48,600	50,800	50,800	2,200
Admin/General	56,276	67,000	65,300	73,900	73,900	8,600
Other Oper W/O Deprec	37,170	38,200	41,400	40,900	40,900	-500
Equip Use Chg-Jt Fund	14,344	5,800	3,300	45,000	45,000	41,700
Total Operating Expense	331,726	416,200	468,500	526,400	526,400	57,900
Non-Operating Expenses						
Other		1,000	300	1,000	1,000	700
Exp Appl to Prior Yr.	5,447					
Total Non-Oper Expenses	5,447	1,000	300	1,000	1,000	700
Total Oper and Non-Oper Expenses	337,173	417,200	468,800	527,400	527,400	58,600
Fixed Assets						
Structures & Impr	3,792	10,000	30,000	234,000	234,000	204,000
Approp For Contingency.			74,600	114,217	114,217	39,617
TOTAL REQUIREMENTS	$ 340,965	$ 427,200	$ 573,400	$ 875,617	$ 875,617	$ 302,217
Operating Revenues						
Water Sales (Present Rates)	$ 359,169	$ 399,000	$ 222,225	$ 455,000	$ 455,000	$ 232,775
Water Sales (Prop Rate Incr)			51,600	31,800	31,800	-19,800
Other Services		1,100	100	1,100	1,100	1,000
Total Operating Revenue	359,169	400,100	273,925	487,900	487,900	213,975
Non-Operating Revenues						
Interest	43,704	35,000	9,000	30,000	30,000	21,000
Contributions for Construction	3,832	16,000	2,000	20,000	20,000	18,000
Other Revenues	5,599	3,200	558	3,200	3,200	2,642
Property Taxes & Assess	16,184	17,300	16,500	18,000	18,000	1,500
Home & B I Exemption	698	700	700	700	700	
Rev Appl to Prior Yr.	14,655					
Total Non-Oper Revenues	84,672	72,200	28,758	71,900	71,900	43,142
Total Oper and Non-Oper Revenues	443,841	472,300	302,683	559,800	559,800	257,117
Available Fund Balance.	170,842	270,717	270,717	315,817	315,817	45,100
TOTAL AVAILABLE FUNDS	$ 614,683	$ 743,017	$ 573,400	$ 875,617	$ 875,617	$ 302,217

OPERATIONS OF ENTERPRISE FUND--SCHEDULE 10

WATERWORKS DISTRICT NO. 34 DESERT VIEW HIGHLANDS
DEBT SERVICE

OPERATING DETAILS	Actual Prior Year 1982-83	Estimated Current Year 1983-84	Adjusted Allowance 1983-84	Requested Fiscal Year 1984-85	Approved by Board of Supervisors Fiscal Year 1984-85	Change From Adjusted Allowance
Non-Operating Expenses						
Delinquencies	$	$	$ 605	$	$	$ -605
Interest on Bonds	11,093	10,778	10,778	10,440	10,440	-338
Bond Redemption	7,000	7,000	7,000	8,000	8,000	1,000
General Reserve			13,310	13,130	13,130	-180
Total Non-Oper Expenses	18,093	17,778	31,693	31,570	31,570	-123
TOTAL REQUIREMENTS	$ 18,093	$ 17,778	$ 31,693	$ 31,570	$ 31,570	$ -123
Non-Operating Revenues						
Interest	$ 1,067	$ 1,545	$ 1,545	$	$	$ -1,545
Property Taxes & Assess	14,797	11,319	11,319	17,118	17,118	5,799
Home & B I Exemption	1,291	1,022	1,022			-1,022
Rev Appl to Prior Yr.		1,837	1,300			-1,300
Total Non-Oper Revenues	17,155	15,723	15,186	17,118	17,118	1,932
Available Fund Balance.	15,651	16,507	16,507	14,452	14,452	-2,055
TOTAL AVAILABLE FUNDS	$ 32,806	$ 32,230	$ 31,693	$ 31,570	$ 31,570	$ -123

OPERATIONS OF ENTERPRISE FUND-SCHEDULE 10

WATERWORKS DISTRICT NO. 34 DESERT VIEW HIGHLANDS
ACCUMULATIVE CAPITAL OUTLAY

OPERATING DETAILS	Actual Prior Year 1982-83	Estimated Current Year 1983-84	Adjusted Allowance 1983-84	Requested Fiscal Year 1984-85	Approved by Board of Supervisors Fiscal Year 1984-85	Change From Adjusted Allowance
Fixed Assets						
Structures & Impr....	$ 188,992	$	$ 208,000	$ 321,843	$ 321,843	$ 113,843
TOTAL REQUIREMENTS.....	$ 188,992	$	$ 208,000	$ 321,843	$ 321,843	$ 113,843
Non-Operating Revenues						
Interest.....	$ 35,775	$ 18,200	$	$ 22,500	$ 22,500	$ 22,500
Standby Charges.....	24,147	23,000	2,009	46,000	46,000	43,991
Contribution for Construction.....	20,426					
Property Taxes & Assess.....	2,776	3,000	2,800	3,000	3,000	200
Home & B I Exemption.	120		48			-48
Rev Appl to Prior Yr.	-1,305	3,000				
Total Non-Oper Revenues	81,939	47,200	4,857	71,500	71,500	66,643
Available Fund Balance.	304,352	203,143	203,143	250,343	250,343	47,200
TOTAL AVAILABLE FUNDS..	$ 386,291	$ 250,343	$ 208,000	$ 321,843	$ 321,843	$ 113,843

OPERATIONS OF ENTERPRISE FUND--SCHEDULE 10

WATERWORKS DISTRICT NO. 35 NORTHEAST L.A. COUNTY
GENERAL

OPERATING DETAILS	Actual Prior Year 1982-83	Estimated Current Year 1983-84	Adjusted Allowance 1983-84	Requested Fiscal Year 1984-85	Approved by Board of Supervisors Fiscal Year 1984-85	Change From Adjusted Allowance
Operating Expenses						
Source of Supply	$ 10,709	$ 13,600	$ 15,400	$ 14,800	$ 14,800	$ -600
Pumping Plant	30,332	31,000	38,200	34,800	34,800	-3,400
Water Treatment		200	200	200	200	
Transmission/Dist	15,405	28,300	15,700	30,700	30,700	15,000
Customer Accounts	10,083	10,800	14,300	11,600	11,600	-2,700
Admin/General	8,306	12,400	9,600	13,500	13,500	3,900
Other Oper W/O Deprec	5,395	5,200	6,300	5,700	5,700	-600
Equip Use Chg-Jt Fund	1,778	700	700	5,600	5,600	4,900
Total Operating Expense	82,008	102,200	100,400	116,900	116,900	16,500
Non-Operating Expenses						
Interest on Loan	2,355					
Other		1,000	300	1,000	1,000	700
Exp Appl to Prior Yr.	311					
Total Non-Oper Expenses	2,666	1,000	300	1,000	1,000	700
Total Oper and Non-Oper Expenses	84,674	103,200	100,700	117,900	117,900	17,200
Fixed Assets						
Structures & Impr	3,150	4,000	2,000	52,000	52,000	50,000
Approp For Contingency.			15,400	25,611	25,611	10,211
TOTAL REQUIREMENTS	$ 87,824	$ 107,200	$ 118,100	$ 195,511	$ 195,511	$ 77,411
Operating Revenues						
Water Sales (Present Rates)	$ 28,266	$ 27,000	$ 26,000	$ 29,000	$ 29,000	$ 3,000
Water Sales (Prop Rate Incr)			3,900	2,000	2,000	-1,900
Other Services		100		100	100	100
Total Operating Revenue	28,266	27,100	29,900	31,100	31,100	1,200
Non-Operating Revenues						
Interest	99,495	91,000	25,489	79,000	79,000	53,511
Contributions for Construction	3,488	2,000	2,000	4,000	4,000	2,000
Other Revenues	549	1,100		1,000	1,000	1,000
Property Taxes & Assess	5,128	5,500	5,500	5,500	5,500	
Home & B I Exemption	221	200	200	200	200	
Rev Appl to Prior Yr.	-313					
Total Non-Oper Revenues	108,568	99,800	33,189	89,700	89,700	56,511
Total Oper and Non-Oper Revenues	136,834	126,900	63,089	120,800	120,800	57,711
Available Fund Balance.	3,461	55,011	55,011	74,711	74,711	19,700
TOTAL AVAILABLE FUNDS	$ 140,295	$ 181,911	$ 118,100	$ 195,511	$ 195,511	$ 77,411

OPERATIONS OF ENTERPRISE FUND--SCHEDULE 10

WATERWORKS DISTRICT NO. 35 NORTHEAST L. A. COUNTY
DEBT SERVICE

OPERATING DETAILS	Actual Prior Year 1982-83	Estimated Current Year 1983-84	Adjusted Allowance 1983-84	Requested Fiscal Year 1984-85	Approved by Board of Supervisors Fiscal Year 1984-85	Change From Adjusted Allowance
Non-Operating Expenses						
Delinquencies	$	$	$ 3,967	$	$	$ -3,967
Interest on Bonds	30,888	29,700	29,700	28,513	28,513	-1,187
Bond Redemption	25,000	25,000	25,000	25,000	25,000	
General Reserve			14,257	13,663	13,663	-594
Total Non-Oper Expenses	55,888	54,700	72,924	67,176	67,176	-5,748
TOTAL REQUIREMENTS	$ 55,888	$ 54,700	$ 72,924	$ 67,176	$ 67,176	$ -5,748
Non-Operating Revenues						
Interest	$ 5,753	$ 5,320	$ 2,575	$	$	$ -2,575
Property Taxes & Assess	42,214	35,969	35,969	46,207	46,207	10,238
Total Non-Oper Revenues	47,967	41,289	38,544	46,207	46,207	7,663
Available Fund Balance	43,495	34,380	34,380	20,969	20,969	-13,411
TOTAL AVAILABLE FUNDS	$ 91,462	$ 75,669	$ 72,924	$ 67,176	$ 67,176	$ -5,748

OPERATIONS OF ENTERPRISE FUND-SCHEDULE 10

WATERWORKS DISTRICT NO. 35 NORTHEAST L.A. COUNTY
ACCUMULATIVE CAPITAL OUTLAY

OPERATING DETAILS	Actual Prior Year 1982-83	Estimated Current Year 1983-84	Adjusted Allowance 1983-84	Requested Fiscal Year 1984-85	Approved by Board of Supervisors Fiscal Year 1984-85	Change From Adjusted Allowance
Fixed Assets						
Land	$	$	$ 20,000	$ 20,000	$ 20,000	$
Structures & Impr.	27,352	5,000	590,000	590,000	590,000	
Total Fixed Assets	27,352	5,000	610,000	610,000	610,000	
Resv for Water Sys Impr			983,812	1,293,954	1,293,954	310,142
TOTAL REQUIREMENTS	$ 27,352	$ 5,000	$ 1,593,812	$ 1,903,954	$ 1,903,954	$ 310,142
Non-Operating Revenues						
Interest	$ 58,923	$ 60,000	$ 25,000	$ 83,000	$ 83,000	$ 58,000
Contributions for Construction	1,255	2,000		2,000	2,000	2,000
Other Revenues	210,000	290,000	219,358			-219,358
Property Taxes & Assess	106,026	117,200	110,000	120,000	120,000	10,000
Home & B I Exemption	4,590		4,700			-4,700
Total Non-Oper Revenues	380,794	469,200	359,058	205,000	205,000	-154,058
Available Fund Balance	881,312	1,234,754	1,234,754	1,698,954	1,698,954	464,200
TOTAL AVAILABLE FUNDS	$ 1,262,106	$ 1,703,954	$ 1,593,812	$ 1,903,954	$ 1,903,954	$ 310,142

OPERATIONS OF ENTERPRISE FUND--SCHEDULE 10

WATERWORKS DISTRICT NO. 36 VAL VERDE
GENERAL

OPERATING DETAILS	Actual Prior Year 1982-83	Estimated Current Year 1983-84	Adjusted Allowance 1983-84	Requested Fiscal Year 1984-85	Approved by Board of Supervisors Fiscal Year 1984-85	Change From Adjusted Allowance
Operating Expenses						
Source of Supply	$ 26,788	$ 32,200	$ 37,200	$ 34,000	$ 34,000	$ -3,200
Pumping Plant	34,606	36,700	37,900	41,700	41,700	3,800
Water Treatment	111	500	3,800	500	500	-3,300
Transmission/Dist	68,463	30,900	35,100	33,200	33,200	-1,900
Customer Accounts	26,469	30,300	26,300	31,100	31,100	4,800
Admin/General	16,536	18,500	17,500	20,900	20,900	3,400
Other Oper W/O Deprec	9,633	9,900	9,700	10,700	10,700	1,000
Equip Use Chg-Jt Fund	3,477	1,400	800	11,100	11,100	10,300
Total Operating Expense	186,083	160,400	168,300	183,200	183,200	14,900
Non-Operating Expenses						
Interest on Loan	2,355	1,700	1,500	1,300	1,300	-200
Principal on Loan	4,600	4,500	4,600	4,500	4,500	-100
Other	138	300	100	300	300	200
Exp Appl to Prior Yr	1,266	-16,217				
Total Non-Oper Expenses	8,359	-9,717	6,200	6,100	6,100	-100
Total Oper and Non-Oper Expenses	194,442	150,683	174,500	189,300	189,300	14,800
Fixed Assets						
Structures & Impr	3,681	3,000	7,000	7,000	7,000	
Approp For Contingency			13,983	16,000	16,000	2,017
TOTAL REQUIREMENTS	$ 198,123	$ 153,683	$ 195,483	$ 212,300	$ 212,300	$ 16,817
Operating Revenues						
Water Sales (Present Rates)	$ 84,686	$ 113,500	$ 86,000	$ 123,600	$ 123,600	$ 37,600
Water Sales (Prop Rate Incr)			12,900	8,600	8,600	-4,300
Other Services		400	200	400	400	200
Total Operating Revenue	84,686	113,900	99,100	132,600	132,600	33,500
Non-Operating Revenues						
Interest	17,410	6,600	1,000	3,000	3,000	2,000
Standby Charges	5,619		49,800	50,100	50,100	300
Contributions for Construction	12,556	8,000	5,000	7,000	7,000	2,000
Other Revenues	5,154	3,000	500	1,100	1,100	600
Rev Appl to Prior Yr	-3,080	600				
Total Non-Oper Revenues	37,659	18,200	56,300	61,200	61,200	4,900
Total Oper and Non-Oper Revenues	122,345	132,100	155,400	193,800	193,800	38,400
Available Fund Balance	110,125	40,083	40,083	18,500	18,500	-21,583
TOTAL AVAILABLE FUNDS	$ 232,470	$ 172,183	$ 195,483	$ 212,300	$ 212,300	$ 16,817

OPERATIONS OF ENTERPRISE FUND--SCHEDULE 10

WATERWORKS DISTRICT NO. 36 VAL VERDE
DEBT SERVICE

OPERATING DETAILS	Actual Prior Year 1982-83	Estimated Current Year 1983-84	Adjusted Allowance 1983-84	Requested Fiscal Year 1984-85	Approved by Board of Supervisors Fiscal Year 1984-85	Change From Adjusted Allowance
Non-Operating Expenses						
Delinquencies	$	$	$ 2,163	$	$	$ -2,163
Interest on Bonds	9,828	9,258	9,258	8,623	8,623	-635
Bond Redemption	11,000	11,000	11,000	13,000	13,000	2,000
General Reserve			9,393	9,044	9,044	-349
Total Non-Oper Expenses	20,828	20,258	31,814	30,667	30,667	-1,147
TOTAL REQUIREMENTS	$ 20,828	$ 20,258	$ 31,814	$ 30,667	$ 30,667	$ -1,147
Non-Operating Revenues						
Interest	$ 1,334	$ 1,184	$ 1,184	$	$	$ -1,184
Property Taxes & Assess	20,120	15,709	15,709	19,366	19,366	3,657
Home & B I Exemption	527	379	379			-379
Rev Appl to Prior Yr.		445	700			-700
Total Non-Oper Revenues	21,981	17,717	17,972	19,366	19,366	1,394
Available Fund Balance.	12,957	13,842	13,842	11,301	11,301	-2,541
TOTAL AVAILABLE FUNDS	$ 34,938	$ 31,559	$ 31,814	$ 30,667	$ 30,667	$ -1,147

OPERATIONS OF ENTERPRISE FUND-SCHEDULE 10

WATERWORKS DISTRICT NO. 36 VAL VERDE
ACCUMULATIVE CAPITAL OUTLAY

OPERATING DETAILS	Actual Prior Year 1982-83	Estimated Current Year 1983-84	Adjusted Allowance 1983-84	Requested Fiscal Year 1984-85	Approved by Board of Supervisors Fiscal Year 1984-85	Change From Adjusted Allowance
Fixed Assets						
Structures & Impr....	$ 32,535	$ 3,000	$ 68,108	$ 108,619	$ 108,619	$ 40,511
TOTAL REQUIREMENTS.....	$ 32,535	$ 3,000	$ 68,108	$ 108,619	$ 108,619	$ 40,511
Non-Operating Revenues						
Interest.....	$ 10,627	$ 8,500	$	$ 9,400	$ 9,400	$ 9,400
Contributions for Construction.....	35,130	1,000		1,000	1,000	1,000
Property Taxes & Assess.....	2,288	3,000	2,000	3,000	3,000	1,000
Home & B I Exemption.	99					
Total Non-Oper Revenues	48,144	12,500	2,000	13,400	13,400	11,400
Available Fund Balance.	70,208	85,719	66,008	95,219	95,219	29,211
TOTAL AVAILABLE FUNDS..	$ 118,352	$ 98,219	$ 68,008	$ 108,619	$ 108,619	$ 40,611

OPERATIONS OF ENTERPRISE FUND--SCHEDULE 10

WATERWORKS DISTRICT NO. 37 ACTON
GENERAL

OPERATING DETAILS	Actual Prior Year 1982-83	Estimated Current Year 1983-84	Adjusted Allowance 1983-84	Requested Fiscal Year 1984-85	Approved by Board of Supervisors Fiscal Year 1984-85	Change From Adjusted Allowance
Operating Expenses						
Source of Supply	$ 2,013	$ 2,800	$ 3,000	$ 3,100	$ 3,100	$ 100
Pumping Plant	31,378	35,300	34,100	40,100	40,100	6,000
Water Treatment		100		100	100	100
Transmission/Dist	16,315	16,300	11,100	17,200	17,200	6,100
Customer Accounts	17,368	23,900	24,300	27,200	27,200	2,900
Admin/General	22,927	26,400	31,900	29,800	29,800	-2,100
Other Oper W/O Deprec	9,014	9,400	10,400	10,000	10,000	-400
Equip Use Chg-Jt Fund	3,410	1,500	1,000	11,600	11,600	10,600
Total Operating Expense	102,425	115,700	115,800	139,100	139,100	23,300
Non-Operating Expenses						
Other		1,300	1,300	1,300	1,300	
Exp Appl to Prior Yr.	1,187					
Total Non-Oper Expenses	1,187	1,300	1,300	1,300	1,300	
Total Oper and Non-Oper Expenses	103,612	117,000	117,100	140,400	140,400	23,300
Fixed Assets						
Structures & Impr	30,375	40,000	85,000	185,000	185,000	100,000
Approp For Contingency.			30,300	49,420	49,420	19,120
TOTAL REQUIREMENTS	$ 133,987	$ 157,000	$ 232,400	$ 374,820	$ 374,820	$ 142,420
Operating Revenues						
Water Sales (Present Rates)	$ 91,923	$ 119,000	$ 75,706	$ 133,000	$ 133,000	$ 57,294
Water Sales (Prop Rate Incr)			9,500	9,300	9,300	-200
Other Services	70	700		800	800	800
Total Operating Revenue	91,993	119,700	85,206	143,100	143,100	57,894
Non-Operating Revenues						
Interest	20,344	16,500		16,500	16,500	16,500
Contributions for Construction	26,482	37,300		30,000	30,000	30,000
Other Revenues	1,085	1,500	474	1,500	1,500	1,026
Property Taxes & Assess	13,543	15,400	13,000	16,000	16,000	3,000
Home & B I Exemption	585	600	600	600	600	
Rev Appl to Prior Yr.	10,149					
Total Non-Oper Revenues	72,188	71,300	14,074	64,600	64,600	50,526
Total Oper and Non-Oper Revenues	164,181	191,000	99,280	207,700	207,700	108,420
Available Fund Balance.	102,926	133,120	133,120	167,120	167,120	34,000
TOTAL AVAILABLE FUNDS	$ 267,107	$ 324,120	$ 232,400	$ 374,820	$ 374,820	$ 142,420

OPERATIONS OF ENTERPRISE FUND--SCHEDULE 10

WATERWORKS DISTRICT NO. 37 ACTON
DEBT SERVICE

OPERATING DETAILS	Actual Prior Year 1982-83	Estimated Current Year 1983-84	Adjusted Allowance 1983-84	Requested Fiscal Year 1984-85	Approved by Board of Supervisors Fiscal Year 1984-85	Change From Adjusted Allowance
Non-Operating Expenses						
Delinquencies	$	$	$ 3,325	$	$	$ -3,325
Interest on Bonds	18,125	17,500	17,500	16,875	16,875	-625
Bond Redemption	10,000	10,000	10,000	10,000	10,000	
General Reserve			18,594	18,282	18,282	-312
Total Non-Oper Expenses	28,125	27,500	49,419	45,157	45,157	-4,262
TOTAL REQUIREMENTS	$ 28,125	$ 27,500	$ 49,419	$ 45,157	$ 45,157	$ -4,262
Non-Operating Revenues						
Interest	$ 2,750	$ 1,276	$ 2,022	$	$	$ -2,022
Property Taxes & Assess	22,589	22,823	22,823	24,784	24,784	1,961
Home & B I Exemption	740	653	653			-653
Rev Appl to Prior Yr.			800			-800
Total Non-Oper Revenues	26,079	24,752	26,298	24,784	24,784	-1,514
Available Fund Balance.	24,996	23,121	23,121	20,373	20,373	-2,748
TOTAL AVAILABLE FUNDS	$ 51,075	$ 47,873	$ 49,419	$ 45,157	$ 45,157	$ -4,262

OPERATIONS OF ENTERPRISE FUND-SCHEDULE 10

WATERWORKS DISTRICT NO. 37 ACTON
ACCUMULATIVE CAPITAL OUTLAY

OPERATING DETAILS	Actual Prior Year 1982-83	Estimated Current Year 1983-84	Adjusted Allowance 1983-84	Requested Fiscal Year 1984-85	Approved by Board of Supervisors Fiscal Year 1984-85	Change From Adjusted Allowance
Fixed Assets						
Structures & Impr....	$ 61	$	$ 350,000	$ 350,000	$ 350,000	$
Resv for Water Sys Impr			128,500	374,691	374,691	246,191
TOTAL REQUIREMENTS.....	$ 61	$	$ 478,500	$ 724,691	$ 724,691	$ 246,191
Non-Operating Revenues						
Interest.....	$ 44,615	$ 39,500	$	$ 50,700	$ 50,700	$ 50,700
Standby Charges.....	50,361	45,000	39,009	90,000	90,000	50,991
Contributions for Construction.....	8,909	37,000		20,000	20,000	20,000
Rev Appl to Prior Yr.	-5,013	3,000				
Total Non-Oper Revenues	98,872	124,500	39,009	160,700	160,700	121,691
Available Fund Balance.	340,680	439,491	439,491	563,991	563,991	124,500
TOTAL AVAILABLE FUNDS..	$ 439,552	$ 563,991	$ 478,500	$ 724,691	$ 724,691	$ 246,191

OPERATIONS OF ENTERPRISE FUND--SCHEDULE 10

WATERWORKS DISTRICT NO. 38 LAKE LOS ANGELES
GENERAL

OPERATING DETAILS	Actual Prior Year 1982-83	Estimated Current Year 1983-84	Adjusted Allowance 1983-84	Requested Fiscal Year 1984-85	Approved by Board of Supervisors Fiscal Year 1984-85	Change From Adjusted Allowance
Operating Expenses						
Source of Supply	$ 3,536	$ 9,700	$ 15,700	$ 13,000	$ 13,000	$ -2,700
Pumping Plant	61,322	71,700	63,100	82,800	82,800	19,700
Water Treatment		100	100	100	100	
Transmission/Dist	28,173	22,800	31,000	24,300	24,300	-6,700
Customer Accounts	27,380	38,300	36,100	41,900	41,900	5,800
Admin/General	32,099	35,900	39,300	38,500	38,500	-800
Other Oper W/O Deprec	22,709	23,100	27,100	24,500	24,500	-2,600
Equip Use Chg-Jt Fund	8,636	3,000	2,600	26,300	26,300	23,700
Total Operating Expense	183,855	204,600	215,000	251,400	251,400	36,400
Non-Operating Expenses						
Other		18,500		500	500	500
Exp Appl to Prior Yr.	3,355		1,000			-1,000
Total Non-Oper Expenses	3,355	18,500	1,000	500	500	-500
Total Oper and Non-Oper Expenses	187,210	223,100	216,000	251,900	251,900	35,900
Fixed Assets						
Structures & Impr.	2,514	5,000	6,000	15,000	15,000	9,000
Approp For Contingency.			37,900	39,969	39,969	2,069
TOTAL REQUIREMENTS	$ 189,724	$ 228,100	$ 259,900	$ 306,869	$ 306,869	$ 46,969
Operating Revenues						
Water Sales (Present Rates)	$ 118,822	$ 136,000	$ 86,738	$ 175,000	$ 175,000	$ 88,262
Water Sales (Prop Rate Incr)			19,300	12,500	12,500	-6,800
Other Services		1,100	100	1,100	1,100	1,000
Total Operating Revenue	118,822	137,100	106,138	188,600	188,600	82,462
Non-Operating Revenues						
Interest	26,929	12,000		8,700	8,700	8,700
Standby Charges		26,000	26,000			-26,000
Contributions for Construction	12,385	14,000		15,000	15,000	15,000
Other Revenues	5,297	1,000	893	1,000	1,000	107
Property Taxes & Assess	3,537	4,000	3,500	4,000	4,000	500
Home & B I Exemption	153	200	200	200	200	
Rev Appl to Prior Yr.	-8,988					
Total Non-Oper Revenues	39,313	57,200	30,593	28,900	28,900	-1,693
Total Oper and Non-Oper Revenues	158,135	194,300	136,731	217,500	217,500	80,769
Available Fund Balance.	154,757	123,169	123,169	89,369	89,369	-33,800
TOTAL AVAILABLE FUNDS	$ 312,892	$ 317,469	$ 259,900	$ 306,869	$ 306,869	$ 46,969

OPERATIONS OF ENTERPRISE FUND-SCHEDULE 10

WATERWORKS DISTRICT NO. 38 LAKE LOS ANGELES
ACCUMULATIVE CAPITAL OUTLAY

OPERATING DETAILS	Actual Prior Year 1982-83	Estimated Current Year 1983-84	Adjusted Allowance 1983-84	Requested Fiscal Year 1984-85	Approved by Board of Supervisors Fiscal Year 1984-85	Change From Adjusted Allowance
Fixed Assets						
Structures & Impr....	$ 74,169	$	$ 23,883	$ 112,506	$ 112,506	$ 88,623
TOTAL REQUIREMENTS.....	$ 74,169	$	$ 23,883	$ 112,506	$ 112,506	$ 88,623
Non-Operating Revenues						
Interest.....	$ 8,134	$ 3,900	$	$ 5,000	$ 5,000	$ 5,000
Standby Charges.....	32,160	26,000		52,000	52,000	52,000
Rev Appl to Prior Yr.	-3,203	1,000				
Total Non-Oper Revenues	37,091	30,900		57,000	57,000	57,000
Available Fund Balance.	61,683	24,606	23,883	55,506	55,506	31,623
TOTAL AVAILABLE FUNDS..	$ 98,774	$ 55,506	$ 23,883	$ 112,506	$ 112,506	$ 88,623

OPERATIONS OF ENTERPRISE FUND--SCHEDULE 10

WATERWORKS DISTRICT NO. 39 ROCK CREEK
GENERAL

OPERATING DETAILS	Actual Prior Year 1982-83	Estimated Current Year 1983-84	Adjusted Allowance 1983-84	Requested Fiscal Year 1984-85	Approved by Board of Supervisors Fiscal Year 1984-85	Change From Adjusted Allowance
Operating Expenses						
Source of Supply	$ 4,244	$ 5,700	$ 6,600	$ 6,300	$ 6,300	$ -300
Pumping Plant	12,554	14,400	17,900	18,300	18,300	400
Water Treatment		200	200	200	200	
Transmission/Dist	30,723	29,100	18,100	31,000	31,000	12,900
Customer Accounts	7,459	13,100	15,500	14,300	14,300	-1,200
Admin/General	10,061	10,600	9,000	11,500	11,500	2,500
Other Oper W/O Deprec	7,111	5,900	6,300	6,200	6,200	-100
Equip Use Chg-Jt Fund	1,920	800	700	6,500	6,500	5,800
Total Operating Expense	74,072	79,800	74,300	94,300	94,300	20,000
Non-Operating Expenses						
Interest on Loan	979	700	700	400	400	-300
Principal on Loan	3,000	3,400	3,000	3,000	3,000	
Other	748	2,100	1,000	2,000	2,000	1,000
Exp Appl to Prior Yr.	529					
Total Non-Oper Expenses	5,256	6,200	4,700	5,400	5,400	700
Total Oper and Non-Oper Expenses	79,328	86,000	79,000	99,700	99,700	20,700
Fixed Assets						
Structures & Impr.	5,014	25,000	53,100	89,000	89,000	35,900
Approp For Contingency.			20,000	28,013	28,013	8,013
TOTAL REQUIREMENTS	$ 84,342	$ 111,000	$ 152,100	$ 216,713	$ 216,713	$ 64,613
Operating Revenues						
Water Sales (Present Rates)	$ 61,810	$ 63,400	$ 3,187	$ 64,600	$ 64,600	$ 61,413
Other Services		100		100	100	100
Total Operating Revenue	61,810	63,500	3,187	64,700	64,700	61,513
Non-Operating Revenues						
Interest	22,927	13,000		11,000	11,000	11,000
Contributions for Construction	3,318	8,000		5,000	5,000	5,000
Other Revenues	515	700		700	700	700
Property Taxes & Assess	10,763	11,700	12,000	12,000	12,000	
Home & B I Exemption	464	500	500	500	500	
Rev Appl to Prior Yr.	-315					
Total Non-Oper Revenues	37,672	33,900	12,500	29,200	29,200	16,700
Total Oper and Non-Oper Revenues	99,482	97,400	15,687	93,900	93,900	78,213
Available Fund Balance.	120,748	136,413	136,413	122,813	122,813	-13,600
TOTAL AVAILABLE FUNDS	$ 220,230	$ 233,813	$ 152,100	$ 216,713	$ 216,713	$ 64,613

OPERATIONS OF ENTERPRISE FUND--SCHEDULE 10

WATERWORKS DISTRICT NO. 39 ROCK CREEK
DEBT SERVICE

OPERATING DETAILS	Actual Prior Year 1982-83	Estimated Current Year 1983-84	Adjusted Allowance 1983-84	Requested Fiscal Year 1984-85	Approved by Board of Supervisors Fiscal Year 1984-85	Change From Adjusted Allowance
Non-Operating Expenses						
Delinquencies	$	$	$ 4,134	$	$	$ -4,134
Interest on Bonds	16,820	16,385	16,385	15,951	15,951	-434
Bond Redemption	6,000	6,000	6,000	6,000	6,000	
General Reserve			12,976	12,758	12,758	-218
Total Non-Oper Expenses	22,820	22,385	39,495	34,709	34,709	-4,786
TOTAL REQUIREMENTS	$ 22,820	$ 22,385	$ 39,495	$ 34,709	$ 34,709	$ -4,786
Non-Operating Revenues						
Interest	$ 2,203	$	$ 2,005	$	$	$ -2,005
Property Taxes & Assess	14,696	21,632	23,587	21,559	21,559	-2,028
Total Non-Oper Revenues	16,899	21,632	25,592	21,559	21,559	-4,033
Available Fund Balance	20,661	13,903	13,903	13,150	13,150	-753
TOTAL AVAILABLE FUNDS	$ 37,560	$ 35,535	$ 39,495	$ 34,709	$ 34,709	$ -4,786

OPERATIONS OF ENTERPRISE FUND--SCHEDULE 10

WATERWORKS DISTRICT NO. 39 ROCK CREEK
DEBT SERVICE-ZONE A

OPERATING DETAILS	Actual Prior Year 1982-83	Estimated Current Year 1983-84	Adjusted Allowance 1983-84	Requested Fiscal Year 1984-85	Approved by Board of Supervisors Fiscal Year 1984-85	Change From Adjusted Allowance
Non-Operating Expenses						
Delinquencies.....	$	$	$ 519	$	$	$ -519
Interest on Bonds....	5,520	5,280	5,280	5,040	5,040	-240
Bond Redemption.....	3,000	3,000	3,000	3,000	3,000	
General Reserve.....			5,220	4,600	4,600	-620
Total Non-Oper Expenses	8,520	8,280	14,019	12,640	12,640	-1,379
TOTAL REQUIREMENTS.....	$ 8,520	$ 8,280	$ 14,019	$ 12,640	$ 12,640	$ -1,379
Non-Operating Revenues						
Interest.....	$ 4,621	$ 108	$ 548	$	$	$ -548
Property Taxes & Assess.....	1,865	4,671	4,671	7,341	7,341	2,670
Total Non-Oper Revenues	6,486	4,779	5,219	7,341	7,341	2,122
Available Fund Balance.	11,403	8,800	8,800	5,299	5,299	-3,501
TOTAL AVAILABLE FUNDS..	$ 17,889	$ 13,579	$ 14,019	$ 12,640	$ 12,640	$ -1,379

OPERATIONS OF ENTERPRISE FUND-SCHEDULE 10

WATERWORKS DISTRICT NO. 39 ROCK CREEK
ACCUMULATIVE CAPITAL OUTLAY

OPERATING DETAILS	Actual Prior Year 1982-83	Estimated Current Year 1983-84	Adjusted Allowance 1983-84	Requested Fiscal Year 1984-85	Approved by Board of Supervisors Fiscal Year 1984-85	Change From Adjusted Allowance
Fixed Assets						
Structures & Impr....	$ 34	$ 1,000	$ 96,200	$ 120,000	$ 120,000	$ 23,800
Resv for Water Sys Impr				30,688	30,688	30,688
TOTAL REQUIREMENTS.....	$ 34	$ 1,000	$ 96,200	$ 150,688	$ 150,688	$ 54,488
Non-Operating Revenues						
Interest.....	$ 6,205	$ 6,600	$ 2,111	$ 8,800	$ 8,800	$ 6,689
Standby Charges.....	21,005	20,200	20,200	40,200	40,200	20,000
Contributions for Construction.....	1,877	2,000	2,001	2,000	2,000	-1
Rev Appl to Prior Yr.	-1,564					
Total Non-Oper Revenues	27,523	28,800	24,312	51,000	51,000	26,688
Available Fund Balance.	44,399	71,888	71,888	99,688	99,688	27,800
TOTAL AVAILABLE FUNDS..	$ 71,922	$ 100,688	$ 96,200	$ 150,688	$ 150,688	$ 54,488

OPERATIONS OF ENTERPRISE FUND--SCHEDULE 10

MARINA DEL REY WATER SYSTEM

OPERATING DETAILS	Actual Prior Year 1982-83	Estimated Current Year 1983-84	Adjusted Allowance 1983-84	Requested Fiscal Year 1984-85	Approved by Board of Supervisors Fiscal Year 1984-85	Change From Adjusted Allowance
Operating Expenses						
Source of Supply	$	$ 3,100	$ 4,200	$ 3,200	$ 3,200	$ -1,000
Pumping Plant		6,400	3,100	6,800	6,800	3,700
Transmission/Dist		23,700	19,600	24,500	24,500	4,900
Customer Accounts		11,600	4,200	12,500	12,500	8,300
Admin/General		29,800	33,100	31,600	31,600	-1,500
Other Oper W/O Deprec		24,100	36,300	25,700	25,700	-10,600
Equip Use Chg-Jt Fund		4,000	2,600	26,800	26,800	24,200
Total Operating Expense		102,700	103,100	131,100	131,100	28,000
Non-Operating Expenses						
Other		600	300	600	600	300
Total Non-Oper Expenses		600	300	600	600	300
Total Oper and Non-Oper Expenses		103,300	103,400	131,700	131,700	28,300
TOTAL REQUIREMENTS	$	$ 103,300	$ 103,400	$ 131,700	$ 131,700	$ 28,300
Operating Revenues						
Other Services	$	$ 103,300	$ 103,100	$ 131,700	$ 131,700	$ 28,600
Total Operating Revenue		103,300	103,100	131,700	131,700	28,600
Non-Operating Revenues						
Other Revenues			300			-300
Total Non-Oper Revenues			300			-300
Total Oper and Non-Oper Revenues		103,300	103,400	131,700	131,700	28,300
TOTAL AVAILABLE FUNDS	$	$ 103,300	$ 103,400	$ 131,700	$ 131,700	$ 28,300

OPERATIONS OF ENTERPRISE FUND--SCHEDULE 10

WATERWORKS DISTRICT JOINT FUND

OPERATING DETAILS	Actual Prior Year 1982-83	Estimated Current Year 1983-84	Adjusted Allowance 1983-84	Requested Fiscal Year 1984-85	Approved by Board of Supervisors Fiscal Year 1984-85	Change From Adjusted Allowance
Operating Expenses						
Maintenance Equip....$		$ 100,000	$ 100,000	$ 100,000	$ 100,000	$
Maint-SIG.....		700,000	720,000	700,000	700,000	-20,000
Professional & Spec Services.....		300,000	280,000	300,000	300,000	20,000
Source of Supply.....	667					
Pumping Plant.....	27,295					
Water Treatment.....	778					
Transmission/Dist....	4,016					
Customer Accounts....	7,123					
Admin/General.....	521					
Other Oper W/O Deprec	287,011					
Other Oper-Deprec....	68,507					
Total Operating Expense	395,918	1,100,000	1,100,000	1,100,000	1,100,000	
Non-Operating Expenses						
Other.....	31,961					
Exp Appl to Prior Yr.	-7,413					
Total Non-Oper Expenses	24,548					
Total Oper and Non-Oper Expenses.....	420,466	1,100,000	1,100,000	1,100,000	1,100,000	
Fixed Assets						
Land.....		51,000	80,000			-80,000
Structures & Impr....	225,466	31,000	715,000	544,000	544,000	-171,000
Equipment.....	197,778	113,000	447,600	756,000	756,000	308,400
Total Fixed Assets.....	423,244	195,000	1,242,600	1,300,000	1,300,000	57,400
Approp for Contingency.			280,000	360,000	360,000	80,000
TOTAL REQUIREMENTS.....$	843,710	$ 1,295,000	$ 2,622,600	$ 2,760,000	$ 2,760,000	$ 137,400
Operating Revenues						
Other Services.....$	846,098	$ 1,295,000	$ 2,622,600	$ 2,760,000	$ 2,760,000	$ 137,400
Total Operating Revenue	846,098	1,295,000	2,622,600	2,760,000	2,760,000	137,400
Non-Operating Revenues						
Other Revenues.....	14,653					
Rev Appl to Prior Yr.	176,019					
Total Non-Oper Revenues	190,672					
Total Oper and Non-Oper Revenues.....	1,036,770	1,295,000	2,622,600	2,760,000	2,760,000	137,400
TOTAL AVAILABLE FUNDS..$	1,036,770	$ 1,295,000	$ 2,622,600	$ 2,760,000	$ 2,760,000	$ 137,400

SUMMARY OF WATERWORKS ENTERPRISE BUDGETS

Waterworks Districts and Funds	MEANS OF FINANCING: Estimated Fund Balance Available	Estimated Revenue (Other than current Property Taxes)	Current Property Tax to Balance Budget: Unsecured	Secured	Total	Tax Rate
No. 1 General	$ 30,592	$ 678,190	$	$ 4,300	$ 713,082	
No. 1 Debt Service (General)	21,132		636	30,522	52,290	
No. 1 Accumulative Capital Outlay	105,068	308,000			413,068	
No. 4 General	599,202	3,618,300		150,000	4,367,502	
No. 4 Debt Service (General)	1,167			1,285	2,452	
No. 4 Debt Service (Zone B)	2,134		189	5,237	7,560	
No. 4 Accumulative Capital Outlay	422,384	130,300		115,000	667,684	
No. 10 General	96,980	346,200		18,000	461,180	
No. 10 Accumulative Capital Outlay	207,442	20,100		300	227,842	
No. 13 General	276,526	1,230,300		96,000	1,602,826	
No. 13 Debt Service (Annex A)	25,540		524	27,552	53,616	
No. 13 Debt Service (Annex B)	1,225			1,400	2,625	
No. 13 Accumulative Capital Outlay	44,731	376,200		50,000	470,931	
No. 16 General	116,908	264,200		13,400	394,508	
No. 16 Debt Service (General)	1,082		55	939	2,076	
No. 16 Accumulative Capital Outlay	380,799	36,000			416,799	
No. 21 General	33,176	75,400		16,000	124,576	
No. 21 Accumulative Capital Outlay	798	7,600			8,398	
No. 22 General	42,479	709,100		33,000	784,579	
No. 22 Debt Service (General)	2,119		47	1,974	4,140	
No. 22 Debt Service (Annex)	1,870	14,507			16,377	
No. 22 Accumulative Capital Outlay	467,516	810,600		14,000	1,292,116	
No. 24 General	62,114	67,700		6,500	136,314	
No. 24 Debt Service (General)	12,398			11,832	24,230	
No. 24 Accumulative Capital Outlay	110,534	53,500		300	164,334	
No. 26 Debt Service (General)	1,826				1,826	
No. 26 Accumulative Capital Outlay	35,553	3,400			38,953	
No. 27 General	59,654	209,846		1,600	271,100	
No. 27 Accumulative Capital Outlay	15,261	21,000		500	36,761	
No. 29 General	636,097	4,862,600		135,000	5,633,697	
No. 29 Debt Service (General)	437,063			440,550	877,613	
No. 29 Accumulative Capital Outlay	805,793	1,203,000		350,000	2,358,793	
No. 33 General	186,984	152,100		11,600	350,684	
No. 33 Debt Service (General)	15,794			27,732	43,526	
No. 33 Debt Service (Zone A)	2,520			7,920	10,440	
No. 33 Accumulative Capital Outlay	180,673	101,100		11,000	292,773	
No. 34 General	315,817	541,800		18,000	875,617	
No. 34 Debt Service (General)	14,452		253	16,865	31,570	
No. 34 Accumulative Capital Outlay	250,343	68,500		3,000	321,843	

--SCHEDULE 10-A

REQUIREMENTS

Appropriations	Appropriations for Contingencies	Provisions for Reserve*	Estimated Delinquency	Total
$ 652,700	$ 60,382	$	$	$ 713,082
34,742		17,548		52,290
413,068				413,068
4,127,900	239,602			4,367,502
1,309		1,143		2,452
5,760		1,800		7,560
667,684				667,684
409,200	51,980			461,180
100,000		127,842(a)		227,842
1,393,600	209,226			1,602,826
29,553		24,063		53,616
1,425		1,200		2,625
470,931				470,931
343,500	51,008			394,508
1,057		1,019		2,076
50,000		366,799(b)		416,799
108,500	16,076			124,576
		8,398(c)		8,398
758,500	26,079			784,579
2,105		2,035		4,140
14,740		1,637		16,377
900,000		392,116(d)		1,292,116
114,900	21,414			136,314
13,217		11,013		24,230
164,334				164,334
1,298		528		1,826
38,953				38,953
233,100	38,000			271,100
36,761				36,761
4,920,200	713,497			5,633,697
488,767		388,846		877,613
2,358,793				2,358,793
314,700	35,984			350,684
30,900		12,626		43,526
8,040		2,400		10,440
292,773				292,773
761,400	114,217			875,617
18,440		13,130		31,570
321,843				321,843

Waterworks Districts and Funds	MEANS OF FINANCING: Estimated Fund Balance Available	Estimated Revenue (Other than current Property Taxes)	Current Property Tax to Balance Budget Unsecured	Current Property Tax to Balance Budget Secured	Total	Tax Rate
Waterworks District--Continued						
No. 35 General	74,711	115,300		5,500	195,511	
No. 35 Debt Service (General)	20,969			46,207	67,176	
No. 35 Accumulative Capital Outlay	1,698,954	85,000		120,000	1,903,954	
No. 36 General	18,500	193,800			212,300	
No. 36 Debt Service (General)	11,301		53	19,313	30,667	
No. 36 Accumulative Capital Outlay	95,219	10,400		3,000	108,619	
No. 37 General	167,120	191,700		16,000	374,820	
No. 37 Debt Service (General)	20,373		266	24,518	45,157	
No. 37 Accumulative Capital Outlay	563,991	160,700			724,691	
No. 38 General	89,369	213,500		4,000	306,869	
No. 38 Accumulative Capital Outlay	55,506	57,000			112,506	
No. 39 General	122,813	81,900		12,000	216,713	
No. 39 Debt Service (General)	13,150			21,559	34,709	
No. 39 Debt Service (Zone A)	5,299			7,341	12,640	
No. 39 Accumulative Capital Outlay	99,688	51,000			150,688	
Marina del Rey Water System - General		131,700			131,700	
Waterworks District Joint Fund		2,760,000			2,760,000	
Total Waterworks Districts	$ 9,080,709	$ 19,961,543	$ 2,023	$ 1,900,746	$ 30,945,021	

* General Reserve unless otherwise indicated

(a) Reserve for replacement of fixed assets	$ 127,842
(b) Reserve for replacement of fixed assets	260,000
Reserve for water system improvements	106,799
(c) Reserve for replacement of fixed assets	8,398
(d) Reserve for replacement of fixed assets	392,116
(e) Reserve for water system improvements	1,293,954
(f) Reserve for water system improvements	374,691
(g) Reserve for water system improvements	30,688

--SCHEDULE 10-A -- Continued

REQUIREMENTS				
Appropriations	Appropriations for Contingencies	Provisions for Reserve*	Estimated Delinquency	Total
169,900	25,611			195,511
53,513		13,663		67,176
610,000		1,293,954(e)		1,903,954
196,300	16,000			212,300
21,623		9,044		30,667
108,619				108,619
325,400	49,420			374,820
26,875		18,282		45,157
350,000		374,691(f)		724,691
266,900	39,969			306,869
112,506				112,506
188,700	28,013			216,713
21,951		12,758		34,709
8,040		4,600		12,640
120,000		30,688(g)		150,688
131,700				131,700
2,400,000	360,000			2,760,000
$ 25,716,720	$ 2,096,478	$ 3,131,823	$	$ 30,945,021

THIS PAGE INTENTIONALLY LEFT BLANK

SPECIAL DISTRICTS

THIS PAGE INTENTIONALLY LEFT BLANK

District and Fund	MEANS OF FINANCING Estimated Fund Balance Available	Estimated Revenue	Interfund Transfers	Total
County Service Area No. 2	$ 34,684	$ 33,300	$	$ 67,984
Drainage Benefit Assessment Areas				
No. 1 Quartz Hill		18,375		18,375
No. 2 Big Rock		295,000		295,000
Total Drainage Benefit Assessment Areas		313,375		313,375
Drainage Maintenance Districts				
District No. 5	531,614	87,300		618,914
District No. 11	4,969	609		5,578
Total Drainage Maintenance Districts	536,583	87,909		624,492
Fire Protection Districts				
Consolidated	15,529,658	109,574,246		125,103,904
Consolidated - A.C.O	3,450,378	2,402,822		5,853,200
Dominguez	301,393	2,261,721		2,563,114
Universal City	251,418	970,648		1,222,066
Wrightwood	2,849	4,577		7,426
Total Fire Protection Districts	19,535,696	115,214,014		134,749,710
Flood Control District				
General	8,151,596	89,762,175		97,913,771
Debt Service (Storm Drain No. 2 Bonds)	1,349,585	8,485,194		9,834,779
Debt Service (Storm Drain No. 3 Bonds)	5,859,929	11,175,860		17,035,789
Debt Service (Storm Drain No. 4 Bonds)	14,061,313	15,207,948		29,269,261
Total Flood Control Districts	29,422,423	124,631,177		154,053,600
Garbage Disposal Districts				
Athens-Woodcrest-Olivita	362,819	569,672		932,491
Belvedere	2,404,010	2,643,375		5,047,385
Firestone	2,108,657	2,024,858		4,133,515
Malibu	202,829	214,546		417,375
Mesa Heights	232,924	331,937		564,861
Walnut Park	226,458	231,621		458,079
West Hollywood-Sherman	625,076	569,474		1,194,550
Total Garbage Disposal Districts	6,162,773	6,585,483		12,748,256
Area-Wide Landscape Maintenance Districts				
District No. 1	106,575	191,254		297,829
District No. 11	67,356	139,359		206,715
Total Area-Wide Landscape Maintenance Districts	173,931	330,613		504,544
Landscaping and Lighting Act Districts-Area Wide Landscape				
Valencia Area-Wide LLAD No.1	2,019	66,613		68,632
Westlake Area-Wide LLAD No.11	6,696	62,425		69,121
Total Landscaping and Lighting Act Districts-Area Wide Landscape	8,715	129,038		137,753

REQUIREMENTS				
Appropriations	Appropriations for Contingencies	General Reserves	Estimated Delinquency	Total
$ 53,984	$ 4,000	$ 10,000	$	$ 67,984
18,375				18,375
295,000				295,000
313,375				313,375
618,095			819	618,914
5,575			3	5,578
623,670			822	624,492
108,790,563	9,978,666	2,070,748	4,263,927	125,103,904
5,853,200				5,853,200
2,447,627	24,723		90,764	2,563,114
1,172,709	11,846		37,511	1,222,066
6,969			457	7,426
118,271,068	10,015,235	2,070,748	4,392,659	134,749,710
90,335,900	1,000,000	2,800,000	3,777,871	97,913,771
8,893,289		557,376	384,114	9,834,779
14,113,272		2,429,756	492,761	17,035,789
18,627,595		9,955,560	686,106	29,269,261
131,970,056	1,000,000	15,742,692	5,340,852	154,053,600
520,499		354,993	56,999	932,491
2,084,305		2,680,920	282,160	5,047,385
1,669,468		2,274,469	189,578	4,133,515
181,189		213,461	22,725	417,375
311,000		221,406	32,455	564,861
174,925		257,946	25,208	458,079
496,853		641,244	56,453	1,194,550
5,438,239		6,644,439	665,578	12,748,256
219,809		75,987	2,033	297,829
156,245		49,367	1,103	206,715
376,054		125,354	3,136	504,544
67,286			1,346	68,632
67,766			1,355	69,121
135,052			2,701	137,753

District and Fund	MEANS OF FINANCING Estimated Fund Balance Available	Estimated Revenue	Interfund Transfers	Total
Local Landscape Maintenance Districts				
District No. 2	26,816	92,747		119,563
District No. 3	23,114	61,788		84,902
District No. 4	22,844	56,940		79,784
District No. 5	37,926	54,767		92,693
District No. 12	30,335	38,854		69,189
District No. 13	10,379	9,755		20,134
District No. 22	341,859	307,648		649,507
Total Local Landscape Maintenance Districts	493,273	622,499		1,115,772
Landscaping and Lighting Act Districts-Local Landscape				
Old Orchard LLAD No. 2	2,156	63,587		65,743
Valencia Hills LLAD No. 3	3,220	38,738		41,958
Valencia Meadows LLAD No. 4	2,854	45,113		47,967
La Questa LLAD No. 5	2,278	33,258		35,536
Valencia Village South LLAD No. 6	27,086	31,154		58,240
Valencia Village North LLAD No. 7	17,398	106,426		123,824
First Neighborhood LLAD No. 12	10,965	493		11,458
Lakeshore LLAD NO. 13	1,029	1,977		3,006
Fountainwood (Agoura) LLAD No. 18	4,002	7,719		11,721
Calabasas LLAD No. 22	30,176	124,438		154,614
Total Landscaping and Lighting Act Districts-Local Landscape	101,164	452,903		554,067
Lighting Districts				
Altadena	69,677	189,783		259,460
American Manor	3,675	8,345		12,020
Angeles Vista		90,475		90,475
Athens	2,164	338,798		340,962
Baldwin Park	2,051	4,319		6,370
Bell	20,000	246,049		266,049
Bell Gardens	20,000	227,234		247,234
Belvedere	67,094	205,778		272,872
Berendo	1,815	3,000		4,815
Broadland	1,902	4,826		6,728
California	13,868	36,397		50,265
City Terrace	14,000	132,144		146,144
Colima	11,882	8,386		20,268
Crenshaw	30,000	393,999		423,999
Denley	2,271	7,243		9,514
Dittmar	2,786	2,113		4,899
Dolores	10,000	139,030		149,030
Esther	3,430	2,456		5,886
Flynn	1,240	3,714		4,954
Foster		56,068		56,068
Foxdale	29,521	70,658		100,179
Garo	76,805	422,888		499,693
Garvey	10,675	28,113		38,788
Greenhedge		8,017		8,017
Greenleaf	9,752	22,697		32,449
Greer	746	2,733		3,479
Hacienda Heights	8,953	29,242		38,195

REQUIREMENTS				
Appropriations	Appropriations for Contingencies	General Reserves	Estimated Delinquency	Total
99,427		19,695	441	119,563
65,578		18,988	336	84,902
59,157		20,479	148	79,784
69,643		22,764	286	92,693
48,536		20,220	433	69,189
14,136		5,889	109	20,134
456,925		190,355	2,227	649,507
813,402		298,390	3,980	1,115,772
64,484			1,259	65,743
41,135			823	41,958
47,026			941	47,967
35,059			477	35,536
38,491		19,228	521	58,240
85,972		35,816	2,036	123,824
11,458				11,458
2,947			59	3,006
8,168		3,403	150	11,721
151,582			3,032	154,614
486,322		58,447	9,298	554,067
256,940			2,520	259,460
11,893			127	12,020
89,486			989	90,475
336,860			4,102	340,962
6,364			6	6,370
262,903			3,146	266,049
244,096			3,138	247,234
269,858			3,014	272,872
4,762			53	4,815
6,666			62	6,728
49,686			579	50,265
144,631			1,513	146,144
20,039			229	20,268
419,154			4,845	423,999
9,410			104	9,514
4,839			60	4,899
147,562			1,468	149,030
5,816			70	5,886
4,906			48	4,954
55,494			574	56,068
99,511			668	100,179
494,247			5,446	499,693
38,350			438	38,788
7,925			92	8,017
32,195			254	32,449
3,438			41	3,479
37,734			461	38,195

District and Fund	MEANS OF FINANCING: Estimated Fund Balance Available	Estimated Revenue	Interfund Transfers	Total
Lighting Districts--Continued				
Haskins		7,155		7,155
Imperial Crest	709	1,202		1,911
Industrial	10,806	29,990		40,796
Javelin		4,806		4,806
Kagel Canyon	1,492	5,720		7,212
Kern	20,000	531,590		551,590
La Canada	13,735	46,951		60,686
La Crescenta	4,389	10,493		14,882
Lake Marie	31,008	125,487		156,495
Lakewood	604	671		1,275
Lancaster	59,445	504,815		564,260
Lancaster Heights	2,612	9,586		12,198
Lawndale	39,755	304,180		343,935
Layton Vista	12,614	28,973		41,587
Lomita		197,510		197,510
Longden	24,572	336,693		361,265
Los Nietos	3,673	12,989		16,662
Lucile		4,683		4,683
Manhattan	9,563	642		10,205
Midcrest	8,326	27,240		35,566
Mines	24,990	64,727		89,717
Miraleste		1,594		1,594
Montrose	9,294	27,532		36,826
Nestor		10,509		10,509
Newgate	6,777	16,923		23,700
Newhall	96,727	419,040		515,767
Palmdale	59,286	148,414		207,700
Piedmont	39,141	118,064		157,205
Poppy Fields	67,238	34,818		102,056
Redondo	461	549		1,010
Riverside	1,262	1,148		2,410
San Dimas	620	683		1,303
Sativa		63,066		63,066
Sepulveda		28,555		28,555
Stephenson-Laguna	34,800	1,049,606		1,084,406
Sunnybrook		35,384		35,384
Trumball	687	2,494		3,181
Val Verde	4,850	13,776		18,626
Walnut	4,700	14,589		19,289
West Hollywood	10,000	341,004		351,004
West Knoll		108,427		108,427
West Whittier	1,775	5,220		6,995
Willowbrook		114,051		114,051
Total Lighting Districts	1,020,218	7,496,054		8,516,272
Lighting Maintenance Districts				
No. 411	2,217	4,056		6,273
No. 540	1,478	19,233		20,711
No. 588	19,000	67,332		86,332
No. 669	2,098	2,275		4,373
No. 691		1,770		1,770
No. 760	1,098	1,397		2,495
No. 865	5,652	13,167		18,819
No. 941	5,179	201,755		206,934
No. 1007	184,100	140,525		324,625
No. 1395	15,318	29,014		44,332
No. 1396		2,571		2,571

REQUIREMENTS				
Appropriations	Appropriations for Contingencies	General Reserves	Estimated Delinquency	Total
7,086			69	7,155
1,887			24	1,911
40,348			448	40,796
4,762			44	4,806
7,142			70	7,212
545,655			5,935	551,590
59,983			703	60,686
14,817			65	14,882
154,712			1,783	156,495
1,275				1,275
558,304			5,956	564,260
12,063			135	12,198
339,069			4,866	343,935
41,215			372	41,587
195,148			2,362	197,510
357,182			4,083	361,265
16,476			186	16,662
4,632			51	4,683
10,135			70	10,205
35,178			388	35,566
88,741			976	89,717
1,576			18	1,594
36,408			418	36,826
10,394			115	10,509
23,410			290	23,700
510,568			5,199	515,767
205,642			2,058	207,700
155,442			1,763	157,205
101,726			330	102,056
1,010				1,010
2,378			32	2,410
1,303				1,303
62,392			674	63,066
28,337			218	28,555
1,073,121			11,285	1,084,406
35,050			334	35,384
3,149			32	3,181
18,412			214	18,626
19,113			176	19,289
346,858			4,146	351,004
107,251			1,176	108,427
6,919			76	6,995
112,794			1,257	114,051
8,423,828			92,444	8,516,272
6,209			64	6,273
20,529			182	20,711
85,546			786	86,332
4,373				4,373
1,755			15	1,770
2,478			17	2,495
18,663			156	18,819
205,063			1,871	206,934
323,521			1,104	324,625
43,638			694	44,332
2,539			32	2,571

District and Fund	MEANS OF FINANCING Estimated Fund Balance Available	Estimated Revenue	Interfund Transfers	Total
Lighting Maintenance Districts --Continued				
No. 1400	25,237	45,463		70,700
No. 1456	38,633	141,154		179,787
No. 1472	1,680	1,119		2,799
No. 1517		24,166		24,166
No. 1560		12,341		12,341
No. 1565	117	2,691		2,808
No. 1575		4,956		4,956
No. 1600	926	2,914		3,840
No. 1608	8,508	12,765		21,273
No. 1613	6,000	90,433		96,433
No. 1616	12,185	52,091		64,276
No. 1620	788	2,783		3,571
No. 1625		9,779		9,779
No. 1633	5,252	13,129		18,381
No. 1660	51,200	22,692		73,892
No. 1670	6,000	103,607		109,607
No. 1676	46,060	90,323		136,383
No. 1686	949	2,989		3,938
No. 1687	32,605	320,023		352,628
No. 1696	1,388	4,698		6,086
No. 1697	20,000	395,825		415,825
No. 1720	752	2,775		3,527
No. 1741	41,173	126,680		167,853
No. 1744	92,122	378,993		471,115
No. 1759	4,854	17,309		22,163
No. 1766		7,406		7,406
No. 1770	40,661	318,746		359,407
No. 1847	13,944	36,803		50,747
No. 1864	5,145	17,281		22,426
No. 1865		353,205		353,205
No. 1866	149,197	498,079		647,276
No. 1867	39,873	538,852		578,725
No. 1868	1,346	4,765		6,111
No. 1940	801	2,402		3,203
No. 1956	5,494	15,824		21,318
No. 1960	18,660	47,906		66,566
No. 2255	323	5,257		5,580
No. 2243	100	100		200
No. 2261	184	5,262		5,446
No. 2274		1,651		1,651
No. 2301		13,303		13,303
No. 2310		1,814		1,814
No. 2311	245	2,877		3,122
No. 2321	195	5,801		5,996
No. 2328		4,508		4,508
No. 2345		2,273		2,273
No. 2353		7,660		7,660
No. 2379		3,465		3,465
No. 2387	43	9,782		9,825
No. 2421	245	2,877		3,122
No. 2430		9,267		9,267
No. 2440		14,822		14,822
No. 2454		2,298		2,298
No. 2482	309	5,410		5,719
No. 10000	8,100	5,667		13,767
No. 10002	5,300	2,708		8,008
No. 10003	44,800	10,645		55,445
No. 10005	256	1,884		2,140
No. 10006	30,371	421,923		452,294
No. 10007		9,602		9,602

REQUIREMENTS				
Appropriations	Appropriations for Contingencies	General Reserves	Estimated Delinquency	Total
70,029			671	70,700
178,041			1,746	179,787
2,770			29	2,799
23,932			234	24,166
12,221			120	12,341
2,808				2,808
4,914			42	4,956
3,803			37	3,840
20,887			386	21,273
95,546			887	96,433
63,692			584	64,276
3,537			34	3,571
9,682			97	9,779
18,202			179	18,381
73,698			194	73,892
108,684			923	109,607
134,624			1,759	136,383
3,900			38	3,938
350,271			2,357	352,628
6,031			55	6,086
411,445			4,380	415,825
3,492			35	3,527
166,416			1,437	167,853
466,005			5,110	471,115
22,013			150	22,163
7,330			76	7,406
356,477			2,930	359,407
50,225			522	50,747
22,272			154	22,426
349,354			3,851	353,205
642,434			4,842	647,276
574,400			4,325	578,725
6,058			53	6,111
3,175			28	3,203
21,125			193	21,318
65,950			616	66,566
5,540			40	5,580
200				200
5,406			40	5,446
1,638			13	1,651
13,293			10	13,303
1,802			12	1,814
3,095			27	3,122
5,991			5	5,996
4,469			39	4,508
2,258			15	2,273
7,655			5	7,660
3,440			25	3,465
9,819			6	9,825
3,095			27	3,122
9,183			84	9,267
14,811			11	14,822
2,273			25	2,298
5,718			1	5,719
13,723			44	13,767
7,984			24	8,008
55,348			97	55,445
2,115			25	2,140
448,492			3,802	452,294
9,505			97	9,602

District and Fund	MEANS OF FINANCING: Estimated Fund Balance Available	Estimated Revenue	Interfund Transfers	Total
Lighting Maintenance Districts --Continued				
No. 10008		2,121		2,121
No. 10010	960	3,528		4,488
No. 10011 (Zone A)	2,587	7,551		10,138
No. 10011 (Zone B)	40,000	592,499		632,499
No. 10012		3,854		3,854
No. 10013	3,301	13,678		16,979
No. 10014	622	9,156		9,778
No. 10016	2,736	8,454		11,190
No. 10017		800		800
No. 10018	1,588	3,414		5,002
No. 10023	6,636	20,423		27,059
No. 10024	36	11,455		11,491
No. 10025		13,156		13,156
No. 10027		26,358		26,358
No. 10028		65,875		65,875
No. 10030	2,154	3,346		5,500
No. 10032	45,333	262,555		307,888
No. 10033	15,547	20,993		36,540
No. 10034		90,038		90,038
No. 10036	2,763	4,634		7,397
No. 10037	103	377		480
No. 10038	426	618		1,044
No. 10040	414	1,187		1,601
No. 10041	103	124		227
No. 10042		63,327		63,327
No. 10043	3,109	11,258		14,367
No. 10045 (Zone A)	53,526	383,822		437,348
No. 10047		2,022		2,022
No. 10049	20,327	6,262		26,589
No. 10050	90	4,398		4,488
No. 10051		17,603		17,603
No. 10052	31,071	115,637		146,708
No. 10054		7,421		7,421
No. 10055		11,336		11,336
No. 10056	9,092	66,011		75,103
No. 10057		50,818		50,818
No. 10058	931	1,393		2,324
No. 10059		2,760		2,760
No. 10060	25,655	46,935		72,590
No. 10061	25,866	36,657		62,523
No. 10062		83,729		83,729
No. 10063		13,210		13,210
No. 10064	172	172		344
No. 10066	30,000	537,061		567,061
No. 10067		14,071		14,071
No. 10068	2,328	3,070		5,398
No. 10069	13,910	34,779		48,689
No. 10072		45,171		45,171
No. 10073		6,016		6,016
No. 10074		29,120		29,120
No. 10075	227	1,288		1,515
No. 10076	6,479	175,354		181,833
No. 10077	296	3,918		4,214
No. 10152	373	1,305		1,678
Total Lighting Maintenance Districts	1,346,922	7,699,036		9,045,958

REQUIREMENTS				
Appropriations	Appropriations for Contingencies	General Reserves	Estimated Delinquency	Total
2,098			23	2,121
4,444			44	4,488
9,954			184	10,138
625,397			7,102	632,499
3,820			34	3,854
16,824			155	16,979
9,697			81	9,778
11,122			68	11,190
794			6	800
4,949			53	5,002
26,804			255	27,059
11,483			8	11,491
13,147			9	13,156
26,160			198	26,358
65,456			419	65,875
5,422			78	5,500
305,868			2,020	307,888
36,293			247	36,540
89,292			746	90,038
7,319			78	7,397
476			4	480
1,032			12	1,044
1,587			14	1,601
227				227
62,948			379	63,327
14,282			85	14,367
434,066			3,282	437,348
1,995			27	2,022
26,522			67	26,589
4,449			39	4,488
17,383			220	17,603
145,316			1,392	146,708
7,343			78	7,421
11,195			141	11,336
74,504			599	75,103
50,444			374	50,818
2,312			12	2,324
2,728			32	2,760
71,944			646	72,590
62,025			498	62,523
81,797			1,932	83,729
13,073			137	13,210
344				344
562,040			5,021	567,061
13,921			150	14,071
5,374			24	5,398
48,197			492	48,689
44,712			459	45,171
5,959			57	6,016
28,786			334	29,120
1,483			32	1,515
181,833				181,833
4,214				4,214
1,678				1,678
8,969,142			76,816	9,045,958

District and Fund	MEANS OF FINANCING Estimated Fund Balance Available	Estimated Revenue	Interfund Transfers	Total
Landscaping and Lighting Act Districts-Street Lighting				
County Lighting District LLAD No. 1	1,141,895	5,743,067		6,884,962
Agoura Hills		116,861		116,861
Bell Gardens Zone	23,504	86,015		109,519
Carson Zone		485,759		485,759
Hawaiian Gardens Zone		72,594		72,594
La Canada-Flintridge Zone	22,481	9,272		31,753
La Mirada Zone A		314,335		314,335
La Mirada Zone B	7,620	12,373		19,993
Lancaster Zone	87,486	295,192		382,678
La Puente Zone		115,588		115,588
Lawndale Zone	78,829	10,242		89,071
Lomita Zone	43,570	51,470		95,040
Palmdale Zone	3,357	101,771		105,128
Paramount Zone	3,615	370,756		374,371
Pico Rivera Zone A	2,190	4,689		6,879
Pico Rivera Zone B	21,072	330,318		351,390
Rancho Palos Verdes Zone	7,421	212,652		220,073
Rolling Hills Estates Zone A	880	4,321		5,201
Rolling Hills Estates Zone B		7,124		7,124
Walnut Zone		90,762		90,762
Westlake Zone		52,741		52,741
Total Landscaping and Lighting Act Districts-Street Lighting	1,443,920	8,487,902		9,931,822
Recreation and Park Districts				
Bella Vista	5,141	3,397		8,538
Hacienda	16,420	40,519		56,939
Montebello	34,850	91,789		126,639
Total Recreation and Park Districts	56,411	135,705		192,116
Landscaping and Lighting Act Districts-Recreation and Park				
Hacienda LLAD No. 34	2,162	23,883		26,045
Montebello LLAD No. 35	2,017	45,478		47,495
Total Landscaping and Lighting Act Districts-Recreation and Park	4,179	69,361		73,540
Sewer Maintenance Districts				
Consolidated	4,412,744	7,682,245		12,094,989
Consolidated-Aneta Zone	13,781	4,979		18,760
Consolidated-East Los Angeles Zone	499,970	55,000		554,970
Consolidated-Florence-Firestone, Willowbrook Zone	68,634	7,600		76,234
Consolidated-Foxpark Tax Zone	3,150	4,245		7,395
Consolidated-Gorman Zone	87,956	148,996		236,952
Consolidated-La Habra Heights Zone	6,330	2,300		8,630
Consolidated-Lechuza Zone	28,382	51,949		80,331
Consolidated-Malibu Zone	49,068	136,000		185,068

REQUIREMENTS				
Appropriations	Appropriations for Contingencies	General Reserves	Estimated Delinquency	Total
6,640,287			244,675	6,884,962
116,861				116,861
109,519				109,519
485,759				485,759
72,594				72,594
31,753				31,753
314,335				314,335
19,993				19,993
382,678				382,678
115,588				115,588
89,071				89,071
95,040				95,040
105,128				105,128
374,371				374,371
6,879				6,879
351,390				351,390
220,073				220,073
5,201				5,201
7,124				7,124
90,762				90,762
52,741				52,741
9,687,147			244,675	9,931,822
8,482			56	8,538
40,025		16,674	240	56,939
96,691		29,255	693	126,639
145,198		45,929	989	192,116
25,534			511	26,045
46,564			931	47,495
72,098			1,442	73,540
8,394,989	700,000	3,000,000		12,094,989
17,760		1,000		18,760
554,970				554,970
76,234				76,234
6,945		450		7,395
186,952	10,000	40,000		236,952
7,830		800		8,630
56,831	4,500	19,000		80,331
140,068	5,000	40,000		185,068

District and Fund	MEANS OF FINANCING Estimated Fund Balance Available	Estimated Revenue	Interfund Transfers	Total
Sewer Maintenance Districts-Continued				
Consolidated-Malibu Mesa Zone.	161,009	277,491		438,500
Consolidated-Sandalwood Zone..	2,066	3,050		5,116
Consolidated-Sorenson Tax Zone	32,528	41,563		74,091
Consolidated-Topanga Zone.....	55,937	49,753		105,690
Consolidated-Trancas Zone.....	127,789	206,682		334,471
Marina.....	395,289	276,000		671,289
West Hollywood-Sherman.....	25,480	90,482		115,962
West Hollywood-Sherman Special Charge Fund.....	300,000			300,000
Total Sewer Maintenance Districts.....	6,270,113	9,038,335		15,308,448
GRAND TOTAL.....	$ 66,611,005	$ 281,326,704	$	$ 347,937,709

REQUIREMENTS				
Appropriations	Appropriations for Contingencies	General Reserves	Estimated Delinquency	Total
323,500	20,000	95,000		438,500
3,716	200	1,200		5,116
74,091				74,091
85,690	4,000	16,000		105,690
239,471	15,000	80,000		334,471
511,289	40,000	120,000		671,289
82,962	8,000	25,000		115,962
300,000				300,000
11,063,298	806,700	3,438,450		15,308,448
$296,841,933	$ 11,825,935	$ 28,434,449	$ 10,835,392	$347,937,709

ANALYSIS OF FUND BALANCE AVAILABLE TO FINANCE THE SPECIAL DISTRICTS BY FUND

SCHEDULE 12

District and Fund	Actual Fund Balance (Per Auditor) June 30, 1984	Less Fund Balance Unavailable: Reserve for Encumbrances	Less Fund Balance Unavailable: Uncancelled General Reserves and Reserves Within A.C.O. Funds	Less Fund Balance Unavailable: Other Reserves	Estimated Fund Balance Available
County Service Area No. 2	$	$	$	$	$ 34,684
Drainage Maintenance Districts					
District No. 5					531,614
District No. 11					4,969
Total Drainage Maintenance Districts					536,583
Fire Protection Districts					
Consolidated					15,529,658
Accumulative Capital Outlay					3,450,378
Dominguez					301,393
Universal City					251,418
Wrightwood					2,849
Total Fire Protection Districts					19,535,696
Flood Control District					
General					8,151,596
Debt Service (Storm Drain No. 2 Bonds)					1,349,585
Debt Service (Storm Drain No. 3 Bonds)					5,859,929
Debt Service (Storm Drain No. 4 Bonds)					14,061,313
Total Flood Control District					29,422,423
Garbage Disposal Districts					
Athens-Woodcrest-Olivita					362,819
Belvedere					2,404,010
Firestone					2,108,657
Malibu					202,829
Mesa Heights					232,924
Walnut Park					226,458
West Hollywood-Sherman					625,076
Total Garbage Disposal Districts					6,162,773
Area-Wide Landscape Maintenance Districts					
District No. 1					106,575
District No. 11					67,356
Total Area-Wide Landscape Maintenance Districts					173,931
Landscaping and Lighting Act Districts-Area-Wide Landscape					
Valencia Area-Wide LLAD No. 1					2,019
Westlake Area-Wide LLAD No. 11					6,696
Total Landscaping and Lighting Act Districts-Area-Wide Landscape					8,715

ANALYSIS OF FUND BALANCE AVAILABLE TO FINANCE THE SPECIAL DISTRICTS BY FUND

SCHEDULE 12 -- Continued

District and Fund	Actual Fund Balance (Per Auditor) June 30, 1984	Less Fund Balance Unavailable: Reserve for Encumbrances	Less Fund Balance Unavailable: Uncancelled General Reserves and Reserves Within A.C.O. Funds	Less Fund Balance Unavailable: Other Reserves	Estimated Fund Balance Available
Local Landscape Maintenance Districts					
District No. 2					26,816
District No. 3					23,114
District No. 4					22,844
District No. 5					37,926
District No. 12					30,335
District No. 13					10,379
District No. 22					341,859
Total Local Landscape Maintenance Districts					493,273
Landscaping and Lighting Act Districts-Local Landscape					
Old Orchard LLAD No. 2					2,156
Valencia Hills LLAD No. 3					3,220
Valencia Meadows LLAD No. 4					2,854
La Questa LLAD No. 5					2,278
Valencia Village South LLAD No. 6					27,086
Valencia Village North LLAD No. 7					17,398
First Neighborhood LLAD No. 12					10,965
Lakeshore LLAD No. 13					1,029
Fountainwood LLAD No. 18					4,002
Calabasas LLAD No. 22					30,176
Total Landscaping and Lighting Act Districts-Local Landscape					101,164
Lighting Districts					
Altadena					69,677
American Manor					3,675
Athens					2,164
Baldwin Park					2,051
Bell					20,000
Bell Gardens					20,000
Belvedere					67,094
Berendo					1,815
Broadland					1,902
California					13,868
City Terrace					14,000
Colima					11,882
Crenshaw					30,000
Denley					2,271
Dittmar					2,786
Dolores					10,000
Esther					3,430
Flynn					1,240
Foxdale					29,521
Garo					76,805
Garvey					10,675
Greenleaf					9,752
Greer					746
Hacienda Heights					8,953
Imperial Crest					709
Industrial					10,806

ANALYSIS OF FUND BALANCE AVAILABLE TO FINANCE THE SPECIAL DISTRICTS BY FUND

SCHEDULE 12 -- Continued

District and Fund	Actual Fund Balance (Per Auditor) June 30, 1984	Less Fund Balance Unavailable: Reserve for Encumbrances	Less Fund Balance Unavailable: Uncancelled General Reserves and Reserves Within A.C.O. Funds	Less Fund Balance Unavailable: Other Reserves	Estimated Fund Balance Available
Lighting Districts--Continued					
Kagel Canyon					1,492
Kern					20,000
La Canada					13,735
La Crescenta					4,389
Lake Marie					31,008
Lakewood					604
Lancaster					59,445
Lancaster Heights					2,612
Lawndale					39,755
Layton Vista					12,614
Longden					24,572
Los Nietos					3,673
Manhattan					9,563
Midcrest					8,326
Mines					24,990
Montrose					9,294
Newgate					6,777
Newhall					96,727
Palmdale					59,286
Piedmont					39,141
Poppy Fields					67,238
Redondo					461
Riverside					1,262
San Dimas					620
Stephenson-Laguna					34,800
Trumball					687
Val Verde					4,850
Walnut					4,700
West Hollywood					10,000
West Whittier					1,775
Total Lighting Districts					1,020,218
Lighting Maintenance Districts					
No. 411					2,217
No. 540					1,478
No. 588					19,000
No. 669					2,098
No. 760					1,098
No. 865					5,652
No. 941					5,179
No. 1007					184,100
No. 1395					15,318
No. 1400					25,237
No. 1456					38,633
No. 1472					1,680
No. 1565					117
No. 1600					926
No. 1608					8,508
No. 1613					6,000
No. 1616					12,185
No. 1620					788

ANALYSIS OF FUND BALANCE AVAILABLE TO FINANCE THE SPECIAL DISTRICTS BY FUND

SCHEDULE 12 -- Continued

District and Fund	Actual Fund Balance (Per Auditor) June 30, 1984	Less Fund Balance Unavailable: Reserve for Encumbrances	Less Fund Balance Unavailable: Uncancelled General Reserves and Reserves Within A.C.O. Funds	Less Fund Balance Unavailable: Other Reserves	Estimated Fund Balance Available
Lighting Maintenance Districts --Continued					
No. 1633					5,252
No. 1660					51,200
No. 1670					6,000
No. 1676					46,060
No. 1686					949
No. 1687					32,605
No. 1696					1,388
No. 1697					20,000
No. 1720					752
No. 1741					41,173
No. 1744					92,122
No. 1759					4,854
No. 1770					40,661
No. 1847					13,944
No. 1864					5,145
No. 1866					149,197
No. 1867					39,873
No. 1868					1,346
No. 1940					801
No. 1956					5,494
No. 1960					18,660
No. 2243					100
No. 2255					323
No. 2261					184
No. 2311					245
No. 2321					195
No. 2387					43
No. 2421					245
No. 2482					309
No. 10000					8,100
No. 10002					5,300
No. 10003					44,800
No. 10005					256
No. 10006					30,371
No. 10010					960
No. 10011 (Zone A)					2,587
No. 10011 (Zone B)					40,000
No. 10013					3,301
No. 10014					622
No. 10016					2,736
No. 10018					1,588
No. 10023					6,636
No. 10024					36
No. 10030					2,154
No. 10032					45,333
No. 10033					15,547
No. 10036					2,763
No. 10037					103
No. 10038					426
No. 10040					414
No. 10041					103
No. 10043					3,109
No. 10045 (Zone A)					53,526

ANALYSIS OF FUND BALANCE AVAILABLE TO FINANCE THE SPECIAL DISTRICTS BY FUND

SCHEDULE 12 -- Continued

District and Fund	Actual Fund Balance (Per Auditor) June 30, 1984	Less Fund Balance Unavailable: Reserve for Encumbrances	Less Fund Balance Unavailable: Uncancelled General Reserves and Reserves Within A.C.O. Funds	Less Fund Balance Unavailable: Other Reserves	Estimated Fund Balance Available
Lighting Maintenance Districts --Continued					
No. 10049					20,327
No. 10050					90
No. 10052					31,071
No. 10056					9,092
No. 10058					931
No. 10060					25,655
No. 10061					25,866
No. 10064					172
No. 10066					30,000
No. 10068					2,328
No. 10069					13,910
No. 10075					227
No. 10076					6,479
No. 10077					296
No. 10152					373
Total Lighting Maintenance Districts					1,346,922
Landscaping and Lighting Act Districts-Street Lighting					
County Lighting District LLAD No. 1					1,141,895
Bell Gardens Zone					23,504
La Canada-Flintridge Zone A					22,481
La Mirada Zone B					7,620
Lancaster Zone					87,486
Lawndale Zone					78,829
Lomita Zone					43,570
Palmdale Zone					3,357
Paramount Zone					3,615
Pico Rivera Zone A					2,190
Pico Rivera Zone B					21,072
Rancho Palos Verdes Zone					7,421
Rolling Hills Estates Zone A					880
Total Landscaping and Lighting Act Districts-Street Lighting					1,443,920
Recreation and Park Districts					
Bella Vista					5,141
Hacienda					16,420
Montebello					34,850
Total Recreation and Park Districts					56,411
Landscaping and Lighting Act Districts-Recreation and Park.					
Hacienda LLAD No. 34					2,162
Montebello LLAD No. 35					2,017
Total Landscaping and Lighting Act Districts-Recreation and Park					4,179

ANALYSIS OF FUND BALANCE AVAILABLE TO FINANCE THE SPECIAL DISTRICTS BY FUND

SCHEDULE 12 -- Continued

District and Fund	Actual Fund Balance (Per Auditor) June 30, 1984	Less Fund Balance Unavailable: Reserve for Encumbrances	Less Fund Balance Unavailable: Uncancelled General Reserves and Reserves Within A.C.O. Funds	Less Fund Balance Unavailable: Other Reserves	Estimated Fund Balance Available
Sewer Maintenance Districts					
Consolidated					4,412,744
Consolidated-Aneta Zone					13,781
Consolidated-East Los Angeles Zone					499,970
Consolidated-Florence-Firestone, Willowbrook Zone					68,634
Consolidated-Foxpark Tax Zone					3,150
Consolidated-Gorman Zone					87,956
Consolidated-La Habra Heights Zone					6,330
Consolidated-Lechuza Zone					28,382
Consolidated-Malibu Zone					49,068
Consolidated-Malibu Mesa Zone					161,009
Consolidated-Sandalwood Zone					2,066
Consolidated-Sorenson Tax Zone					32,528
Consolidated-Topanga Zone					55,937
Consolidated-Trancas Zone					127,789
Marina					395,289
West Hollywood-Sherman					25,480
West Hollywood-Sherman Special Charge Fund					300,000
Total Sewer Maintenance Districts					6,270,113
GRAND TOTAL	$	$	$	$	$ 66,611,005

ANALYSIS OF SPECIAL DISTRICT REVENUE BY SOURCE-SCHEDULE 13A

Source	Actual Prior Year 1982-83	Estimated Current Year 1983-84	Requested Fiscal Year 1984-85	Approved by Board of Supervisors Fiscal Year 1984-85	Name of Fund
Taxes					
Current Secured Property Tax					
Drainage Maintenance	$ 35,222	$ 38,260	$ 39,192	$ 39,192	Drainage Maintenance
Fire Protection	28,983,167	31,040,470	33,734,127	35,678,752	Fire Protection
Flood Control	60,771,232	51,268,173	53,296,256	54,868,262	Flood Control
Garbage Disposal	989,595	1,021,009	1,021,009	1,142,902	Garbage Disposal
Landscape Maintenance	274,230	288,749	330,853	330,853	Landscape Maintenance
Lighting	2,486,154	2,629,135	2,942,458	2,865,753	Lighting
Lighting Maintenance	2,082,746	2,185,531	2,430,221	2,381,288	Lighting Maintenance
Recreation and Park	40,724	42,052	45,944	45,944	Recreation and Park
Current Unsecured Property Tax					
Drainage Maintenance	3,095	2,880	2,950	2,950	Drainage Maintenance
Fire Protection	2,721,754	2,336,379	2,539,128	2,685,497	Fire Protection
Flood Control	3,347,968	3,858,895	4,011,546	4,129,869	Flood Control
Garbage Disposal	91,546	76,850	76,850	86,025	Garbage Disposal
Landscape Maintenance	24,098	21,734	24,903	24,903	Landscape Maintenance
Lighting	218,489	197,892	221,475	215,702	Lighting
Lighting Maintenance	183,039	164,502	182,920	179,237	Lighting Maintenance
Recreation and Park	3,579	3,165	3,458	3,458	Recreation and Park
Prior Secured Property Tax					
Drainage Maintenance	-266				Drainage Maintenance
Fire Protection	-2,286,739				Fire Protection
Flood Control	-1,077,311				Flood Control
Garbage Disposal	-64,751				Garbage Disposal
Landscape Maintenance	-2,093				Landscape Maintenance
Lighting	-19,706				Lighting
Lighting Maintenance	54,986				Lighting Maintenance
Recreation and Park	-321				Recreation and Park
Sewer Maintenance	328				Sewer Maintenance
Prior Unsecured Property Tax					
Drainage Maintenance	347				Drainage Maintenance
Fire Protection	244,929				Fire Protection
Flood Control	353,858				Flood Control
Garbage Disposal	13,077				Garbage Disposal
Landscape Maintenance	2,700				Landscape Maintenance
Lighting	24,579				Lighting
Lighting Maintenance	22,753				Lighting Maintenance

ANALYSIS OF SPECIAL DISTRICT REVENUE BY SOURCE-SCHEDULE 13A

Source	Actual Prior Year 1982-83	Estimated Current Year 1983-84	Requested Fiscal Year 1984-85	Approved by Board of Supervisors Fiscal Year 1984-85	Name of Fund
Taxes-Continued					
Prior Unsecured Property Tax-Continued					
Recreation and Park	431				Recreation and Park
Sewer Maintenance	-3,570				Sewer Maintenance
Special District Augmentation Fund					
Fire Protection	60,916,839	63,909,018	70,322,033	69,553,619	Fire Protection
Total Taxes	160,436,708	159,084,694	171,225,323	174,234,206	
Licenses, Permits and Franchises					
Other Licenses and Permits					
Fire Protection	371	325	500	500	Fire Protection
Flood Control	191,618	240,000	250,000	250,000	Flood Control
Total Licenses, Permits and Franchises	191,989	240,325	250,500	250,500	
Revenue from Use of Money and Property					
Interest					
County Service Area No. 2	5,284				County Service Area No. 2
Drainage Maintenance	48,220	40,450	40,450	40,450	Drainage Maintenance
Fire Protection	1,335,078	820,850	1,402,800	1,402,800	Fire Protection
Flood Control	7,088,059	1,050,000	1,015,000	1,015,000	Flood Control
Garbage Disposal	541,963	32,916	322,750	196,360	Garbage Disposal
Landscape Maintenance	87,643	41,690	70,113	70,113	Landscape Maintenance
LLAD-Landscape Maintenance	22,045	5,409	19,384	19,384	LLAD-Landscape Maintenance
Lighting	149,121	99,600	99,524	99,524	Lighting
LLAD-Street Lighting	277,863	87,396	87,396	87,396	LLAD-Street Lighting
Lighting Maintenance	167,358	97,688	95,756	95,756	Lighting Maintenance
Recreation and Park	10,889	11,841	8,711	8,711	Recreation and Park
LLAD-Recreation and Park	1,513	1,210	1,210	1,210	LLAD-Recreation and Park
Sewer Maintenance	860,006	699,600	716,358	716,358	Sewer Maintenance
Rents and Concessions					
Fire Protection		3,000	5,000	5,000	Fire Protection
Flood Control	381,404	350,000	375,000	375,000	Flood Control
Royalties					
Flood Control	521,243	500,000	450,000	450,000	Flood Control
Total Revenue from Use of Money and Property	11,497,689	3,841,650	4,709,452	4,583,062	

ANALYSIS OF SPECIAL DISTRICT REVENUE BY SOURCE-SCHEDULE 13A

Source	Actual Prior Year 1982-83	Estimated Current Year 1983-84	Requested Fiscal Year 1984-85	Approved by Board of Supervisors Fiscal Year 1984-85	Name of Fund
Aid from Other Governmental Agencies					
State Aid for Veterans' Affairs					
Drainage Maintenance	4				Drainage Maintenance
Fire Protection	8,419				Fire Protection
Flood Control	3,340				Flood Control
Garbage Disposal	230				Garbage Disposal
Landscape Maintenance	32				Landscape Maintenance
Lighting	281				Lighting
Lighting Maintenance	235				Lighting Maintenance
Recreation and Park	4				Recreation and Park
State Aid for Homeowners' Property Tax Relief					
Drainage Maintenance	1,634	1,706	1,806	1,806	Drainage Maintenance
Fire Protection	1,247,432	1,227,148	1,288,505	1,204,631	Fire Protection
Flood Control	805,101	805,000	970,000	792,946	Flood Control
Garbage Disposal	43,956	46,113	47,147	42,452	Garbage Disposal
Landscape Maintenance	12,724	11,644	12,676	12,676	Landscape Maintenance
Lighting	115,353	114,140	124,392	124,414	Lighting
Lighting Maintenance	96,638	94,823	102,667	103,316	Lighting Maintenance
Recreation and Park	1,889	1,738	1,841	1,841	Recreation and Park
State Aid for Business Inventory Property Tax Relief					
Drainage Maintenance	3,160	3,211	3,511		Drainage Maintenance
Fire Protection	2,372,987	2,372,989	2,372,989		Fire Protection
Flood Control	1,546,832	1,546,000	1,724,600		Flood Control
Landscape Maintenance	24,604	22,733	24,600		Landscape Maintenance
Lighting	223,063	275,136	269,076		Lighting
Lighting Maintenance	186,871	230,684	216,209		Lighting Maintenance
Recreation and Park	3,653	3,450	3,653		Recreation and Park
State - Other					
Drainage Maintenance	20				Drainage Maintenance
Fire Protection	40,682	38,800	66,500	66,500	Fire Protection
Flood Control	16,251	250,000	250,000	250,000	Flood Control
Garbage Disposal	1,085				Garbage Disposal
Landscape Maintenance	153				Landscape Maintenance
Lighting	1,382			275,136	Lighting
Lighting Maintenance	1,158			230,591	Lighting Maintenance
Recreation and Park	23				Recreation and Park

ANALYSIS OF SPECIAL DISTRICT REVENUE BY SOURCE-SCHEDULE 13A

Source	Actual Prior Year 1982-83	Estimated Current Year 1983-84	Requested Fiscal Year 1984-85	Approved by Board of Supervisors Fiscal Year 1984-85	Name of Fund
Aid from Other Governmental Agencies --Continued					
Federal Aid for Construction					
Flood Control	100,000		192,000	192,000	Flood Control
Federal Aid for Disaster					
Flood Control	200,000	1,800,000	1,650,000	1,650,000	Flood Control
Other Governmental Agencies					
Flood Control	588,843	456,400	1,237,200	1,237,200	Flood Control
Landscape Maintenance	585,161	232,138	489,967	489,967	Landscape Maintenance
Lighting	4,216,343	4,284,853	3,839,771	3,915,525	Lighting
Lighting Maintenance	4,284,529	5,383,919	4,666,278	4,708,848	Lighting Maintenance
Recreation and Park	51,976	48,528	72,098	72,098	Recreation and Park
Total Aid from Other Governmental Agencies	16,786,048	19,251,153	19,627,486	15,371,947	
Charges for Current Services					
Planning and Engineering Services					
Sewer Maintenance	84,295	50,000	50,000	50,000	Sewer Maintenance
Recording Fees					
Flood Control	246				Flood Control
Sanitation Services					
Sewer Maintenance	43,742	50,500	55,500	55,500	Sewer Maintenance
Other					
Fire Protection	144,157	2,327,578	3,619,109	3,126,715	Fire Protection
Flood Control	112,771	231,700	198,700	198,700	Flood Control
Garbage Disposal	5,358,346	4,386,463	5,465,058	5,117,744	Garbage Disposal
Sewer Maintenance	7,582,638	7,739,773	7,887,477	7,887,477	Sewer Maintenance
Benefit Assessments					
County Service Area No. 2	65,000	52,900	33,300	33,300	County Service Area No. 2
Drainage Benefit Assessment Area			313,375	313,375	Drainage Benefit Assessment Area
Flood Control	42,643,286	49,000,000	56,000,000	56,000,000	Flood Control
LLAD-Landscape Maintenance	687,623	504,981	562,557	562,557	LLAD-Landscape Maintenance
LLAD-Street Lighting	9,660,587	8,196,028	8,274,459	8,400,506	LLAD-Street Lighting
LLAD-Recreation and Park	53,216	48,130	68,151	68,151	LLAD-Recreation and Park
Total Charges for Current Services	66,435,907	72,588,053	82,527,686	81,814,025	

ANALYSIS OF SPECIAL DISTRICT REVENUE BY SOURCE-SCHEDULE 13A

Source	Actual Prior Year 1982-83	Estimated Current Year 1983-84	Requested Fiscal Year 1984-85	Approved by Board of Supervisors Fiscal Year 1984-85	Name of Fund
Other Revenue					
Prems & Accrued Interest on Bonds					
Flood Control		3,479,370			Flood Control
Revenue Applicable to Prior Years					
Fire Protection	8,847	270,931			Fire Protection
Flood Control	-789,803				Flood Control
LLAD-Landscape Maintenance	-25,467				LLAD-Landscape Maintenance
LLAD-Street Lighting	-301,726				LLAD-Street Lighting
LLAD-Recreation and Park	-2,330				LLAD-Recreation and Park
Sewer Maintenance	-32,961				Sewer Maintenance
Sale of Fixed Assets					
Fire Protection	264,994	200,000	200,000	200,000	Fire Protection
Flood Control	386,059	1,490,400	1,962,200	1,962,200	Flood Control
Sewer Maintenance	10,508	5,000	7,000	7,000	Sewer Maintenance
Other Sales					
Fire Protection	146,481	202,120	160,000	160,000	Fire Protection
Flood Control	24,271	20,000	20,000	20,000	Flood Control
Other					
Drainage Maintenance				3,511	Drainage Maintenance
Fire Protection	26,364	223,461	1,130,000	1,130,000	Fire Protection
Flood Control	167,600	140,000	1,240,000	1,240,000	Flood Control
Landscape Maintenance				24,600	Landscape Maintenance
LLAD-Landscape Maintenance	-30,393				LLAD-Landscape Maintenance
Lighting Maintenance	-807				Lighting Maintenance
Recreation and Park				3,653	Recreation and Park
LLAD-Recreation and Park	-1,705				LLAD-Recreation and Park
Sewer Maintenance	122,457	110,299	322,000	322,000	Sewer Maintenance
Total Other Revenue	-27,611	6,141,581	5,041,200	5,072,964	
GRAND TOTAL	$255,320,730	$261,147,456	$283,381,647	$281,326,704	

OTHER SPECIAL DISTRICTS

FUND
Various

Other Special Districts include County Service Area No. 2, Drainage Benefit Assessment Area No. 1, and Drainage Benefit Assessment Area No. 2 budget units. County Service and Benefit Assessment Areas are established pursuant to the Government Code for the extension of services to unincorporated areas. County Service Area No. 2 provides for maintenance and pumping of forty dewatering wells in two locations in the Malibu area and is financed through a benefit assessment approved by the Board in February 1981. Drainage Benefit Assessment Area No. 2 - Quartz Hill was established pursuant to a December 15, 1983 Board approved resolution and provides for maintenance of drainage facilities in the Quartz Hill area. Drainage Benefit Assessment Area No. 2 - Big Rock is being proposed to maintain, repair and pump dewatering wells which are being constructed in the Big Rock Mesa Area County Improvement District which was approved by the Board on October 11, 1983.

Classification	EXPENDITURES: Actual Prior Year 1982-83	EXPENDITURES: Estimated Current Year 1983-84	APPROPRIATIONS: Adjusted Allowance 1983-84	APPROPRIATIONS: Requested Fiscal Year 1984-85	APPROPRIATIONS: Approved by Board of Supervisors Fiscal Year 1984-85	APPROPRIATIONS: Change From Adjusted Allowance
SUMMARY						
REQUIREMENTS						
APPROPRIATION						
SERVICES & SUPPLIES	$ 55,739	$ 49,300	$ 29,200	$ 367,359	$ 367,359	$ 338,159
APPROP FOR CONT.				4,000	4,000	4,000
NET APPROPRIATION	55,739	49,300	29,200	371,359	371,359	342,159
RESERVES						
GENERAL RESERVES						
OTHER RESERVES	24,884		7,800	10,000	10,000	2,200
RES FOR ENCUM	28,561					
TOTAL RESERVES	53,445		7,800	10,000	10,000	2,200
TOTAL REQUIREMENTS	$ 109,184	$ 49,300	$ 37,000	$ 381,359	$ 381,359	$ 344,359
AVAILABLE FUNDS						
FUND BALANCE	$ 45,100	$ 24,884	$ 6,200	$ 34,684	$ 34,684	$ 28,484
REVENUE	5,284					
BENEFIT ASSESSMENTS	65,000	52,900	30,800	346,675	346,675	315,875
TOTAL AVAILABLE FUNDS	$ 115,384	$ 77,784	$ 37,000	$ 381,359	$ 381,359	$ 344,359
DETAIL						
COUNTY SERVICE AREA NO. 2						
SERVICES & SUPPLIES	$ 55,739	$ 49,300	$ 29,200	$ 53,984	$ 53,984	$ 24,784
DRAINAGE BENEFIT ASSESSMENT AREA #1						
SERVICES & SUPPLIES	$	$	$	$ 18,375	$ 18,375	$ 18,375
DRAINAGE BENEFIT ASSESSMENT AREA #2						
SERVICES & SUPPLIES				295,000	295,000	295,000
TOTAL DRAINAGE BENEFIT ASSESSMENT AREAS	$	$	$	$ 313,375	$ 313,375	$ 313,375

DRAINAGE MAINTENANCE DISTRICTS

FUND
Various

Drainage Maintenance Districts are established pursuant to the Streets and Highways Code for the maintenance, operation and repair of certain drainage facilities to protect low lying areas from excessive storm water runoff. These Districts are financed through the Districts' share of the Countywide tax levy on the real property within their boundaries. Drainage Maintenance Districts are under the jurisdiction of the County Engineer-Facilities.

Classification	EXPENDITURES: Actual Prior Year 1982-83	EXPENDITURES: Estimated Current Year 1983-84	APPROPRIATIONS: Adjusted Allowance 1983-84	APPROPRIATIONS: Requested Fiscal Year 1984-85	APPROPRIATIONS: Approved by Board of Supervisors Fiscal Year 1984-85	APPROPRIATIONS: Change From Adjusted Allowance
SUMMARY						
REQUIREMENTS						
APPROPRIATION						
SERVICES & SUPPLIES	$ 3,761	$ 7,008	$ 529,629	$ 623,670	$ 623,670	$ 94,041
RESERVES						
EST DELINQUENCY			822	822	822	
TOTAL REQUIREMENTS	$ 3,761	$ 7,008	$ 530,451	$ 624,492	$ 624,492	$ 94,041
AVAILABLE FUNDS						
FUND BALANCE	$ 369,409		457,084	536,583	536,583	79,499
REVENUE	53,119	45,367	37,236	45,767	45,767	8,531
TAX LEVY	38,317	41,140	36,131	42,142	42,142	6,011
TOTAL AVAILABLE FUNDS	$ 460,845	$ 86,507	$ 530,451	$ 624,492	$ 624,492	$ 94,041
DETAIL						
DISTRICT NO. 5						
SERVICES & SUPPLIES	$ 3,565	$ 6,800	$ 524,614	$ 618,095	$ 618,095	$ 93,481
DISTRICT NO. 11						
SERVICES & SUPPLIES	196	208	5,015	5,575	5,575	560
TOTAL	$ 3,761	$ 7,008	$ 529,629	$ 623,670	$ 623,670	$ 94,041

FIRE PROTECTION DISTRICTS

FUND
Various

By order of the Board of Supervisors, the County Forester and Fire Warden is charged with the duty of supervising all County fire protection districts, which are organized under the provisions of the Health and Safety Code. Appropriations are to cover fire prevention and suppression, rescue service, and acquisition and maintenance of district property and equipment. All funds are raised through special district taxes.

Classification	EXPENDITURES: Actual Prior Year 1982-83	EXPENDITURES: Estimated Current Year 1983-84	APPROPRIATIONS: Adjusted Allowance 1983-84	APPROPRIATIONS: Requested Fiscal Year 1984-85	APPROPRIATIONS: Approved by Board of Supervisors Fiscal Year 1984-85	APPROPRIATIONS: Change From Adjusted Allowance
SUMMARY						
REQUIREMENTS						
APPROPRIATION						
SAL & EMP BEN	$ 78,802,916	$ 82,052,266	$ 82,759,108	$ 95,820,256	$ 90,068,986	$ 7,309,878
SERVICES & SUPPLIES	11,953,868	16,880,132	16,926,500	22,208,210	18,555,932	1,629,432
OTHER CHARGES	241,144	202,118	202,118	200,237	200,237	-1,881
FIXED ASSETS	570,021	5,105,774	8,556,152	9,526,208	9,445,913	889,761
APPROP FOR CONT		447,947	2,237,408	2,240,105	10,015,235	7,777,827
NET APPROPRIATION	91,567,949	104,688,237	110,681,286	129,995,016	128,286,303	17,605,017
RESERVES						
GENERAL RESERVES			4,740,023	4,740,023	2,070,748	-2,669,275
RES FOR ENCUM	1,551,107					
EST DELINQUENCY			3,376,777	1,641,348	4,392,659	1,015,882
TOTAL RESERVES	1,551,107		8,116,800	6,381,371	6,463,407	-1,653,393
TOTAL REQUIREMENTS	$ 93,119,056	$104,688,237	$118,798,086	$136,376,387	$134,749,710	$ 15,951,624
AVAILABLE FUNDS						
FUND BALANCE	$ 16,530,089	$ 19,250,864	$ 19,250,864	$ 19,535,696	$ 19,535,696	$ 284,832
REVENUE	3,554,002	7,687,202	4,403,266	10,245,403	7,296,146	2,892,880
AUGMENTATION FUND	60,916,839	63,909,018	65,407,160	70,322,033	69,553,619	4,146,459
TAX LEVY	31,704,921	33,376,849	29,736,796	36,273,255	38,364,249	8,627,453
TOTAL AVAILABLE FUNDS	$112,705,851	$124,223,933	$118,798,086	$136,376,387	$134,749,710	$ 15,951,624
BUDGETED POSITIONS	1,489.7		1,525.8	1,686.8	1,567.8	42.0
DETAIL						
CONSOLIDATED						
SAL & EMP BEN						
Salaries & wages	$ 85,301,878	$	$	$	$	$
Comp-Approved sick leave	98,827					
Retirement	18,875,350					
Employee group insurance	3,871,151					
Expenditures applicable to prior years	37,017					
TOTAL SAL & EMP BEN	108,184,223					
Less Expenditure Distribution	31,984,034					
TOTAL SAL & EMP BEN-NET	76,200,189	79,500,434	80,127,613	92,974,049	87,290,897	7,163,284

Classification	EXPENDITURES: Actual Prior Year 1982-83	EXPENDITURES: Estimated Current Year 1983-84	APPROPRIATIONS: Adjusted Allowance 1983-84	APPROPRIATIONS: Requested Fiscal Year 1984-85	APPROPRIATIONS: Approved by Board of Supervisors Fiscal Year 1984-85	APPROPRIATIONS: Change From Adjusted Allowance
CONSOLIDATED-Continued						
SERVICES AND SUPPLIES	11,578,211	16,175,576	16,161,578	21,364,342	17,712,804	1,551,226
OTHER CHARGES.....	240,544	192,640	192,640	194,149	194,149	1,509
FIXED ASSETS						
Land.....		500,000	500,000	350,000	350,000	-150,000
Structures and improvements.....	18,325	3,509,041	3,509,041	780,260	780,260	-2,728,781
Equipment.....	551,696	1,080,733	1,080,733	2,542,748	2,462,453	1,381,720
TOTAL FIXED ASSETS...	570,021	5,089,774	5,089,774	3,673,008	3,592,713	-1,497,061
TOTAL CONSOLIDATED-GENERAL.....	88,588,965	100,958,424	101,571,605	118,205,548	108,790,563	7,218,958
ACCUMULATIVE CAPITAL OUTLAY						
FIXED ASSETS						
Structures and improvements....			3,450,378	5,853,200	5,853,200	2,402,822
GRAND TOTAL CONSOLIDATED.....	88,588,965	100,958,424	105,021,983	124,058,748	114,643,763	9,621,780
DOMINGUEZ						
SAL & EMP BEN						
Salaries & wages...	1,383,070					
Retirement.....	316,900					
Employee group insurance.....	58,767					
TOTAL SAL & EMP BEN..	1,758,737	1,703,460	1,755,991	1,853,227	1,853,227	97,236
SERVICES AND SUPPLIES	252,915	534,039	534,841	588,312	588,312	53,471
OTHER CHARGES.....	600	9,478	9,478	6,088	6,088	-3,390
FIXED ASSETS						
Equipment.....		13,500	13,500			-13,500
TOTAL DOMINGUEZ.....	2,012,252	2,260,477	2,313,810	2,447,627	2,447,627	133,817
UNIVERSAL CITY						
SAL & EMP BEN						
Salaries & wages...	662,430					
Retirement.....	152,848					
Employee group insurance.....	28,712					
TOTAL SAL & EMP BEN..	843,990	848,372	875,504	992,980	924,862	49,358

Classification	EXPENDITURES: Actual Prior Year 1982-83	EXPENDITURES: Estimated Current Year 1983-84	APPROPRIATIONS: Adjusted Allowance 1983-84	APPROPRIATIONS: Requested Fiscal Year 1984-85	APPROPRIATIONS: Approved by Board of Supervisors Fiscal Year 1984-85	APPROPRIATIONS: Change From Adjusted Allowance
UNIVERSAL CITY-Continued						
SERVICES AND SUPPLIES	122,742	164,748	224,312	248,587	247,847	23,535
FIXED ASSETS						
Equipment.....		2,500	2,500			-2,500
TOTAL UNIVERSAL CITY...	966,732	1,015,620	1,102,316	1,241,567	1,172,709	70,393
WRIGHTWOOD						
SERVICES AND SUPPLIES		5,769	5,769	6,969	6,969	1,200
TOTAL FIRE PROTECTION DISTRICTS.....	$ 91,567,949	$104,240,290	$108,443,878	$127,754,911	$118,271,068	$ 9,827,190

FLOOD CONTROL DISTRICT

FUND
Various

The Flood Control District is established under the legal authority of the Los Angeles County Flood Control Act (Chapter 755, Statutes of 1915) to provide for the control and conservation of the flood, storm, and other waste waters; to conserve such waters for beneficial and useful purposes; and to protect from damage the harbors, waterways, public highways and property located within the District from such flood and storm waters. The District constructs, operates and maintains flood control channels, dams, debris basins, spreading grounds, storm drains, drainage improvements, drainage systems, and other flood control facilities and cooperates with Federal, State and Local agencies in developing a comprehensive flood control system for Los Angeles County.

Classification	EXPENDITURES: Actual Prior Year 1982-83	EXPENDITURES: Estimated Current Year 1983-84	APPROPRIATIONS: Adjusted Allowance 1983-84	APPROPRIATIONS: Requested Fiscal Year 1984-85	APPROPRIATIONS: Approved by Board of Supervisors Fiscal Year 1984-85	APPROPRIATIONS: Change From Adjusted Allowance
SUMMARY						
REQUIREMENTS						
APPROPRIATION						
SAL & EMP BEN	$ -83,944	$	$	$	$	$
SERVICES & SUPPLIES	71,000,095	75,692,434	77,934,600	87,604,100	87,604,100	9,669,500
OTHER CHARGES	48,553,637	41,329,727	42,653,227	41,675,156	41,675,156	-978,071
FIXED ASSETS	1,619,135	3,921,800	4,263,300	3,090,800	3,090,800	-1,172,500
APPROP FOR CONT			1,000,000	1,000,000	1,000,000	
TOTAL	121,088,923	120,943,961	125,851,127	133,370,056	133,370,056	7,518,929
INTRAFUND TRANSFERS	1,624,797	1,817,000	1,817,000	400,000	400,000	-1,417,000
NET APPROPRIATION	119,464,126	119,126,961	124,034,127	132,970,056	132,970,056	8,935,929
RESERVES						
GENERAL RESERVES			16,128,008	15,742,692	15,742,692	-385,316
OTHER RESERVES	4,126,369					
RES FOR ENCUM	16,783,630					
EST DELINQUENCY			3,630,345	4,700,581	5,340,852	1,710,507
TOTAL RESERVES	20,909,999		19,758,353	20,443,273	21,083,544	1,325,191
TOTAL REQUIREMENTS	$140,374,125	$119,126,961	$143,792,480	$153,413,329	$154,053,600	$ 10,261,120
AVAILABLE FUNDS						
FUND BALANCE	$ 54,068,450	$ 30,420,877	$ 30,420,877	$ 28,570,827	$ 29,422,423	$ -998,454
REVENUE	10,620,382	12,358,870	9,244,535	11,534,700	9,633,046	388,511
BENEFIT ASSESSMENTS	42,643,286	49,000,000	49,000,000	56,000,000	56,000,000	7,000,000
TAX LEVY	64,119,200	55,127,068	55,127,068	57,307,802	58,998,131	3,871,063
TOTAL AVAILABLE FUNDS	$171,451,318	$146,906,815	$143,792,480	$153,413,329	$154,053,600	$ 10,261,120
BUDGETED POSITIONS	1,148.0		1,138.0	1,138.0	1,138.0	
DETAIL						
SAL & EMP BEN						
Salaries & wages	$ 28,222,035	$ 28,901,610	$ 30,966,247	$ 33,690,429	$ 33,690,429	$ 2,724,182
Comp-Approved Sick Leave	501,976	399,106	500,000	500,000	500,000	
Retirement						
Employer's share of retirement	5,089,449	4,857,164	6,002,113	5,114,445	5,114,445	-887,668
Employer's share of OASDI	432,120					
Retirement Health Insurance		411,229	404,640	498,616	498,616	93,976

Classification	EXPENDITURES: Actual Prior Year 1982-83	EXPENDITURES: Estimated Current Year 1983-84	APPROPRIATIONS: Adjusted Allowance 1983-84	APPROPRIATIONS: Requested Fiscal Year 1984-85	APPROPRIATIONS: Approved by Board of Supervisors Fiscal Year 1984-85	Change From Adjusted Allowance
SAL & EMP BEN-Continued						
Employee Group Ins						
Dental Insurance...	259,855	266,195	282,332	307,232	307,232	24,900
Health Insurance...	1,463,983	1,813,361	1,386,265	1,838,102	1,838,102	451,837
Life Insurance.....	10,311	12,563	8,705	28,338	28,338	19,633
Long Term Disability	14,496	17,806	14,496	14,496	14,496	
Unemployment.....	35,222	39,808	39,808	29,164	29,164	-10,644
Worker's Comp.....	124,361	649,437	649,437	660,408	660,408	10,971
Expend applicable to prior years.....	5,256	95,328				
TOTAL SAL & EMP BEN....	36,159,064	37,463,607	40,254,043	42,681,230	42,681,230	2,427,187
Less Expenditure Distribution.....	36,243,008	37,463,607	40,254,043	42,681,230	42,681,230	2,427,187
TOTAL SAL & EMP BEN-NET	-83,944					
SERVICES & SUPPLIES....	71,000,095	75,692,434	77,934,600	87,604,100	87,604,100	9,669,500
OTHER CHARGES.....	48,553,637	41,329,727	42,653,227	41,675,156	41,675,156	-978,071
FIXED ASSETS						
Structures & Improvements						
42112 Building						
42273 Alcazar Hqrts	92,879		64,800	68,000	68,000	3,200
42276 Hansen Yard..				30,000	30,000	30,000
42278 Eaton Yard...				16,000	16,000	16,000
42347 Imperial Yard			530,000			-530,000
42113 Yard Facilities						
42279 Imperial Yard	61		6,900			-6,900
42350 83rd St Yard.	69		5,100	11,800	11,800	6,700
45780 Pickens Yard.			10,000			-10,000
45781 Calmada Subyard.....	4,727					
42115 Engineering Acct						
42115 Various Divs.	48,628		114,200	51,500	51,500	-62,700
42117 Contract Inspection and Admin.....	612		59,000	21,000	21,000	-38,000
45900 Engineering Ser. Account.....			15,000			-15,000
Total Structures & Improvements.....	146,976		805,000	198,300	198,300	-606,700
42000 Equipment.....	1,467,674		3,458,300	2,892,500	2,892,500	-565,800
Expend appl to prior years..	4,485					
Total Equipment.....	1,472,159		3,458,300	2,892,500	2,892,500	-565,800
TOTAL FIXED ASSETS.....	1,619,135	3,921,800	4,263,300	3,090,800	3,090,800	-1,172,500
TOTAL FLOOD CONTROL GENERAL.....	121,088,923	120,943,961	124,851,127	132,370,056	132,370,056	7,518,929
INTRAFUND TRANSFERS....	1,624,797	1,817,000	1,817,000	400,000	400,000	-1,417,000
GRAND TOTAL FLOOD CONTROL.....	$119,464,126	$119,126,961	$123,034,127	$131,970,056	$131,970,056	$ 8,935,929

Classification	EXPENDITURES: Actual Prior Year 1982-83	EXPENDITURES: Estimated Current Year 1983-84	APPROPRIATIONS: Adjusted Allowance 1983-84	APPROPRIATIONS: Requested Fiscal Year 1984-85	APPROPRIATIONS: Approved by Board of Supervisors Fiscal Year 1984-85	APPROPRIATIONS: Change From Adjusted Allowance
RECAPITULATION BY FUND						
Flood Control-General	$ 71,747,513	$ 77,823,234	$ 80,406,900	$ 90,335,900	$ 90,335,900	$ 9,929,000
Flood Control Debt Serv-Storm Drain bonds No. 1	5,168,363					
Flood Control Debt Serv-Storm Drain bonds No. 2	9,450,363	9,171,825	9,171,825	8,893,289	8,893,289	-278,536
Flood Control Debt Serv-Storm Drain bonds No. 3	13,816,212	13,402,867	14,411,367	14,113,272	14,113,272	-298,095
Flood Control Debt Serv-Storm Drain bonds No. 4	19,281,675	18,729,035	19,044,035	18,627,595	18,627,595	-416,440
TOTAL	$119,464,126	$119,126,961	$123,034,127	$131,970,056	$131,970,056	$ 8,935,929

GARBAGE DISPOSAL DISTRICTS

FUND
Various

Garbage Disposal Districts are organized under provisions of the Health and Safety Code and provide garbage and refuse collection and disposal services within the boundaries of each District.

Classification	EXPENDITURES: Actual Prior Year 1982-83	EXPENDITURES: Estimated Current Year 1983-84	APPROPRIATIONS: Adjusted Allowance 1983-84	APPROPRIATIONS: Requested Fiscal Year 1984-85	APPROPRIATIONS: Approved by Board of Supervisors Fiscal Year 1984-85	APPROPRIATIONS: Change From Adjusted Allowance
SUMMARY						
REQUIREMENTS						
APPROPRIATION						
SERVICES & SUPPLIES	$ 4,570,398	$ 5,908,489	$ 5,908,489	$ 5,438,239	$ 5,438,239	$ -470,250
NET APPROPRIATION	4,570,398	5,908,489	5,908,489	5,438,239	5,438,239	-470,250
RESERVES						
GENERAL RESERVES			5,493,584	3,262,943	6,644,439	1,150,855
RES FOR ENCUM	499,917					
EST DELINQUENCY			548,253	554,625	665,578	117,325
TOTAL RESERVES	499,917		6,041,837	3,817,568	7,310,017	1,268,180
TOTAL REQUIREMENTS	$ 5,070,315	$ 5,908,489	$ 11,950,326	$ 9,255,807	$ 12,748,256	$ 797,930
AVAILABLE FUNDS						
FUND BALANCE	$ 4,563,314	$ 6,408,502	$ 6,408,502	$ 2,322,993	$ 6,162,773	$ -245,729
REVENUE	5,893,906	4,465,492	4,465,492	5,834,955	5,356,556	891,064
TAX LEVY	1,081,141	1,097,859	1,076,332	1,097,859	1,228,927	152,595
TOTAL AVAILABLE FUNDS	$ 11,538,361	$ 11,971,853	$ 11,950,326	$ 9,255,807	$ 12,748,256	$ 797,930
DETAIL						
ATHENS-WOODCREST-OLIVITA						
SERVICES & SUPPLIES	$ 409,539	$ 493,451	$ 493,451	$ 520,499	$ 520,499	$ 27,048
BELVEDERE						
SERVICES & SUPPLIES	1,794,773	2,644,709	2,644,709	2,084,305	2,084,305	-560,404
CLIFTON HEIGHTS						
SERVICES & SUPPLIES	32,842					
FIRESTONE						
SERVICES & SUPPLIES	1,347,015	1,646,576	1,641,576	1,669,468	1,669,468	27,892
MALIBU						
SERVICES & SUPPLIES	167,537	173,348	173,348	181,189	181,189	7,841
MESA HEIGHTS						
SERVICES & SUPPLIES	257,698	282,345	282,345	311,000	311,000	28,655
WALNUT PARK						
SERVICES & SUPPLIES	154,866	218,328	223,328	174,925	174,925	-48,403
WEST HOLLYWOOD-SHERMAN						
SERVICES & SUPPLIES	406,128	449,732	449,732	496,853	496,853	47,121
TOTAL GARB DISP DISTS	$ 4,570,398	$ 5,908,489	$ 5,908,489	$ 5,438,239	$ 5,438,239	$ -470,250

LANDSCAPE MAINTENANCE DISTRICTS

Landscape Maintenance Districts are established pursuant to provisions of the Improvement Act of 1911 and the Streets and Highways Code. The Districts provide for maintenance of parkway panels, median strips, and slopes within dedicated road rights of way and other open-space areas in which a maintenance easement has been granted to the County.

Classification	EXPENDITURES: Actual Prior Year 1982-83	EXPENDITURES: Estimated Current Year 1983-84	APPROPRIATIONS: Adjusted Allowance 1983-84	APPROPRIATIONS: Requested Fiscal Year 1984-85	APPROPRIATIONS: Approved by Board of Supervisors Fiscal Year 1984-85	Change From Adjusted Allowance
SUMMARY						
REQUIREMENTS						
APPROPRIATION						
SERVICES & SUPPLIES	$ 927,131	$ 988,073	$ 995,639	$ 1,189,456	$ 1,189,456	$ 193,817
NET APPROPRIATION	927,131	988,073	995,639	1,189,456	1,189,456	193,817
RESERVES						
GENERAL RESERVES			410,357	423,744	423,744	13,387
EST DELINQUENCY			6,668	7,116	7,116	448
RES FOR ENCUM	103,499					
TOTAL RESERVES	103,499		417,025	430,860	430,860	13,835
TOTAL REQUIREMENTS	$ 1,030,630	$ 988,073	$ 1,412,664	$ 1,620,316	$ 1,620,316	$ 207,652
AVAILABLE FUNDS						
FUND BALANCE	$ 798,380	$ 777,000	$ 777,000	$ 667,204	$ 667,204	$ -109,796
REVENUE	710,924	308,205	308,205	597,356	597,356	289,151
TAX LEVY	298,328	310,483	327,459	355,756	355,756	28,297
TOTAL AVAILABLE FUNDS	$ 1,807,632	$ 1,395,688	$ 1,412,664	$ 1,620,316	$ 1,620,316	$ 207,652
DETAIL						
AREA-WIDE LANDSCAPE MAINTENANCE DISTRICTS						
MAINT DISTRICT NO. 1						
SERVICES & SUPPLIES	$ 197,090	$ 213,215	$ 213,215	$ 219,809	$ 219,809	$ 6,594
MAINT DISTRICT NO. 11						
SERVICES & SUPPLIES	63,441	118,352	118,352	156,245	156,245	37,893
TOTAL	$ 260,531	$ 331,567	$ 331,567	$ 376,054	$ 376,054	$ 44,487
LOCAL LANDSCAPE MAINTENANCE DISTRICTS						
MAINT DISTRICT NO. 2						
SERVICES & SUPPLIES	$ 87,152	$ 61,448	$ 61,448	$ 99,427	$ 99,427	$ 37,979
MAINT DISTRICT NO. 3						
SERVICES & SUPPLIES	60,443	54,746	54,746	65,578	65,578	10,832
MAINT DISTRICT NO. 4						
SERVICES & SUPPLIES	50,574	51,843	55,409	59,157	59,157	3,748

LOCAL LANDSCAPE MAINTENANCE DISTRICTS--Continued

Classification	EXPENDITURES: Actual Prior Year 1982-83	EXPENDITURES: Estimated Current Year 1983-84	APPROPRIATIONS: Adjusted Allowance 1983-84	APPROPRIATIONS: Requested Fiscal Year 1984-85	APPROPRIATIONS: Approved by Board of Supervisors Fiscal Year 1984-85	APPROPRIATIONS: Change From Adjusted Allowance
MAINT DISTRICT NO. 5						
SERVICES & SUPPLIES..	57,939	62,777	62,777	69,643	69,643	6,866
MAINT DISTRICT NO. 12						
SERVICES & SUPPLIES..	29,218	50,966	50,966	48,536	48,536	-2,430
MAINT DISTRICT NO. 13						
SERVICES & SUPPLIES..	11,273	10,835	14,835	14,136	14,136	-699
MAINT DISTRICT NO. 22						
SERVICES & SUPPLIES..	370,001	363,891	363,891	456,925	456,925	93,034
TOTAL.....	$ 666,600	$ 656,506	$ 664,072	$ 813,402	$ 813,402	$ 149,330

LANDSCAPING AND LIGHTING ACT DISTRICTS--LANDSCAPE MAINTENANCE DISTRICTS

FUND
Various

Landscape Maintenance Assessment Districts are formed under the provisions of Landscaping and Lighting Act of 1972, Part 2, Division 15, Streets and Highways Code. The purpose of these new districts is to levy an assessment on each lot or parcel based on benefits to be received from the existing landscape improvements.

Classification	EXPENDITURES: Actual Prior Year 1982-83	EXPENDITURES: Estimated Current Year 1983-84	APPROPRIATIONS: Adjusted Allowance 1983-84	APPROPRIATIONS: Requested Fiscal Year 1984-85	APPROPRIATIONS: Approved by Board of Supervisors Fiscal Year 1984-85	APPROPRIATIONS: Change From Adjusted Allowance
SUMMARY						
REQUIREMENTS						
APPROPRIATION						
SERVICES & SUPPLIES	$ 40,862	$ 80,150	$ 93,356	$ 132,631	$ 132,631	$ 39,275
OTHER CHARGES	567,693	420,209	420,209	488,743	488,743	68,534
NET APPROPRIATION	608,555	500,359	513,565	621,374	621,374	107,809
RESERVES						
GENERAL RESERVES			38,892	58,447	58,447	19,555
EST DELINQUENCY			9,219	11,999	11,999	2,780
RES FOR ENCUM	23,094					
TOTAL RESERVES	23,094		48,111	70,446	70,446	22,335
TOTAL REQUIREMENTS	$ 631,649	$ 500,359	$ 561,676	$ 691,820	$ 691,820	$ 130,144
AVAILABLE FUNDS						
FUND BALANCE	$ 86,911	$ 109,067	$ 109,067	$ 109,879	$ 109,879	$ 812
REVENUE	-33,815	5,409	13,779	19,384	19,384	5,605
BENEFIT ASSESSMENTS	687,623	504,981	438,830	562,557	562,557	123,727
TOTAL AVAILABLE FUNDS	$ 740,719	$ 619,457	$ 561,676	$ 691,820	$ 691,820	$ 130,144
DETAIL						
AREA-WIDE LLAD #1						
OTHER CHARGES	$ 69,699	$ 72,010	$ 72,010	$ 67,286	$ 67,286	$ -4,724
AREA-WIDE LLAD #11						
OTHER CHARGES	26,324	34,338	34,338	67,766	67,766	33,428
TOTAL	$ 96,023	$ 106,348	$ 106,348	$ 135,052	$ 135,052	$ 28,704
OLD ORCHARD LLAD #2						
OTHER CHARGES	$ 59,124	$ 32,404	$ 32,404	$ 64,484	$ 64,484	$ 32,080
VALENCIA HILLS LLAD #3						
OTHER CHARGES	34,881	31,079	31,079	41,135	41,135	10,056
VALENCIA MWS LLAD #4						
OTHER CHARGES	48,388	37,461	37,461	47,026	47,026	9,565
LA QUESTA LLAD #5						
OTHER CHARGES	51,670	37,544	37,544	35,059	35,059	-2,485

Classification	EXPENDITURES: Actual Prior Year 1982-83	EXPENDITURES: Estimated Current Year 1983-84	APPROPRIATIONS: Adjusted Allowance 1983-84	APPROPRIATIONS: Requested Fiscal Year 1984-85	APPROPRIATIONS: Approved by Board of Supervisors Fiscal Year 1984-85	APPROPRIATIONS: Change From Adjusted Allowance
VALENCIA VIL NO LLAD #7						
SERVICES & SUPPLIES..		28,557	41,763	85,972	85,972	44,209
OTHER CHARGES.....	6,108					
TOTAL VALENCIA VIL NO LLAD #7.....	6,108	28,557	41,763	85,972	85,972	44,209
FIRST NBHD LLAD #12						
OTHER CHARGES.....	23,874	21,651	21,651	11,458	11,458	-10,193
LAKESHORE LLAD #13						
OTHER CHARGES.....	8,220	7,116	7,116	2,947	2,947	-4,169
FOUNTAINWOOD LLAD #18						
SERVICES & SUPPLIES..		8,245	8,245	8,168	8,168	-77
OTHER CHARGES.....	5,491					
TOTAL FOUNTAINWOOD LLAD #18.....	5,491	8,245	8,245	8,168	8,168	-77
CALABASAS LLAD #22						
OTHER CHARGES.....	233,914	146,606	146,606	151,582	151,582	4,976
VALENCIA VIL SO LLAD #6						
SERVICES & SUPPLIES..	40,862	43,348	43,348	38,491	38,491	-4,857
TOTAL.....$	512,532	$ 394,011	$ 407,217	$ 486,322	$ 486,322	$ 79,105

LIGHTING DISTRICTS

FUND
Various

Lighting and Lighting Maintenance Districts are established pursuant to the Streets and Highways Code, Highway Lighting District Act of 1909 and 1911, for the installation and maintenance of street lighting systems. These Districts are under the jurisdiction of the County Road Commissioner.

Classification	EXPENDITURES: Actual Prior Year 1982-83	EXPENDITURES: Estimated Current Year 1983-84	APPROPRIATIONS: Adjusted Allowance 1983-84	APPROPRIATIONS: Requested Fiscal Year 1984-85	APPROPRIATIONS: Approved by Board of Supervisors Fiscal Year 1984-85	Change From Adjusted Allowance
SUMMARY						
REQUIREMENTS						
APPROPRIATION						
SERVICES & SUPPLIES	$ 15,272,628	$ 15,802,594	$ 18,107,293	$ 17,392,970	$ 17,392,970	-714,323
RESERVES						
OTHER RESERVES	59,155					
RES FOR ENCUM	20,430					
EST DELINQUENCY			162,180	173,312	169,260	7,080
TOTAL RESERVES	79,585		162,180	173,312	169,260	7,080
TOTAL REQUIREMENTS	$ 15,352,213	$ 15,802,594	$ 18,269,473	$ 17,566,282	$ 17,562,230	-707,243
AVAILABLE FUNDS						
FUND BALANCE	$ 3,260,866	$ 2,411,831	$ 2,411,831	$ 2,375,535	$ 2,367,140	$ -44,691
REVENUE	9,524,137	10,580,843	10,454,266	9,413,673	9,553,110	-901,156
TAX LEVY	4,970,428	5,177,060	5,403,376	5,777,074	5,641,980	238,604
TOTAL AVAILABLE FUNDS	$ 17,755,431	$ 18,169,734	$ 18,269,473	$ 17,566,282	$ 17,562,230	$ -707,243
DETAIL						
ALTADENA						
SERVICES & SUPPLIES	$ 233,798	$	$ 260,419	$ 256,940	$ 256,940	$ -3,479
AMERICAN MANOR						
SERVICES & SUPPLIES	10,032		12,869	11,893	11,893	-976
ANGELES VISTA						
SERVICES & SUPPLIES	87,393		96,597	89,486	89,486	-7,111
ATHENS						
SERVICES & SUPPLIES	344,596		367,342	336,860	336,860	-30,482
BALDWIN PARK						
SERVICES & SUPPLIES	6,390		7,031	6,364	6,364	-667
BELL						
SERVICES & SUPPLIES	268,553		267,012	262,903	262,903	-4,109
BELL GARDENS						
SERVICES & SUPPLIES	267,180		292,567	244,096	244,096	-48,471
BELVEDERE						
SERVICES & SUPPLIES	223,572		274,448	269,858	269,858	-4,590

Classification	EXPENDITURES: Actual Prior Year 1982-83	EXPENDITURES: Estimated Current Year 1983-84	APPROPRIATIONS: Adjusted Allowance 1983-84	APPROPRIATIONS: Requested Fiscal Year 1984-85	APPROPRIATIONS: Approved by Board of Supervisors Fiscal Year 1984-85	APPROPRIATIONS: Change From Adjusted Allowance
BERENDO						
SERVICES & SUPPLIES..	3,975		4,727	4,762	4,762	35
BROADLAND						
SERVICES & SUPPLIES..	5,671		7,100	6,666	6,666	-434
CALIFORNIA						
SERVICES & SUPPLIES..	40,543		54,178	49,686	49,686	-4,492
CITY TERRACE						
SERVICES & SUPPLIES..	117,215		149,976	144,631	144,631	-5,345
COLIMA						
SERVICES & SUPPLIES..	20,463		23,330	20,039	20,039	-3,291
CRENSHAW						
SERVICES & SUPPLIES..	371,299		438,054	419,154	419,154	-18,900
DENLEY						
SERVICES & SUPPLIES..	9,096		10,183	9,410	9,410	-773
DITTMAR						
SERVICES & SUPPLIES..	5,299		5,938	4,839	4,839	-1,099
DOLORES						
SERVICES & SUPPLIES..	118,064		146,170	147,562	147,562	1,392
ESTHER						
SERVICES & SUPPLIES..	4,973		6,276	5,816	5,816	-460
FLYNN						
SERVICES & SUPPLIES..	4,577		5,148	4,906	4,906	-242
FOSTER						
SERVICES & SUPPLIES..	46,444		55,045	55,494	55,494	449
FOXDALE						
SERVICES & SUPPLIES..	83,998		102,529	99,511	99,511	-3,018
GARO						
SERVICES & SUPPLIES..	473,727		534,855	494,247	494,247	-40,608
GARVEY						
SERVICES & SUPPLIES..	32,547		41,037	38,350	38,350	-2,687
GREENHEDGE						
SERVICES & SUPPLIES..	6,689		7,869	7,925	7,925	56
GREENLEAF						
SERVICES & SUPPLIES..	20,822		23,324	32,195	32,195	8,871
GREER						
SERVICES & SUPPLIES..	2,896		3,414	3,438	3,438	24
HACIENDA HEIGHTS						
SERVICES & SUPPLIES..	35,531		40,181	37,734	37,734	-2,447

Classification	EXPENDITURES: Actual Prior Year 1982-83	EXPENDITURES: Estimated Current Year 1983-84	APPROPRIATIONS: Adjusted Allowance 1983-84	APPROPRIATIONS: Requested Fiscal Year 1984-85	APPROPRIATIONS: Approved by Board of Supervisors Fiscal Year 1984-85	Change From Adjusted Allowance
HASKINS						
SERVICES & SUPPLIES..	5,955		7,035	7,086	7,086	51
IMPERIAL CREST						
SERVICES & SUPPLIES..	1,765		2,029	1,887	1,887	-142
INDUSTRIAL						
SERVICES & SUPPLIES..	32,553		40,368	40,348	40,348	-20
JAVELIN						
SERVICES & SUPPLIES..	4,015		4,884	4,762	4,762	-122
KAGEL CANYON						
SERVICES & SUPPLIES..	5,987		7,090	7,142	7,142	52
KERN						
SERVICES & SUPPLIES..	519,553		561,206	545,655	545,655	-15,551
LA CANADA						
SERVICES & SUPPLIES..	60,255		63,979	59,983	59,983	-3,996
LA CRESCENTA						
SERVICES & SUPPLIES..	15,097		16,653	14,817	14,817	-1,836
LAKE MARIE						
SERVICES & SUPPLIES..	135,310		153,548	154,712	154,712	1,164
LAKEWOOD						
SERVICES & SUPPLIES..	2,158			1,275	1,275	1,275
LANCASTER						
SERVICES & SUPPLIES..	522,639		577,637	558,304	558,304	-19,333
LANCASTER HEIGHTS						
SERVICES & SUPPLIES..	10,190		12,326	12,063	12,063	-263
LAWNDALE						
SERVICES & SUPPLIES..	336,975		345,657	339,069	339,069	-6,588
LAYTON VISTA						
SERVICES & SUPPLIES..	32,734		37,326	41,215	41,215	3,889
LOMITA						
SERVICES & SUPPLIES..	191,113		194,820	195,148	195,148	328
LONGDEN						
SERVICES & SUPPLIES..	351,331		419,882	357,182	357,182	-62,700
LOS NIETOS						
SERVICES & SUPPLIES..	13,926		16,637	16,476	16,476	-161
LUCILE						
SERVICES & SUPPLIES..	4,043		5,059	4,632	4,632	-427
MANHATTAN						
SERVICES & SUPPLIES..	8,227		10,555	10,135	10,135	-420

Classification	EXPENDITURES: Actual Prior Year 1982-83	EXPENDITURES: Estimated Current Year 1983-84	APPROPRIATIONS: Adjusted Allowance 1983-84	APPROPRIATIONS: Requested Fiscal Year 1984-85	APPROPRIATIONS: Approved by Board of Supervisors Fiscal Year 1984-85	APPROPRIATIONS: Change From Adjusted Allowance
MIDCREST						
SERVICES & SUPPLIES..	33,123		37,474	35,178	35,178	-2,296
MINES						
SERVICES & SUPPLIES..	86,448		97,012	88,741	88,741	-8,271
MIRALESTE						
SERVICES & SUPPLIES..	1,786		1,921	1,576	1,576	-345
MONTROSE						
SERVICES & SUPPLIES..	32,230		37,380	36,408	36,408	-972
NESTOR						
SERVICES & SUPPLIES..	8,724		10,319	10,394	10,394	75
NEWGATE						
SERVICES & SUPPLIES..	19,382		24,515	23,410	23,410	-1,105
NEWHALL						
SERVICES & SUPPLIES..	421,482		510,193	510,568	510,568	375
PALMDALE						
SERVICES & SUPPLIES..	193,937		220,736	205,642	205,642	-15,094
PIEDMONT						
SERVICES & SUPPLIES..	150,596		159,177	155,442	155,442	-3,735
POPPY FIELDS						
SERVICES & SUPPLIES..	34,552		101,542	101,726	101,726	184
REDONDO						
SERVICES & SUPPLIES..	4,321			1,010	1,010	1,010
RIVERSIDE						
SERVICES & SUPPLIES..	6,469		5,634	2,378	2,378	-3,256
SAN DIMAS						
SERVICES & SUPPLIES..				1,303	1,303	1,303
SATIVA						
SERVICES & SUPPLIES..	50,589		62,601	62,392	62,392	-209
SEPULVEDA						
SERVICES & SUPPLIES..	23,320		29,241	28,337	28,337	-904
STEPHENSON-LAGUNA						
SERVICES & SUPPLIES..	1,022,961		1,184,744	1,073,121	1,073,121	-111,623
STEPHENSON-LAGUNA ZN. 85						
SERVICES & SUPPLIES..	645		1,260			-1,260
SUNNYBROOK						
SERVICES & SUPPLIES..	30,108		35,275	35,050	35,050	-225
TRUMBALL						
SERVICES & SUPPLIES..	2,656		3,127	3,149	3,149	22
VAL VERDE						
SERVICES & SUPPLIES..	15,365		17,962	18,412	18,412	450

Classification	EXPENDITURES: Actual Prior Year 1982-83	EXPENDITURES: Estimated Current Year 1983-84	APPROPRIATIONS: Adjusted Allowance 1983-84	APPROPRIATIONS: Requested Fiscal Year 1984-85	APPROPRIATIONS: Approved by Board of Supervisors Fiscal Year 1984-85	APPROPRIATIONS: Change From Adjusted Allowance
WALNUT						
SERVICES & SUPPLIES..	15,443		18,510	19,113	19,113	603
WEST HOLLYWOOD						
SERVICES & SUPPLIES..	290,130		369,670	346,858	346,858	-22,812
WEST KNOLL						
SERVICES & SUPPLIES..	91,845		117,608	107,251	107,251	-10,357
WEST WHITTIER						
SERVICES & SUPPLIES..	6,625		7,429	6,919	6,919	-510
WILLOWBROOK						
SERVICES & SUPPLIES..	114,565		125,619	112,794	112,794	-12,825
TOTAL LIGHTING DIST....	$ 7,756,471	$ 7,888,607	$ 8,893,259	$ 8,423,828	$ 8,423,828	$ -469,431
LIGHTING MAINTENANCE DISTRICTS						
NO. 411-MONTROSE AVE.						
SERVICES & SUPPLIES..	$ 5,793	$	$ 6,807	$ 6,209	$ 6,209	$ -598
NO. 540-ROSE VILLA ST.						
SERVICES & SUPPLIES..	17,857		20,580	20,529	20,529	-51
NO. 588-ALLEN AVE.						
SERVICES & SUPPLIES..	58,590		65,898	85,546	85,546	19,648
NO. 669-CENTRAL AVE.						
SERVICES & SUPPLIES..				4,373	4,373	4,373
NO. 691-PEACH ST.						
SERVICES & SUPPLIES..	1,545		1,743	1,755	1,755	12
NO. 760-FAIRFAX AVE.						
SERVICES & SUPPLIES..	3,985		5,570	2,478	2,478	-3,092
NO. 865-SEE DR.						
SERVICES & SUPPLIES..	17,421		18,906	18,663	18,663	-243
NO. 941-NINTH ST.						
SERVICES & SUPPLIES..	184,652		213,869	205,063	205,063	-8,806
NO. 1007-VIEW PARK						
SERVICES & SUPPLIES..	126,039		323,224	323,521	323,521	297
NO. 1395-SO ARCADIA PK						
SERVICES & SUPPLIES..	34,935		45,438	43,638	43,638	-1,800
NO. 1395-SO. ARCADIA PARK ZONE 18						
SERVICES & SUPPLIES..	53					

Classification	EXPENDITURES Actual Prior Year 1982-83	EXPENDITURES Estimated Current Year 1983-84	APPROPRIATIONS Adjusted Allowance 1983-84	APPROPRIATIONS Requested Fiscal Year 1984-85	APPROPRIATIONS Approved by Board of Supervisors Fiscal Year 1984-85	APPROPRIATIONS Change From Adjusted Allowance
NO. 1395-SO ARCADIA PARK ZONE 19 SERVICES & SUPPLIES..	16					
NO. 1395-SO ARCADIA PARK ZONE 62 SERVICES & SUPPLIES..	1,050					
NO. 1395-SO ARCADIA PARK ZONE 33 SERVICES & SUPPLIES..			691			-691
NO. 1395-SO ARCADIA PARK ZONE 79 SERVICES & SUPPLIES..			174			-174
NO. 1395-SO ARCADIA PARK ZONE 89 SERVICES & SUPPLIES..	1,290		1,866			-1,866
NO. 1395-SO ARCADIA PARK ZONE 105 SERVICES & SUPPLIES..			169			-169
NO. 1396-VERMONT GARDEN SERVICES & SUPPLIES..	2,688		2,902	2,539	2,539	-363
NO. 1400-PARAMOUNT MANOR SERVICES & SUPPLIES..	66,468		75,855	70,029	70,029	-5,826
NO. 1456-STUDEBAKER SERVICES & SUPPLIES..	149,186		176,659	178,041	178,041	1,382
NO. 1472-LAUREL-LAMBERT SERVICES & SUPPLIES..	2,382		2,836	2,770	2,770	-66
No. 1517-GRAMERCY SERVICES & SUPPLIES..	20,275		24,084	23,932	23,932	-152
NO. 1560-TRUDIE DR. SERVICES & SUPPLIES..	11,518		13,055	12,221	12,221	-834
NO. 1565-ARLEE AVE. SERVICES & SUPPLIES..	2,389		2,789	2,808	2,808	19
NO. 1575-ADMIRAL SERVICES & SUPPLIES..	4,205		4,882	4,914	4,914	32
NO. 1600-LOCHLEVEN SERVICES & SUPPLIES..	3,452		3,888	3,803	3,803	-85
NO. 1608-KLINGERMAN SERVICES & SUPPLIES..	33,291		39,894	20,887	20,887	-19,007
NO. 1613-CORNING SERVICES & SUPPLIES..	94,499		105,936	95,546	95,546	-10,390

Classification	EXPENDITURES: Actual Prior Year 1982-83	EXPENDITURES: Estimated Current Year 1983-84	APPROPRIATIONS: Adjusted Allowance 1983-84	APPROPRIATIONS: Requested Fiscal Year 1984-85	APPROPRIATIONS: Approved by Board of Supervisors Fiscal Year 1984-85	APPROPRIATIONS: Change From Adjusted Allowance
NO. 1616-QUARTZ HILL						
SERVICES & SUPPLIES..	51,075		63,859	63,692	63,692	-167
NO. 1620-BERENDO						
SERVICES & SUPPLIES..	3,028		3,708	3,537	3,537	-171
NO. 1625-MEHDEN						
SERVICES & SUPPLIES..	8,067		9,611	9,682	9,682	71
NO. 1633-LAKE HUGHES						
SERVICES & SUPPLIES..	17,086		19,290	18,202	18,202	-1,088
NO. 1660-HARBOUR						
SERVICES & SUPPLIES..	19,741		73,551	73,698	73,698	147
NO. 1670-ANCHOR						
SERVICES & SUPPLIES..	89,268		108,543	108,684	108,684	141
NO. 1670-ANCHOR ZN 43						
SERVICES & SUPPLIES..	12					
NO. 1670-ANCHOR ZN 47						
SERVICES & SUPPLIES..	786					
NO. 1676-MALIBU						
SERVICES & SUPPLIES..	147,159		162,582	134,624	134,624	-27,958
NO. 1686-HINDRY						
SERVICES & SUPPLIES..	3,483		4,073	3,900	3,900	-173
NO. 1687-FRONTIER						
SERVICES & SUPPLIES..	297,838		381,591	350,271	350,271	-31,320
NO. 1687-FRONTIER ZN 12						
SERVICES & SUPPLIES..	156					
NO. 1687-FRONTIER ZN 67						
SERVICES & SUPPLIES..	8					
NO. 1687-FRONTIER ZN 92						
SERVICES & SUPPLIES..			886			-886
NO. 1687-FRONTIER ZN 97						
SERVICES & SUPPLIES..			1,461			-1,461
NO. 1696-BRIGHTVIEW						
SERVICES & SUPPLIES..	5,067		6,274	6,031	6,031	-243
NO. 1697-AVALON						
SERVICES & SUPPLIES..	349,217		416,298	411,445	411,445	-4,853
NO. 1697-AVALON ZN 10						
SERVICES & SUPPLIES..	28					
NO. 1720-CALVADOS						
SERVICES & SUPPLIES..	2,893		3,466	3,492	3,492	26

Classification	EXPENDITURES: Actual Prior Year 1982-83	EXPENDITURES: Estimated Current Year 1983-84	APPROPRIATIONS: Adjusted Allowance 1983-84	APPROPRIATIONS: Requested Fiscal Year 1984-85	APPROPRIATIONS: Approved by Board of Supervisors Fiscal Year 1984-85	APPROPRIATIONS: Change From Adjusted Allowance
NO. 1741-SUNGOLD SERVICES & SUPPLIES..	139,087					
NO. 1741-SUNGOLD SERVICES & SUPPLIES..			165,811	166,416	166,416	605
NO. 1741-SUNGOLD ZN 57 SERVICES & SUPPLIES..	790		1,878			-1,878
NO. 1741-SUNGOLD ZN 74 SERVICES & SUPPLIES..	787		1,813			-1,813
NO. 1741-SUNGOLD ZN 75 SERVICES & SUPPLIES..	678		1,977			-1,977
NO. 1741-SUNGOLD ZN 76 SERVICES & SUPPLIES..	658		1,537			-1,537
NO. 1744-TORCH SERVICES & SUPPLIES..	395,838		459,130	466,005	466,005	6,875
NO. 1744-TORCH ZN 28 SERVICES & SUPPLIES..	12					
NO. 1744-TORCH ZN 41 SERVICES & SUPPLIES..	1,441					
NO. 1744-TORCH ZN 83 SERVICES & SUPPLIES..	72		1,836			-1,836
NO. 1759-AEOLIAN SERVICES & SUPPLIES..	17,371		21,858	22,013	22,013	155
NO. 1759-AEOLIAN ZN 50 SERVICES & SUPPLIES..	504					
NO. 1759-AEOLIAN ZN 88 SERVICES & SUPPLIES..	903		1,231			-1,231
NO. 1766-MALABAR SERVICES & SUPPLIES..	6,097		7,277	7,330	7,330	53
NO. 1770-OLYMPUS SERVICES & SUPPLIES..	333,078		397,549	356,477	356,477	-41,072
NO. 1770-OLYMPUS ZN 23 SERVICES & SUPPLIES..	8					
NO. 1770-OLYMPUS ZN 32 SERVICES & SUPPLIES..	30					
NO. 1770-OLYMPUS ZN 37 SERVICES & SUPPLIES..	14					
NO. 1770-OLYMPUS ZN 38 SERVICES & SUPPLIES..	1,524					

Classification	EXPENDITURES Actual Prior Year 1982-83	EXPENDITURES Estimated Current Year 1983-84	APPROPRIATIONS Adjusted Allowance 1983-84	APPROPRIATIONS Requested Fiscal Year 1984-85	APPROPRIATIONS Approved by Board of Supervisors Fiscal Year 1984-85	Change From Adjusted Allowance
NO. 1770-OLYMPUS ZN 39 SERVICES & SUPPLIES..	14					
NO. 1770-OLYMPUS ZN 49 SERVICES & SUPPLIES..	10					
NO. 1770-OLYMPUS ZN 53 SERVICES & SUPPLIES..	258					
NO. 1770-OLYMPUS ZN 54 SERVICES & SUPPLIES..	10					
NO. 1770-OLYMPUS ZN 77 SERVICES & SUPPLIES..	1,837		4,183			-4,183
NO. 1770-OLYMPUS ZN 81 SERVICES & SUPPLIES..	525		1,209			-1,209
NO. 1770-OLYMPUS ZN 99 SERVICES & SUPPLIES..			795			-795
NO. 1847-GROVE CENTER SERVICES & SUPPLIES..	41,381		50,876	50,225	50,225	-651
NO. 1847-GROVE CENTER ZONE 4 SERVICES & SUPPLIES..	14					
NO. 1847-GROVE CENTER ZONE 64 SERVICES & SUPPLIES..			621			-621
NO. 1864-BRIARCROFT SERVICES & SUPPLIES..	19,795		22,927	22,272	22,272	-655
NO. 1865-BIRCHFIELD SERVICES & SUPPLIES..	336,184		378,738	349,354	349,354	-29,384
NO. 1866-LAWNWOOD SERVICES & SUPPLIES..	530,295		680,421	642,434	642,434	-37,987
NO. 1866-LAWNWOOD ZN 42 SERVICES & SUPPLIES..	12					
NO. 1866-LAWNWOOD ZN 69 SERVICES & SUPPLIES..	59		563			-563
NO. 1866-LAWNWOOD ZN 70 SERVICES & SUPPLIES..	26		674			-674
NO. 1866-LAWNWOOD ZN 84 SERVICES & SUPPLIES..	258					
NO. 1866-LAWNWOOD ZN 85 SERVICES & SUPPLIES..			359			-359
NO. 1866-LAWNWOOD ZN 86 SERVICES & SUPPLIES..	1,032		2,016			-2,016

Classification	EXPENDITURES: Actual Prior Year 1982-83	EXPENDITURES: Estimated Current Year 1983-84	APPROPRIATIONS: Adjusted Allowance 1983-84	APPROPRIATIONS: Requested Fiscal Year 1984-85	APPROPRIATIONS: Approved by Board of Supervisors Fiscal Year 1984-85	APPROPRIATIONS: Change From Adjusted Allowance
NO. 1866-LAWNWOOD ZN 93						
SERVICES & SUPPLIES..	516		693			-693
NO. 1867-FORREST PARK						
SERVICES & SUPPLIES..	485,285		581,555	574,400	574,400	-7,155
NO. 1868-NEWGROVE						
SERVICES & SUPPLIES..	5,665		6,424	6,058	6,058	-366
NO. 1940-LITTLEROCK						
SERVICES & SUPPLIES..	2,913		3,307	3,175	3,175	-132
NO. 1956-RODIN						
SERVICES & SUPPLIES..	19,038		22,054	21,125	21,125	-929
NO. 1960-MONTEROSA						
SERVICES & SUPPLIES..	64,252		72,584	65,950	65,950	-6,634
NO. 2243						
SERVICES & SUPPLIES..				200	200	200
NO. 2255-LOMA						
SERVICES & SUPPLIES..	4,589		5,505	5,540	5,540	35
NO. 2261-KEITH DR						
SERVICES & SUPPLIES..	4,625		5,368	5,406	5,406	38
NO. 2274-DARLAN						
SERVICES & SUPPLIES..	1,406		1,626	1,638	1,638	12
NO. 2301-LENNON						
SERVICES & SUPPLIES..	1,135		1,286	13,293	13,293	12,007
NO. 2310-DEBLYNN						
SERVICES & SUPPLIES..	1,531		1,789	1,802	1,802	13
NO. 2311-GLEN ARDEN						
SERVICES & SUPPLIES..	2,648		3,075	3,095	3,095	20
NO. 2321-LOGANSIDE						
SERVICES & SUPPLIES..	431		488	5,991	5,991	5,503
NO. 2328-MARBELLA						
SERVICES & SUPPLIES..	3,821		4,438	4,469	4,469	31
NO. 2345-ALLENHURST						
SERVICES & SUPPLIES..	1,943		2,245	2,258	2,258	13
NO. 2353-SANDEL						
SERVICES & SUPPLIES..	575		650	7,655	7,655	7,005
NO. 2379-VISALIA						
SERVICES & SUPPLIES..	2,950		3,416	3,440	3,440	24
NO. 2387-KEITH DR						
SERVICES & SUPPLIES..	719		813	9,819	9,819	9,006

Classification	EXPENDITURES		APPROPRIATIONS			
	Actual Prior Year 1982-83	Estimated Current Year 1983-84	Adjusted Allowance 1983-84	Requested Fiscal Year 1984-85	Approved by Board of Supervisors Fiscal Year 1984-85	Change From Adjusted Allowance
NO. 2421-YBARRA						
SERVICES & SUPPLIES..	2,648		3,075	3,095	3,095	20
NO. 2430-MILMORE						
SERVICES & SUPPLIES..	7,877		9,119	9,183	9,183	64
NO. 2440-124th ST						
SERVICES & SUPPLIES..	1,156		1,302	14,811	14,811	13,509
NO. 2454-WICKSHIRE						
SERVICES & SUPPLIES..	2,008		2,302	2,273	2,273	-29
NO. 2482-ROWLAND HEIGHT						
SERVICES & SUPPLIES..	4,945		5,713	5,718	5,718	5
NO. 10000-WALL ST						
SERVICES & SUPPLIES..	4,778		13,688	13,723	13,723	35
NO. 10002-MC KINLEY AV						
SERVICES & SUPPLIES..	2,273		7,972	7,984	7,984	12
NO. 10003-PICO RIVERA A						
SERVICES & SUPPLIES..	9,040		55,279	55,348	55,348	69
NO. 10005-ACTON						
SERVICES & SUPPLIES..	2,017		2,100	2,115	2,115	15
NO. 10006-DIAMOND BAR						
SERVICES & SUPPLIES..	362,599		475,743	448,492	448,492	-27,251
NO. 10007-KISSELL						
SERVICES & SUPPLIES..	8,967		10,151	9,505	9,505	-646
NO. 10008-COMPTON						
SERVICES & SUPPLIES..	1,795		2,086	2,098	2,098	12
NO. 10010-CHESHIRE						
SERVICES & SUPPLIES..	3,909		4,412	4,444	4,444	32
NO. 10011-PICO RIVERA (ZONE A)						
SERVICES & SUPPLIES..	42,019		12,480	9,954	9,954	-2,526
NO. 10011-PICO RIVERA (ZONE B)						
SERVICES & SUPPLIES..	491,707		636,502	625,397	625,397	-11,105
NO. 10012-NORDBY						
SERVICES & SUPPLIES..	3,281		3,797	3,820	3,820	23
NO. 10013-SUN VILLAGE						
SERVICES & SUPPLIES..	13,149		16,229	16,824	16,824	595
NO. 10014-PEARBLOSSOM						
SERVICES & SUPPLIES..	8,446		9,974	9,697	9,697	-277

Classification	EXPENDITURES: Actual Prior Year 1982-83	EXPENDITURES: Estimated Current Year 1983-84	APPROPRIATIONS: Adjusted Allowance 1983-84	APPROPRIATIONS: Requested Fiscal Year 1984-85	APPROPRIATIONS: Approved by Board of Supervisors Fiscal Year 1984-85	APPROPRIATIONS: Change From Adjusted Allowance
NO. 10016-EARLE AVE. SERVICES & SUPPLIES..	7,428		11,704	11,122	11,122	-582
NO. 10017-ALBURTIS SERVICES & SUPPLIES..	667		788	794	794	6
NO. 10018-ARRIBA DR SERVICES & SUPPLIES..	4,581		5,466	4,949	4,949	-517
NO. 10023-COASTLINE SERVICES & SUPPLIES..	25,218		28,586	26,804	26,804	-1,782
NO. 10024-MONTBROOK SERVICES & SUPPLIES..	864		976	11,483	11,483	10,507
NO. 10025-LORELLA SERVICES & SUPPLIES..	1,007		1,139	13,147	13,147	12,008
NO. 10027-CREST DR SERVICES & SUPPLIES..	24,505		26,035	26,160	26,160	125
NO. 10028-MARINA DEL REY SERVICES & SUPPLIES..	58,860		69,637	65,456	65,456	-4,181
NO. 10030-BIG ROCK SERVICES & SUPPLIES..	4,968		6,992	5,422	5,422	-1,570
NO. 10032-EL CONEJO SERVICES & SUPPLIES..	283,125		308,617	305,868	305,868	-2,749
NO. 10033-SILVER SPUR SERVICES & SUPPLIES..	31,640		37,035	36,293	36,293	-742
NO. 10034-HAWAIIAN GARD SERVICES & SUPPLIES..	70,232		90,993	89,292	89,292	-1,701
NO. 10036-GREEN CASTLE SERVICES & SUPPLIES..	8,016		9,117	7,319	7,319	-1,798
NO. 10037-ASHGROVE SERVICES & SUPPLIES..	399		473	476	476	3
NO. 10038-ROLLING VISTA SERVICES & SUPPLIES..	1,168		1,300	1,032	1,032	-268
NO. 10040-OAK CROSSING SERVICES & SUPPLIES..	1,331		1,575	1,587	1,587	12
NO. 10041-AVE C SERVICES & SUPPLIES..	945			227	227	227
NO. 10042-WILMINGTON SERVICES & SUPPLIES..	52,869		63,194	62,948	62,948	-246
NO. 10043-WHITTIER WOOD SERVICES & SUPPLIES..	12,079		14,193	14,282	14,282	89

Classification	EXPENDITURES: Actual Prior Year 1982-83	EXPENDITURES: Estimated Current Year 1983-84	APPROPRIATIONS: Adjusted Allowance 1983-84	APPROPRIATIONS: Requested Fiscal Year 1984-85	APPROPRIATIONS: Approved by Board of Supervisors Fiscal Year 1984-85	APPROPRIATIONS: Change From Adjusted Allowance
NO. 10045A-LA MIRADA						
SERVICES & SUPPLIES..	322,054		382,264	434,066	434,066	51,802
NO. 10045A-LA MIRADA ZONE 59						
SERVICES & SUPPLIES..	387					
NO. 10045B-LA MIRADA						
SERVICES & SUPPLIES..	19,628		36,860			-36,860
NO. 10045B-LA MIRADA ZONE 60						
SERVICES & SUPPLIES..	645					
NO. 10045-LA MIRADA ZONE 90						
SERVICES & SUPPLIES..	1,032		1,050			-1,050
NO. 10047-VERMONT						
SERVICES & SUPPLIES..	1,731		1,984	1,995	1,995	11
NO. 10049-GREEN DR.						
SERVICES & SUPPLIES..	23,927		26,571	26,522	26,522	-49
NO. 10050-HACIENDA						
SERVICES & SUPPLIES..	4,995		5,385	4,449	4,449	-936
NO. 10051-BROADWAY						
SERVICES & SUPPLIES..	15,297		17,291	17,383	17,383	92
NO. 10052-WESTLAKE VIL						
SERVICES & SUPPLIES..	120,401		144,759	145,316	145,316	557
NO. 10054-WESTERN						
SERVICES & SUPPLIES..	7,281		9,179	7,343	7,343	-1,836
NO. 10055-ATHENS						
SERVICES & SUPPLIES..	10,919		12,171	11,195	11,195	-976
NO. 10056-CALABASAS						
SERVICES & SUPPLIES..	68,656		82,298	74,504	74,504	-7,794
NO. 10057-COMPTON						
SERVICES & SUPPLIES..	43,640		50,151	50,444	50,444	293
NO. 10058-LARK ELLEN						
SERVICES & SUPPLIES..	1,239		1,949	2,312	2,312	363
NO. 10059-ALAMEDA						
SERVICES & SUPPLIES..	2,381		2,713	2,728	2,728	15
NO. 10060-CARSON ST						
SERVICES & SUPPLIES..	71,178		83,891	71,944	71,944	-11,947
NO. 10061-DOMINGUEZ						
SERVICES & SUPPLIES..	56,999		70,116	62,025	62,025	-8,091

LIGHTING MAINTENANCE DISTRICTS-Continued

Classification	EXPENDITURES: Actual Prior Year 1982-83	EXPENDITURES: Estimated Current Year 1983-84	APPROPRIATIONS: Adjusted Allowance 1983-84	APPROPRIATIONS: Requested Fiscal Year 1984-85	APPROPRIATIONS: Approved by Board of Supervisors Fiscal Year 1984-85	APPROPRIATIONS: Change From Adjusted Allowance
NO. 10062-COMPTON SERVICES & SUPPLIES..	66,831		79,612	81,797	81,797	2,185
NO. 10063-MILTON SERVICES & SUPPLIES..	10,630		12,978	13,073	13,073	95
NO. 10064 SERVICES & SUPPLIES..				344	344	344
NO. 10066-PARAMOUNT SERVICES & SUPPLIES..	552,856		561,837	562,040	562,040	203
NO. 10067-CHARTER OAK SERVICES & SUPPLIES..	11,865		14,762	13,921	13,921	-841
NO. 10068-COLIMA SERVICES & SUPPLIES..	4,471		5,344	5,374	5,374	30
NO. 10069-SAN GABRIEL SERVICES & SUPPLIES..	38,987		51,376	48,197	48,197	-3,179
NO. 10072-HUGHES AIRPORT SERVICES & SUPPLIES..	39,619		45,081	44,712	44,712	-369
NO. 10073-VERMONT AVE SERVICES & SUPPLIES..	5,225		5,919	5,959	5,959	40
NO. 10074-HARBOR GEN SERVICES & SUPPLIES..	24,668		28,663	28,786	28,786	123
NO. 10075-ROLLING HILLS SERVICES & SUPPLIES..	1,128		5,559	1,483	1,483	-4,076
NO. 10076-SO EL MONTE SERVICES & SUPPLIES..	150,410		187,355	181,833	181,833	-5,522
NO. 10077 SERVICES & SUPPLIES..				4,214	4,214	4,214
NO. 10152 SERVICES & SUPPLIES..	1,426		1,669	1,678	1,678	9
TOTAL LIGHTING MAINT. DISTRICTS.....	$ 7,516,157	$ 7,913,987	$ 9,214,034	$ 8,969,142	$ 8,969,142	$ -244,892

LANDSCAPING AND LIGHTING ACT DISTRICTS--STREET LIGHTING

FUND
Various

Street Lighting Assessment Districts are formed under the provisions of Landscaping and Lighting Act of 1972, Part 2, Division 15, Streets and Highways Code. The purpose of these new districts is to levy an assessment on each lot or parcel base on benefits to be received from the existing street lighting improvements.

Classification	EXPENDITURES: Actual Prior Year 1982-83	EXPENDITURES: Estimated Current Year 1983-84	APPROPRIATIONS: Adjusted Allowance 1983-84	APPROPRIATIONS: Requested Fiscal Year 1984-85	APPROPRIATIONS: Approved by Board of Supervisors Fiscal Year 1984-85	Change From Adjusted Allowance
SUMMARY						
REQUIREMENTS						
APPROPRIATION						
SERVICES & SUPPLIES	$ 38,399	$ 30,000	$ 30,000	$ 30,000	$ 30,000	$
OTHER CHARGES	8,218,415	9,230,246	9,837,817	9,683,172	9,657,147	-180,670
NET APPROPRIATION	8,256,814	9,260,246	9,867,817	9,713,172	9,687,147	-180,670
RESERVES						
OTHER RESERVES	8,063					
EST DELINQUENCY			234,854	241,004	244,675	9,821
TOTAL RESERVES	8,063		234,854	241,004	244,675	9,821
TOTAL REQUIREMENTS	$ 8,264,877	$ 9,260,246	$ 10,102,671	$ 9,954,176	$ 9,931,822	$ -170,849
AVAILABLE FUNDS						
FUND BALANCE	$ 1,048,898	$ 2,420,742	$ 2,420,742	$ 1,592,321	$ 1,443,920	$ -976,822
REVENUE	-23,863	87,396	234,854	87,396	87,396	-147,458
BENEFIT ASSESSMENT	9,660,587	8,196,028	7,447,075	8,274,459	8,400,506	953,431
TOTAL AVAILABLE FUNDS	$ 10,685,622	$ 10,704,166	$ 10,102,671	$ 9,954,176	$ 9,931,822	$ -170,849
DETAIL						
CO LIGHT DIST-LLAD #1						
SERVICES & SUPPLIES	$ 22,243	$	$ 19,963	$ 19,963	$ 19,963	$
OTHER CHARGES	5,507,749		6,575,912	6,646,349	6,620,324	44,412
TOTAL CO LIGHT DIST-LLAD #1	5,529,992		6,595,875	6,666,312	6,640,287	44,412
AGOURA HILLS ZONE						
OTHER CHARGES				116,861	116,861	116,861
BELL GARDENS ZONE						
SERVICES & SUPPLIES	389		389	389	389	
OTHER CHARGES	158,107		146,450	109,130	109,130	-37,320
TOTAL BELL GARDENS ZONE	158,496		146,839	109,519	109,519	-37,320
CARSON ZONE						
SERVICES & SUPPLIES	1,738		1,722	1,722	1,722	
OTHER CHARGES	375,250		466,532	484,037	484,037	17,505
TOTAL CARSON ZONE	376,988		468,254	485,759	485,759	17,505
HAWAIIAN GARDENS ZONE						
SERVICES & SUPPLIES	227		220	220	220	
OTHER CHARGES	52,500		55,956	72,374	72,374	16,418
TOTAL HAWAIIAN GARDENS ZONE	52,727		56,176	72,594	72,594	16,418

Classification	EXPENDITURES: Actual Prior Year 1982-83	EXPENDITURES: Estimated Current Year 1983-84	APPROPRIATIONS: Adjusted Allowance 1983-84	APPROPRIATIONS: Requested Fiscal Year 1984-85	APPROPRIATIONS: Approved by Board of Supervisors Fiscal Year 1983-84	APPROPRIATIONS: Change From Adjusted Allowance
LA CANADA-FLINTRIDGE ZONE A						
SERVICES & SUPPLIES..	412		412	412	412	
OTHER CHARGES.....	53,450		47,773	31,341	31,341	-16,432
TOTAL LA CANADA-FLINTRIDGE ZONE A.....	53,862		48,185	31,753	31,753	-16,432
LA MIRADA ZONE A						
SERVICES & SUPPLIES..	1,052		1,052	1,052	1,052	
OTHER CHARGES.....	267,057		295,833	313,283	313,283	17,450
TOTAL LA MIRADA ZONE A.	268,109		296,885	314,335	314,335	17,450
LA MIRADA ZONE B						
SERVICES & SUPPLIES..	81		81	81	81	
OTHER CHARGES.....	16,986		18,802	19,912	19,912	1,110
TOTAL LA MIRADA ZONE B.	17,067		18,883	19,993	19,993	1,110
LANCASTER ZONE						
SERVICES & SUPPLIES..	1,214		1,207	1,207	1,207	
OTHER CHARGES.....	410,150		433,330	381,471	381,471	-51,859
TOTAL LANCASTER ZONE...	411,364		434,537	382,678	382,678	-51,859
LA PUENTE ZONE						
SERVICES & SUPPLIES..	677		671	671	671	
OTHER CHARGES.....	145,000		213,630	114,917	114,917	-98,713
TOTAL LA PUENTE ZONE...	145,677		214,301	115,588	115,588	-98,713
LAWNDALE ZONE						
SERVICES & SUPPLIES..	510		508	508	508	
OTHER CHARGES.....	97,900		133,944	88,563	88,563	-45,381
TOTAL LAWNDALE ZONE....	98,410		134,452	89,071	89,071	-45,381
LOMITA ZONE						
SERVICES & SUPPLIES..	450		445	445	445	
OTHER CHARGES.....	93,500		84,237	94,595	94,595	10,358
TOTAL LOMITA ZONE.....	93,950		84,682	95,040	95,040	10,358
PALMDALE ZONE						
SERVICES & SUPPLIES..	308		306	306	306	
OTHER CHARGES.....	98,200		144,906	104,822	104,822	-40,084
TOTAL PALMDALE ZONE....	98,508		145,212	105,128	105,128	-40,084

LANDSCAPING AND LIGHTING ACT DISTRICTS--STREET LIGHTING-Continued

Classification	EXPENDITURES Actual Prior Year 1982-83	EXPENDITURES Estimated Current Year 1983-84	APPROPRIATIONS Adjusted Allowance 1983-84	APPROPRIATIONS Requested Fiscal Year 1984-85	APPROPRIATIONS Approved by Board of Supervisors Fiscal Year 1984-85	Change From Adjusted Allowance
PARAMOUNT ZONE						
SERVICES & SUPPLIES..	6,758		687	687	687	
OTHER CHARGES.....	333,937		423,171	373,684	373,684	-49,487
TOTAL PARAMOUNT ZONE...	340,695		423,858	374,371	374,371	-49,487
PICO RIVERA ZONE A						
SERVICES & SUPPLIES..	73		73	73	73	
OTHER CHARGES.....	5,591		6,989	6,806	6,806	-183
TOTAL PICO RIVERA ZN A.	5,664		7,062	6,879	6,879	-183
PICO RIVERA ZONE B						
SERVICES & SUPPLIES..	1,228		1,227	1,227	1,227	
OTHER CHARGES.....	285,609		359,544	350,163	350,163	-9,381
TOTAL PICO RIVERA ZN B.	286,837		360,771	351,390	351,390	-9,381
RANCHO PALOS VERDES ZN						
SERVICES & SUPPLIES..	672		672	672	672	
OTHER CHARGES.....	151,824		182,127	219,401	219,401	37,274
TOTAL RANCHO PALOS VERDES ZONE.....	152,496		182,799	220,073	220,073	37,274
ROLLING HILLS ESTATES ZONE A						
SERVICES & SUPPLIES..	7		6	6	6	
OTHER CHARGES.....	11,746		13,509	5,195	5,195	-8,314
TOTAL ROLLING HILLS ESTATES ZONE A.....	11,753		13,515	5,201	5,201	-8,314
ROLLING HILLS ESTATES ZONE B						
SERVICES & SUPPLIES..	40		40	40	40	
OTHER CHARGES.....	8,874		18,472	7,084	7,084	-11,388
TOTAL ROLLING HILLS ESTATES ZONE B.....	8,914		18,512	7,124	7,124	-11,388
WALNUT ZONE						
SERVICES & SUPPLIES..	320		319	319	319	
OTHER CHARGES.....	89,800		135,114	90,443	90,443	-44,671
TOTAL WALNUT ZONE.....	90,120		135,433	90,762	90,762	-44,671

LANDSCAPING AND LIGHTING ACT DISTRICTS--STREET LIGHTING-Continued

Classification	EXPENDITURES: Actual Prior Year 1982-83	EXPENDITURES: Estimated Current Year 1983-84	APPROPRIATIONS: Adjusted Allowance 1983-84	APPROPRIATIONS: Requested Fiscal Year 1984-85	APPROPRIATIONS: Approved by Board of Supervisors Fiscal Year 1984-85	APPROPRIATIONS: Change From Adjusted Allowance
WESTLAKE ZONE						
OTHER CHARGES.....	55,185		81,586	52,741	52,741	-28,845
TOTAL LIAD STREET LIGHTING.....	$ 8,256,814	$ 9,260,246	$ 9,867,817	$ 9,713,172	$ 9,687,147	$ -180,670

RECREATION AND PARK DISTRICTS

FUND
Various

These districts are formed under authority of the Public Resources Code for the purpose of operating and maintaining landscaped parkway and median panels within their boundaries. The districts are administered by the Parks and Recreation Department.

Classification	EXPENDITURES: Actual Prior Year 1982-83	EXPENDITURES: Estimated Current Year 1983-84	APPROPRIATIONS: Adjusted Allowance 1983-84	APPROPRIATIONS: Requested Fiscal Year 1984-85	APPROPRIATIONS: Approved by Board of Supervisors Fiscal Year 1984-85	APPROPRIATIONS: Change From Adjusted Allowance
SUMMARY						
REQUIREMENTS						
APPROPRIATION						
SERVICES & SUPPLIES	$ 107,400	$ 123,988	$ 130,377	$ 145,198	$ 145,198	$ 14,821
NET APPROPRIATION	107,400	123,988	130,377	145,198	145,198	14,821
RESERVES						
GENERAL RESERVES			49,395	45,929	45,929	-3,466
OTHER RESERVES	3,434					
RES FOR ENCUM	24,696					
EST DELINQUENCY			888	989	989	101
TOTAL RESERVES	28,130		50,283	46,918	46,918	-3,365
TOTAL REQUIREMENTS	$ 135,530	123,988	180,660	192,116	192,116	11,456
AVAILABLE FUNDS						
FUND BALANCE	$ 93,196	$ 70,513	$ 70,513	$ 56,411	$ 56,411	$ -14,102
REVENUE	68,544	65,557	61,519	86,303	86,303	24,784
TAX LEVY	44,303	45,217	48,628	49,402	49,402	774
TOTAL AVAILABLE FUNDS	$ 206,043	$ 181,287	$ 180,660	$ 192,116	$ 192,116	$ 11,456
DETAIL						
BELLA VISTA						
SERVICES & SUPPLIES	$ 634	$ 1,203	$ 3,081	$ 8,482	$ 8,482	$ 5,401
HACIENDA						
SERVICES & SUPPLIES	35,576	40,643	45,154	40,025	40,025	-5,129
MONTEBELLO						
SERVICES & SUPPLIES	71,190	82,142	82,142	96,691	96,691	14,549
TOTAL REC & PARK	$ 107,400	$ 123,988	$ 130,377	$ 145,198	$ 145,198	$ 14,821

LANDSCAPING AND LIGHTING ACT DISTRICTS-RECREATION AND PARK

FUND
Various

Recreation and Park Assessment Districts are formed under the provisions of Landscaping and Lighting Act of 1972, Part 2, Division 15, Streets and Highways Code. The purpose of these new districts is to levy an assessment on each lot or parcel on benefits to be received from the existing recreation and parks improvements.

Classification	EXPENDITURES: Actual Prior Year 1982-83	EXPENDITURES: Estimated Current Year 1983-84	APPROPRIATIONS: Adjusted Allowance 1983-84	APPROPRIATIONS: Requested Fiscal Year 1984-85	APPROPRIATIONS: Approved by Board of Supervisors Fiscal Year 1984-85	APPROPRIATIONS: Change From Adjusted Allowance
SUMMARY						
REQUIREMENTS						
APPROPRIATION						
OTHER CHARGES	$ 50,764	$ 49,032	$ 49,032	$ 72,098	$ 72,098	$ 23,066
RESERVES						
EST DELINQUENCY			867	1,442	1,442	575
TOTAL RESERVES			867	1,442	1,442	575
TOTAL REQUIREMENTS	$ 50,764	$ 49,032	$ 49,899	$ 73,540	$ 73,540	$ 23,641
AVAILABLE FUNDS						
FUND BALANCE	$ 4,808	$ 4,738	$ 4,738	$ 4,179	$ 4,179	$ -559
REVENUE	-2,522	1,210		1,210	1,210	1,210
BENEFIT ASSESSMENTS	53,216	48,130	45,161	68,151	68,151	22,990
TOTAL AVAILABLE FUNDS	$ 55,502	$ 54,078	$ 49,899	$ 73,540	$ 73,540	$ 23,641
DETAIL						
HACIENDA LLAD NO. 34						
OTHER CHARGES	$ 24,778	$ 24,705	$ 24,705	$ 25,534	$ 25,534	$ 829
MONTEBELLO LLAD NO. 35						
OTHER CHARGES	25,986	24,327	24,327	46,564	46,564	22,237
TOTAL LLAD-REC & PARK	$ 50,764	$ 49,032	$ 49,032	$ 72,098	$ 72,098	$ 23,066

SEWER MAINTENANCE DISTRICTS

FUND
Various

Sewer Maintenance Districts are established pursuant to the Health and Safety Code for the administration, maintenance, operation and repair of sanitary sewers, appurtenances, pumping plants, sewer treatment plants and related services. In addition to the County unincorporated areas, services are rendered to various cities and governmental agencies on a contract basis. These Districts are financed through sewer service charges initially adopted by the Board of Supervisors in July 1978. Sewer Maintenance Districts are under the jurisdiction of the County Engineer-Facilities.

Classification	EXPENDITURES Actual Prior Year 1982-83	EXPENDITURES Estimated Current Year 1983-84	APPROPRIATIONS Adjusted Allowance 1983-84	APPROPRIATIONS Requested Fiscal Year 1984-85	APPROPRIATIONS Approved by Board of Supervisors Fiscal Year 1984-85	APPROPRIATIONS Change From Adjusted Allowance
SUMMARY						
REQUIREMENTS						
APPROPRIATION						
SERVICES & SUPPLIES	$ 7,236,925	$ 7,698,434	$ 9,146,274	$ 10,695,553	$ 10,695,553	$ 1,549,279
FIXED ASSETS	198,001	347,110	347,110	367,745	367,745	20,635
APPROP FOR CONT			775,018	806,700	806,700	31,682
NET APPROPRIATION	7,434,926	8,045,544	10,268,402	11,869,998	11,869,998	1,601,596
RESERVES						
GENERAL RESERVES			3,006,097	3,438,450	3,438,450	432,353
OTHER RESERVES	1,655,899					
RES FOR ENCUM	653,452					
TOTAL RESERVES	2,309,351		3,006,097	3,438,450	3,438,450	432,353
TOTAL REQUIREMENTS	$ 9,744,277	$ 8,045,544	$ 13,274,499	$ 15,308,448	$ 15,308,448	$ 2,033,949
AVAILABLE FUNDS						
FUND BALANCE	$ 6,528,408	$ 205,386	$ 5,455,099	$ 6,270,113	$ 6,270,113	$ 815,014
REVENUE	8,667,443	8,655,172	7,819,400	9,038,335	9,038,335	1,218,935
TOTAL AVAILABLE FUNDS	$ 15,195,851	$ 8,860,558	$ 13,274,499	$ 15,308,448	$ 15,308,448	$ 2,033,949
DETAIL						
CONSOLIDATED (1,2,3,465)						
SERVICES & SUPPLIES	$ 6,284,716	$ 6,434,200	$ 6,966,329	$ 8,027,244	$ 8,027,244	$ 1,060,915
FIXED ASSETS						
EQUIPMENT	183,501	347,110	347,110	367,745	367,745	20,635
TOTAL CONSOLIDATED	6,468,217	6,781,310	7,313,439	8,394,989	8,394,989	1,081,550
ANETA ZONE (4)						
SERVICES & SUPPLIES	1,505	1,988	14,744	17,760	17,760	3,016
E.L.A. ZONE (3)						
SERVICES & SUPPLIES			475,254	554,970	554,970	79,716
F.F.W. ZONE (2)						
SERVICES & SUPPLIES			64,119	76,234	76,234	12,115

Classification	EXPENDITURES: Actual Prior Year 1982-83	EXPENDITURES: Estimated Current Year 1983-84	APPROPRIATIONS: Adjusted Allowance 1983-84	APPROPRIATIONS: Requested Fiscal Year 1984-85	APPROPRIATIONS: Approved by Board of Supervisors Fiscal Year 1984-85	APPROPRIATIONS: Change From Adjusted Allowance
FOXPARK TAX ZONE						
SERVICES & SUPPLIES..		2,520	5,120	6,945	6,945	1,825
GORMAN ZONE (5)						
SERVICES & SUPPLIES..	112,691	72,686	113,774	186,952	186,952	73,178
FIXED ASSETS						
LAND.....	14,500					
TOTAL GORMAN ZONE.....	127,191	72,686	113,774	186,952	186,952	73,178
LA HABRA HGTS ZN (1)						
SERVICES & SUPPLIES..	586	1,608	5,024	7,830	7,830	2,806
LECHUZA ZONE (4)						
SERVICES & SUPPLIES..	41,060	82,953	54,507	56,831	56,831	2,324
MALIBU ZONE (4)						
SERVICES & SUPPLIES..	109,482	103,556	125,162	140,068	140,068	14,906
MALIBU MESA ZN (4)						
SERVICES & SUPPLIES..	189,070	255,750	286,000	323,500	323,500	37,500
SANDALWOOD ZONE (1)						
SERVICES & SUPPLIES..	1,768	3,354	3,562	3,716	3,716	154
SORENSON TAX ZONE						
SERVICES & SUPPLIES..	1,157	37,374	39,570	74,091	74,091	34,521
TOPANGA ZONE (5)						
SERVICES & SUPPLIES..	44,210	38,515	73,661	85,690	85,690	12,029
TRANCAS ZONE (4)						
SERVICES & SUPPLIES..	180,728	174,087	215,825	239,471	239,471	23,646
MARINA (4)						
SERVICES & SUPPLIES..	197,170	408,305	513,645	511,289	511,289	-2,356
WEST HLYWD-SHERMAN (3)						
SERVICES & SUPPLIES..	64,299	78,038	89,978	82,962	82,962	-7,016
WEST HLYWD-SHERMAN SPECIAL CHARGE FD (3)						
SERVICES & SUPPLIES..	8,483	3,500	100,000	300,000	300,000	200,000
TOTAL SEWER MAINT DIST.	$ 7,434,926	$ 8,045,544	$ 9,493,384	$ 11,063,298	$ 11,063,298	$ 1,569,914

RECAPITULATION OF SPECIAL DISTRICT BUDGET REQUIREMENTS

Districts	Salaries and Employee Benefits	Services and Supplies	Other Charges	Fixed Assets	Intrafund Transfer	Net Total
County Service Area No. 2	$	$ 53,984	$	$	$	$ 53,984
Drainage Benefit Assessment Areas		313,375				313,375
Drainage Maintenance		623,670				623,670
Fire Protection	90,068,986	18,555,932	200,237	9,445,913		118,271,068
Flood Control		87,604,100	41,675,156	3,090,800	-400,000	131,970,056
Garbage Disposal		5,438,239				5,438,239
Area Wide Landscape Maintenance		376,054				376,054
Landscape and Lighting Act Districts-Area Wide Landscape			135,052			135,052
Local Landscape Maintenance		813,402				813,402
Landscape and Lighting Act Districts-Local Landscape		132,631	353,691			486,322
Lighting		8,423,828				8,423,828
Lighting Maintenance		8,969,142				8,969,142
Landscape and Lighting Act Districts-Street Lighting		30,000	9,657,147			9,687,147
Recreation and Park		145,198				145,198
Landscape and Lighting Act Districts-Recreation and Park			72,098			72,098
Sewer Maintenance		10,695,553		367,745		11,063,298
TOTAL SPECIFIC EXPENDITURE REQUIREMENTS	$ 90,068,986	$142,175,108	$ 52,093,381	$ 12,904,458	$ -400,000	$ 296,841,933
PROVISIONS FOR CONTINGENCIES Appropriations for Contingencies						11,825,935
TOTAL EXPENDITURE REQUIREMENTS						$ 308,667,868
PROVISIONS FOR FINANCING BEYOND BUDGET YEAR General Reserves						28,434,449
PROVISIONS FOR TAX DELINQUENCY Estimated Delinquency						10,835,392
GRAND TOTAL, SPECIAL DISTRICT REQUIREMENTS						$ 347,937,709

DETAIL OF PROVISIONS FOR RESERVES OF SPECIAL DISTRICTS--SCHEDULE 14

Description and Fund (General Reserve Unless Otherwise Indicated)	Reserve Balance as of June 30, 1984	Decreases by Cancellation Made Available for Financing	Increases or New Reserves to be Provided in Budget Year	Total Reserve For Budget Year
County Service Area No. 2	$ 7,800	$ 7,800	$ 10,000	$ 10,000
Fire Protection Districts Consolidated	4,740,023	4,740,023	2,070,748	2,070,748
Flood Control District				
General	2,800,000	2,800,000	2,800,000	2,800,000
Debt Service (Storm Drain No. 2 Bonds)	696,647	696,647	557,376	557,376
Debt Service (Storm Drain No. 3 Bonds)	2,535,681	2,535,681	2,429,756	2,429,756
Debt Service (Storm Drain No. 4 Bonds)	10,095,680	10,095,680	9,955,560	9,955,560
Total Flood Control District	16,128,008	16,128,008	15,742,692	15,742,692
Garbage Disposal Districts				
Athens-Woodcrest-Olivita	312,674	312,674	354,993	354,993
Belvedere	2,140,906	2,140,906	2,680,920	2,680,920
Firestone	1,856,108	1,856,108	2,274,469	2,274,469
Malibu	189,696	189,696	213,461	213,461
Mesa Heights	210,153	210,153	221,406	221,406
Walnut Park	213,022	213,022	257,946	257,946
West Hollywood-Sherman	571,025	571,025	641,244	641,244
Total Garbage Disposal Districts	5,493,584	5,493,584	6,644,439	6,644,439
Area Wide Landscape Maintenance Districts				
No. 1	85,962	85,962	75,987	75,987
No. 11	49,480	49,480	49,367	49,367
Total Area Wide Landscape Maintenance Districts	135,442	135,442	125,354	125,354
Local Landscape Maintenance Districts				
No. 2	24,177	24,177	19,695	19,695
No. 3	22,643	22,643	18,988	18,988
No. 4	22,844	22,844	20,479	20,479
No. 5	26,123	26,123	22,764	22,764
No. 12	20,917	20,917	20,220	20,220
No. 13	6,177	6,177	5,889	5,889
No. 22	152,034	152,034	190,355	190,355
Total Local Landscape Maintenance Districts	274,915	274,915	298,390	298,390
Landscaping and Lighting Act Districts-Local Landscape				
Valencia Village South LLAD No.6	18,059	18,059	19,228	19,228
Valencia Village North LLAD No.7	17,398	17,398	35,816	35,816
Fountainwood (Agoura) LLAD No.18	3,435	3,435	3,403	3,403
Total Landscaping and Lighting Act Districts-Local Landscape	38,892	38,892	58,447	58,447

DETAIL OF PROVISIONS FOR RESERVES OF SPECIAL DISTRICTS--SCHEDULE 14 - Continued

Description and Fund (General Reserve Unless Otherwise Indicated)	Reserve Balance as of June 30, 1984	Decreases by Cancellation Made Available for Financing	Increases or New Reserves to be Provided in Budget Year	Total Reserve For Budget Year
Recreation and Park Districts				
Hacienda	16,420	16,420	16,674	16,674
Montebello	32,975	32,975	29,255	29,255
Total Recreation and Park Districts	49,395	49,395	45,929	45,929
Sewer Maintenance Districts				
Consolidated	2,600,000	2,600,000	3,000,000	3,000,000
Consolidated-Aneta Zone	600	600	1,000	1,000
Consolidated-Foxpark Tax Zone	450	450	450	450
Consolidated-Gorman	30,000	30,000	40,000	40,000
Consolidated-La Habra Heights Zone	300	300	800	800
Consolidated-Lechuza Zone	17,747	17,747	19,000	19,000
Consolidated-Malibu Zone	20,000	20,000	40,000	40,000
Consolidated-Malibu Mesa Zone	95,000	95,000	95,000	95,000
Consolidated-Sandalwood Zone	1,000	1,000	1,200	1,200
Consolidated-Topanga Zone	16,000	16,000	16,000	16,000
Consolidated-Trancas Zone	80,000	80,000	80,000	80,000
Consolidated-Trancas Zone Accumulative Reserve	1,300			1,300
Marina	120,000	120,000	120,000	120,000
West Hollywood-Sherman	25,000	25,000	25,000	25,000
Total Sewer Maintenance Districts	3,007,397	3,006,097	3,438,450	3,439,750
GRAND TOTAL	$ 29,875,456	$ 29,874,156	$ 28,434,449	$ 28,435,749

STATUS OF EXPENDITURES FROM BOND (CONSTRUCTION) FUNDS
OF SPECIAL DISTRICTS--SCHEDULE 15

Description Issue-Fund-Project Identification	Amount of Bonds Authorized	Amount of Bonds Sold to Date	Total Actual or Estimated Project Cost	Total Expenditures as of Dec. 31, 1983 From Bond Proceeds	From Other Sources
FLOOD CONTROL DISTRICT					
1964 Bond Issue No. 6-					
Bond Fund	$ 275,000,000	$ 265,550,000	$	$	$
Various Completed Projects			202,847,876	200,140,817	
15102 Long Beach			1,599,110	1,475,847	
15234 Los Angeles			8,025,200	421,082	
16203 Pasadena			876,000	297,654	
1800 Contingency Account			2,978,246		
1801 Assumed Price Increase Account			415,743		
1900 Engineering, Overhead, and Incidental Expenses Account			51,055,125	48,111,707	
2000 Right of Way Acquisition Account			7,202,700	7,085,876	
Total				$257,532,983	$
1970 Bond Issue No. 7-					
Bond Fund	$ 252,000,000	$ 243,000,000	$	$	$
Various Completed Projects			153,798,450	148,479,662	
13881 Project No. 3881			2,050,100		
14450 Project No. 4450			1,077,083	1,061,876	
19036 Project No. 9036			4,307,700	4,281,887	
19039 Project No. 9039			608,400	592,640	
19302 Project No. 9302			456,221	445,189	
19406 Project No. 9406			5,523,000	3,000,000	
19408 Project No. 9408			11,122,655	6,705,491	
19649 Project No. 9649			1,716,359	1,048,123	
19901 Project No. 9901			8,929,458	8,635,659	
1800 Contingency Account			731,296		
1801 Inflation Account			3,209,278		
1900 Engineering, Overhead, and Incidental Expenses Account			52,428,000	53,962,074	
2000 Right of Way Acquisition Account			6,042,000	6,062,820	
Total				$234,275,421	$

STATUS OF EXPENDITURES FROM BOND (CONSTRUCTION) FUNDS
OF SPECIAL DISTRICTS--SCHEDULE 15--Continued

Description Issue-Fund-Project Identification	Amount of Bonds Authorized	Amount of Bonds Sold to Date	Total Actual or Estimated Project Cost	Total Expenditures as of Dec. 31, 1983 From Bond Proceeds	From Other Sources
WATERWORKS DISTRICTS					
District No. 4-Annex Water System Improvements	$ 80,000	$ 13,000	$ 80,000	$ 11,392	$
District No. 4-Zone B Water System Improvements	225,000	65,000	225,000	65,000	
District No. 13-Annex No. 1 Water System Improvements	600,000	600,000	600,000	577,298	
District No. 13-Annex No. 2 Water System Improvements	20,000	20,000	20,000	4,211	
District No. 21 Water System Improvements	150,000	60,000	150,000	60,000	
District No. 26 Water System Improvements	75,000	48,000	75,000	47,685	
District No. 29 Water System Improvements	7,860,000	7,860,000	7,860,000	7,809,210	
District No. 33 Water System Improvements	520,000	520,000	520,000	485,010	
District No. 33-Zone A Water System Improvements	525,000	90,000	525,000	33,984	
District No. 36 Water System Improvements	300,000	300,000	300,000	299,024	
District No. 39 Water System Improvements	400,000	275,000	400,000	274,861	
District No. 39-Zone A Water System Improvements	145,000	90,000	145,000	65,818	
Total				$ 9,733,493	$

BUDGET INDEX

Administrative Officer..... 5

Adoptions Department..... 6

Aid for the Adoption of Children/Adoptions Assistance Program..... 6.1

Affirmative Action Compliance..... 7

Agency Funds..... 87

Community Development Commission..... 87.1

Housing Authority..... 87.1

Agricultural Commissioner/Weights and Measures..... 8

Agricultural Commissioner..... 8.2

Weights and Measures..... 8.2

Aid to Other Governments and Nonprofit Organizations..... 9

Animal Care and Control..... 10

Arboreta and Botanic Gardens..... 11

Assessor..... 12

Auditor-Controller..... 13

Auditor-Controller Schedules for the 1984-85 Proposed Budget

Summary of County Budget--Schedule 1..... 89

Analysis of Fund Balance Available to Finance the Budget--Schedule 2..... 89.2

Summary of Estimated Revenues--Schedule 3..... 89.3

Analysis of Revenue by Funds--Schedule 3B..... 89.5

Analysis of Revenue Other than Current Property Taxes by Source--Schedule 4..... 3

Summary of County Budget Requirements--Schedule 5..... 89.8

Departmental Budgets--Schedule 6..... 5

Recapitulation of County Budget Requirements Grouped by Function and Activity Classified by Objects of Expenditure..... 89.18

Detail of Provisions for Reserves--Schedule 7..... 89.32

Capital Projects..... 89.33

Operations of Enterprise Fund--Schedule 10..... 89.63

Summary of Waterworks Enterprise Budgets--Schedule 10A..... 89.120

Summary of Special District Budgets--Schedule 11..... 89.126

Analysis of Fund Balance Available to Finance-Special Districts--Schedule 12..... 89.140

Analysis of Special District Revenue by Source--Schedule 13A..... 89.146

Special District Budgets of Proposed Expenditures..... 89.151

Recapitulation of Special District Budget Requirements..... 89.186

Detail of Provisions for Reserves of Special Districts--
Schedule 14..... 89.187

Status of Expenditures from Bond (Construction)
Funds of Special Districts--Schedule 15..... 89.189

Beaches and Harbors..... 14

Board of Supervisors..... 15

Building Services..... 16

Capital Projects..... 88

Child Abuse Prevention Program..... 17

Civil Service Commission..... 18

Communications..... 19

Telephone Utilities..... 19.1

Community Action Agency Program..... 20

Community Services..... 21

Comprehensive Employment and Training Act (CETA)/
Job Training Partnership Act (JTPA)..... 22

Consumer Affairs..... 23

County Clerk..... 24

County Counsel..... 25

County Employee's Retirement..... 26

Retiree Insurance..... 26

County Engineer/Facilities..... 27

Airports..... 27.2

Aviation Enterprise Fund..... 27.3

Pre-County Improvement District Studies..... 27.4

Reimbursement for Sewer Construction..... 27.4

Sewer and Drainage Maintenance..... 27.5

Waterworks..... 27.6

Criminal Justice Information System..... 28

Data Processiug..... 29

District Attorney..... 30

District Attorney - Family Support..... 30.2

Employee Relations Commission..... 31

Enterprise Funds--Operating Plans:

Aviation Enterprise Fund (County Engineer/Facilities)..... 27.3

Hospitals Summary..... 41.11

-- Long Beach General Hospital..... 41.12

-- Los Angeles County Harbor-UCLA Medical Center..... 41.13

-- Los Angeles County-Olive View Medical Center..... 41.14

-- Los Angeles County-USC Medical Center..... 41.15

-- Martin Luther King, Jr./Drew Medical Center..... 41.16

-- Mira Loma Hospital..... 41.17

-- Rancho Los Amigos Hospital..... 41.18

Marina Enterprise Fund..... 48

Paratransit Operations (Senior Citizens Affairs)..... 74.1

Transit Operations (Road)..... 73.4

Waterworks Districts..... 83

Exploitation..... 32

Exposition..... 32

Farm Advisor..... 33

Federal Assistance..... 34

Federal Revenue Sharing Fund..... 35

Financing Elements..... 36

Contingencies..... 36

Property Taxes..... 36

Reserves..... 36

Surplus..... 36

Fire Protection Districts..... 37

Flood Control District..... 38

Debt Service..... 38.2

Forester and Fire Warden..... 39

Grand Jury..... 40

Health Services Summary (Including Enterprise Funds)..... 41

Health Services Summary (General Funds)..... 41.6

AB 8 Revenue..... 41.6

Administration..... 41.7

Alcohol and Drug Abuse Programs..... 41.7

Ambulatory Care..... 41.8
Antelope Valley Rehabilitation Centers..... 41.8
California Children Services..... 41.9
Contributions to Hospital Enterprise Funds..... 41.10
Hospitals Summary..... 41.11
-- Long Beach General Hospital..... 41.12
-- Los Angeles County Harbor-UCLA Medical Center..... 41.13
-- Los Angeles County-Olive View Medical Center..... 41.14
-- Los Angeles County-USC Medical Center..... 41.15
-- Martin Luther King, Jr./Drew Medical Center..... 41.16
-- Mira Loma Hospital..... 41.17
-- Rancho Los Amigos Hospital..... 41.18
Medically Indigent Adult Program Fund..... 41.6
Preventive/Public Health Services..... 41.9
Probation Health..... 41.10
Human Relations Commission..... 42
Insurance..... 43
Judgements and Damages..... 43.2
Justice System Subvention..... 44
Local Agency Formation Commission..... 45
Long Term Disability..... 46
Los Angeles County--Capital Asset Leasing (LAC-CAL)..... 47
Marina Enterprise Fund..... 48
Marshal..... 49
Mechanical..... 50
Utilities..... 50.3
Medical Examiner-Coroner..... 51
Mental Health..... 52
Military and Veterans' Affairs..... 53
Motor Vehicles..... 54
Municipal and Justice Courts Summary..... 55
Museum of Art..... 56
Museum of Natural History..... 57
Music Center Operations..... 58

Music and Performing Arts Commission..... 59
Nondepartmental Revenue..... 60
Nondepartmental Special Accounts..... 61
Parks and Recreation..... 62
Public Grounds Maintenance Expense..... 62.1
Personnel..... 63
Probation Summary..... 64
Main..... 64.3
Care of Juvenile Court Wards..... 64.3
Detention Facilities..... 64.4
Residential Treatment Facilities..... 64.4
Public Administrator..... 65
Public Defender..... 66
Public Library..... 67
Public Social Services Summary..... 68
Administration..... 68.3
Aids Summary..... 68.3
Adult Supplemental Payments..... 68.4
Aid to Families with Dependent Children..... 68.4
Indigent Aid..... 68.5
In-Home Supportive Services..... 68.5
Refugee Resettlement Program..... 68.6
Purchasing and Stores..... 69
Regional Planning..... 70
Registrar-Recorder..... 71
Rent Expense..... 72
Bond Interest..... 72.1
Bond Debt Redemption..... 72.2
Special Assessments..... 72.2
Road..... 73
Article III-Bikeway Fund..... 73.1
Special Engineering Services..... 73.2
Special Road District Summary..... 73.3
Transit Operations Fund..... 73.4

Senior Citizens Affairs..... 74
Paratransit Operations Fund..... 74.1
Sheriff Summary..... 75
Main..... 75.2
Custody..... 75.3
Specialized Career Rehabilitation/Employment..... 76
Special Districts..... 85
Drainage Maintenance Districts Summary..... 85.1
Fire Protection Districts..... 37
Flood Control District..... 38
Garbage Disposal Districts Summary..... 85.1
Landscape Maintenance Districts and LLAD Summary..... 85.2
Other Special Districts Summary..... 85.2
Recreation and Park Districts and LLAD Summary..... 85.3
Sewer Maintenance Districts Summary..... 85.3
Street Lighting Districts and LLAD Summary..... 85.4
Special Funds..... 86
Child Abuse/Neglect Prevention Program..... 86.1
Courthouse Construction..... 86.1
Criminal Justice Facility Temporary Construction..... 86.2
Deferred Compensation..... 86.2
Domestic Violence..... 86.3
Fish and Game Propagation..... 86.3
Funded Interest Pledge Reserve..... 86.4
Golf Course..... 86.4
Housing and Community Development Act..... 86.5
Jail Store..... 86.5
Motor Vehicles A.C.O..... 86.6
Off-Highway Vehicle..... 86.6
Off-Street Parking Summary..... 86.7
Public Library..... 67
Road..... 73
Special Development Funds--Regional Parks..... 86.7
Statham..... 86.8

Temporary Shelter Program..... 86.8
State Schools..... 77
State Correctional Schools..... 77
California School for the Deaf and Blind..... 77.1
Superior Court..... 78
Mandatory Courts Expense..... 78.2
Targeted Assistance Program..... 79
Thrift Plan..... 80
Treasurer-Tax and Revenue Collector..... 81
Collections..... 81.3
Treasurer-Tax Collector..... 81.3
Wages to Prisoners..... 82
Waterworks Districts--Enterprise Fund..... 83
Workers' Compensation..... 84