Preliminary
County Budget

FISCAL YEAR ENDING JUNE 30, 1956

LOS ANGELES COUNTY
CALIFORNIA



Published by Order of
BOARD OF SUPERVISORS

Compiled Under the Supervision of
J. M. LOWERY, Auditor-Controller

Preliminary
County
Budget

FISCAL YEAR ENDING JUNE 30, 1956

LOS ANGELES COUNTY
CALIFORNIA

Published by Order of
BOARD OF SUPERVISORS

Compiled Under the Supervision of
J. M. LOWERY, Auditor-Controller

PREFACE

In accordance with the provisions of Sections 29000 to 29171, inclusive, of the Government Code, the Board of Supervisors herewith presents to the taxpayers of Los Angeles County, the

PRELIMINARY COUNTY BUDGET

for the fiscal year beginning July 1, 1955, and ending June 30, 1956, approved by this Board on May 3, 1955.

This Budget has been compiled in accordance with statutory provisions and shows the amounts that have been tentatively approved for Salaries and Wages, Maintenance and Operation and Capital Outlay for the various departments of the County Government; and for the requirements of the Special Districts within the County whose affairs and funds are under the supervision and control of the County Board of Supervisors.

Also included are statements exhibiting estimates of the revenues other than taxes that are expected to accrue during this fiscal period and the source thereof, and other available funds that are to be applied in the financing of this Budget.

In accordance with the provisions of Section 29080 of the Government Code, the Preliminary Budget will be again considered by the Board of Supervisors in its chambers in the Hall of Records, beginning on or about June 14, 1955, for a period not to exceed ten days, at which time any taxpayer may appear and be heard for or against any part of the budget.

Respectfully submitted,

BOARD OF SUPERVISORS,
LOS ANGELES COUNTY.

ARTHUR J. WILL
CHIEF ADMINISTRATIVE OFFICER

County of Los Angeles

502 HALL OF RECORDS
Los Angeles 12, California

MEMBERS OF THE BOARD OF SUPERVISORS
HERBERT C. LEGG
CHAIRMAN
KENNETH HAHN
JOHN ANSON FORD
BURTON W. CHACE
ROGER W. JESSUP

May 3, 1955

Honorable Board of Supervisors
County of Los Angeles
501 Hall of Records

Gentlemen:

SUBJECT: 1955-56 BUDGET RECOMMENDATIONS

Presented herewith for the consideration of your Honorable Board are the recommendations for appropriations, reserves, and estimates of revenue to be incorporated in the 1955-56 preliminary budget. The analysis of the departmental requests and the compilation of these estimates have presented an unusually difficult problem this year because of the necessity for a detailed analysis of the many bills presented to the State Legislature, the transfer of several highly experienced members of the staff to other departments, the utilization of other members of the staff for special projects such as Air Pollution and the Population Dispersal Survey, and the inability to recruit qualified replacements. Nevertheless, through long hours of concentrated effort, each individual request has been subjected to a very careful screening, and the recommendations presented herein represent the minimum amounts which will permit the departments to render the required level of service to the taxpayers of this County. In each case, the recommendations have been thoroughly reviewed with the department head and members of his staff and, with but few exceptions, complete agreement has been reached.

The department heads have been well aware that the 1955-56 budget would present serious financing problems. This matter has been a major source of discussion at the last two quarterly meetings of all department heads. Their knowledge of the problem produced requests from which they had already carefully screened

non - essentials, and was a major factor in making it possible to effect the further substantial reductions recommended herein.



For the past several years, it has been possible to present to your Board a budget which could be financed with a much lower tax rate than had been anticipated. For the coming fiscal year, there are a number of financing elements, not related to the normal growth of the County, which will necessarily result in a substantial increase in the tax levy. Of major importance are such items as the necessity for adjustments in salaries to comply with provisions of the Charter, the mandatory increase in contributions to the Retirement System, additional funding for the construction of the Superior-Municipal Courts Building, the polio immunization program, the added emphasis on Air Pollution Control, the increase in requirements to fund the bonded indebtedness, and the substantial reduction in net surplus which will be available from current year operations.

The total of all General County Appropriations and Reserves will be $355,522,260, an increase of $36,495,-095, or 11.4%. However, $4,581,500 of this amount represents a new item for the purchase of land for the construction of buildings to be financed by the Retirement Association, and is completely offset by revenue. With the elimination of this "wash" item, the net increase is $31,913,595, or 10%. Of this amount, $3,823,500 will be available from increases in revenues over and above that required to offset surplus decreases. Nevertheless, the net increase in the tax levy will be $28,-090,095, an increase of 22.8%.

Obviously, a substantial increase in the tax rate will result. There are a number of factors which have made it unusually difficult to estimate what that rate will be. Several legislative proposals now before the State Legislature would, if enacted, produce a large reduction in tax levy requirements. The probable balances of Capital Projects appropriations are difficult

to estimate because of the intense activity in the field of construction. Nevertheless, we have made the best possible appraisal of these elements and, on the basis of a normal increase in the assessed valuation, it is estimated that the recommended budget will require a tax rate of $2.0538, an increase of 27.6 cents over that of the current fiscal year. Insofar as can be determined at this time, the recommended budget which will be financed by that tax rate includes all of the financing requirements which might be carried into the final budget, and the final tax rate should not exceed this figure and may be somewhat lower.

Obviously, the increase in tax levy requirements is the result of a number of factors which have a varying effect. Some of the more important of these are discussed in the following paragraphs.

ASSESSED VALUATION



The estimated tax rate contained herein is based on a percentage increase in assessed valuation equal to that realized last year. The 1954-55 assessed valuation represented an increase of 7%, and there appears to be no reason for anticipating any substantial change in this trend. Some reduction is anticipated in downtown valuations in sections where no new construction has taken place, but the re-evaluation of some of the outlying residential and business areas to reflect actual increases in market values, and the picking up of the valuations on new construction, are expected to produce a continuation in the trend of assessed valuation increases. Should the actual increase be more or less than 7%, the tax rate will be affected accordingly.

SALARY ADJUSTMENTS

All recent salary surveys made by private industries and by governmental jurisdictions, including the joint survey in which the County participates, indicate that salaries and wages in industry are continuing to

rise slowly. The 1955 salary survey, recently completed, indicates that the average increase has been approximately 3% in the past 12 months. This is the same pattern as was reflected by surveys in 1953 and 1954.



On the basis of the 1953 survey, the salaries of approximately 75% of the County employees were adjusted effective July 1, 1953. The 1954 survey, which reflected another increase of approximately 3%, did not justify a full schedule salary adjustment for most classifications. On the basis of the survey, those employees who had not received an increase in 1953 were granted a one schedule increase effective June 1, 1954. Exclusive of the adjustment of inequities, this was the last revision of salary rates.

The 3% increase indicated by the 1955 survey will now necessitate the granting of salary adjustments to most of the classifications which did not receive adjustments in 1954. While there will be a few exceptions, on the basis of the survey, the general average will again be approximately 5%, or a one schedule increase, and will affect about 75% of the County's employees.

The Los Angeles City Administrative Officer has made recommendations to the City Council which, if approved, will result in 68% of the City employees receiving salary increases on July 1. The State of California did not increase any salaries last year, and, as a result, the State Personnel Board has asked the Legislature for sufficient funds to make salary adjustments for most State personnel. The Federal Government, which has not increased salaries since 1951, is now considering a general adjustment of from 7½% to 10% for all employees. An evaluation of the contemplated increases for County employees, which are funded in the recommended Salary Fund Unappropriated Reserve, indicates that Los Angeles County, by following the 1955 salary survey, will maintain parity with private industry, as required by the Charter, and with the other large public agencies.

AIR POLLUTION



The appropriation for the Air Pollution Control District represents one of the major increases in departmental appropriations. Your Board has been constantly advised that the research and enforcement programs in the District were being highly accelerated to the end that an early solution to the problem could be found. The Southern California Air Pollution Foundation and the Air Pollution Control Officer have both advised your Board that substantial appropriations for research purposes would be required in order to solve this complex problem. Enforcement measures have been stepped up, and the employment of a substantial number of additional enforcement officers has already been authorized.

The recommendations for the Air Pollution Control District for the coming fiscal year represent still further expansion in this enforcement program, and contain a substantial amount for further research in that field. The scope of the research program cannot be determined at this time, but funds must be made available for any program for which a necessity is indicated during the coming year.



COURTS

No particular problem exists with respect to the basic organization and staffing pattern for the various municipal courts. The Inferior Court Reorganization Plan has become well established, and significant changes are not anticipated.

Probable effects of pending legislation include funding for an ad-

ditional judge for each of 4 courts, for the construction of 2 additional courtrooms, and for an adjustment in judges' salaries. However, judicial salary increases will be offset by additional revenue which will result from an increase in municipal court filing fees, provided by the same bill.

This office anticipates another conflict with municipal court judges over salaries for clerk and marshal attaches. If the courts are successful in their salary requests to the State Legislature, the County will be required to fund these increases in the final budget. It again appears that the only long term approach to establishing municipal court attache salaries on a prevailing wage basis is to renew efforts in Sacramento for legislative changes to place control of these salaries, as well as the number of positions, in the hands of the local boards of supervisors.

The Superior Court has indicated complete agreement with the recommendations herein.

PROBATION DEPARTMENT



The case load serviced by the Probation Department continues to increase at a rate much faster than population. The requirements to service the anticipated case load at existing standards will require 86.4 additional positions, or an increase of 11.7%. The Probation Officer has for the past year indicated the urgent necessity for revision of work load standards for his probation officers, in order to provide a more adequate service. It was anticipated that at least a partial revision of these "yardsticks" would be recommended in 1955-56. Because of the over-all financing problems, and particularly the substantial increase in staff required because of the Probation Department case loads, it has been impossible to recommend any revision.



The Probation Officer has been assured, however, that, to the extent the recommended appropriation for his department will permit, if any, the allowance of additional personnel will be recommended during the year in order to begin the lowering of case loads per probation officer.

JUVENILE HALLS

The 1955-56 budget will reflect, for the first time, the full operating capacity of the new Juvenile Hall facilities in downtown Los Angeles. All of the new units have been completed, and only minor items remain unfinished in the program of rehabilitating the older structures. The necessity to provide year-around staffing for the enlarged institution produces a substantial increase in appropriation requirements for this facility.

The new Juvenile Hall at Rancho Los Amigos is expected to get under construction early in 1955-56. The first operating expenditures will be reflected in the 1956-57 budget. However, a General Fund appropriation to provide the financing for desired additions to the basic structure which will be provided by the bond issue is included in the recommended Capital Projects appropriation.

SHERIFF

The Sheriff's budget presents a particular problem this year in that the original requests by the various divisions were most carefully screned by the department at the administrative level and still, as presented, represented an increase of almost 25%. The requested increase is exceptionally well justified. With the utmost co-



operation of the Sheriff, the Undersheriff, and his division heads, it has been possible to recommend to your Board a budget containing less than half of the requested increase. It must be emphasized, however, that, in many fields, nationally recognized standards for police staffing cannot be met without further substantial increases in personnel.

The situation is particularly acute insofar as the Patrol Division is concerned. It has been necessary to recommend 70 additional deputies in this division to provide additional car shifts essential to the protection of the citizens.

Included in the factors which will bring about improved efficiency without a material increase in cost are the establishment of a Planning and Research Section for long range planning and administrative research, a new Industrial Relations Detail in the Detective Bureau to centralize responsibility for operations in relation to labor grievances, jurisdictional disputes, and strikes, and a new Headquarters Detail, also in the Detective Bureau, to provide immediate and concentrated investigation in those areas and upon those offenses where it is believed the greatest effect can be achieved. The recommndations also provide for one of two helicopters requested, to increase the effectiveness of the Aero Detail.

The Sheriff has submitted a request for expansion of his Narcotics Detail by the addition of 32 employees. While there can be no doubt that this increase of approximately 95% would be effective in controlling narcotics, it is believes to be of sufficient importance to be presented as a policy matter for determination by your Board, and is not included in the recommendations.



JAILS

While limited appropriations are included for necessary improvements to the jail system, the only substantial increase in jail capacity from pro-

jects in process will be that realized with completion of the new Maximum Security Unit at Wayside Honor Rancho. It must be called to the attention of your Board, however, that this addition will not be available until 1956-57, that the prisoner population in the various jails will again present a critical housing problem prior to the completion of this new facility, and that the new unit, when completed, will not provide relief for more than about two years. Planning for substantial expansion of jail facilities must be a matter of top priority. Studies on this matter will be completely reviewed and brought up-to-date and a report submitted to your Board early in 1955-56. It apears at this time that it may be necessary to plan for the earliest possible construction of a major addition to the main jail and the possible construction of a women's facility. A bond issue proposal for 1956 may be a necessity. To provide for interim relief, some expansion of existing facilities will most certainly be required.



PARK AND RECREATION

The recommendations for this department provide for approximately the same level of service as now being rendered, with the exception of the Play Leader program in the schools. Under the formula by which these play leaders are provided, substantial increases in personnel will be necessary because of new schools which qualify for the program. In terms of recreational benefits per dollar expenditure, this is a most advantageous operation, since it provides a very valuable community recreational service which would otherwise necessitate the expenditure of large sums for physical playground facilities. Other personnel increases result from the expansion of regional facilities during the current fiscal year, and from the necessity for proper staffing of the departmental service and housekeeping functions.



Funds are provided in the Capital Project appropriation to meet some of the more pressing needs for additional construction in regional facilities and to continue development programs in effect in the current fiscal year.

DEPARTMENT OF COMMUNICATIONS

During 1955-56, the new Department of Communications has assumed jurisdiction over all of the activities upon which the establishment of the department was based. Some of these activities were financed in the departmental budgets in 1954-55, and their transfer now reflects as an increase in the appropriation of the Department of Communications. In addition to assuming these added functions, rapid progress is being made in the improvement of the County's communication facilities, particularly, telephone service. Installations already made and others contemplated for the very near future will have some effect on the monthly telephone bills, but will eliminate almost all of the complaints which have been received regarding the County's telephone service.

COUNTY ENGINEER



It has been necessary to recommend substantial increases in the budget for the County Engineer. Your Board will recall that, several times during the past year, additional positions for the County Engineer have been created by resolution upon recommendation of this office. Even with this additional personnel, the County Engineer has not been able to keep pace

with the demands of the County's construction program. While additional personnel for the coming year has been held to a minimum, it has been necessary to provide funding for the 93 positions authorized during the current year, and for certain additional positions essential to balance the operation of the department.

Subsequent to the adoption of the preliminary budget, the County Engineer and representatives of this office will attempt to set definite schedules of completion for every project in the 1955-56 construction program, and to determine the staff requirements and to accomplish all budgeted items. During 1954-55, the construction program has fallen even further behind, and it is intended to take whatever steps are necessary in 1955-56 to substantially complete the entire budgeted program. Should it be necessary to recommend additional personnel for this purpose, no additional appropriations will be required, since the entire cost thereof is already included in the appropriations for Capital Projects.



MECHANICAL DEPARMENT

The increase in the Mechanical Department appropriation reflects the additional maintenance costs which are incurred as existing structures become more obsolete, as well as those accompanying the utilization of added space, both County-owned and rented. Also included is a substantial amount to meet the requirements for space alterations required by the reassignment of space to departments. A primary factor in the total appropriation for this department is the increase in janitor and maintenance services for the outlying administrative areas, particularly the various court buildings which have been constructed in recent years.

CHARITIES - INSTITUTIONS

Continuous improvements in medical care are constantly shortening hospital stay for most types of patients. Thus, through greater turnover, the five County hospitals—without any significant expansion of

existing facilities—are actually providing care for a much greater number of individual patients, despite a declining daily average in-patient load. In the two general hospitals, Los Angeles County General Hospital and Harbor General Hospital, admissions have increased 26% in the past five years, and births have increased 51%.

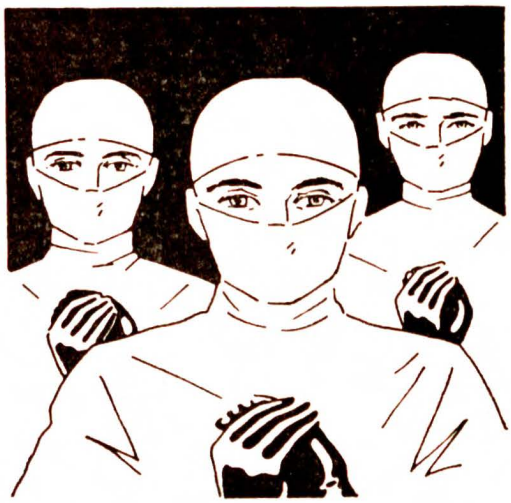

Hospital costs per patient day are becoming increasingly expensive. This is partially because of the recognition being given to the therapeutic value and economic advantages of home care rather than institutional care during the convalescent and less expensive treatment period.

With the opening of the new Communicable Diseases Hospital in April, 1955, and the earlier opening of the Post-Polio Unit at Rancho Los Amigos, this County is undoubtedly the best equipped in the country to combat communicable diseases. The community can look on this institution with a great deal of pride. At the same time, medical advancements, particularly in the field of polio, indicate the possibility that, in the not too distant future, it may not be required for the purpose for which it was constructed, but may be used for the treatment of other types of disease.



PUBLIC ASSISTANCE

The net County requirements for the public assistance programs and their administration reflect a rather substantial increase. In 1954-55, these appropriations were held to an absolute minimum in anticipation of decreasing case loads and reduced case costs. The latest case load trends indicate that the 1954-55 requirements of

General Relief and Aid to Needy Children programs, which are the most costly to the County, will be well in excess of budgeted appropriations and will necessitate supplemental funding. For 1955-56, the aid programs are based strictly on current trends and experience.

The over-all increase in appropriations is only 1.1%, due primarily to a very substantial reduction in the Old Age Assistance case load, of which cost the County bears only a small percentage. However, the net County cost for all of the public assistance programs will increase by $2,010,622, or 7½%, and reflects the trend in the Aid to Needy Children program, of which approximately 21% is borne by the County, and in General Relief, which is a full County responsibility.

CIVIL DEFENSE-DISASTER RELIEF

The 1954-55 preliminary budget for Civil Defense-Disaster Relief included funding for only the 5 positions comprising the basic administrative structure. At the time of adopting the final budget, a request for personnel, supplies and equipment for conducting a population dispersal survey was presented as a policy matter and approved by your Board, in the amount of $69,000.



For 1955-56, Civil Defense is budgeted at the same level of service as that originally provided in the 1954-55 preliminary budget. The recommendations provide $66,152 for the basic civil defense structure, and $161,938 in various departmental budgets for activities directly related to the Civil Defense-Disaster Relief effort. In addition, the Director of Civil Defense has requested $35,046 to continue the population dispersal survey for six months, and $72,926 to expand and intensify service at the local community level. The expansion of the civil defense activities and the continuation of the population dispersal survey are considered to be policy matters for determination by your Board, and the Director of Civil Defense wishes to discuss his request prior to adoption of the preliminary budget.



CAPITAL PROJECTS

The total requirements of $21,765,497 for General Fund Capital Projects is an increase of $3,674,999 over the appropriation in the final 1954-55 budget. However, of this amount, $4,581,500 is for the purchase of land for buildings to be financed by the Retirement Association, and is completely offset by revenue. The appropriations are included in the recommended budget so that, in the event condemnation is required, the County's right of eminent domain can be utilized.

The recommended amount also includes $6,192,251 for projects budgeted in the current fiscal year which cannot be completed and which must be re-appropriated. The carry-over of certain other projects will also be required, but, at this time, it is not known which specific ones will go to contract this year. The General Fund Unappropriated Reserve includes funding to cover the estimated amount of these additional carry-over projects.

In general, the recommended appropriations for new projects are restricted to those on which commitments have been made, and to the funding of land acquisition and plans for projects to be constructed in 1956-57. The net appropriation for new projects is $10,991,746, an increase of $899,680 over 1954-55.



SUPERIOR-MUNICIPAL COURTS BUILDING

By the end of the coming fiscal year, the new Superior-Municipal Court Building will be approximately 50% complete, and the County will be well on the way to obtaining its first courthouse since the 1933 earthquake. An ad-

ditional appropriation of $2,000,000 is included in the recommendations to increase currently available funds for the construction and equipping of this structure. Pending actual award of contract, the total requirements are unknown. Any additional funding which will be required can be provided in the 1956-57 budget.

HARBORS AND MARINA

During the current fiscal year an engineering services contract for an economic survey and a preliminary design of the proposed Marina was approved by your Board. Also during the current fiscal year, $2,000,000 was allocated by the State of California as a contribution toward this project. Federal appropriations for the same purpose appear to be forthcoming. In order to utilize these funds from the State and Federal levels, it is necessary for the County to provide additional funding for its share of the cost of proposed improvements. Accordingly, the recommendations provide for an additional $250,000 to be placed in the Accumulative Capital Outlay Fund for this purpose. This will bring the total of available funds, after financing of the Engineering Services Contract, to $450,000.



RENT EXPENSE

The necessity to rent additional quarters to house County activities pending the construction of additional facilities, and the increase in rates for leases which have expired, necessitates an increase in the appropriation for Rent Expense of $241,259. No reduction in this appropriation appears likely until such time as major structures now in the planning stage are completed.

RETIREMENT FUND

The appropriation for the County's contribution to the Retirement Fund reflects the third and final step

of the increased contribution rate required as a result of the last actuarial survey. Subject, of course, to the results of the next actuarial survey, which will be started during this coming fiscal year, future appropriations for this purpose will require adjustment only to the extent of additional personnel and salary adjustments.

MOTOR VEHICLES

While the appropriation for Fire Apparatus and Motor Vehicles reflects an increase of $213,600, this increase is partially offset by additional revenue in the amount of $140,400. During the current year, the Purchasing Agent has experimented with the disposal of replaced automobiles by auction sale, rather than by trade-in. The results of the experiment indicate clearly that this policy is a financial advantage and should be continued. Under the trade-in method, the amount of the trade-in is retained in the appropriation and is available for expenditure, but the proceeds of the auction sales accrue to revenue and are not expendable.



The total recommendation provides for a net increase of only $73,200 over the current fiscal year, but will be sufficient to purchase the necessary vehicles. In 1954-55, the Purchasing Agent secured extremely favorable bids on passenger cars on a quantity basis, and anticipates similar favorable prices in 1955-56. The reduction in purchase cost further increases the economic advantages gained from the lower depreciation and operating costs per mile through earlier replacement.

ROAD DEPARTMENT

Each year the problem of financing urgently required road construction becomes more acute. The additional maintenance requirements for the existing



system are increasing at a faster rate than are available revenues, and the amount available for new construction becomes less and less adequate. In 1955-56, this condition is further accentuated by the fact that the reduction in available surpluses more than offsets the increase in revenues, and appropriations for 1955-56 are actually less than those in the current year. This indicates the fact that the Road Department is making rapid strides toward the elimination of its backlog of construction projects, and that, within the next few years, virtually all appropriations in each year's budget will either be expended or encumbered during the year.

In addition to its normal maintenance and construction program, the Road Department is now faced with two major problems. The first is the financing of a new administration building for which plans are in preparation, and which is urgently needed to provide for the space requirements of the Road Department, and in turn to permit the County Engineer to utilize space now being occupied by the Road Department. The second is the necessity to plan for the County's share of the financing which will be required to realign and improve the streets in the immediate vicinity of the Civic Center, which must be accomplished prior to the completion of the new Superior-Municipal Courts Building and the Administration Building. No financing for either of these problems is permissible in 1955-56 because of the limitation of available funds.



PUBLIC LIBRARY

For the past two years, the budget of the Public Library has been

based on an 8 cent tax levy. Actually, the 1953-54 tax rate was $.0765, and the 1954-55 rate was $.0831. Commitments for the construction of new branches, together with requirements for salary adjustments and circulation needs, will not permit a satisfactory level of operation during the coming fiscal year at an 8 cent rate. The recommendations are based on an 8½ cent rate, and still provide only for a minimum level of service and for financing of only a portion of the additional branches on which definite commitments have been made in 1955-56. However, normal surpluses and decreased requirements for salary adjustments in future years should permit a more liberal level of both service rendered and construction without a further increase in the tax rate.



FLOOD CONTROL

The increase in financing requirements for the Flood Control District is almost entirely offset by additional surplus and revenues, and it is estimated that the total tax rate for all activities will increase by only $.0045. However, the appropriations do not reflect the full growth of the department, as a major portion of its activity is being directed toward storm drain projects which are financed from bond funds and are, therefore, not reflected in the budget. During 1955-56, the program of storm drain plan checking will be accelerated by approximately 50% to insure the completion of the over-all program on schedule.

An important aspect of the 1955-56 budget is that a greater proportion of County funds will be advanced or expended on Federal projects. The recent completion of two major Federal Flood Control projects in Southern California will result in the release of additional Federal funds for expenditure on channels within the Los Angeles drainage system. This shift of Federal funds to smaller construction projects will require an accompanying increase in financial participation by the Flood Control District.

POLICY ITEMS



As in past years, the recommendations for the appropriations entitled Exploitation, Exposition, and Aid to Other Governments as Authorized by Law are intended only as suggestions for the guidance of your Board. Each of the individual appropriations included therein is considered to be subject to policy determination. Should any revisions be desired, it is suggested that they can be made either at the time of adopting the preliminary budget, or when the final budget is adopted at the close of the public hearings.

Two items involving departmental requests, not included in the recommendations, are also submitted for policy determination—the request of the Sheriff for expansion of his Narcotics Detail by 32 positions, and the request of the Director, Civil Defense for continuation of the population dispersal survey and expansion of service at the local community level.

ELECTRONIC DATA PROCESSING

As authorized by your Board, this office is proceeding with its analysis of the feasibility and economics of an "Electronic Data Processing Machine" installation. In the earlier stages of this very complex analysis, emphasis is being placed on the field of assessing, billing, collecting, and apportioning property taxes. The study, which had to be interrupted by budget analysis needs of this office, had reached a point where sufficient data was available to indicate substantial potential savings and improvement of service.

It is planned to pursue this study most aggressively in the forthcoming year, not only in relation to the tax assessing and collecting procedures, but other operations as well. The counting of ballots and the accounting for payrolls and welfare payments appear to be fruitful areas for application of this incredibly fast and most flexible type of machine installation.



With the cooperation of the department heads involved and the electronics engineers of the Communications Department, a specific program of action, including anticipated savings which will result, will be presented to your Board during the coming fiscal year.

BOND ISSUES

In the past year, the voters approved bond issues for the Maximum Security Unit at Wayside Honor Rancho, the new Juvenile Hall facility at Rancho Los Amigos, and the Osteopathic Hospital. All three of these projects will be under construction during the coming fiscal year. The requirements to fund the interest payments and bond redemption for these issues, together with the issues for the present Juvenile Hall and the Communicable Diseases Hospital, will necessitate an increase of $912,701 in financing requirements. The Interest and Sinking Fund appropriations provide for principal payments on all bond issues except those for the new Maximum Security Unit, for which bonds are expected to be dated after June 30. The 1956-57 requirements for General County bond issues will be slightly larger because of the inclusion of a principal payment for this issue, but in succeeding years should reduce as the outstanding bonds mature.

CITY OF LAKEWOOD

The budget provides for the continued performance by County departments of municipal functions requested by the City of Lakewood. The unique features of the County-Lakewood arrangement were mentioned in last year's budget message to your Board. This office is pleased to report that the Lakewood partnership plan with



County government has prospered and is operating smoothly and satisfactorily. Aside from the national interest created by this arrangement and its continued study and observation by other units of government throughout the state and the nation, the most common comment received is one of amazement at the utter lack of conflict and operational complications between the City and the various County operating departments. This is due in no small way to the excellent services and cooperative attitude manifested through County department heads and their operating personnel.

All municipal-type services received by the City of Lakewood are fully reimbursed, including both direct and indirect cost. These reimbursements appear as revenue items offsetting the cost of services for Lakewood as included in the various departmental budgets.

LEGISLATION

The preliminary budget does not reflect the effects of any legislation now under consideration in Sacramento. There is ample opportunity to include any necessary changes in the final budget, at which time a more accurate determination of legislative enactment will be possible. Some of the major programs under legislative consideration, such as the water problem and the Governor's tax program, will have no effect on County finances. The primary legislative proposals which would be reflected in the budget are the sales tax, the repeal of the Torrens Title law, and the mental health program sponsored by this County.

It now appears that any legislation designed to permit the counties the privilege of levying a sales tax on a permissive basis only, will fail to pass. This unfortunate circumstance results from an impasse between the League of California Cities and the Supervisors Association over county rights to levy a sales tax in the cities. Favorable action on the sales tax legislation would have provided a potential source of some ten million dollars per year through a one per cent tax in the unincorpor-



ated area, and at least an additional fifteen million dollars under a one-fourth of one per cent tax in the incorporated area.

Repeal of the Land Title law (Torrens Act) is assured, reflecting legislative execution of the authority granted by favorable vote of the people in amending the State Constitution at the last general election. This will eliminate the duties of the Registrar of Titles, a separate unit in the Recorder's Office. Hereafter, the Recorder will assume the responsibility of recording all documents. Elimination of land title registration activities will permit a reduction in the final budget of 25 positions and $92,275.

The mental health program, sponsored by the County, has passed the Assembly Committee on Social Welfare, and has been referred to the Assembly Ways and Means Committee, where its consideration will be postponed until after state budget matters have been determined. Should the program be finally enacted, it will result in a savings of approximately 3 million dollars to the County. However, even if the County's program of revising commitment and treatment procedures and of establishing a new category of seniles is not enacted, there is a very good chance for passage of companion legislation permitting Federal participation in categorical aid grants and in state subsidies for institutional care for the aged and blind. This would result in increased revenue to the County in the approximate amount of $500,000.



Other minor items of legislation affect process serving fees, court filing fees, and inheritance tax fees collected by the Treasurer. If successful, these legislative items will result in some minor revenue increases to the County.

While legislation has been proposed to provide state subsidies for the construction of probation camps and juvenile homes, as well as state subsidies for the care of non-resident tuberculars, it is far too early in the

session to accurately determine their chances of final enactment.

Legislative proposals for financing alcoholic clinics have not crystallized sufficiently to permit the budgeting of funds for this program. The alternative proposals under consideration—operation of state clinics or permissive authority for County supported ones—would have a significant effect on financing requirements.

UNAPPROPRIATED RESERVES

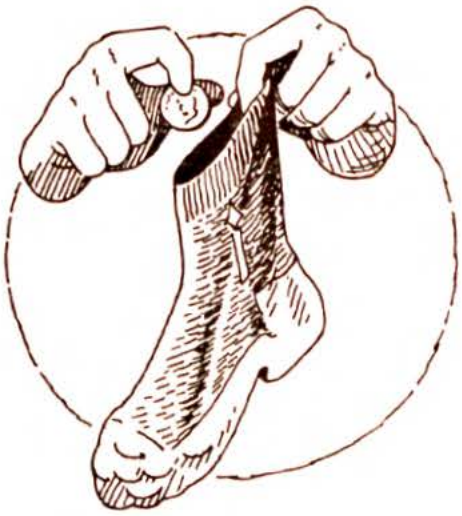

There is included herein a Salary Fund Unappropriated Reserve of $7,487,000 to fund the requirements for adjustments in salary rates in accordance with the salary survey. Subsequent to adoption of the new Salary Ordinance, the funding requirements of the individual departments will be computed and adjustments will be recommended to your Board for incorporation in the final budget, which will eliminate the necessity for the reserve.

The General Fund Unappropriated Reserve of $8,205,787 includes items which could not be specifically allocated in detail in departmental appropriations prior to adoption of the preliminary budget. The major portion thereof, $7,637,683, represents Capital Projects which it is estimated will not go to contract this year, and which will have to be rebudgeted in 1955-56. Any variation in this figure at the time of adopting the final budget will be exactly offset by variations in available surplus and will not affect the tax levy.

This reserve includes $500,000 for the polio immunization program, the complete details of which have not yet been developed. The cost estimate of $500,000 is made by Dr. Gilbert on the basis of injections to an estimated 110,000 children in the first and second grades of all public, private, and parochial schools in the area under the jurisdiction of the County Health Department. This involves 41 of the 46 incorporated

cities and all the unincorporated area of the County. It is anticipated that the detailed program will be developed prior to the adoption of the final budget and the proper adjustments can be recommended within the departmental appropriation, with the elimination of the item in the Unappropriated Reserve.



The remainder of the General Fund Unappropriated Reserve, $68,-104, is to fund the estimated costs of adjustments in the board and care rates for children in institutions under the jurisdiction of the Bureau of Public Assistance and the Probation Department. An annual survey of board and care rates is made by this office, and recommendations for revisions to conform to results of that study will be presented to your Board in the near future.

GENERAL RESERVE

The General Fund General Reserve is recommended at the same low figure as in the current year, $1,000,000. This should be adequate until such time as the budgeted Capital Project program can be substantially accomplished within the budget year. At such time, it will be necessary to recommend an increase in the General Reserve to cover contingencies. It should be borne in mind that this Reserve Fund, the only emergency fund available without the cancellation of specific appropriations, is less than one-third of one per cent of the total General County budget requirements.

The General Reserve of $1,000,000 in the Accumulative Capital Outlay Fund is the amount which has been accumulated as an Insurance Reserve, and is considered to be adequate to cover any likely loss to County structures through disaster. The General Reserves for the



Interest and Sinking Funds are to meet bond issue interest and principal payments which become due prior to the first collection of taxes.

RESERVE FOR DELINQUENCY

In 1953-54, it was necessary to establish a delinquency reserve of 3½%, instead of the normal 2%, to cover the possible loss of tax revenue from protested assessments of aircraft inventories utilized in Federal contracts. The additional 1½% has been impounded. In 1954-55, these inventories were substantially reduced and the necessary delinquency reserve was 2½%, of which approximately 20% was again for the purpose of covering protested assessments. For the coming fiscal year the delinquency provision is the same as last year—2½%. Except for the protested assessments, the requirement would be 2%.



AVAILABLE SURPLUS

Current estimates of available surplus indicate a reduction of $1,642,526 in the amount which will be available from the current year's budget to finance 1955-56 operations. Were it not for the fact that construction of many major capital projects has been necessarily deferred, the available surplus would be much lower. The estimated net available surplus, after financing carry-over capital projects, will be $7,474,028 less than that of 1954-55. Major items effecting this decrease were the unusually severe curtailment of 1954-55 appropriations, the optimistic estimates of revenue included in the 1954-55 budget, and the $3,000,000 reduction in the 1954-55 General Reserve. This reduction in net available surplus alone represents 11.1 cents of the estimated increase in the tax rate.

REVENUE

The estimated revenues which will be available to finance the County's operations reflect a very substan-

tial increase. The major factor in the increase is the $4,581,500 representing reimbursement which will be received from the Retirement Fund for the purchases of land on which buildings to be financed by that fund will be constructed. This amount is exactly offset by appropriations. Also included is $1,478,760 representing reimbursements from the Retirement Fund for the cost of architectural contracts for the Administration Building, the new Hall of Records, and the Central Heating Plant, which have been previously financed from the General Fund.



Other revenue increases reflect the added activities of County departments, particularly those of a revenue producing nature, such as the County Engineer, Recorder, etc. Revenue from Subventions and Grants will not be substantially increased; primarily because of the rather sharp reduction in the aged aid case load, the cost of which is 92% reimbursable by the State and Federal Governments.

AGREEMENT OF DEPARTMENT HEADS

As has been the case for the past several years, the recommended budget is presented with almost 100% agreement of the department heads involved, as indicated by signed stipulation sheets on file with the Clerk of the Board. The Chairman of the Retirement Board is out of the City and could not be reached for indication of his agreement or disagreement with the recommended County Employees Retirement Fund appropriation, which does not provide for the inclusion of the $1,000,000 deducted from the 1954-55 request. He may desire to make a



presentation to your Board prior to the adoption of the final budget. The Sheriff has indicated his agreement with the recommended apropriations, but asks that you be advised of his willingness to discuss with your Board his request for an increase of 32 positions in the Narcotics Detail, if you so desire. The only matter upon which a department head has indicated a specific desire to appear before your Board is that of Civil Defense, which is considered to be a policy item, and involves a continuation of the population dispersal survey and an expansion of local community service. The Director of Civil Defense will be in attendance at the time the preliminary budget recommendations are presented.

ADOPTION OF THE PRELIMINARY BUDGET



The Administrative Code requires that the printed preliminary budget be available before the first of June and that public hearings begin on or before June 10. In the interim period, this office will review the status of legislative proposals which will affect the appropriation and revenue requirements of this budget, and will review with the department any circumstances which have arisen subsequent to our analysis of the budget requests, and which should be reflected in the final budget. Recommendations for the adjustment of salaries will be presented to your Board for consideration and adoption as the 1955-56 Salary Ordinance. Prior to the close of the public hearings, this office will present the recommended adjustments to be effected in the various departmental appropriations. The Unappropriated Reserves will be eliminated, since the items provided for therein will be included in these adjustments.

In order to insure compliance with the calendar established by the Administrative Code, and to allow the Auditor-Controller sufficient time for the compilation of figures and the preparation of copy for the printer, it is essential that the 1955-56 preliminary budget be adopted at the earliest possible date. It is therefore

RECOMMENDED:

That your Board immediately hear the presentations of the department heads who may wish to appear, and who will be in attendance at the time these recommendations are presented; and that, after such hearing, your Board order such changes as desired, adopt the recommendations as revised as the preliminary budget for 1955-56, order the publication of the necessary notice, and instruct the Auditor-Controller to proceed with the printing.

APPRECIATION

I must commend, to your Board, the department heads for their very cooperative attitude in regard to the recommended reductions from their requests. In each succeeding year, these department heads are becoming more and more painstaking in screening their requests to a minimum before formal presentation. The fact that substantial reductions can still be recommended after this careful screening clearly indicates the extent to which the department heads have cooperated in holding the tax levy for 1955-56 to a minimum.

As previously stated, the task of analyzing the various departmental requests and preparing these recommendations for presentation to your Board was especially difficult this year because of the limited available staff in this office. I am deeply gratified with the unselfishness of my staff in giving so generously of their time, and with the efficiency with which these analyses were made, in order that this detailed budget document might be printed and assembled for presentation to your Board.

Respectfully submitted,

Arthur J. Will

ARTHUR J. WILL
Chief Administrative Officer

Consolidated Budget Summary

Name of Fund	APPROVED BUDGET REQUIREMENTS				
	Appropriations	Unappropriated Reserve	General Reserve	Estimated Delinquency	Total
County Budget—Table 2 Summary	$375,874,764	$15,762,787	$2,699,338	$3,596,032	$397,932,921
Special Dist. Budgets—Table 2A Summary	52,491,936	1,153,865	6,433,300	1,146,309	61,225,410
GRAND TOTAL	**$428,366,700**	**$16,916,652**	**$9,132,638**	**$4,742,341**	**$459,158,331**

Summary of County

				GENERAL (Included in	
General Fund					
General Purposes	$204,303,101	$ 8,205,787	$1,000,000	$ 764,607	$214,273,495
Exploitation	876,934			19,830	896,764
Exposition	44,850			798	45,648
Total General Fund	**$205,224,885**	**$ 8,205,787**	**$1,000,000**	**$ 785,235**	**$215,215,907**
Salary Fund	116,916,853	7,487,000		2,692,992	127,096,845
Accumulative Capital Outlay	13,713,826		1,000,000	24,773	14,738,599
Contagious Disease Hospital I & S	342,813		295,000	7,593	645,406
Juvenile Hall Center I & S	227,063		24,500	321	251,884
Juvenile Hall No. 2 I & S	158,800		27,900	4,787	191,487
Osteopathic Hospital I & S	672,450		98,493	19,767	790,710
Wayside Honor Rancho I & S	23,445		103,445	3,253	130,143
Total General County Funds	**$337,280,135**	**$15,692,787**	**$2,549,338**	**$3,538,721**	**$359,060,981**
				SPECIAL (Not included in	
Aviation	$ 462,376	$	$	$	$ 462,376
Public Health	533,481				533,481
Medical Research Fund No. 1	450,000				450,000
Medical Research Fund No. 2	67,000				67,000
Medical Research Fund No. 3	35,000				35,000
Public Library	1,992,838	70,000	150,000	42,549	2,255,387
School Library Service	140,000				140,000
Fish and Game Propagation	33,500				33,500
Livestock Indemnity	60,500				60,500
Bellflower Development	38,504				38,504
Downey Development	50,242				50,242
East Los Angeles Development	104,521				104,521
Florence Development	6,308				6,308
Lancaster Development	44,226				44,226
Montrose Development	2,745				2,745
Temple City Development	16,866				16,866
Walnut Park Development	26,297				26,297
General Road	56,411				56,411
Special Road	2,046,478				2,046,478
Motor Vehicle	31,749,206				31,749,206
Supervisorial Road District No. 1	333,783			6,616	340,399
Supervisorial Road District No. 2	57,223			1,382	58,605
Supervisorial Road District No. 3	90,748			2,270	93,018
Supervisorial Road District No. 4	100,420			2,397	102,817
Supervisorial Road District No. 5	95,956			2,097	98,053
Total Special County Funds	**$ 38,594,629**	**$ 70,000**	**$ 150,000**	**$ 57,311**	**$ 38,871,940**
TOTAL COUNTY FUNDS	**$375,874,764**	**$15,762,787**	**$2,699,338**	**$3,596,032**	**$397,932,921**

Fiscal Year 1955-56 - Table 1

Available Funds	Amount to be Raised by Tax Levy	Unsecured Levy	Secured Levy	Tax Rate per $100 of Assessed Val.
$241,885,249	$156,047,672	$ 12,206,091	$143,841,581	$
20,083,380	41,142,030	995,800	40,146,230	
$261,968,629	$197,189,702	$ 13,201,891	$183,987,811	$

Budget by Funds - Table 2

COUNTY FUNDS
General County Levy)

$181,317,438	$ 32,956,057	$ 2,371,777	$ 30,584,280	$
30,520	866,244	73,019	793,225	
8,290	37,358	5,408	31,950	
$181,356,248	$ 33,859,659	$ 2,450,204	$ 31,409,455	$
9,879,880	117,216,965	9,497,250	107,719,715	
13,747,670	990,929		990,929	
308,557	336,849	33,129	303,720	
199,829	52,055	39,214	12,841	
	191,487		191,487	
	790,710		790,710	
	130,143		130,143	
$205,492,184	$153,568,797	$ 12,019,797	$141,549,000	$

COUNTY FUNDS
General County Levy)

$ 462,376	$	$	$	$
533,481				
450,000				
67,000				
35,000				
420,181	1,835,206	133,210	1,701,996	
140,000				
33,500				
60,500				
38,504				
50,242				
104,521				
6,308				
44,226				
2,745				
16,866				
26,297				
56,411				
2,046,478				
31,749,206				
35,712	304,687	40,013	264,674	
467	58,138	2,856	55,282	
983	92,035	1,215	90,820	
1,998	100,819	4,923	95,896	
10,063	87,990	4,077	83,913	
$ 36,393,065	$ 2,478,875	$ 186,294	$ 2,292,581	$
$241,885,249	$156,047,672	$ 12,206,091	$143,841,581	$

Summary of Available Funds - Table 3

Name of Fund	Tentative Surplus	Miscellaneous Revenue *	Total
GENERAL COUNTY FUNDS (Included in General County Levy)			
General Fund			
General Purposes	$ 8,431,455	$172,885,983	$181,317,438
Exploitation	30,520		30,520
Exposition	8,290		8,290
Total General Fund	$ 8,470,265	$172,885,983	$181,356,248
Salary Fund	2,148,838	7,731,042	9,879,880
Accumulative Capital Outlay	13,747,670		13,747,670
Contagious Disease Hospital I & S	308,557		308,557
Juvenile Hall Center I & S	199,829		199,829
Total General County Funds	$ 24,875,159	$180,617,025	$205,492,184
SPECIAL COUNTY FUNDS (Not included in General County Levy)			
Aviation	$ 392,376	$ 70,000	$ 462,376
Public Health	16,481	517,000	533,481
Medical Research Fund No. 1	165,000	285,000	450,000
Medical Research Fund No. 2	54,100	12,900	67,000
Medical Research Fund No. 3	18,100	16,900	35,000
Public Library	275,468	144,713	420,181
School Library Service		140,000	140,000
Fish and Game Propagation Fund	19,650	13,850	33,500
Livestock Indemnity		60,500	60,500
Bellflower Development	20,704	17,800	38,504
Downey Development	32,942	17,300	50,242
East Los Angeles Development	74,721	29,800	104,521
Florence Development	3,308	3,000	6,308
Lancaster Development	30,776	13,450	44,226
Montrose Development	1,915	830	2,745
Temple City Development	7,516	9,350	16,866
Walnut Park Development	22,197	4,100	26,297
General Road	56,411		56,411
Special Road	110,951	1,935,527	2,046,478
Motor Vehicle	10,018,206	21,731,000	31,749,206
Supervisorial Road District No. 1	35,712		35,712
Supervisorial Road District No. 2	467		467
Supervisorial Road District No. 3	983		983
Supervisorial Road District No. 4	1,998		1,998
Supervisorial Road District No. 5	10,063		10,063
Total Special County Funds	$ 11,370,045	$ 25,023,020	$ 36,393,065
TOTAL COUNTY FUNDS	$ 36,245,204	$205,640,045	$241,885,249

*For Detail see Table 4.

General and Special County Funds

Recapitulation of Revenue Accruals Other than General Property Taxes - Table 4

Classification	Actual Prior Year 1953-54	Actual Current Year to 12-1-54	Estimated Current Year 1954-55	Estimated Current Year 1955-56
GENERAL AND SPECIAL COUNTY				
Taxes and Penalties				
General Fund				
Solvent Credits	$ 121,578.61	$ 164,692.41	$ 165,000	$ 150,000
Weed Abatement—Forester and Fire Warden	123,159.87	76,080.45	132,765	155,000
Delinquent Penalties, Interest and Costs	718,278.66	958,116.81	958,500	700,000
Salary Fund				
Solvent Credits	627,273.76	638,364.97	640,000	640,000
Delinquent Penalties, Interest and Costs	86,778.58	88,544.30	95,000	75,000
Accumulative Capital Outlay Fund				
Solvent Credits	10,094.18			
Total Taxes and Penalties	**$ 1,687,163.66**	**$ 1,925,798.94**	**$ 1,991,265**	**$ 1,720,000**
Subventions and Grants				
General Fund				
Forester and Fire Warden				
State and Federal Fire Control	$ 211,823.00	$ 23,536.00	$ 247,651	$ 370,090
Health Department				
Federal Health Subsidy	58,522.00	65,967.00	65,967	66,000
Charities—General Hospital				
Aged and Blind—Hospital	303,531.10	79,763.20	315,000	330,000
Arthritis Program		2,091.78	4,000	
Occupational Therapy Program	3,600.00	3,151.44	3,636	
Resident Physician Training		3,600.00	9,600	
Charities—Rancho Los Amigos				
Infirmary Unit				1,262,000
Physical Therapy		1,914.00	2,000	
Post-Polio Unit		28,800.00	29,000	
Charities—Public Assistance				
Aid to Needy Blind	4,388,039.89	1,484,069.40	4,489,790	4,614,457
Aid to Needy Blind—Administration	141,227.34	52,324.76	157,387	162,205
Aid to Needy Children	19,146,665.36	7,004,506.21	20,983,172	22,837,913
Boarding Homes—Children	787,665.99			
Aid to Needy Children—Administration	1,965,810.72	789,300.16	2,370,074	2,550,741
Aid to Partially Self-Supporting Blind	166,642.58	50,355.68	172,355	150,354
Old Age Assistance	91,317,665.57	30,114,365.08	89,231,174	88,863,167
Old Age Assistance—Administration	2,431,729.72	876,937.08	2,625,469	2,596,242
Charities—Adoption				
State Adoption Subsidy	512,201.87	156,363.77	546,160	539,181
Charities—Physically Handicapped Children				
State Subsidy	217,358.12		222,123	237,629
Public Welfare Commission				
Boarding Homes Inspection Service—Aged and Children	257,732.11	75,152.18	320,000	336,000
Probation Department				
Aid to Needy Children—Boarding Homes	300,323.00	69,608.06	300,000	350,000
Youth Authority	394,324.36		450,000	480,000
County Fair Grounds				
Agricultural and Racing Acts			3,000,000	3,000,000
Capital Projects				
Construction and Employment Act	56,323.79	248,464.55	835,000	647,450

RECAPITULATION OF REVENUE ACCRUALS OTHER THAN GENERAL PROPERTY TAXES—TABLE 4—Continued

Classification	Actual Prior Year 1953-54	Actual Current Year to 12-1-54	Estimated Current Year 1954-55	Estimated Current Year 1955-56
GENERAL AND SPECIAL COUNTY—Continued				
Subventions and Grants—Continued				
General Fund—Continued				
Miscellaneous				
Child Welfare—Federal Services	815.00			
Civil Defense—Disaster Relief				100.000
Housing Authorities	4,219.94			1.000
Liquor License Fees	394,194.60	206,745.41	442,745	428,000
Motor Vehicle in Lieu Tax	14,837,136.05		14,888,142	15,262,598
Tuberculosis Subsidy	1,130,130.08	703,398.64	1,327,970	1,288,037
U. S. Grazing Fees	73.38			
Various Special Grants		424.72	1,925	
Salary Fund				
Registrar of Voters				
Candidates Filing Fees	18,692.50	14,586.90	15,000	21,500
Charities—General Hospital				
Resident Physician Training	797.50			500
Tumor Registry	8,462.04	1,560.63	6,240	6,240
Veterans Administration Program	909.44		750	
Charities—Harbor General Hospital				
Tumor Registry			1,100	2,200
Miscellaneous				
Agricultural Commissioner	3,000.00	750.00	3,000	3,000
Housing Authorities	21,772.43			4,000
University of Southehrn California	2,457.00	5,300.89	5,400	
Various Special Grants		2,784.26	11,350	
Accumulative Capital Outlay Fund				
Miscellaneous				
Housing Authorities	350.37			
Contagious Disease Hospital Fund				
Miscellaneous				
Housing Authorities	68.52			
Juvenile Hall Center Fund				
Miscellaneous				
Housing Authorities	42.05			
Hospital War Emergency Fund				
Miscellaneous	1,017.82	274.66	275	
Public Health Fund				
Health Department				
State Health Subsidy	439,846.15	243,373.00	486,746	517,000
Motor Vehicle Fund				
Road Department				
Gasoline Tax	18,047,233.65	7,214,840.53	16,395,010	17,299,000
Motor Vehicle—Registration Fees	3,326,902.35	1,503,022.70	3,606,500	3,744,000
General Road Fund				
Road Department				
U. S. Forest Reserve—Federal	4,392.66	7,958.96	10,247	
Federal Flood Control—Land Receipts	15,046.49	16,749.42	16,749	
Aviation Fund				
Aviation Gasoline Tax Refund	29,427.16			
Sale of Property	306,704.16			
Total Subventions and Grants	**$161,254,877.86**	**$ 51,052,041.07**	**$163,598,707**	**$168,070,504**

RECAPITULATION OF REVENUE ACCRUALS OTHER THAN GENERAL PROPERTY TAXES—TABLE 4—Continued

Classification	Actual Prior Year 1953-54	Actual Current Year to 12-1-54	Estimated Current Year 1954-55	Estimated Current Year 1955-56
GENERAL AND SPECIAL COUNTY—Continued				
Licenses and Permits				
General Fund				
Licenses				
Tax Collector	$ 905,889.64	$	$ 578,692	$ 592,500
County Clerk		192,780.24	232,500	260,000
Permits				
Engineer	1,460,433.56	674,157.33	1,613,300	2,335,648
Forester and Fire Warden	11,141.98	730.00	11,625	10,630
Health Department	38,283.00	15,886.50	38,150	39,000
Salary Fund				
Licenses				
County Clerk	31,709.00	13,897.00	33,000	31,000
Total Licenses and Permits	**$ 2,447,457.18**	**$ 897,451.07**	**$ 2,507,267**	**$ 3,268,778**
Fines and Penalties				
General Fund				
Judicial District—Alhambra	$ 10,021.50	$ 2,622.00	$ 6,660	$ 7,000
Judicial District—Beverly Hills	20,941.50	8,201.00	20,554	19,800
Judicial District—Burbank	5,744.50	815.00	2,600	2,750
Judicial District—Citrus	5,994.00	4,962.50	11,808	14,359
Judicial District—Compton	28,445.54	14,081.02	33,660	35,000
Judicial District—Downey	35,297.60	12,499.05	30,096	30,096
Judicial District—East Los Angeles	47,400.73	16,267.21	41,264	41,883
Judicial District—El Monte	21,094.00	5,741.00	18,559	18,900
Judicial District—Glendale	3,550.50	1,665.00	4,180	4,300
Judicial District—Inglewood	14,284.70	8,718.00	20,060	22,500
Judicial District—Long Beach	7,530.00	522.50	1,120	1,288
Judicial District—Los Angeles	19,661.50	2,803.50	11,000	15,762
Judicial District—Los Cerritos	23,036.66	12,600.00	28,100	30,910
Judicial District—Pasadena	8,669.93	3,437.50	8,334	8,709
Judicial District—San Antonio	42,634.50	19,171.35	50,737	55,810
Judicial District—San Jose	5,827.00	2,768.00	10,710	14,000
Judicial District—Santa Anita	4,601.00	704.00	3,173	3,250
Judicial District—Santa Monica	1,426.40	266.00	648	648
Judicial District—South Bay	7,539.44	2,936.00	9,890	9,000
Judicial District—South Gate	7,913.11	4,708.00	11,420	14,000
Judicial District—Whittier	17,721.50	5,523.00	14,750	15,350
Justice Courts	18,629.11	10,385.33	26,800	30,000
Superior Court	47,580.45	16,832.41	45,000	39,000
Jail			1,000	
Probation Department	344,880.47	153,576.16	375,000	433,500
Paid from Bail Deposits	69,510.00	21,225.00	70,000	70,000
Forfeits and Escheats	25,856.42	17,555.27	20,000	20,000
Judgments and Damages	1,891.07	531.71	2,000	2,000
Special Road Fund				
Judicial District—Alhambra	27,321.00	10,588.00	30,320	33,000
Judicial District Beverly Hills	40,280.15	14,569.00	38,700	40,000
Judicial District—Burbank	217.00	173.50	360	360
Judicial District—Citrus	22,659.00	18,419.80	44,000	53,504
Judicial District—Compton	126,367.05	57,941.02	159,370	160,000
Judicial District—Downey	92,869.90	59,941.87	118,000	140,000
Judicial District—East Los Angeles	146,208.56	67,826.01	155,327	157,657
Judicial District—El Monte	132,750.31	54,572.82	132,495	133,000
Judicial District—Glendale	22,816.25	6,733.60	17,110	17,000
Judicial District—Inglewood	144,296.50	66,985.55	179,030	183,500
Judicial District—Long Beach	616.00	478.90	1,346	1,346

RECAPITULATION OF REVENUE ACCRUALS OTHER THAN GENERAL PROPERTY TAXES—TABLE 4—Continued

Classification	Actual Prior Year 1953-54	Actual Current Year to 12-1-54	Estimated Current Year 1954-55	Estimated Current Year 1955-56
GENERAL AND SPECIAL COUNTY—Continued				
Fines and Penalties—Continued				
Special Road Fund—Continued				
Judicial District—Los Angeles	26,242.50	11,221.00	26,034	30,000
Judicial District—Los Cerritos	118,849.00	61,031.84	141,223	155 345
Judicial District—Pasadena	19,424.00	10,313.50	26,774	27,979
Judicial District—San Antonio	164,070.56	75,178.49	191,381	201,338
Judicial District—San Jose	45,166.00	25,141.01	55,728	60,000
Judicial District—Santa Anita	14,456.50	3,158.00	16,858	17,500
Judicial District—Santa Monica	4,553.50	2,034.00	5,420	6,450
Judicial District—South Bay	24,961.00	9,592.00	24,540	27,000
Judicial District—South Gate	27,212.50	9,299.50	25,000	25,000
Judicial District—Whittier	107,128.38	49,397.00	118,541	123,000
Justice Courts	264,724.38	118,550.95	298,980	337,548
Paid from Bail Deposits	4,265.00	705.00	5,000	5,000
Fish and Game Propagation Fund				
Fines and Penalties	12,776.00	5,437.00	14,350	13,850
Total Fines and Penalties	**$ 2,437,914.17**	**$ 1,090,406.87**	**$ 2,705,010**	**$ 2,909,192**
Public Service Privileges				
General Fund				
Franchise—Bids	$ 1,731.67	$ 1,127.49	$ 2,400	$ 3,750
Rent of Pipe Lines—Bridges	12,667.62		11,000	10,000
Mains Laid			500	50
Franchise Collections	512,504.39	2,128.42	530,000	545,000
Public Telephone Pay Stations	17,234.20	6,556.63	17,150	17,500
Reimbursement to Subdividers	102,480.30	49,439.03	100,000	125,000
Total Public Service Privileges	**$ 646,618.18**	**$ 59,251.57**	**$ 661,050**	**$ 701,300**
Rent of Property				
General Fund				
Land and Buildings	$ 323,064.34	$ 83,545.26	$ 200,000	$ 250,000
Oil Royalties	728,148.37	201,266.97	590,000	477,755
Parking Lots	58,633.46			
Total Rent of Property	**$ 1,109,846.17**	**$ 284,812.23**	**$ 790,000**	**$ 727,755**
Interest				
General Fund				
Current Deposits	$ 361,294.36	$ 26.93	$ 385,000	$ 390,000
Investments	2,995,352.77	1,076,083.60	2,300,000	2,700,000
Total Interest	**$ 3,356,647.13**	**$ 1,076,110.53**	**$ 2,685,000**	**$ 3,090,000**
Fees, Commissions & Miscellaneous Revenue				
General Fund				
Board of Supervisors	$ 32,783.78	$ 7,882.72	$ 33,000	$ 35,000
Auditor—Controller	64,563.04	1,497.71	22,000	22,000
Treasurer	24,460.04	16,230.85	19,100	65,900
Assessor	631.10	843.54	1,800	1,000
Tax Collector	990.92	58.00	1,430	1,430
Purchasing and Stores Department	11,335.47	3,992.68	8,000	12,000
District Attorney	61.64	18.20	600	
County Counsel	125.52	12.50	25	
Civil Service Commission	38,900.92	90.81	52,893	54,574
Surveyor	96,799.15	45,710.06	141,600	
Blueprint Service	25,874.91	13,280.79	29,000	30,000
Engineer	312,935.33	159,686.43	525,930	779,400

RECAPITULATION OF REVENUE ACCRUALS OTHER THAN GENERAL PROPERTY TAXES—TABLE 4—Continued

Classification	Actual Prior Year 1953-54	Actual Current Year to 12-1-54	Estimated Current Year 1954-55	Estimated Current Year 1955-56
GENERAL AND SPECIAL COUNTY—Continued				
Fees, Commissions & Miscellaneous Revenue—Continued				
General Fund—Continued				
Regional Planning Commission	16,933.46	7,795.67	23,570	24,270
Registrar of Voters	27,251.59	5,496.26	77,121	58,015
Judicial District—Alhambra	16,288.66	7,329.15	17,490	18,000
Judicial District—Beverly Hills	33,873.79	14,483.43	37,300	37,600
Judicial District—Burbank	26,798.13	16,348.31	42,900	45,000
Judicial District—Citrus	9,512.65	7,275.49	19,094	23,218
Judicial District—Compton	17,110.59	10,606.10	26,090	30,000
Judicial District—Downey	677.70			
Judicial District—East Los Angeles	3,080.16	1,781.56	5,490	5,572
Judicial District—El Monte	3,093.69	1,053.60	2,315	2,400
Judicial District—Glendale	14,858.88	7,799.92	21,000	21,500
Judicial District—Inglewood	22,823.35	10,782.24	27,500	30,000
Judicial District—Long Beach	82,845.75	42,004.80	108,907	110,323
Judicial District—Los Angeles	538,542.95	228,275.77	570,000	609,184
Judicial District—Los Cerritos	450.00			
Judicial District—Pasadena	34,875.82	16,611.22	39,333	41,579
Judicial District—San Antonio	32,849.19	17,057.70	43,655	48,021
Judicial District—San Jose	12,533.14	5,756.35	13,457	14,399
Judicial District—Santa Anita	11,404.92	5,020.72	12,530	12,800
Judicial District—Santa Monica	24,672.27	11,201.74	28,649	31,227
Judicial District—South Bay	40,819.80	19,984.49	51,490	57,500
Judicial District—South Gate	9,593.92	5,339.08	13,720	16,000
Judicial District—Whittier	11,998.76	7,514.55	13,400	14,874
Justice Courts	6,484.39	3,195.57	7,262	7,962
County Clerk				8,000
Coroner	931.44	314.44	1,200	1,158
Sheriff	26,790.65	4,251.91	25,000	77,000
Communications Department	4,194.30	1,266.71	3,419	3,356
Mechanical Department	7,357.74	76,546.99	187,000	187,000
Building Services	880.30	358.70	850	900
Recorder	355.75	252.50	500	460
Public Administrator	25.44			
Forester and Fire Warden	45,151.15	943.25	7,500	8,000
Agricultural Department	28,988.44	4,305.33	25,500	24,700
Pound Department	27,069.38	4,903.21	15,060	18,000
Civil Defense	10,460.36		240	
Health Department	21,501.56	6,618.64	15,460	71,000
Air Pollution Control District Hearing Board	5,458.20	25.00	1,439	
Charities—Administration	300.00	100.00	150	300
Charities—Physically Handicapped Children	44.00	11.00		
Charities—Resources and Collections	614.65	265.42	3,000	6,500
Charities—General Hospital	67,344.67	28,077.37	70,400	70,400
Charities—Rancho Los Amigos	96,867.18	38,093.87	114,950	114,504
Charities—Olive View Sanatorium	115,328.93	35,815.90	104,815	104,815
Charities—Harbor General Hospital	32,633.64	13,775.44	33,000	34,182
Charities—Long Beach General Hospital	15,007.25	5,089.78	14,000	15,276
Charities—Acton Camp	878.90	109.20	324	324
Charities—Warm Springs Camp	281.80	137.50	264	260
Charities—Public Assistance	984.52	627.93	650	300
Public Welfare Commission	107.10			
Jail	21,761.80	989.72	2,320	22,900
Jail Store			20,000	
Mira Loma Facility	747.70	1,541.40	3,960	4,620
Women's Detention Unit No. 2	11.70	80.45	100	120
Wayside Honor Rancho	3,995.15	957.24	5,226	6,121
Juvenile Hall	834.96	646.47	1,425	1,494
Probation Department	2,598.18	1,475.66	3,000	3,000
Biscailuz Center	1,657.40	692.15	2,000	2,300
Superintendent of Schools	321.65	10.08	500	600
County Art Institute	41,098.40	14,095.06	39,000	44,622
History, Science and Art	4,423.63	2,291.67	12,090	59,960
Parks and Recreation Department	416,033.55	250,120.67	547,375	589,825

RECAPITULATION OF REVENUE ACCRUALS OTHER THAN GENERAL PROPERTY TAXES—TABLE 4—Continued

Classification	Actual Prior Year 1953-54	Actual Current Year to 12-1-54	Estimated Current Year 1954-55	Estimated Current Year 1955-56
GENERAL AND SPECIAL COUNTY—Continued				
Fees, Commissions & Miscellaneous Revenue—Continued				
General Fund—Continued				
Patriotic Hall	6,839.46	2,387.18	6,000	6,000
Mechanical Service	41.00			
Workmen's Compensation Refund	284,120.31		127,500	200,000
City of Lakewood		319,296.66	320,000	
Salary Fund				
Auditor—Controller	126,837.23	24,958.55	164,000	180,000
Treasurer	40,635.36	27,091.00	55,000	62,500
Assessor	2,033.58	1,133.46	2,060	3,000
Tax Collector	6,329.00	1,452.00	5,000	5,000
County Counsel	136,582.73	30,330.25	70,000	70,000
Surveyor	228,218.34	52.07	588,500	
Engineer	439,520.50	48,933.72	100,700	602,200
Registrar of Voters	37,032.46	1,345.01	6,000	10,185
Judicial District—Alhambra	6,845.10	3,066.70	7,150	7,500
Judicial District—Beverly Hills	10,231.05	4,500.95	10,400	10,600
Judicial District—Burbank	5,654.70	2,306.30	5,750	5,850
Judicial District—Citrus	2,711.04	1,727.10	4,310	5,241
Judicial District—Compton	9,694.60	4,416.00	10,540	11,000
Judicial District—Downey	10,666.95	5,032.25	13,100	15,000
Judicial District—East Los Angeles	3,902.19	1,488.23	3,740	3,796
Judicial District—El Monte	5,513.72	2,457.54	5,872	6,100
Judicial District—Glendale	5,970.16	2,887.45	6,920	7,000
Judicial District—Inglewood	7,831.50	3,347.50	8,370	8,500
Judicial District—Long Beach	30,947.40	12,520.55	30,821	30,821
Judicial District—Los Angeles	431,961.91	171,457.43	412,464	465,000
Judicial District—Los Cerritos	4,234.80	1,958.90	4,633	5,096
Judicial District—Pasadena	11,799.98	4,822.25	11,710	12,100
Judicial District—San Antonio	10,860.85	4,652.55	11,753	12,350
Judicial District—San Jose	4,861.70	2,134.30	5,056	5,250
Judicial District—Santa Anita	4,575.20	1,747.09	4,511	4,500
Judicial District—Santa Monica	7,527.40	3,333.50	7,828	8,141
Judicial District—South Bay	9,055.00	3,536.37	8,460	8,500
Judicial District—South Gate	2,605.92	1,315.79	3,580	4,000
Judicial District—Whittier	3,260.00	1,779.05	4,360	4,400
Justice Courts	4,449.80	2,017.60	5,696	6,000
County Clerk	1,518,008.19	657,046.84	1,600,000	1,623,000
Coroner	77,053.73	28,837.55	76,000	74,929
Sheriff	159,101.71	67,222.66	162,000	170,000
Marshal—Municipal Courts	645,232.95	275,705.91	657,000	698,690
Recorder	2,255,582.65	1,018,009.89	2,477,000	2,519,540
Public Administrator	175,886.97	29,495.20	140,000	125,000
Forester and Fire Warden	1,053.28	751.54	1,053	1,053
Agricultural Department	85,781.75	38,568.00	88,800	92,900
Health Department	64,252.00	26,924.00	65,000	13,410
Charities—General Hospital				19,664
Charities—Rancho Los Amigos				29,786
Jail Store			36,000	
County Art Institute		480.00	480	
Public Library Fund				
Public Library	133,089.17	66,033.68	151,000	144,713
School Library Service Fund				
School Library Service	126,509.00	45,810.60	129,996	140,000
Livestock Indemnity Fund				
Pound Department—Livestock Indemnity		30,642.50	57,500	60,500
Bellflower Development Fund				
Bellflower Development	18,042.74	5,619.01	20,000	17,800

RECAPITULATION OF REVENUE ACCRUALS OTHER THAN GENERAL PROPERTY TAXES—TABLE 4—Continued

Classification	Actual Prior Year 1953-54	Actual Current Year to 12-1-54	Estimated Current Year 1954-55	Estimated Current Year 1955-56
GENERAL AND SPECIAL COUNTY—Continued				
Fees, Commissions & Miscellaneous Revenues—Continued				
Downey Development Fund				
Downey Development	17,511.61	5,440.87	12,498	17,300
East Los Angeles Development Fund				
East Los Angeles Development	21,810.69	9,809.39	26,400	29,800
Florence Development Fund				
Florence Development	305.66	929.84	2,400	3,000
Lancaster Development Fund				
Lancaster Development	12,714.48	2,667.25	9,732	13,450
Montrose Development Fund				
Montrose Development	295.16	54.64	240	830
Temple City Development Fund				
Temple City Development	3,901.78	1,049.06	3,216	9,350
Walnut Park Development Fund				
Walnut Park Development	4,076.35	1,305.51	3,624	4,100
Motor Vehicle Fund				
Road Department				
Workmen's Compensation Refund	199,656.09	5,987.87	145,850	76,000
Refund to Motor Vehicle Fund a/c Court St. Opening Project	12,357.31			612,000
Supervisorial Road District Fund				
Miscellaneous	Cr. 3,901.49			
Community Sports Fund				
Miscellaneous	14,324.75	7,218.50	14,400	
Inmate Welfare Fund				
Miscellaneous	117.96	917.93	920	
Jury Instruction Form Fund				
Superior Court—Jury Instruction Forms	3,254.68	963.00	3,000	
Parking Meter Maintenance Fund				
Parking Meter Maintenance	49,396.00	16,120.73	36,000	
Rancho Crafters Rehabilitation Fund				
Miscellaneous	26,966.68	5,194.81	13,200	
Reporters Salary Fund				
County Clerk—Reporters' Salaries	190,075.11	79,701.40	180,000	
Jail Store Fund				
Miscellaneous		9.90	10	
Gas Tax Fund				
City of Lakewood		81,000.00	81,000	
Total Fees, Commissions and Miscellaneous Revenue	**$ 10,327,684.75**	**$ 4,405,812.05**	**$ 11,525,471**	**$ 12,025,190**

RECAPITULATION OF REVENUE ACCRUALS OTHER THAN GENERAL PROPERTY TAXES—TABLE 4—Continued

Classification	Actual Prior Year 1953-54	Actual Current Year to 12-1-54	Estimated Current Year 1954-55	Estimated Current Year 1955-56
GENERAL AND SPECIAL COUNTY—Continued				
Special Services				
General Fund				
Bureau of Resources				
Care of Inmates:				
General Hospital	$ 2,677,838.94	$ 932,703.33	$ 2,750,000	$ 2,940,000
Rancho Los Amigos	1,031,592.11	213,169.75	1,000,000	1,300,000
Olive View Sanatorium	101,504.02	31,493.02	100,000	100,000
Harbor General Hospital	375,618.17	114,129.90	370,000	376,000
Long Beach General Hospital	47,578.64	17,299.29	50,000	65,000
Acton Camp	8,460.87	2,654.61	8,000	9,000
Warm Springs Camp	3,738.13	1,021.01	3,000	3,500
Care of Indigents	251,354.03	100,505.91	280,000	275,000
Adoptions	27,636.79	20,502.62	50,000	118,800
Physically Handicapped Children	77,593.59	26,188.86	70,000	70,000
General Hospital—Outpatient Clinic	28,057.29	12,692.52	29,000	29,000
Harbor General Hospital—Outpatient Clinic	1,563.50	875.50	2,172	3,526
Rancho Los Amigos—Outpatient Clinic	7,607.10	5,199.00	10,200	10,200
State Aid	13,436.71			
State Institutions—Care of Inmates	271,322.73	129,417.10	310,000	375,000
Mental Health Department	32,271.71	8,472.86	20,000	20,000
El Retiro—Care of Inmates	7,921.33	3,158.94	7,500	8,500
Probation Department—Care of Juvenile Court Wards	174,523.71	79,069.58	180,000	208,600
Jail—Care of Federal & City Prisoners	142,799.40	38,959.46	80,000	100,000
Medical Research Fund No. 1				
Medical Research Fund No. 1	218,227.16	111,254.27	235,000	285,000
Medical Research Fund No. 2				
Medical Research Fund No. 2	12,763.21	3,733.57	5,000	12,900
Medical Research Fund No. 3				
Medical Research Fund No. 3	19,849.60	16,553.50	29,000	16,900
Total Special Services	**$ 5,533,258.74**	**$ 1,869,054.60**	**$ 5,588,872**	**$ 6,326,926**
Sale of Property				
General Fund				
Real Estate and Improvements	$ 189,529.00	$ 164,688.00	$ 250,000	$ 6,540,000
Personal Property	72,882.79	49,809.17	100,000	190,400
Aviation Fund				
Real Estate and Improvements				70,000
Total Sale of Property	**$ 262,411.79**	**$ 214,497.17**	**$ 350,000**	**$ 6,800,400**
TOTAL GENERAL AND SPECIAL COUNTY	**$189,063,879.63**	**$ 62,875,236.10**	**$192,402,642**	**$205,640,045**

RECAPITULATION OF REVENUE ACCRUALS OTHER THAN GENERAL PROPERTY TAXES—TABLE 4—Continued

Classification	Actual Prior Year 1953-54	Actual Current Year to 12-1-54	Estimated Current Year 1954-55	Estimated Current Year 1955-56
SPECIAL DISTRICTS				
Under Supervision of the Board of Supervisors				
Fire Protection	$Cr. 22,910.71	$ 24,928.05	$ 52,432	$ 73,500
Flood Control	2,754,905.32	722,165.65	10,848,850	11,979,197
Lighting	12,293.44	2,214.92	2,215	
Lighting Maintenance	8,873.94	54,524.08	54,525	137,457
Park, Recreation and Parkway	9,414.04	7,362.99	8,000	12,000
Sewer Maintenance	51,130.72	15,507.69	35,481	30,175
Waterworks	388,971.37	245,036.98	887,796	1,110,320
County Improvement—Series "M"	118,474.04	146,877.34	180,000	
TOTAL SPECIAL DISTRICTS	**$ 3,321,152.16**	**$ 1,218,617.70**	**$ 12,069,299**	**$ 13,342,649**
GRAND TOTAL	**$192,385,031.79**	**$ 64,093,853.80**	**$204,471,941**	**$218,982,694**

SUMMARIZATION

BY CLASSIFICATION				
County				
Taxes and Penalties	$ 1,687,163.66	$ 1,925,798.94	$ 1,991,265	$ 1,720,000
Subventions and Grants	161,254,877.86	51,052,041.07	163,598,707	168,070,504
Licenses and Permits	2,447,457.18	897,451.07	2,507,267	3,268,778
Fines and Penalties	2,437,914.17	1,090,406.87	2,705,010	2,909,192
Public Service Privileges	646,618.18	59,251.57	661,050	701,300
Rent of Property	1,109,846.17	284,812.23	790,000	727,755
Interest	3,356,647.13	1,076,110.53	2,685,000	3,090,000
Fees, Commissions and Miscellaneous Revenue	10,327,684.75	4,405,812.05	11,525,471	12,025,190
Special Services	5,533,258.74	1,869,054.60	5,588,872	6,326,926
Sale of Property	262,411.79	214,497.17	350,000	6,800,400
Total County	**$189,063,879.63**	**$ 62,875,236.10**	**$192,402,642**	**$205,640,045**
Special Districts	**$ 3,321,152.16**	**$ 1,218,617.70**	**$ 12,069,299**	**$ 13,342,649**
GRAND TOTAL	**$192,385,031.79**	**$ 64,093,853.80**	**$204,471,941**	**$218,982,694**
BY FUNDS				
General County				
General:				
General Purposes	$156,815,023.68	$ 49,365,077.64	$161,208,785	$172,885,983
Salary	7,396,155.65	3,286,632.00	7,692,457	7,731,042
Accumulated Capital Outlay	10,444.55			
Contagious Disease Hospital I & S	68.52			
Juvenile Hall Center I & S	42.05			
Total General County	**$164,221,734.45**	**$ 52,651,709.64**	**$168,901,242**	**$180,617,025**
Special County				
Aviation	$ 336,131.32	$	$	$ 70,000
Public Health	439,846.15	243,373.00	486,746	517,000
Medical Research Fund No. 1	218,227.16	111,254.27	235,000	285,000
Medical Research Fund No. 2	12,763.21	3,733.57	5,000	12,900
Medical Research Fund No. 3	19,849.60	16,553.50	29,000	16,900
Public Library	133,089.17	66,033.68	151,000	144,713
School Library Service	126,509.00	45,810.60	129,996	140,000
Jail Store		9.90	10	
Fish and Game Propagation	12,776.00	5,437.00	14,350	13,850
Livestock Indemnity		30,642.50	57,500	60,500
Bellflower Development	18,042.74	5,619.01	20,000	17,800
Downey Development	17,511.61	5,440.87	12,498	17,300
East Los Angeles Development	21,810.69	9,809.39	26,400	29,800
Florence Development	305.66	929.84	2,400	3,000
Lancaster Development	12,714.48	2,667.25	9,732	13,450

RECAPITULATION OF REVENUE ACCRUALS OTHER THAN GENERAL PROPERTY TAXES—TABLE 4—Continued

Classification	Actual Prior Year 1953-54	Actual Current Year to 12-1-54	Estimated Current Year 1954-55	Estimated Current Year 1955-56
SUMMARIZATION—Continued				
BY FUNDS—Continued				
Special County—Continued				
Montrose Development	295.16	54.64	240	830
Temple City Development	3,901.78	1,049.06	3,216	9,350
Walnut Park Development	4,076.35	1,305.51	3,624	4,100
Special Road	1,577,455.04	733,852.36	1,811,537	1,935,527
Motor Vehicle	21,586,149.40	8,723,851.10	20,147,360	21,731,000
General Road	19,439.15	24,708.38	26,996	
Supervisorial Road Districts	Cr. 3,901.49			
Community Sports	14,324.75	7,218.50	14,400	
Inmate Welfare	117.96	917.93	920	
Jury Instruction Form	3,254.68	963.00	3,000	
Parking Meter Maintenance	49,396.00	16,120.73	36,000	
Rancho Crafters Rehabilitation	26,966.68	5,194.81	13,200	
Reporters Salary	190,075.11	79,701.40	180,000	
Hospital War Emergency	1,017.82	274.66	275	
Gas Tax Fund		81,000.00	81,000	
Total Special County	**$ 24,842,145.18**	**$ 10,223,526.46**	**$ 23,501,400**	**$ 25,023,020**
Total County	**$189,063,879.63**	**$ 62,875,236.10**	**$192,402,642**	**$205,640,045**
Special Districts				
Fire Protection	$Cr. 22,910.71	$ 24,928.05	$ 52,432	$ 73,500
Flood Control	2,754,905.32	722,165.65	10,848,850	11,979,197
Lighting	12,293.44	2,214.92	2,215	
Lighting Maintenance	8,873.94	54,524.08	54,525	137,457
Park, Recreation and Parkway	9,414.04	7,362.99	8,000	12,000
Sewer Maintenance	51,130.72	15,507.69	35,481	30,175
Waterworks	388,971.37	245,036.98	887,796	1,110,320
County Improvement—Series "M"	118,474.04	146,877.34	180,000	
Total Special Districts	**$ 3,321,152.16**	**$ 1,218,617.70**	**$ 12,069,299**	**$ 13,342,649**
GRAND TOTAL	**$192,385,031.79**	**$ 64,093,853.80**	**$204,471,941**	**$218,982,694**

Comparative Statement—Departmental Budget Appropriations

Department	Fiscal Year 1954-55	Fiscal Year 1955-56	Increase	Decrease
GENERAL GOVERNMENT				
Board of Supervisors	$ 1,208,224	$ 1,396,728	$ 188,504	$
Equalization Expense—Supervisors	2,094	2,565	471	
Rent Expense	2,315,409	2,556,668	241,259	
Auditor—Controller	1,803,808	1,931,457	127,649	
Treasurer	333,937	380,310	46,373	
Assessor	4,714,070	4,963,643	249,573	
Tax Collector	1,219,921	1,248,353	28,432	
Purchasing and Stores	849,298	911,880	62,582	
Bindery and Microfilm	950	3,250	2,300	
District Attorney	1,625,432	1,696,453	71,021	
County Counsel	487,376	531,874	44,498	
Public Defender	253,225	275,513	22,288	
Civil Service Commission	795,605	888,827	93,222	
Surveyor	2,320,129			2,320,129
County Engineer	2,628,118	5,480,452	2,852,334	
Regional Planning Commission	516,789	570,024	53,235	
Registrar of Voters	1,734,312	2,218,142	483,830	
Election Expense—Supervisors	911,850	930,123	18,273	
Municipal Court—Alhambra Judicial District	101,045	103,218	2,173	
Municipal Court—Beverly Hills Judicial District	104,141	109,486	5,345	
Municipal Court—Burbank Judicial District	92,032	108,226	16,194	
Municipal Court—Citrus Judicial District	52,776	64,470	11,694	
Municipal Court—Compton Judicial District	135,491	141,436	5,945	
Municipal Court—Downey Judicial District	64,100	67,936	3,836	
Municipal Court—East Los Angeles Judicial District	116,511	112,064		4,447
Municipal Court—El Monte Judicial District	62,631	64,119	1,488	
Municipal Court—Glendale Judicial District	99,354	99,239		115
Municipal Court—Inglewood Judicial District	117,137	121,112	3,975	
Municipal Court—Long Beach Judicial District	262,602	264,987	2,385	
Municipal Court—Los Angeles Judicial District	2,161,767	2,245,085	83,318	
Municipal Court—Los Cerritos Judicial District	61,732	61,468		264
Municipal Court—Pasadena Judicial District	164,064	164,207	143	
Municipal Court—San Antonio Judicial District	143,229	151,245	8,016	
Municipal Court—San Jose Judicial District	58,453	59,490	1,037	
Municipal Court—Santa Anita Judicial District	50,010	51,464	1,454	
Municipal Court—Santa Monica Judicial District	113,019	113,873	854	
Municipal Court—South Bay Judicial District	118,515	125,638	7,123	
Municipal Court—South Gate Judicial District	54,529	60,392	5,863	
Municipal Court—Whittier Judicial District	63,079	68,043	4,964	
Justice Courts	105,694	97,592		8,102
Superior Court	2,754,153	2,816,254	62,101	
Grand Jury	216,475	91,400		125,075
County Clerk	1,768,833	1,837,825	68,992	
Central Duplicating Bureau	8,995	8,070		925
Coroner	337,364	373,822	36,458	
Sheriff	8,441,268	9,252,104	810,836	
Marshal—Municipal Courts	1,522,433	1,562,708	40,275	
Communications Department	1,521,751	2,023,343	501,592	
Mechanical Department	3,173,971	3,640,973	467,002	
Building Service Equipment		149,222	149,222	
Utilities	1,442,125	1,592,475	150,350	
Fire Apparatus and Motor Vehicles	779,300	992,900	213,600	
Building Services	981,072	948,954		32,118
TOTAL GENERAL GOVERNMENT	**$ 50,970,198**	**$ 55,731,102**	**$ 4,760,904**	**NET**

COMPARATIVE STATEMENT—DEPARTMENTAL BUDGET APPROPRIATIONS—Continued

Department	Fiscal Year 1954-55	Fiscal Year 1955-56	Increase	Decrease
PROTECTION TO PERSON AND PROPERTY				
Recorder and Registrar of Titles	$ 1,009,685	$ 1,068,309	$ 58,624	$
Public Administrator	243,679	250,705	7,026	
Farm Advisor	55,568	59,631	4,063	
Forester and Fire Warden	2,252,068	2,549,176	297,108	
Agricultural Department	614,668	648,580	33,912	
Livestock Department	152,799	152,544		255
Sealer of Weights and Measures	280,832	311,420	30,588	
Pound Department	165,393	189,328	23,935	
Pound Department-Livestock Indemnity Fund	57,500	60,500	3,000	
Civil Defense-Disaster Relief	120,136	66,152		53,984
TOTAL PROTECTION TO PERSON AND PROPERTY	**$ 4,952,328**	**$ 5,356,345**	**$ 404,017**	**NET**
HEALTH AND SANITATION				
Health Department	$ 3,324,425	$ 3,528,204	$ 203,779	$
Health Department—Public Health Fund	477,342	533,481	56,139	
Air Pollution Control District Hearing Board	32,340	27,870		4,470
Air Pollution Control District	1,251,462	2,509,153	1,257,691	
TOTAL HEALTH AND SANITATION	**$ 5,085,569**	**$ 6,598,708**	**$ 1,513,139**	**NET**
HIGHWAYS AND BRIDGES				
Road Department				
Motor Vehicle Fund	$ 35,081,771	$ 31,749,206	$	$3,332,565
General Road Fund	19,000	56,411	37,411	
Special Road Fund	2,228,710	2,046,478		182,232
Supervisorial Road District No. 1 Fund	337,658	333,783		3,875
Supervisorial Road District No. 2 Fund	71,631	57,223		14,408
Supervisorial Road District No. 3 Fund	52,829	90,748	37,919	
Supervisorial Road District No. 4 Fund	65,682	100,420	34,738	
Supervisorial Road District No. 5 Fund	84,673	95,956	11,283	
TOTAL HIGHWAYS AND BRIDGES	**$ 37,941,954**	**$ 34,530,225**	**NET**	**$3,411,729**
CHARITIES, HOSPITALS AND CORRECTIONS				
Charities—Administration	$ 207,251	$ 219,797	$ 12,546	$
Charities—Adoptions	457,620	470,690	13,070	
Charities—Medical Social Service	1,247,348	1,284,144	36,796	
Charities—Physically Handicapped Children	1,149,263	1,032,601		116,662
Charities—Resources and Collections	712,176	732,520	20,344	
Charities—General Hospital	19,310,666	20,690,699	1,380,033	
Charities—Rancho Los Amigos	6,147,085	6,372,562	225,477	
Charities—Olive View Sanitorium	3,986,544	3,827,906		158,638
Charities—Harbor General Hospital	4,110,031	4,289,644	179,613	
Charities—Long Beach General Hospital	1,413,042	1,502,144	89,102	
Charities—Acton Camp	178,515	182,832	4,317	
Charities—Warm Springs Camp	103,049	115,048	11,999	
Charities—Medical Research Funds	480,000	552,000	72,000	
Charities—Public Assistance	10,590,793	10,808,471	217,678	
Indigent Aid	7,342,904	8,977,871	1,634,967	
Aid to Needy Children	27,034,490	28,821,193	1,786,703	
Aid to Needy Blind	5,248,095	5,445,429	197,334	
Aid to Partially Self-Supporting Blind	183,112	180,432		2,680
Old Age Assistance	98,493,408	96,276,454		2,216,954
Public Welfare Commission	283,458	301,773	18,315	
State Hospitals	564,500	687,090	122,590	
State Reform Schools	195,000	199,825	4,825	
Mental Health Department	1,325,189	1,308,838		16,351
California School for Deaf and Blind	2,500	2,125		375
Jail	2,012,961	2,023,810	10,849	
Mira Loma Facility	851,402	965,579	114,177	
Women's Detention Unit No. 2	384,075	396,715	12,640	
Wayside Honor Rancho	1,275,834	1,254,821		21,013
Detention Camps	80,470	81,083	613	
Wages to Prisoners	1,000	1,000		
Juvenile Hall	1,563,256	1,779,694	216,438	
Probation Department	3,732,587	4,240,821	508,234	
Care of Juvenile Court Wards	1,110,000	1,290,101	180,101	
Biscailuz Center	332,806	327,631		5,175
Youth Committee	25,321	25,754	433	
TOTAL CHARITIES, HOSPITALS AND CORRECTIONS	**$202,135,751**	**$206,669,097**	**$ 4,533,346**	**NET**

COMPARATIVE STATEMENT—DEPARTMENTAL BUDGET APPROPRIATIONS—Continued

Department	Fiscal Year 1954-55	Fiscal Year 1955-56	Increase	Decrease
EDUCATION				
Superintendent of Schools	$ 349,360	$ 360,851	$ 11,491	$
Superintendent of Schools—Special Schools	95,526	89,756		5,770
School Library Service	151,334	140,000		11,334
County Art Institute	134,842	150,171	15,329	
Public Library	1,959,511	2,006,878	47,367	
TOTAL EDUCATION	$ 2,690,573	$ 2,747,656	$ 57,083	**NET**
RECREATION				
History, Science and Art	$ 662,611	$ 735,029	$ 72,418	$
Parks and Recreation Department	4,244,684	4,675,481	430,797	
Arboreta and Botanic Gardens	145,423	179,172	33,749	
Department of Harbors and Marina		25,249	25,249	
TOTAL RECREATION	$ 5,052,718	$ 5,614,931	$ 562,213	**NET**
MISCELLANEOUS UNCLASSIFIED				
Soldier Burials	$ 1,950	$ 1,950	$	$
Mechanical Service	140,000	140,000		
Assessments and Special District Taxes	7,750	11,552	3,802	
Insurance	181,100	186,000	4,900	
Maintenance of Unassigned County Equipment	4,900			4,900
Judgments and Damages	17,500	17,500		
Patriotic Hall	61,086	59,303		1,783
Workmen's Compensation	926,742	950,967	24,225	
County Employees' Retirement Fund	10,882,834	14,546,186	3,663,352	
Off-Street Parking	257,467	289,709	32,242	
Exploitation	758,300	876,934	118,634	
Exposition	52,500	44,850		7,650
Aid to Other Governments and Non-profit Organizations	939 978	787,979		151,999
County Fair Grounds	3,000,000	3,000,000		
Reimbursement to Subdividers	226,000	314,000	88,000	
Fish and Game Propagation Fund	23,100	33,500	10,400	
Capital Projects	31,478,667	35,941,699	4,463,032	
TOTAL MISCELLANEOUS UNCLASSIFIED	$ 48,959,874	$ 57,202,129	$ 8,242,255	**NET**
INTEREST				
Contagious Disease Hospital Bonds	$ 98,438	$ 92,813	$	$ 5,625
Juvenile Hall Center Bonds	55,125	52,063		3,062
Juvenile Hall No. 2 Bonds		58,800	58,800	
Osteopathic Hospital Bonds		207,450	207,450	
Wayside Honor Rancho Bonds		23,445	23,445	
TOTAL INTEREST	$ 153,563	$ 434,571	$ 281,008	**NET**
REDEMPTION OF DEBT				
Contagious Disease Hospital Bonds	$ 250,000	$ 250,000	$	$
Juvenile Hall Center Bonds	175,000	175,000		
Juvenile Hall No. 2 Bonds		100,000	100,000	
Osteopathic Hospital Bonds		465,000	465,000	
TOTAL REDEMPTION OF DEBT	$ 425,000	$ 990,000	$ 565,000	**NET**
RESERVES				
Unappropriated	$ 6,000	$ 15,762,787	$ 15,756,787	$
General	2,632,645	2,699,338	66,693	
TOTAL RESERVES	$ 2,638,645	$ 18,462,125	$ 15,823,480	**NET**
ESTIMATED DELINQUENCY	$ 2,912,777	$ 3,596,032	$ 683,255	$
GRAND TOTAL	$363,918,950	$397,932,921	$ 34,013,971	**NET**

COMPARATIVE STATEMENT—DEPARTMENTAL BUDGET APPROPRIATIONS—Continued

Department	Fiscal Year 1954-55	Fiscal Year 1955-56	Increase	Decrease
SUMMARIZATION				
BY ORGANIZATION CLASSIFICATION				
General Government	$ 50,970,198	$ 55,731,102	$ 4,760,904	$
Protection to Persons and Property	4,952,328	5,356,345	404,017	
Health and Sanitation	5,085,569	6,598,708	1,513,139	
Highways and Bridges	37,941,954	34,530,225		3,411,729
Charities, Hospitals and Corrections	202,135,751	206,669,097	4,533,346	
Education	2,690,573	2,747,656	57,083	
Recreation	5,052,718	5,614,931	562,213	
Miscellaneous Unclassified	48,959,874	57,202,129	8,242,255	
Interest and Debt Redemption	578,563	1,424,571	846,008	
Reserves	2,638,645	18,462,125	15,823,480	
Estimated Delinquency	2,912,777	3,596,032	683,255	
GRAND TOTAL	**$363,918,950**	**$397,932,921**	**$ 34,013,971**	**NET**
BY FUNDS				
General Fund:				
For General Purposes	$195,208,395	$204,303,101	$ 9,094,706	$
For Exploitation	758,300	876,934	118,634	
For Exposition	52 500	44,850		7,650
Total General Fund	**$196,019,195**	**$205,224,885**	**$ 9,213,340**	**$ 7,650**
Salary Fund	107,045,969	116,916,853	9,870,884	
Accumulative Capital Outlay Fund	12,900,793	13,713,826	813,033	
Contagious Disease Hospital I & S Fund	348,438	342,813		5,625
Juvenile Hall Center I & S Fund	230,125	227,063		3,062
Juvenile Hall No. 2 I & S Fund		158,800	158,800	
Osteopathic Hospital I & S Fund		672,450	672,450	
Wayside Honor Rancho I & S Fund		23,445	23,445	
Aviation Fund	487,376	462,376		25,000
Public Health Fund	477,342	533,481	56,139	
Medical Research Fund No. 1	400,000	450,000	50,000	
Medical Research Fund No. 2	45,000	67,000	22,000	
Medical Research Fund No. 3	35,000	35,000		
Public Library Fund	1,946,935	1,992,838	45,903	
School Library Service Fund	151,334	140,000		11,334
Fish and Game Propagation Fund	23,100	33,500	10,400	
Livestock Indemnity Fund	57,500	60,500	3,000	
Bellflower Development Fund	41,611	38,504		3,107
Downey Development Fund	47,417	50,242	2,825	
East Los Angeles Development Fund	77,209	104,521	27,312	
Florence Development Fund	2,600	6,308	3,708	
Lancaster Development Fund	49,207	44,226		4,981
Montrose Development Fund	1,881	2,745	864	
Temple City Development Fund	15,509	16,866	1,357	
Walnut Park Development Fund	22,033	26,297	4,264	
General Road Fund	19,000	56,411	37,411	
Special Road Fund	2,228,710	2,046,478		182,232
Motor Vehicle Fund	35,081,771	31,749,206		3,332,565
Supervisorial Road District No. 1 Fund	337,658	333,783		3,875
Supervisorial Road District No. 2 Fund	71,631	57,223		14,408
Supervisorial Road District No. 3 Fund	52,829	90,748	37,919	
Supervisorial Road District No. 4 Fund	65,682	100,420	34,738	
Supervisorial Road District No. 5 Fund	84,673	95,956	11,283	
Unappropriated Reserve	6,000	15,762,787	15,756,787	
General Reserve	2,632,645	2,699,338	66,693	
Estimated Delinquency	2,912,777	3,596,032	683,255	
GRAND TOTAL	**$363,918,950**	**$397,932,921**	**$ 34,013,971**	**NET**

NOTE: Appropriations for 1954-55 are as allowed in original Budget and do not include subsequent appropriations made or cancelled during the fiscal year. See Schedule of Special Statements.

RECAPITULATION OF EXPENDITURES - Table 5

General Government

Classification	EXPENDITURES Actual Prior Year 1953-54	Estimated Current Year 1954-1955	Requested Fiscal Year 1955-1956	Allowed Fiscal Year 1955-1956	Name of Fund
Board of Supervisors					
Salaries and Wages	$ 950,586.71	$ 983,000	$ 1,206,366	$ 1,122,042	Salary
Maintenance and Operation	436,384.88	219,574	262,620	260.120	General
Capital Outlay	27,246.34	8,624	16,566	14.566	General
Total Board of Supervisors	**$ 1,414,217.93**	**$ 1,211,198**	**$ 1,485,552**	**$ 1,396,728**	
Equalization Expense—Supervisors					
Salaries and Wages	$ 624.08	$ 1,000	$ 1,065	$ 1,065	Salary
Maintenance and Operation	1,172.71	1,050	2,700	1,500	General
Total Equalization Expense	**$ 1,796.79**	**$ 2,050**	**$ 3,765**	**$ 2,565**	
Rent Expense					
Maintenance and Operation	$ 1,682,998.06	$ 2,315,409	$ 2,554,807	$ 2,556,668	General
Auditor-Controller					
Salaries and Wages	$ 1,513,445.68	$ 1,551,500	$ 1,691,938	$ 1,643,459	Salary
Maintenance and Operation	229,691.19	238,962	254,574	248,753	General
Capital Outlay	88,001.66	18,102	46,629	39,245	General
Total Auditor-Controller	**$ 1,831,138.53**	**$ 1,808,564**	**$ 1,993,141**	**$ 1,931,457**	
Treasurer					
Salaries and Wages	$ 283,371.30	$ 282,600	$ 304,391	$ 299,610	Salary
Maintenance and Operation	46,843.55	52,179	74,582	73,793	General
Capital Outlay	514.71	4,531	8,077	6,907	General
Total Treasurer	**$ 330,729.56**	**$ 339,310**	**$ 387,050**	**$ 380,310**	
Assessor					
Salaries and Wages	$ 3,989,722.50	$ 4,163,900	$ 4,566,309	$ 4,458,546	Salary
Maintenance and Operation	405,889.53	442,741	457,292	452,126	General
Capital Outlay	34,848.88	120,078	56,333	52,971	General
Total Assessor	**$ 4,430,460.91**	**$ 4,726,719**	**$ 5,079,934**	**$ 4,963,643**	
Tax Collector					
Salaries and Wages	$ 928,676.09	$ 964,700	$ 996,762	$ 973,784	Salary
Maintenance and Operation	224,870.80	245,605	254,669	252,369	General
Capital Outlay	16,105.60	15,862	22,200	22,200	General
Total Tax Collector	**$ 1,169,652.49**	**$ 1,226,167**	**$ 1,273,631**	**$ 1,248,353**	
Purchasing and Stores Department					
Salaries and Wages	$ 704,890.50	$ 730,300	$ 896,031	$ 794,224	Salary
Maintenance and Operation	22,236.59	72,527	95,166	82,451	General
Capital Outlay	44,375.31	32,000	35,565	35,205	General
Total Purchasing and Stores Department	**$ 771,502.40**	**$ 834,827**	**$ 1,026,762**	**$ 911,880**	

GENERAL GOVERNMENT—Continued

Classification	EXPENDITURES Actual Prior Year 1953-54	Estimated Current Year 1954-1955	Requested Fiscal Year 1955-1956	Allowed Fiscal Year 1955-1956	Name of Fund
Bindery and Microfilm Service					
Maintenance and Operation	$Cr. 11,353.08	$Cr. 10,900	$	$	General
Capital Outlay	1,531.35	950	3,250	3,250	General
Total Bindery and Microfilm Service	**$Cr. 9,821.73**	**$Cr. 9,950**	**$ 3,250**	**$ 3,250**	
District Attorney					
Salaries and Wages	$ 1,449,941.53	$ 1,504,200	$ 1,633,282	$ 1,566,294	Salary
Maintenance and Operation	95,789.93	113,348	128,016	114,074	General
Capital Outlay	6,483.73	15,021	29,800	16,085	General
Total District Attorney	**$ 1,552,215.19**	**$ 1,632,569**	**$ 1,791,098**	**$ 1,696,453**	
County Counsel					
Salaries and Wages	$ 435,965.94	$ 451,500	$ 497,715	$ 484,209	Salary
Maintenance and Operation	21,952.53	29,824	38,229	37,629	General
Capital Outlay	5,086.42	5,995	10,427	10,036	General
Total County Counsel	**$ 463,004.89**	**$ 487,319**	**$ 546,371**	**$ 531,874**	
Public Defender					
Salaries and Wages	$ 236,695.02	$ 244,500	$ 274,519	$ 265,196	Salary
Maintenance and Operation	7,670.34	8,969	8,969	8,891	General
Capital Outlay	328.44	1,068	1,771	1,426	General
Total Public Defender	**$ 244,693.80**	**$ 254,537**	**$ 285,259**	**$ 275,513**	
Civil Service Commission					
Salaries and Wages	$ 639,730.16	$ 707,800	$ 979,919	$ 753,442	Salary
Maintenance and Operation	71,682.69	82,208	115,558	110,123	General
Capital Outlay	3,763.10	13,829	28,300	25,262	General
Total Civil Service Commission	**$ 715,175.95**	**$ 803,837**	**$ 1,123,777**	**$ 888,827**	
Blueprint Service					
Maintenance and Operation	$Cr. 8,339.47	$	$	$	General
County Engineer					
Salaries and Wages	$ 4,113,558.44	$ 4,446,200	$ 5,614,685	$ 4,931,911	Salary
Maintenance and Operation	317,162.70	406,567	436,593	427,958	General
Capital Outlay	76,337.40	115,000	177,217	120,583	General
Total County Engineer	**$ 4,507,058.54**	**$ 4,967,767**	**$ 6,228,495**	**$ 5,480,452**	
Regional Planning Commission					
Salaries and Wages	$ 456,616.53	$ 480,400	$ 545,657	$ 527,459	Salary
Maintenance and Operation	25,780.59	35,570	37,390	35,865	General
Capital Outlay	3,013.36	2,157	7,618	6,700	General
Total Regional Planning Commission	**$ 485,410.48**	**$ 518,127**	**$ 590,665**	**$ 570,024**	
Registrar of Voters					
Salaries and Wages	$ 909,702.63	$ 1,136,700	$ 1,536,240	$ 1,304,681	Salary
Maintenance and Operation	786,503.16	506,559	930,455	908,956	General
Capital Outlay	54,233.71	7,850	21,415	4,505	General
Total Registrar of Voters	**$ 1,750,439.50**	**$ 1,651,109**	**$ 2,488,110**	**$ 2,218,142**	
Election Expense—Supervisors					
Maintenance and Operation	$ 892,973.07	$ 911,850	$ 946,023	$ 930,123	General

GENERAL GOVERNMENT—Continued

Classification	EXPENDITURES Actual Prior Year 1953-54	Estimated Current Year 1954-1955	Requested Fiscal Year 1955-1956	Allowed Fiscal Year 1955-1956	Name of Fund
Municipal Court—Alhambra Judicial District					
Salaries and Wages	$ 78,767.20	$ 89,500	$ 98,352	$ 90,736	Salary
Maintenance and Operation	7,447.92	10,925	13,500	10,486	General
Capital Outlay	530.51	620	4,993	1,996	General
Total Municipal Court—Alhambra Judicial District	**$ 86,745.63**	**$ 101,045**	**$ 116,845**	**$ 103,218**	
Municipal Court—Beverly Hills Judicial District					
Salaries and Wages	$ 86,401.41	$ 92,900	$ 101,097	$ 95,482	Salary
Maintenance and Operation	7,244.41	9,360	9,430	9,093	General
Capital Outlay	6,505.82	4,400	5,471	4,911	General
Total Municipal Court—Beverly Hills Judicial District	**$ 100,151.64**	**$ 106,660**	**$ 115,998**	**$ 109,486**	
Municipal Court—Burbank Judicial District					
Salaries and Wages	$ 74,233.34	$ 81,100	$ 89,330	$ 88,052	Salary
Maintenance and Operation	9,021.65	12,056	15,100	14,340	General
Capital Outlay	1,541.47	1,315	6,034	5,834	General
Total Municipal Court—Burbank Judicial District	**$ 84,796.46**	**$ 94,471**	**$ 110,464**	**$ 108,226**	
Municipal Court—Citrus Judicial District					
Salaries and Wages	$ 32,961.37	$ 44,000	$ 51,937	$ 51,487	Salary
Maintenance and Operation	6,002.72	8,175	12,755	11,893	General
Capital Outlay	6,321.59	570	1,090	1,090	General
Total Municipal Court—Citrus Judicial District	**$ 45,285.68**	**$ 52,745**	**$ 65,782**	**$ 64,470**	
Municipal Court—Compton Judicial District					
Salaries and Wages	$ 99,811.65	$ 109,000	$ 128,138	$ 117,453	Salary
Maintenance and Operation	17,704.52	20,441	25,969	23,280	General
Capital Outlay	1,548.77	5,969	993	703	General
Total Municipal Court—Compton Judicial District	**$ 119,064.94**	**$ 135,410**	**$ 155,100**	**$ 141,436**	
Municipal Court—Downey Judicial District					
Salaries and Wages	$ 45,527.26	$ 51,300	$ 56,023	$ 55,499	Salary
Maintenance and Operation	6,932.81	9,825	10,837	10,837	General
Capital Outlay	3,075.47	2,907	1,600	1,600	General
Total Municipal Court—Downey Judicial District	**$ 55,535.54**	**$ 64,032**	**$ 68,460**	**$ 67,936**	
Municipal Court—East Los Angeles Judicial District					
Salaries and Wages	$ 82,001.55	$ 95,300	$ 98,031	$ 93,149	Salary
Maintenance and Operation	16,579.42	18,025	21,095	17,770	General
Capital Outlay	1,206.91	2,062	1,881	1,145	General
Total Municipal Court—East Los Angeles Judicial District	**$ 99,787.88**	**$ 115,387**	**$ 121,007**	**$ 112,064**	
Municipal Court—El Monte Judicial District					
Salaries and Wages	$ 44,983.69	$ 49,800	$ 53,898	$ 51,661	Salary
Maintenance and Operation	11,418.11	9,170	12,716	12,161	General
Capital Outlay	942.39	600	397	297	General
Total Municipal Court—El Monte Judicial District	**$ 57,344.19**	**$ 59,570**	**$ 67,011**	**$ 64,119**	

GENERAL GOVERNMENT—Continued

Classification	EXPENDITURES Actual Prior Year 1953-54	Estimated Current Year 1954-1955	Requested Fiscal Year 1955-1956	Allowed Fiscal Year 1955-1956	Name of Fund
Municipal Court—Glendale Judicial District					
Salaries and Wages	$ 85,613.01	$ 87,000	$ 91,922	$ 85,464	Salary
Maintenance and Operation	12,311.81	13,057	14,760	12,800	General
Capital Outlay	2,444.74	150	975	975	General
Total Municipal Court—Glendale Judicial District	**$ 100,369.56**	**$ 100,207**	**$ 107,657**	**$ 99,239**	
Municipal Court—Inglewood Judicial District					
Salaries and Wages	$ 96,591.60	$ 102,200	$ 99,186	$ 97,944	Salary
Maintenance and Operation	14,633.59	14,644	18,380	16,830	General
Capital Outlay	578.48	495	6,638	6,338	General
Total Municipal Court—Inglewood Judicial District	**$ 111,803.67**	**$ 117,339**	**$ 124,204**	**$ 121,112**	
Municipal Court—Long Beach Judicial District					
Salaries and Wages	$ 210,953.48	$ 221,300	$ 227,916	$ 224,485	Salary
Maintenance and Operation	28,833.46	38,572	39,058	38,193	General
Capital Outlay	1,207.96	3,750	4,349	2,309	General
Total Municipal Court—Long Beach Judicial District	**$ 240,994.90**	**$ 263,622**	**$ 271,323**	**$ 264,987**	
Municipal Court—Los Angeles Judicial District					
Salaries and Wages	$ 1,712,286.82	$ 1,786,100	$ 1,965,428	$ 1,824,548	Salary
Maintenance and Operation	345,915.16	352,803	414,287	388,327	General
Capital Outlay	23,675.83	27,150	58,371	32,210	General
Total Municipal Court—Los Angeles Judicial District	**$ 2,081,877.81**	**$ 2,166,053**	**$ 2,438,086**	**$ 2,245,085**	
Municipal Court—Los Cerritos Judicial District					
Salaries and Wages	$ 40,758.97	$ 51,100	$ 58,933	$ 51,113	Salary
Maintenance and Operation	7,855.87	8,898	11,695	9,720	General
Capital Outlay	5,919.49	1,757	11,186	635	General
Total Municipal Court—Los Cerritos Judicial District	**$ 54,534.33**	**$ 61,755**	**$ 81,814**	**$ 61,468**	
Municipal Court—Pasadena Judicial District					
Salaries and Wages	$ 133,400.37	$ 134,200	$ 138,228	$ 135,552	Salary
Maintenance and Operation	25,317.25	26,760	28,831	27,689	General
Capital Outlay	653.99	5,200	1,409	966	General
Total Municipal Court—Pasadena Judicial District	**$ 159,371.61**	**$ 166,160**	**$ 168,468**	**$ 164,207**	
Municipal Court—San Antonio Judicial District					
Salaries and Wages	$ 103,920.16	$ 114,500	$ 123,859	$ 119,935	Salary
Maintenance and Operation	22,807.73	24,529	26,820	25,420	General
Capital Outlay	2,920.69	4,150	3,935	5,890	General
Total Municipal Court—San Antonio Judicial District	**$ 129,648.58**	**$ 143,179**	**$ 154,614**	**$ 151,245**	
Municipal Court—San Jose Judicial District					
Salaries and Wages	$ 44,339.56	$ 50,100	$ 51,352	$ 50,840	Salary
Maintenance and Operation	5,440.57	7,636	8,550	8,450	General
Capital Outlay	367.17	749	200	200	General
Total Municipal Court—San Jose Judicial District	**$ 50,147.30**	**$ 58,485**	**$ 60,102**	**$ 59,490**	

GENERAL GOVERNMENT—Continued

Classification	EXPENDITURES Actual Prior Year 1953-54	Estimated Current Year 1954-1955	Requested Fiscal Year 1955-1956	Allowed Fiscal Year 1955-1956	Name of Fund
Municipal Court—Santa Anita Judicial District					
Salaries and Wages	$ 43,619.08	$ 44,600	$ 46,468	$ 45,781	Salary
Maintenance and Operation	3,974.66	4,745	5,467	5,063	General
Capital Outlay	1,043.93	290	870	620	General
Total Municipal Court—Santa Anita Judicial District	**$ 48,637.67**	**$ 49,635**	**$ 52,805**	**$ 51,464**	
Municipal Court—Santa Monica Judicial District					
Salaries and Wages	$ 100,919.42	$ 101,800	$ 104,366	$ 103,645	Salary
Maintenance and Operation	7,491.87	9,446	10,195	10,083	General
Capital Outlay	5,291.19	915	535	145	General
Total Municipal Court—Santa Monica Judicial District	**$ 113,702.48**	**$ 112,161**	**$ 115,096**	**$ 113,873**	
Municipal Court—South Bay Judicial District					
Salaries and Wages	$ 84,178.60	$ 93,400	$ 99,974	$ 95,838	Salary
Maintenance and Operation	20,411.81	26,989	25,335	24,235	General
Capital Outlay	10,176.91	10,462	7,495	5,565	General
Total Municipal Court—South Bay Judicial District	**$ 114,767.32**	**$ 130,851**	**$ 132,804**	**$ 125,638**	
Municipal Court—South Gate Judicial District					
Salaries and Wages	$ 43,432.77	$ 45,000	$ 52,671	$ 48,414	Salary
Maintenance and Operation	8,602.74	9,300	11,878	11,778	General
Capital Outlay	246.69	200	1,430	200	General
Total Municipal Court—South Gate Judicial District	**$ 52,282.20**	**$ 54,500**	**$ 65,979**	**$ 60,392**	
Municipal Court—Whittier Judicial District					
Salaries and Wages	$ 47,601.27	$ 52,100	$ 57,346	$ 56,813	Salary
Maintenance and Operation	10,641.74	10,356	12,337	10,620	General
Capital Outlay	1,633.83	701	610	610	General
Total Municipal Court—Whittier Judicial District	**$ 59,876.84**	**$ 63,157**	**$ 70,293**	**$ 68,043**	
Justice Courts					
Salaries and Wages	$ 72,011.97	$ 78,500	$ 80,473	$ 79,150	Salary
Maintenance and Operation	13,461.28	13,757	21,810	17,557	General
Capital Outlay	999.56	2,238	885	885	General
Total Justice Courts	**$ 86,472.81**	**$ 94,495**	**$ 103,168**	**$ 97,592**	
Superior Court					
Salaries and Wages	$ 2,054,814.15	$ 2,081,100	$ 2,175,635	$ 2,061,843	Salary
Maintenance and Operation	606,784.33	723,526	805,062	709,875	General
Capital Outlay	20,534.87	35,632	52,467	44,536	General
Total Superior Court	**$ 2,682,133.35**	**$ 2,840,258**	**$ 3,033,164**	**$ 2,816,254**	
Grand Jury					
Maintenance and Operation	$ 54,952.40	$ 216,567	$ 91,400	$ 91,400	General

GENERAL GOVERNMENT—Continued

Classification	EXPENDITURES Actual Prior Year 1953-54	Estimated Current Year 1954-1955	Requested Fiscal Year 1955-1956	Allowed Fiscal Year 1955-1956	Name of Fund
County Clerk					
Salaries and Wages	$ 1,515,485.93	$ 1,563,100	$ 1,695,684	$ 1,624,506	Salary
Maintenance and Operation	151,674.01	128,966	209,618	181,947	General
Capital Outlay	28,158.86	46,070	51,809	31,372	General
Total County Clerk	**$ 1,695,318.80**	**$ 1,738,136**	**$ 1,957,111**	**$ 1,837,825**	
Central Duplicating Bureau					
Maintenance and Operation	$Cr. 2,603.62	$	$	$	General
Capital Outlay	2,592.86	8,995	8,608	8,070	General
Total Central Duplicating Bureau	**$Cr. 10.76**	**$ 8,995**	**$ 8,608**	**$ 8,070**	
Coroner					
Salaries and Wages	$ 282,799.47	$ 286,600	$ 340,952	$ 335,611	Salary
Maintenance and Operation	48,510.09	34,701	33,055	30,220	General
Capital Outlay	701.96	1,789	7,991	7,991	General
Total Coroner	**$ 332,011.52**	**$ 323,090**	**$ 381,998**	**$ 373,822**	
Sheriff					
Salaries and Wages	$ 6,996,749.63	$ 7,458,500	$ 9,000,886	$ 8,134,164	Salary
Maintenance and Operation	832,541.84	924,013	1,189,626	1,012,215	General
Capital Outlay	82,864.96	85,503	254,014	105,725	General
Total Sheriff	**$ 7,912,156.43**	**$ 8,468,016**	**$ 10,444,526**	**$ 9,252,104**	
Marshal, Municipal Courts					
Salaries and Wages	$ 1,347,135.22	$ 1,406,800	$ 1,536,419	$ 1,447,773	Salary
Maintenance and Operation	91,236.24	103,857	112,165	103,092	General
Capital Outlay	4,931.81	14,876	19,118	11,843	General
Total Marshal, Municipal Courts	**$ 1,443,303.27**	**$ 1,525,533**	**$ 1,667,702**	**$ 1,562,708**	
Communications Department					
Salaries and Wages	$ 400,969.40	$ 557,800	$ 898,708	$ 783,146	Salary
Maintenance and Operation	879,948.12	1,100,486	1,253,609	1,224,809	General
Capital Outlay	3,486.85	31,768	21,961	15,388	General
Total Communications Department	**$ 1,284,404.37**	**$ 1,690,054**	**$ 2,174,278**	**$ 2,023,343**	
Mechanical Department					
Salaries and Wages	$ 1,069,564.05	$ 1,210,500	$ 1,362,098	$ 1,292,426	Salary
Maintenance and Operation	2,482,670.66	1,764,612	2,600,675	2,279,394	General
Capital Outlay	106,277.35	113,000	90,774	69,153	General
Total Mechanical Department	**$ 3,658,512.06**	**$ 3,088,112**	**$ 4,053,547**	**$ 3,640,973**	
Building Service Equipment					
Capital Outlay	$	$	$ 164,312	$ 149,222	General
Utilities					
Maintenance and Operation	$	$ 1,447,453	$ 1,605,975	$ 1,592,475	General
Fire Apparatus and Motor Vehicles					
Capital Outlay	$ 732,416.25	$ 779,300	$ 1,268,050	$ 992,900	General
Building Services					
Salaries and Wages	$ 866,839.12	$ 908,100	$ 969,751	$ 883,183	Salary
Maintenance and Operation	57,034.46	71,095	73,386	60,416	General
Capital Outlay	4,385.28	3,499	7,895	5,355	General
Total Building Services	**$ 928,258.86**	**$ 982,694**	**$ 1,051,032**	**$ 948,954**	
TOTAL GENERAL GOVERNMENT	**$ 47,001,962.48**	**$ 51,100,536**	**$ 60,476,473**	**$ 55,731,102**	

Protection to Person and Property

Classification	EXPENDITURES Actual Prior Year 1953-54	Estimated Current Year 1954-1955	Requested Fiscal Year 1955-1956	Allowed Fiscal Year 1955-1956	Name of Fund
Recorder and Registrar of Titles					
Salaries and Wages	$ 663,151.05	$ 700,000	$ 762,818	$ 713,090	Salary
Maintenance and Operation	300,625.67	336,068	342,245	341,145	General
Capital Outlay	5,295.43	7,381	14,644	14,074	General
Total Recorder and Registrar of Titles	$ 969,072.15	$ 1,043,449	$ 1,119,707	$ 1,068,309	
Public Administrator					
Salaries and Wages	$ 238,314.64	$ 233,200	$ 246,190	$ 237,504	Salary
Maintenance and Operation	10,523.62	12,041	11,756	11,706	General
Capital Outlay	690.72	275	1,495	1,495	General
Total Public Administrator	$ 249,528.98	$ 245,516	$ 259,441	$ 250,705	
Farm Advisor					
Salaries and Wages	$ 32,701.02	$ 34,100	$ 37,847	$ 35,699	Salary
Maintenance and Operation	19,832.07	19,454	22,930	21,645	General
Capital Outlay	1,027.42	2,019	2,632	2,287	General
Total Farm Advisor	$ 53,560.51	$ 55,573	$ 63,409	$ 59,631	
Forester and Fire Warden					
Salaries and Wages	$ 1,453,194.11	$ 1,864,500	$ 2,169,997	$ 2,048,482	Salary
Maintenance and Operation	688,760.38	389,224	458,875	431,714	General
Capital Outlay	32,188.89	24,000	77,762	68,980	General
Total Forester and Fire Warden	$ 2,174,143.38	$ 2,277,724	$ 2,706,634	$ 2,549,176	
Agricultural Department					
Salaries and Wages	$ 527,472.91	$ 527,500	$ 574,541	$ 555,959	Salary
Maintenance and Operation	75,359.34	82,571	87,956	87,626	General
Capital Outlay	2,762.80	2,592	6,243	4,995	General
Total Agricultural Department	$ 605,595.05	$ 612,663	$ 668,740	$ 648,580	
Livestock Department					
Salaries and Wages	$ 124,527.83	$ 127,700	$ 133,451	$ 127,009	Salary
Maintenance and Operation	23,068.68	25,802	26,469	24,734	General
Capital Outlay	598.01	302	988	801	General
Total Livestock Department	$ 148,194.52	$ 153,804	$ 160,908	$ 152,544	
Sealer of Weights and Measures					
Salaries and Wages	$ 245,204.79	$ 248,900	$ 310,266	$ 276,858	Salary
Maintenance and Operation	28,032.66	31,431	40,376	32,985	General
Capital Outlay	1,090.48	1,395	33,658	1,577	General
Total Sealer of Weights and Measures	$ 274,327.93	$ 281,726	$ 384,300	$ 311,420	
Pound Department					
Salaries and Wages	$ 159,975.86	$ 113,700	$ 175,370	$ 128,436	Salary
Maintenance and Operation	56,994.54	52,599	73,833	57,990	General
Capital Outlay	3,915.52	1,945	12,671	2,902	General
Total Pound Department	$ 220,885.92	$ 168,244	$ 261,874	$ 189,328	
Pound Department—Livestock Indemnity Fund					
Maintenance and Operation	$	$ 57,500	$ 60,500	$ 60,500	Livestock Indemnity
Civil Defense					
Salaries and Wages	$	$ 82,900	$ 107,454	$ 39,216	Salary
Maintenance and Operation		41,014	44,413	26,001	General
Capital Outlay		170	50,935	935	General
Total Civil Defense	$	$ 124,084	$ 202,802	$ 66,152	
TOTAL PROTECTION TO PERSON AND PROPERTY	$ 4,695,308.44	$ 5,020,283	$ 5,888,315	$ 5,356,345	

Health and Sanitation

Classification	EXPENDITURES Actual Prior Year 1953-54	Estimated Current Year 1954-1955	Requested Fiscal Year 1955-1956	Allowed Fiscal Year 1955-1956	Name of Fund
Health Department					
Salaries and Wages	$ 2,936,507.54	$ 2,936,700	$ 3,243,075	$ 3,095,555	Salary
Maintenance and Operation	368,213.71	381,215	432,004	415,451	General
Capital Outlay	11,681.99	13,710	45,243	17,198	General
Total Health Department	**$ 3,316,403.24**	**$ 3,331,625**	**$ 3,720,322**	**$ 3,528,204**	
Health Department—Public Health Fund					
Salaries and Wages	$ 419,972.00	$ 462,000	$ 584,467	$ 509,582	Public Health
Maintenance and Operation	5,032.78				Public Health
Capital Outlay	10,822.90	14,892	31,417	23,899	Public Health
Total Health Department—Public Health Fund	**$ 435,827.68**	**$ 476,892**	**$ 615,884**	**$ 533,481**	
Air Pollution Control District Hearing Board					
Salaries and Wages	$ 22,396.48	$ 28,600	$ 27,300	$ 25,210	Salary
Maintenance and Operation	2,336.01	3,320	2,660	2,660	General
Total Air Pollution Control District Hearing Board	**$ 24,732.49**	**$ 31,920**	**$ 29,960**	**$ 27,870**	
Air Pollution Control District					
Salaries and Wages	$ 608,225.95	$ 812,400	$ 1,459,791	$ 1,459,791	Salary
Maintenance and Operation	275,196.29	323,743	840,407	840,407	General
Capital Outlay	11,833.24	119,190	208,955	208,955	General
Total Air Pollution Control District	**$ 895,255.48**	**$ 1,255,333**	**$ 2,509,153**	**$ 2,509,153**	
TOTAL HEALTH AND SANITATION	**$ 4,672,218.89**	**$ 5,095,770**	**$ 6,875,319**	**$ 6,598,708**	

Highways and Bridges

Classification	EXPENDITURES Actual Prior Year 1953-54	Estimated Current Year 1954-1955	Requested Fiscal Year 1955-1956	Allowed Fiscal Year 1955-1956	Name of Fund
Motor Vehicle Fund					
Maintenance and Operation	$ 9,758,057.76	$ 11,690,089	$ 12,822,533	$ 12,822,533	Motor Vehicle
Capital Outlay	9,282,119.80	12,420,487	18,926,673	18,926,673	Motor Vehicle
Total Motor Vehicle Fund	**$ 19,040,177.56**	**$ 24,110,576**	**$ 31,749,206**	**$ 31,749,206**	
General Road Fund					
Maintenance and Operation	$ 16,000.00	$ 19,000	$ 56,411	$ 56,411	General Road
Special Road Fund					
Maintenance and Operation	$ 1,509,242.00	$ 1,569,242	$ 2,046,478	$ 2,046,478	Special Road
Capital Outlay		659,468			Special Road
Total Special Road Fund	**$ 1,509,242.00**	**$ 2,228,710**	**$ 2,046,478**	**$ 2,046,478**	

HIGHWAYS AND BRIDGES—Continued

Classification	EXPENDITURES Actual Prior Year 1953-54	Estimated Current Year 1954-1955	Requested Fiscal Year 1955-1956	Allowed Fiscal Year 1955-1956	Name of Fund
Supervisorial Road District No. 1 Fund					
Maintenance and Operation	$ 254,113.09	$ 337,658	$ 333,783	$ 333,783	Supv. Rd. Dist. No. 1 Fund
Supervisorial Road District No. 2 Fund					
Maintenance and Operation	$ 20,497.42	$ 71,631	$ 57,223	$ 57,223	Supv. Rd. Dist. No. 2 Fund
Supervisorial Road District No. 3 Fund					
Maintenance and Operation	$ 13,165.40	$ 52,829	$ 90,748	$ 90,748	Supv. Rd. Dist. No. 3 Fund
Supervisorial Road District No. 4 Fund					
Maintenance and Operation	$ 86,631.99	$ 65,682	$ 100,420	$ 100,420	Supv. Rd. Dist. No. 4 Fund
Supervisorial Road District No. 5 Fund					
Maintenance and Operation	$ 62,171.08	$ 84,673	$ 95,956	$ 95,956	Supv. Rd. Dist. No. 5 Fund
TOTAL HIGHWAYS AND BRIDGES	$ 21,001,998.54	$ 26,970,759	$ 34,530,225	$ 34,530,225	

Charities, Hospitals and Corrections

Classification	EXPENDITURES Actual Prior Year 1953-54	Estimated Current Year 1954-1955	Requested Fiscal Year 1955-1956	Allowed Fiscal Year 1955-1956	Name of Fund
Charities—Administration					
Salaries and Wages	$ 191,015.64	$ 194,400	$ 210,500	$ 203,573	Salary
Maintenance and Operation	10,423.09	11,900	14,316	11,619	General
Capital Outlay	609.56	626	4,605	4,605	General
Total Charities—Administration	$ 202,048.29	$ 206,926	$ 229,421	$ 219,797	
Charities—Adoptions					
Salaries and Wages	$ 367,083.32	$ 408,700	$ 433,542	$ 425,358	Salary
Maintenance and Operation	38,926.35	36,461	40,205	40,085	General
Capital Outlay	2,022.44	4,616	5,307	5,247	General
Total Charities—Adoptions	$ 408,032.11	$ 449,777	$ 479,054	$ 470,690	
Charities—Medical Social Service					
Salaries and Wages	$ 1,173,252.16	$ 1,186,100	$ 1,290,537	$ 1,226,106	Salary
Maintenance and Operation	54,902.19	55,409	55,844	55,044	General
Capital Outlay	5,151.09	5,300	4,227	2,994	General
Total Charities—Medical Social Service	$ 1,233,305.44	$ 1,246,809	$ 1,350,608	$ 1,284,144	

CHARITIES, HOSPITALS AND CORRECTIONS—Continued

Classification	EXPENDITURES Actual Prior Year 1953-54	Estimated Current Year 1954-1955	Requested Fiscal Year 1955-1956	Allowed Fiscal Year 1955-1956	Name of Fund
Charities—Physically Handicapped Children					
Salaries and Wages	$ 40,371.26	$ 45,900	$ 50,096	$ 49,006	Salary
Maintenance and Operation	836,338.97	935,788	983,495	983,345	General
Capital Outlay	533.49	1,911	250	250	General
Total Charities—Physically Handicapped Children	**$ 877,243.72**	**$ 983,599**	**$ 1,033,841**	**$ 1,032,601**	
Charities—Resources and Collections					
Salaries and Wages	$ 650,679.62	$ 655,000	$ 723,620	$ 679,201	Salary
Maintenance and Operation	41,891.44	48,741	46,888	44,788	General
Capital Outlay	7,161.34	13,225	15,131	8,531	General
Total Charities—Resources and Collections	**$ 699,732.40**	**$ 716,966**	**$ 785,639**	**$ 732,520**	
Charities—General Hospital					
Salaries and Wages	$ 14,206,398.80	$ 14,685,500	$ 15,992,770	$ 15,461,000	Salary
Maintenance and Operation	5,346,288.64	5,129,902	5,160,969	5,035,564	General
Capital Outlay	166,395.15	189,350	246,175	194,135	General
Total Charities—General Hospital	**$ 19,719,082.59**	**$ 20,004,752**	**$ 21,399,914**	**$ 20,690,699**	
Charities—Rancho Los Amigos					
Salaries and Wages	$ 4,259,408.76	$ 4,813,500	$ 5,145,178	$ 4,986,835	Salary
Maintenance and Operation	1,127,466.13	1,166,812	1,241,567	1,241,117	General
Capital Outlay	103,375.29	144,715	159,970	144,610	General
Total Charities—Rancho Los Amigos	**$ 5,490,250.18**	**$ 6,125,027**	**$ 6,546,715**	**$ 6,372,562**	
Charities—Olive View Sanatorium					
Salaries and Wages	$ 2,917,697.59	$ 2,858,700	$ 2,986,081	$ 2,865,745	Salary
Maintenance and Operation	1,011,958.86	932,513	925,531	897,528	General
Capital Outlay	43,550.96	59,129	89,530	64,633	General
Total Charities—Olive View Sanatorium	**$ 3,973,207.41**	**$ 3,850,342**	**$ 4,001,142**	**$ 3,827,906**	
Charities—Harbor General Hospital					
Salaries and Wages	$ 3,313,181.63	$ 3,403,400	$ 3,597,713	$ 3,529,560	Salary
Maintenance and Operation	679,919.68	695,704	717,332	703,649	General
Capital Outlay	16,828.47	32,692	58,992	56,435	General
Total Charities—Harbor General Hospital	**$ 4,009,929.78**	**$ 4,131,796**	**$ 4,374,037**	**$ 4,289,644**	
Charities—Long Beach General Hospital					
Salaries and Wages	$ 1,082,371.18	$ 1,113,500	$ 1,243,838	$ 1,188,149	Salary
Maintenance and Operation	275,340.59	271,383	297,633	287,000	General
Capital Outlay	33,816.36	27,500	27,890	26,995	General
Total Charities—Long Beach General Hospital	**$ 1,391,528.13**	**$ 1,412,383**	**$ 1,569,361**	**$ 1,502,144**	
Charities—Acton Camp					
Salaries and Wages	$ 71,300.43	$ 71,500	$ 92,874	$ 77,604	Salary
Maintenance and Operation	92,939.64	95,946	108,364	104,608	General
Capital Outlay	4,972.96	650	1,490	620	General
Total Charities—Acton Camp	**$ 169,213.03**	**$ 168,096**	**$ 202,728**	**$ 182,832**	
Charities—Warm Springs Camp					
Salaries and Wages	$ 37,154.69	$ 38,800	$ 43,957	$ 42,375	Salary
Maintenance and Operation	56,867.45	60,805	70,219	67,688	General
Capital Outlay	638.84	2,125	5,015	4,985	General
Total Charities—Warm Springs Camp	**$ 94,660.98**	**$ 101,730**	**$ 119,191**	**$ 115,048**	

RECAPITULATION OF ACTUAL, ESTIMATED AND PROPOSED EXPENDITURES

CHARITIES, HOSPITALS AND CORRECTIONS—Continued

Classification	EXPENDITURES Actual Prior Year 1953-54	Estimated Current Year 1954-1955	Requested Fiscal Year 1955-1956	Allowed Fiscal Year 1955-1956	Name of Fund
Charities—Medical Research Funds					
Maintenance and Operation	$ 395,113.89	$ 505,000	$ 577,000	$ 552,000	*
Charities—Public Assistance					
Salaries and Wages	$ 9,583,063.79	$ 9,953,000	$ 10,693,364	$ 10,158,680	Salary
Maintenance and Operation	521,486.02	532,775	542,732	526,551	General
Capital Outlay	41,078.10	113,462	137,037	123,240	General
Total Charities—Public Assistance	**$ 10,145,627.91**	**$ 10,599,237**	**$ 11,373,133**	**$ 10,808,471**	
Welfare Inventory Account					
Maintenance and Operation	$ 2,698.85	$	$	$	General
Indigent Aid					
Maintenance and Operation	$ 7,781,246.65	$ 9,065,732	$ 9,120,220	$ 8,977,871	General
Aid to Needy Children					
Maintenance and Operation	$ 25,205,339.57	$ 27,016,825	$ 28,821,193	$ 28,821,193	General
Aid to Needy Blind					
Maintenance and Operation	$ 5,182,649.67	$ 5,296,282	$ 5,445,429	$ 5,445,429	General
Aid to Partially Self-Supporting Blind					
Maintenance and Operation	$ 199,345.29	$ 173,717	$ 180,432	$ 180,432	General
Old Age Assistance					
Maintenance and Operation	$ 99,057,594.70	$ 97,078,474	$ 96,856,097	$ 96,276,454	General
Public Welfare Commission					
Salaries and Wages	$ 251,614.05	$ 263,600	$ 289,928	$ 280,355	Salary
Maintenance and Operation	15,766.34	19,705	21,248	20,833	General
Capital Outlay	707.17	391	620	585	General
Total Public Welfare Commission	**$ 268,087.56**	**$ 283,696**	**$ 311,796**	**$ 301,773**	
State Hospitals					
Maintenance and Operation	$ 564,409.80	$ 613,716	$ 687,090	$ 687,090	General
State Reform Schools					
Maintenance and Operation	$ 157,517.94	$ 183,794	$ 218,400	$ 199,825	General
Mental Health Department					
Salaries and Wages	$	$ 159,000	$ 228,950	$ 201,139	Salary
Maintenance and Operation	1,073,529.70	1,094,386	1,156,549	1,106,809	General
Capital Outlay		835	2,290	890	General
Total Mental Health Department	**$ 1,073,529.70**	**$ 1,254,221**	**$ 1,387,789**	**$ 1,308,838**	
California School for Deaf and Blind					
Maintenance and Operation	$ 1,017.43	$ 2,125	$ 2,125	$ 2,125	General
Jail					
Salaries and Wages	$ 1,228,969.11	$ 1,232,400	$ 1,332,297	$ 1,244,106	Salary
Maintenance and Operation	682,262.26	757,159	807,820	767,610	General
Capital Outlay	16,528.43	26,440	12,094	12,094	General
Total Jail	**$ 1,927,759.80**	**$ 2,015,999**	**$ 2,152,211**	**$ 2,023,810**	

CHARITIES, HOSPITALS AND CORRECTIONS—Continued

Classification	EXPENDITURES Actual Prior Year 1953-54	Estimated Current Year 1954-1955	Requested Fiscal Year 1955-1956	Allowed Fiscal Year 1955-1956	Name of Fund
Jail Store					
Maintenance and Operation	$Cr. 39,673.39	$	$	$	Jail Store
Capital Outlay	1,332.07				Jail Store
Total Jail Store	**$Cr. 38,341.32**	**$**	**$**	**$**	
Mira Loma Facility					
Salaries and Wages	$ 273,708.13	$ 551,200	$ 703,661	$ 599,321	Salary
Maintenance and Operation	161,082.84	254,394	481,045	350,071	General
Capital Outlay	68,654.29	12,432	39,496	16,187	General
Total Mira Loma Facility	**$ 503,445.26**	**$ 818,026**	**$ 1,224,202**	**$ 965,579**	
Women's Detention Unit No. 2					
Salaries and Wages	$ 219,979.55	$ 289,500	$ 315,548	$ 291,676	Salary
Maintenance and Operation	67,580.01	93,368	104,541	101,363	General
Capital Outlay	11,904.30	3,150	14,780	3,676	General
Total Women's Detention Unit No. 2	**$ 299,463.86**	**$ 386,018**	**$ 434,869**	**$ 396,715**	
Wayside Honor Rancho					
Salaries and Wages	$ 809,058.53	$ 837,300	$ 937,347	$ 844,399	Salary
Maintenance and Operation	389,219.67	406,573	415,529	390,768	General
Capital Outlay	17,472.97	21,594	38,407	19,654	General
Total Wayside Honor Rancho	**$ 1,215,751.17**	**$ 1,265,467**	**$ 1,391,283**	**$ 1,254,821**	
Detention Camps					
Salaries and Wages	$ 74,230.43	$ 72,000	$ 77,784	$ 73,549	Salary
Maintenance and Operation	7,174.28	7,564	9,074	7,534	General
Total Detention Camps	**$ 81,404.71**	**$ 79,564**	**$ 86,858**	**$ 81,083**	
Wages to Prisoners					
Maintenance and Operation	$Cr. 2.00	$ 1,000	$ 3,000	$ 1,000	General
Juvenile Hall					
Salaries and Wages	$ 920,295.79	$ 1,265,400	$ 1,608,712	$ 1,424,137	Salary
Maintenance and Operation	199,713.57	267,402	330,577	322,490	General
Capital Outlay	2,082.26	4,229	41,637	33,067	General
Total Juvenile Hall	**$ 1,122,091.62**	**$ 1,537,031**	**$ 1,980,926**	**$ 1,779,694**	
Probation Department					
Salaries and Wages	$ 2,981,535.68	$ 3,154,300	$ 4,040,303	$ 3,588,273	Salary
Maintenance and Operation	497,106.85	519,073	672,550	556,064	General
Capital Outlay	43,020.45	77,454	171,810	96,484	General
Total Probation Department	**$ 3,521,662.98**	**$ 3,750,827**	**$ 4,884,663**	**$ 4,240,821**	
Care of Juvenile Court Wards					
Maintenance and Operation	$ 1,123,776.58	$ 1,237,000	$ 1,313,270	$ 1,290,101	General
Biscailuz Center					
Salaries and Wages	$ 263,586.03	$ 266,600	$ 285,082	$ 269,362	Salary
Maintenance and Operation	56,358.37	54,136	61,865	58,055	General
Capital Outlay	6,698.51	5,714	934	214	General
Total Biscailuz Center	**$ 326,642.91**	**$ 326,450**	**$ 347,881**	**$ 327,631**	

CHARITIES, HOSPITALS AND CORRECTIONS—Continued

Classification	EXPENDITURES Actual Prior Year 1953-54	Estimated Current Year 1954-1955	Requested Fiscal Year 1955-1956	Allowed Fiscal Year 1955-1956	Name of Fund
Youth Committee					
Salaries and Wages	$ 22,977.84	$ 22,600	$ 24,696	$ 22,970	Salary
Maintenance and Operation	2,188.94	2,622	2,915	2,664	General
Capital Outlay	37.08	420	805	120	General
Total Youth Committee	$ 25,203.86	$ 25,642	$ 28,416	$ 25,754	
TOTAL CHARITIES, HOSPITALS AND CORRECTIONS	$198,411,272.45	$202,914,046	$210,919,934	$206,669,097	
*Medical Research Fund No. 1	$ 450,000				
Medical Research Fund No. 2	67,000				
Medical Research Fund No. 3	35,000				

Education

Classification	EXPENDITURES Actual Prior Year 1953-54	Estimated Current Year 1954-1955	Requested Fiscal Year 1955-1956	Allowed Fiscal Year 1955-1956	Name of Fund
Superintendent of Schools					
Salaries and Wages	$ 230,854.93	$ 235,600	$ 266,764	$ 235,818	Salary
Maintenance and Operation	118 011.85	108,344	123,201	121,426	General
Capital Outlay	3,222.08	2,394	4,504	3,607	General
Total Superintendent of Schools	$ 352,088.86	$ 346,338	$ 394,469	$ 360,851	
Superintendent of Schools—Special Schools					
Maintenance and Operation	$ 17,794.59	$ 83,407	$ 163,601	$ 82,653	General
Capital Outlay	12,079.57	12,000	11,713	7,103	General
Total Superintendent of Schools—Special Schools	$ 29,874.16	$ 95,407	$ 175,314	$ 89,756	
School Library Service					
Salaries and Wages	$ 35,321.94	$ 50,000	$ 50,052	$ 50,052	S. L. S.
Maintenance and Operation	2,295.82	3,218	3,218	3,218	S. L. S.
Capital Outlay	81,701.52	98,064	86,730	86,730	S. L. S.
Total School Library Service	$ 119,319.28	$ 151,282	$ 140,000	$ 140,000	
County Art Institute					
Salaries and Wages	$ 83,021.16	$ 116,700	$ 132,670	$ 127,497	Salary
Maintenance and Operation	15,284.37	17,441	17,852	17,462	General
Capital Outlay	8,788.95	3,577	5,637	5,212	General
Total County Art Institute	$ 107,094.48	$ 137,718	$ 156,159	$ 150,171	
Public Library					
Salaries and Wages	$ 947,554.03	$ 1,064,300	$ 1,292,921	$ 1,149,636	*
Maintenance and Operation	277,473.51	307,891	387,858	345,242	Public Library
Capital Outlay	241,581.96	588,439	760,767	512,000	Public Library
Total Public Library	$ 1,466,609.50	$ 1,960,630	$ 2,441,546	$ 2,006,878	
TOTAL EDUCATION	$ 2,074,986.28	$ 2,691,375	$ 3,307,488	$ 2,747,656	
*Salary	$ 14,040				
Public Library Fund	1,135,596				

Recreation

Classification	EXPENDITURES Actual Prior Year 1953-54	Estimated Current Year 1954-1955	Requested Fiscal Year 1955-1956	Allowed Fiscal Year 1955-1956	Name of Fund
History, Science and Art					
Salaries and Wages	$ 512,616.56	$ 522,000	$ 567,922	$ 552,214	Salary
Maintenance and Operation	87,150.96	98,131	221,397	140,590	General
Capital Outlay	51,915.21	38,000	58,771	42,225	General
Total History, Science and Art	**$ 651,682.73**	**$ 658,131**	**$ 848,090**	**$ 735,029**	
Parks and Recreation					
Salaries and Wages	$ 2,800,894.33	$ 3,142,200	$ 3,941,243	$ 3,394,862	Salary
Maintenance and Operation	779,880.98	1,022,661	1,265,257	1,210,500	General
Capital Outlay	53,721.19	91,139	122,681	70,119	General
Total Parks and Recreation	**$ 3,634,496.50**	**$ 4,256,000**	**$ 5,329,181**	**$ 4,675,481**	
Arboreta and Botanic Gardens					
Salaries and Wages	$ 93,754.96	$ 126,600	$ 190,450	$ 146,618	Salary
Maintenance and Operation	11,375.30	17,188	26,385	24,230	General
Capital Outlay	2,811.32	6,568	29,595	8,324	General
Total Arboreta and Botanic Gardens	**$ 107,941.58**	**$ 150,356**	**$ 246,430**	**$ 179,172**	
Harbors and Marina					
Salaries and Wages	$	$	$ 23,433	$ 17,664	Salary
Maintenance and Operation			7,305	7,305	General
Capital Outlay			280	280	General
Total Harbors and Marina	**$**	**$**	**$ 31,018**	**$ 25,249**	
TOTAL RECREATION	**$ 4,394,120.81**	**$ 5,064,487**	**$ 6,454,719**	**$ 5,614,931**	

Miscellaneous Unclassified

Classification	EXPENDITURES Actual Prior Year 1953-54	Estimated Current Year 1954-1955	Requested Fiscal Year 1955-1956	Allowed Fiscal Year 1955-1956	Name of Fund
Soldier Burials					
Maintenance and Operation	$ 1,941.05	$ 1,950	$ 1,950	$ 1,950	General
Mechanical Service					
Maintenance and Operation	$ 91,311.11	$ 268,760	$ 161,480	$ 140,000	General
Assessments and Special District Taxes					
Maintenance and Operation	$ 14,268.16	$ 7,750	$ 13,432	$ 11,552	General
Insurance					
Maintenance and Operation	$ 127,321.51	$ 151,900	$ 191,000	$ 186,000	General
Maintenance of Unassigned County Equipment					
Maintenance and Operation	$ 3,293.67	$	$	$	General
Judgments and Damages					
Maintenance and Operation	$ 4,151.35	$ 18,241	$ 35,000	$ 17,500	General
Patriotic Hall					
Salaries and Wages	$ 55,326.73	$ 55,600	$ 55,959	$ 55,051	Salary
Maintenance and Operation	3,272.70	3,160	3,457	3,332	General
Capital Outlay	2,440.68	2,556	2,014	920	General
Total Patriotic Hall	**$ 61,040.11**	**$ 61,316**	**$ 61,430**	**$ 59,303**	
Workmen's Compensation					
Maintenance and Operation	$ 769,382.29	$ 923,685	$ 1,195,045	$ 950,967	General
County Employees' Retirement Fund					
Salaries and Wages	$ 9,609,908.94	$ 11,199,902	$ 16,189,240	$ 14,546,186	Salary
Off-Street Parking					
Maintenance and Operation	$ 11,775.00	$ 14,940	$ 22,327	$ 22,327	†
Capital Outlay	4,649.70	242,527	267,382	267,382	†
Total Off-Street Parking	**$ 16,424.70**	**$ 257,467**	**$ 289,709**	**$ 289,709**	
Exploitation					
Maintenance and Operation	$ 634,074.38	$ 758,300	$ 885,434	$ 876,934	General (a)
Exposition					
Maintenance and Operation	$ 36,165.37	$ 52,500	$ 44,850	$ 44,850	General (b)
Aid to Other Governments and Non-Profit Organizations as Authorized by Law					
Maintenance and Operation	$ 1,163,893.06	$ 1,055,445	$ 1,117,538	$ 787,979	General
County Fair Grounds					
Maintenance and Operation	$	$	$ 2,245,000	$ 2,245,000	General
Capital Outlay			755,000	755,000	General
Total County Fair Grounds	**$**	**$**	**$ 3,000,000**	**$ 3,000,000**	

MISCELLANEOUS UNCLASSIFIED—Continued

Classification	EXPENDITURES Actual Prior Year 1953-54	Estimated Current Year 1954-1955	Requested Fiscal Year 1955-1956	Allowed Fiscal Year 1955-1956	Name of Fund
Reimbursement to Subdividers					
Maintenance and Operation	$ 226,450.21	$ 317,900	$ 314,000	$ 314,000	General
Fish and Game Propagation Fund					
Maintenance and Operation	$ 9,840.26	$ 23,100	$ 33,500	$ 33,500	Fish & Game Propagation
Capital Projects					
Capital Outlay	$ 10,415,772.43	$ 11,686,738	$ 95,599,737	$ 35,941,699	*
Miscellaneous Special Appropriations					
Salaries and Wages	$ 202,287.81	$ 201,000	$	$	Various
Maintenance and Operation	99,622.31	224,800			Various
Capital Outlay	12,831.91	5,500			Various
Total Miscellaneous Special Appropriations	$ 314,742.03	$ 431,300	$	$	
TOTAL MISCELLANEOUS UNCLASSIFIED	$ 23,499,980.63	$ 27,216,254	$119,133,345	$ 57,202,129	

(a) For Exploitation
(b) For Exposition

*General Fund	$ 21,765,497
Accumulative Capital Outlay Fund	13,713,826
Aviation Fund	462,376
†Bellflower Development Fund	$ 38,504
Downey Development Fund	50,242
East Los Angeles Development Fund	104,521
Florence Development Fund	6,308
Lancaster Development Fund	44,226
Montrose Development Fund	2,745
Temple City Development Fund	16,866
Walnut Park Development Fund	26,297

Interest

Classification	EXPENDITURES Actual Prior Year 1953-54	Estimated Current Year 1954-1955	Requested Fiscal Year 1955-1956	Allowed Fiscal Year 1955-1956	Name of Fund
Interest on Outstanding Bonds					
Contagious Disease Hospital	$ 102,812.50	$ 98,438	$ 92,813	$ 92,813	C. D. Hospital I & S
Juvenile Hall Center	58,187.50	55,125	52,063	52,063	Juv. Hall Center I & S
Juvenile Hall No. 2			58,800	58,800	Juv. Hall No. 2 I & S
Osteopathic Hospital			276,600	207,450	Osteopathic Hosp. I & S
Wayside Honor Rancho			46,890	23,445	Wayside H. R. I & S
Total Interest on Outstanding Bonds	$ 161,000.00	$ 153,563	$ 527,166	$ 434,571	
TOTAL COST OF GOVERNMENT	$305,912,848.52	$326,227,073	$448,112,984	$374,884,764	

Redemption of Debt

Classification	EXPENDITURES Actual Prior Year 1953-54	Estimated Current Year 1954-1955	Requested Fiscal Year 1955-1956	Allowed Fiscal Year 1955-1956	Name of Fund
Redemption of Debt					
Contagious Disease Hospital	$ 250,000.00	$ 250,000	$ 250,000	$ 250,000	C. D. Hospital I & S
Juvenile Hall Center	175,000.00	175,000	175,000	175,000	Juv. Hall Center I & S
Juvenile Hall No. 2			100,000	100,000	Juv. Hall No. 2 I & S
Osteopathic Hospital			465,000	465,000	Osteopathic Hosp. I & S
Wayside Honor Rancho			80,000		Wayside H. R. I & S
Total Redemption of Debt	$ 425,000.00	$ 425,000	$ 1,070,000	$ 990,000	
TOTAL	$306,337,848.52	$326,652,073	$449,182,984	$375,874,764	

Reserves

Classification	EXPENDITURES Actual Prior Year 1953-54	Estimated Current Year 1954-1955	Requested Fiscal Year 1955-1956	Allowed Fiscal Year 1955-1956	Name of Fund
Reserves					
Unappropriated Reserve	$	$	$ 15,762,787	$ 15,762,787	Various
General Reserve			2,699,338	2,699,338	Various
Total Reserves	$	$	$ 18,462,125	$ 18,462,125	
Estimated Delinquency	$	$	$ 3,596,032	$ 3,596,032	
GRAND TOTAL	$306,337,848.52	$326,652,073	$471,241,141	$397,932,921	

Summarization

Classification	EXPENDITURES — Actual Prior Year 1953-54	Estimated Current Year 1954-1955	Requested Fiscal Year 1955-1956	Allowed Fiscal Year 1955-1956
BY GENERAL CLASSIFICATION				
Salaries and Wages	$101,454,318.21	$109,123,602	$127,491,539	$118,612,083
Maintenance and Operation	182,020,360.56	188,598,471	199,364,146	196,166,867
Capital Outlay	22,277,169.75	28,351,437	120,730,133	59,671,243
Interest and Debt Redemption	586,000.00	578,563	1,597,166	1,424,571
Total	$306,337,848.52	$326,652,073	$449,182,984	$375,874,764
Unappropriated Reserve	$	$	$ 15,762,787	$ 15,762,787
General Reserve			2,699,338	2,699,338
Estimated Delinquency			3,596,032	3,596,032
GRAND TOTAL	$306,337,848.52	$326,652,073	$471,241,141	$397,932,921
BY ORGANIZATION CLASSIFICATION				
General Government	$ 47,001,962.48	$ 51,100,536	$ 60,476,473	$ 55,731,102
Protection to Person and Property	4,695,308.44	5,020,283	5,888,315	5,356,345
Health and Sanitation	4,672,218.89	5,095,770	6,875,319	6,598,708
Highways and Bridges	21,001,998.54	26,970,759	34,530,225	34,530,225
Charities, Hospitals and Corrections	198,411,272.45	202,914,046	210,919,934	206,669,097
Education	2,074,986.28	2,691,375	3,307,488	2,747,656
Recreation	4,394,120.81	5,064,487	6,454,719	5,614,931
Miscellaneous Unclassified	23,499,980.63	27,216,254	119,133,345	57,202,129
Interest and Debt Redemption	586,000.00	578,563	1,597,166	1,424,571
Total	$306,337,848.52	$326,652,073	$449,182,984	$375,874,764
Reserves	$	$	$ 18,462,125	$ 18,462,125
Estimated Delinquency			3,596,032	3,596,032
GRAND TOTAL	$306,337,848.52	$326,652,073	$471,241,141	$397,932,921

RECAPITULATION OF ACTUAL, ESTIMATED AND PROPOSED EXPENDITURES

SUMMARIZATION—Continued

Classification	EXPENDITURES			
	Actual Prior Year 1953-54	Estimated Current Year 1954-1955	Requested Fiscal Year 1955-1956	Allowed Fiscal Year 1955-1956
BY FUNDS				
General Fund				
For General Purposes	$180,294,319.71	$185,820,478	$267,279,845	$204,303,101
For Exploitation	634,074.38	758,300	885,434	876,934
For Exposition	36,165.37	52,500	44,850	44,850
Total General Fund	**$180,964,559.46**	**$186,631,278**	**$268,210,129**	**$205,224,885**
Salary Fund	99,231,136.00	107,358,878	125,578,139	116,916,853
Accumulative Capital Outlay Fund	667,012.10	1,262,000	14,266,226	13,713,826
C. D. Hospital I & S Fund	352,812.50	348,438	342,813	342,813
Juvenile Hall Center I & S Fund	233,187.50	230,125	227,063	227,063
Juvenile Hall No. 2 I & S Fund			158,800	158,800
Osteopathic Hospital I & S Fund			741,600	672,450
Wayside Honor Rancho I & S Fund			126,890	23,445
Aviation Fund			857,000	462,376
Public Health Fund	435,827.68	476,892	615,884	533,481
Medical Research Fund No. 1	382,374.95	400,000	450,000	450,000
Medical Research Fund No. 2		55,000	67,000	67,000
Medical Research Fund No. 3	12,738.94	50,000	60,000	35,000
Jail Store Fund	Cr. 38,341.32			
Public Library Fund	1,454,033.50	1,948,054	2,427,506	1,992,838
School Library Service Fund	119,319.28	151,282	140,000	140,000
Fish and Game Propagation Fund	9,840.26	23,100	33,500	33,500
Livestock Indemnity Fund		57,500	60,500	60,500
Bellflower Development Fund	4,200.00	41,611	38,504	38,504
Downey Development Fund	5,719.79	47,417	50,242	50,242
East Los Angeles Development Fund	1,200.00	77,209	104,521	104,521
Florence Development Fund		2,600	6,308	6,308
Lancaster Development Fund	352.64	49,207	44,226	44,226
Montrose Development Fund		1,881	2,745	2,745
Temple City Development Fund	4,952.27	15,509	16,866	16,866
Walnut Park Development Fund		22,033	26,297	26,297
General Road Fund	16,000.00	19,000	56,411	56,411
Special Road Fund	1,509,242.00	2,228,710	2,046,478	2,046,478
Motor Vehicle Fund	19,040,177.56	24,110,576	31,749,206	31,749,206
Supervisorial Road District No. 1	254,113.09	337,658	333,783	333,783
Supervisorial Road District No. 2	20,497.42	71,631	57,223	57,223
Supervisorial Road District No. 3	13,165.40	52,829	90,748	90,748
Supervisorial Road District No. 4	86,631.99	65,682	100,420	100,420
Supervisorial Road District No. 5	62,171.08	84,673	95,956	95,956
Various Special Funds	1,494,924.43	431,300		
Total	**$306,337,848.52**	**$326,652,073**	**$449,182,984**	**$375,874,764**
Unappropriated Reserve	$	$	$ 15,762,787	$ 15,762,787
General Reserve			2,699,338	2,699,338
Estimated Delinquency			3,596,032	3,596,032
GRAND TOTAL	**$306,337,848.52**	**$326,652,073**	**$471,241,141**	**$397,932,921**

General Government

Total Appropriations **$55,731,102**

Board of Supervisors

Elective. General governing body of the County and of many Special Districts. As a legislative body, enacts ordinances and rules within limits prescribed by State legislation, State statutes, and the County Charter. As an executive body, administers activities of County departments and many Special Districts. Adopts County budget and fixes salaries, excluding its own and those of the municipal and superior court judges. The Chief Administrative Officer assists and recommends to the Board of Supervisors on administrative supervision and control of County affairs. The Clerk of the Board performs clerical functions for Board and a variety of related duties. Supervisors' salaries, publication of ordinances, certain advertising and reports are mandatory in this budget.

APPROPRIATIONS $1,396,728

Classification	EXPENDITURES Actual Prior Year 1953-54	Actual Current Year To 12-1-54	Estimated Current Year 1954-55	Requested Fiscal Year 1955-56	Allowed Fiscal Year 1955-56
SALARIES AND WAGES	$ 950,586.71	$ 332,389.39	$ 983,000	$1,356,420	$1,272,096
Deductions					
Salary Savings	$	$	$	$ 23,331	$ 23,331
Service Charges				126,723	126,723
Total Deductions	$	$	$	$ 150,054	$ 150,054
SALARIES AND WAGES—NET	$ 950,586.71	$ 332,389.39	$ 983,000	$1,206,366	$1,122,042
MAINTENANCE AND OPERATION					
Board of Supervisors					
Mechanical Service					
Auto Service	$ 30,330.22	$ 8,107.22	$ 30,000	$ 32,500	$ 32,500
Civil Defense	900.70				
Repairs and Minor Changes	1,153.40	1,614.29	1,615	2,000	2,000
Repairs—Operating Equipment	4,354.04	1,045.64	3,000	3,000	3,000
Stores Service					
Advertising Services	49,853.68	14,647.36	42,000	55,000	55,000
Civilian Defense	2,646.36				
Cleaning			50	50	50
Communication	879.20	380.60	1,650	1,650	1,650
Furnishings & Household Supplies		833.80	834	1,000	1,000
Laundry, Cleaning and Waste Removal Services	45.00			50	50
Office Services	4,285.40	960.76	3,085	4,585	4,585
Office Supplies	7,634.65	2,002.38	4,800	8,500	8,500
Other Operating & Maintenance Supplies, N. O. C.	712.59	295.23	7,060	1,500	1,500
Postage	3,064.35	905.00	2,500	3,500	3,500
Printing and Other Reproductive Supplies	9,358.57	2,642.82	5,500	10,000	10,000
Rent—Office Equipment	52.50		100	500	500
Repairs—Operating Equipment	405.88				
Reporting and Transcribing	6,421.02	25.50	600	1,000	1,000
Reports and Bulletins—Departmental	14,075.74	1,694.35	19,500	19,500	19,500
Special Services			1,000	1,000	1,000
Stationery and Forms	3,635.23	1,957.61	1,958	4,500	4,500
Storage—N. O. C.	892.00				
Transportation Services	97.59				
Wearing Apparel	5,257.96		500	1,000	1,000
Central Duplicating Bureau					
Stationery and Forms	6,127.45	690.36	5,000	5,000	5,000
All Other					
Air Raid Warning System	199,950.00				
Auto Mileage	179.19	11.20	250	250	250
Civilian Defense	9,647.50				
Communication	202.75	46.71	300	300	300
Educational Services	300.00				
Forest and Watershed Commission				2,500	
Furnishings and Household Supplies		115.43	116		
Insurance—Fidelity	1,798.00	558.00	1,650	2,500	2,500
Office Services	1,275.54	101.80	1,400	4,400	4,400

BOARD OF SUPERVISORS—Continued

Classification	EXPENDITURES Actual Prior Year 1953-54	Actual Current Year To 12-1-54	Estimated Current Year 1954-55	Requested Fiscal Year 1955-56	Allowed Fiscal Year 1955-56
MAINTENANCE AND OPERATION—Continued					
All Other—Continued					
Office Supplies	7.00				
Postage	441.50	88.32	450	500	500
Professional and Expert Services	4,276.38	4,125.00	4,125	5,000	5,000
Public Office and Court Services	130.00				
Rent—Office Equipment				1,056	1,056
Repairs and Minor Changes—Non-Structural Improvements	10.00				
Repairs—Operating Equipment	497.71		350	350	350
Special Services	252.21	1,584.41	9,320	9,320	9,320
Stationery and Forms			50	50	50
Storage—Motor Vehicles		1.50	2		
Subsistence and Care of Persons	49.75				
Transportation—Local	56.64		50	50	50
Transportation Services	2.65				
Traveling Expense	7,881.62	624.63	3,500	7,500	7,500
Witness Fees and Expense	63.10				
Miscellaneous Accounts					
Citizen's Traffic and Transportation Committee			2,500	10,000	10,000
County Supervisors Association	10,000.00	17,600.00	18,960	13,600	13,600
Farm Bureau Service	4,620.00	206.64	620	620	620
Grading—County Law Library Building	13,827.63				
Legislative Expense—Sacramento	5,799.29	421.22	10,000	7,500	7,500
Legislative Expense—Washington	3,750.00		5,000	5,000	5,000
Los Angeles County Forest and Watershed Protective and Rehabilitation Commission				2,500	2,500
Southern Empire Association of County Supervisors		1,360.00	1,360	1,360	1,360
Total Board of Supervisors	$ 417,201.99	$ 64,647.78	$ 190,755	$ 230,191	$ 227,691
Less Service Charges	513.71	144.81	490	490	490
Total Board of Supervisors—Net	$ 416,688.28	$ 64,502.97	$ 190,265	$ 229,701	$ 227,201
Property Management					
Mechanical Service					
Auto Service	$ 1,865.80	$ 533.14	$ 2,817	$ 2,585	$ 2,585
Repairs and Minor Changes	230.67		800	800	800
Repairs—Operating Equipment	345.65	187.96	200	400	400
Stores Service					
Educational and Recreational Supplies	6.33				
Furnishings and Household Supplies	19.07				
Laundry and Cleaning Supplies	1.17				
Office Services	761.15	443.12	1,300	1,500	1,500
Office Supplies	1,144.68	341.99	1,400	1,400	1,400
Postage	462.00	145.00	750	750	750
Printing & Other Reproductive Supplies	428.54	231.56	600	1,000	1,000
Repairs—Operating Equipment	16.00				
Stationery and Forms	463.41	128.50	600	700	700
Central Duplicating Bureau					
Stationery and Forms	208.51	25.11	850	850	850
All Other					
Auto Mileage	8,936.13	3,213.39	12,800	15,680	15,680
Communication	3.62		50	50	50
Insurance—Auto Mileage	905.00	330.00	1,080	1,320	1,320
Office Services	678.06	152.16	1,000	1,000	1,000
Professional and Expert Services	9,587.75	2,250.00	16,000	16,000	16,000

BOARD OF SUPERVISORS—Continued

Classification	EXPENDITURES Actual Prior Year 1953-54	Actual Current Year To 12-1-54	Estimated Current Year 1954-55	Requested Fiscal Year 1955-56	Allowed Fiscal Year 1955-56
MAINTENANCE AND OPERATION—Continued					
Property Management—Continued					
All Other—Continued					
Reporting and Transcribing		47.95	48		
Special Services	1,243.20				
Subsistence and Care of Persons	92.50	28.75	200	200	200
Transportation—Local	88.00	30.00	100	100	100
Traveling Expense	183.10		600	600	600
Total Property Management	$ 27,670.34	$ 8,088.63	$ 41,195	$ 44,935	$ 44,935
Less Service Charges	7,973.74	2,308.34	11,886	12,016	12,016
Total Property Management—Net	$ 19,696.60	$ 5,780.29	$ 29,309	$ 32,919	$ 32,919
TOTAL MAINTENANCE AND OPERATION—NET	$ 436,384.88	$ 70,283.26	$ 219,574	$ 262,620	$ 260,120
CAPITAL OUTLAY					
Equipment	$ 27,246.34	$ 5,334.76	$ 8,624	$ 16,566	$ 14,566
1 Adding Machine	$ 425				
5 Bookcase—Bases	43				
11 Bookcase—Sections	211				
5 Bookcase—Tops	43				
Books	300				
1 Brush, Air	50				
2 Cabinets	32				
1 Calculating Machine	750				
50 Chairs	2,005				
11 Desks	1,250				
27 Filing Cabinets	2,390				
1 Letter Opener	50				
3 Lounges	750				
1 Meter, Foot Candle	30				
1 Numbering Machine	36				
3 Shelf Units, Roller	300				
2 Shelf Units, Roller Detch	100				
1 Stand, Typewriter	45				
13 Tables	855				
13 Typewriters	4,901				
TOTAL BOARD OF SUPERVISORS	**$1,414,217.93**	**$ 408,007.41**	**$1,211,198**	**$1,485,552**	**$1,396,728**

Equalization Expense--Supervisors

The Board of Supervisors, sitting as the County Board of Equalization, hears and allows or rejects complaints of property owners as to the valuations placed on their properties by the Assessor for taxation purposes. In session from first to third Monday in July of each year.

APPROPRIATIONS $2,565

Classification	EXPENDITURES Actual Prior Year 1953-54	Actual Current Year To 12-1-54	Estimated Current Year 1954-55	Requested Fiscal Year 1955-56	Allowed Fiscal Year 1955-56
SALARIES AND WAGES	$ 624.08	$	$ 1,000	$ 1,065	$ 1,065
MAINTENANCE AND OPERATION					
Stores Service					
Office Supplies	$	$	$ 50	$ 50	$ 50
Reporting and Transcribing	1,172.71	370.45	800	2,000	850
Stationery and Forms			50	500	450
All Other					
Reports and Bulletins-Departmental			50	50	50
Reporting and Transcribing			50	50	50
Stationery and Forms			50	50	50
TOTAL MAINTENANCE AND OPERATION	$ 1,172.71	$ 370.45	$ 1,050	$ 2,700	$ 1,500
TOTAL EQUALIZATION EXPENSE—SUPERVISORS	$ 1,796.79	$ 370.45	$ 2,050	$ 3,765	$ 2,565

Rent Expense

Centralized appropriation for payment of all General Government rentals; disbursement by the Division of Property Management.

APPROPRIATIONS $2,556,668

Classification	EXPENDITURES Actual Prior Year 1953-54	Actual Current Year To 12-1-54	Estimated Current Year 1954-55	Requested Fiscal Year 1955-56	Allowed Fiscal Year 1955-56
MAINTENANCE AND OPERATION					
Rent—Buildings and Offices	$1,694,360.38	$ 897,309.94	$2,326,771	$2,589,030	$2,580,030
Less Service Charges	11,362.32	2,840.58	11,362	34,223	23,362
TOTAL RENT EXPENSE—NET	$1,682,998.06	$ 894,469.36	$2,315,409	$2,554,807	$2,556,668

Auditor---Controller

Appointive. County's auditor, controller, accounting officer, paymaster. Keeps accounts showing county, school district and trust financial transactions. Examines and allows or rejects claims against county, school and special district funds; prepares and issues warrants (checks) on the county treasury for payments allowed by him, or by others having authority to direct him to draw warrants. Audits past transactions of county departments and of the courts. Tabulates departmental budget requests for consideration by Board of Supervisors. Classifies and tabulates Assessor's property valuations for tax rate fixing purposes; applies rates after fixing by Board of Supervisors, to individual properties, computes the taxes and enters special assessments for cities.

APPROPRIATIONS $1,931,457

Classification	EXPENDITURES				
	Actual Prior Year 1953-54	Actual Current Year To 12-1-54	Estimated Current Year 1954-55	Requested Fiscal Year 1955-56	Allowed Fiscal Year 1955-56
SALARIES AND WAGES	$1,513,445.68	$ 554,679.61	$1,551,500	$1,915,674	$1,883,910
Deductions					
Salary Savings	$	$	$	$ 138,730	$ 154,721
Service Charges				85,006	85,730
Total Deductions	$	$	$	$ 223,736	$ 240,451
SALARIES AND WAGES—NET	$1,513,445.68	$ 554,679.61	$1,551,500	$1,691,938	$1,643,459
MAINTENANCE AND OPERATION					
Mechanical Service					
Auto Service	$ 1,184.33	$ 279.11	$ 1,714	$ 1,541	$ 1,340
Rent—Office Equipment	22.00				
Repairs and Minor Changes	3,247.73	236.32	1,341	1,800	1,700
Repairs—Operating Equipment	1,253.42	387.78	1,218	1,740	1,400
Stores Service					
Furnishings and Household Supplies	108.69	5.17	36	30	30
Laundry and Cleaning Supplies	6.42	21.83	23		
Laundry, Cleaning & Waste Removal Services	11.70		10	10	10
Office Services	5,071.92	1,518.78	4,873	5,498	5,498
Office Supplies	14,993.64	4,503.48	12,205	11,715	11,715
Other Operating and Maintenance Supplies, N. O. C.	365.66	36.10	1,341	1,320	1,320
Postage	2,814.00	2,816.00	3,224	3,400	3,400
Printing and Other Reproductive Supplies	361.83		360	360	360
Rent—Office Equipment	2,212.11	450.80	2,082	7,672	7,672
Repairs—Operating Equipment	7,154.80	347.27	10,517	11,061	11,061
Reports and Bulletins—Departmental	1,692.03		1,950	1,950	1,950
Small Tools and Implements	517.00	159.86	455	455	455
Stationery and Forms	108,753.92	15,365.01	117,629	122,493	118,000
Stationery & Forms—Municipal Courts	2,086.68	Cr. 12,397.64			
Central Duplicating Bureau					
Stationery and Forms	4,584.11	1,241.27	3,012	5,120	5,000
All Other					
Auto Mileage	6,162.64	2,533.80	6,590	7,640	7,250
Communication	2.75		70	72	72
Insurance—Auto Mileage	1,555.00	635.00	1,740	1,860	1,740
Office Services	8,687.39	2,883.90	8,776	8,840	8,840
Office Supplies			20	20	20
Postage	75,935.00	37,875.00	78,179	81,972	81,972
Rent—Office Equipment			45	15	15
Stationery and Forms	11.74		10	10	10

AUDITOR—CONTROLLER—Continued

Classification	EXPENDITURES Actual Prior Year 1953-54	Actual Current Year To 12-1-54	Estimated Current Year 1954-55	Requested Fiscal Year 1955-56	Allowed Fiscal Year 1955-56
MAINTENANCE AND OPERATION—Continued					
All Other—Continued					
Subsistence and Care of Persons	285.00		130	200	200
Transportation—Local	428.92	100.00	390	455	455
Transportation Services	36.74	11.08	55	55	55
Traveling Expense	1,240.91	225.15	1,800	2,345	1,800
TOTAL MAINTENANCE AND OPERATION	$ 250,788.08	$ 59,235.07	$ 259,795	$ 279,649	$ 273,340
Less Service Charges	21,096.89	613.84	20,833	25,075	24,587
TOTAL MAINTENANCE AND OPERATION—NET	$ 229,691.19	$ 58,621.23	$ 238,962	$ 254,574	$ 248,753
CAPITAL OUTLAY					
Equipment	$ 88,001.66	$ 4,204.08	$ 18,102	$ 46,629	$ 39,245
1 Accounting Machine	$3,000				
20 Alpha Sectors	673				
2 Billing Machines	7,000				
2 Bookcase—Sections	40				
2 Bookkeeping Machines	6,200				
Books	65				
10 Calculating Machines	8,375				
1 1 Camera, w/Flash Gun and Kit	250				
24 Chairs	915				
1 Costumer	20				
11 Desks	1,250				
1 Dictating Machine, Dictator, w/stand	400				
1 Drill, Electric	50				
1 Fan, Electric	45				
22 Filing Cabinets	5,906				
20 Frames, File	95				
12 Lockers	240				
10 Numbering Machines	361				
1 Rack, Tabulating Card	50				
Shelving	900				
3 Stands, Ledger Card Tray	156				
3 Time Stamps, Electric	750				
1 Tool Case	26				
6 Trays, Ledger Card	218				
7 Typewriters	2,260				
TOTAL AUDITOR—CONTROLLER	$1,831,138.53	$ 617,504.92	$1,808,564	$1,993,141	$1,931,457

Treasurer

Appointive. The County Treasurer is responsible for the collection, custody, and disbursement of County, trust, and district funds. A complete accounting must be made of all receipts and disbursements. The Treasurer also represents the State Controller in the enforcement of the inheritance tax law. All records and accounts pertaining to the Employees Retirement Association are under the control of the Treasurer.

APPROPRIATIONS $380,310

Classification	EXPENDITURES Actual Prior Year 1953-54	Actual Current Year To 12-1-54	Estimated Current Year 1954-55	Requested Fiscal Year 1955-56	Allowed Fiscal Year 1955-56
SALARIES AND WAGES	$ 283,371.30	$ 96,453.02	$ 282,600	$ 320,378	$ 320,378
Less Salary Savings				15,987	20,768
SALARIES AND WAGES—NET	$ 283,371.30	$ 96,453.02	$ 282,600	$ 304,391	$ 299,610
MAINTENANCE AND OPERATION					
Mechanical Service					
Furnishings and Household Supplies	$ 378.31	$	$	$	$
Inspection and Regulation Service	15.45				
Repairs and Minor Changes	347.11	11.20	165	125	125
Repairs—Operating Equipment		43.62	245	220	220
Stores Service					
Advertising Services	28.90	15.08	30	30	30
Furnishings and Household Supplies		15.59	16		
Inspection and Regulation Service	637.96		750	765	765
Laundry, Cleaning and Waste Removal Services	4.00	2.50	3	5	5
Medical, Surgical and Laboratory Supplies	1.17	1.42	2	5	5
Office Services	457.52	103.39	540	750	682
Office Supplies	1,216.75	811.69	1,380	1,800	1,500
Other Operating and Maintenance Supplies, N. O. C.	19.25	9.44	20	20	20
Postage	4,831.26	2,200.00	4,500	5,000	5,000
Printing and Other Reproductive Supplies	99.63	45.12	225	2,725	2,725
Rent—Office Equipment	582.00	194.00	582	582	291
Repairs—Operating Equipment	14.42	101.46	150	300	300
Reports and Bulletins—Departmental	1,395.10		500	1,500	1,500
Stationery and Forms	5,363.40	967.51	5,200	5,700	5,570
Central Duplicating Bureau					
Stationery and Forms	1,325.25	478.53	1,400	1,500	1,500
All Other					
Auto Mileage	3,588.09	1,214.11	4,000	4,200	4,200
Communication		6.95	15	15	15
Fiscal Agents' Fees	19,320.66	9,100.36	24,000	29,000	29,000
Insurance—Auto Mileage	245.00	100.00	300	360	360
Insurance—Money and Securities	1,933.87	506.62	2,220	2,500	2,500
Office Services	103.40	25.50	100	110	110
Office Supplies	113.47		210	240	240
Postage	1,939.71	232.68	2,350	2,600	2,600
Professional and Expert Services	2,359.00	765.00	2,500	13,700	13,700
Stationery and Forms		60.01	61		
Subsistence and Care of Persons	3.00			5	5
Transportation — Local	192.42	53.45	200	210	210
Transportation Services			15	15	15
Traveling Expense	327.45	10.20	500	600	600
TOTAL MAINTENANCE AND OPERATION	$ 46,843.55	$ 17,075.43	$ 52,179	$ 74,582	$ 73,793

TREASURER—Continued

Classification		EXPENDITURES Actual Prior Year 1953-54	Actual Current Year To 12-1-54	Estimated Current Year 1954-55	Requested Fiscal Year 1955-56	Allowed Fiscal Year 1955-56
CAPITAL OUTLAY						
Equipment		$ 514.71	$ 718.48	$ 4,531	$ 8,077	$ 6,907
2 Adding Machines	$1,050					
1 Addressograph Head	85					
1 Bookcase—Base	9					
3 Bookcase—Sections	60					
1 Bookcase—Tops	9					
1 Bookkeeping Machine	2,408					
1 Cabinet, Addressograph	200					
1 Coin Changer	317					
3 Filing Cabinets	112					
2 Numbering Machines	72					
1 Recorder and Endorser, Microfilm	2,400					
1 Typewriter	185					
TOTAL TREASURER		$ 330,729.56	$ 114,246.93	$ 339,310	$ 387,050	$ 380,310

Assessor

Elective. The County Assessor's Office is required to assess all of the taxable property of the county on an equalized basis and to annually prepare the assessment roll. This roll must contain the legal descriptions and values of all taxable land in the county, the values of improvements and personal property, and the names of the assessees with their addresses, if known. The office is also required to process claims for exemption for veterans, churches, cemeteries, colleges, museums,, and various welfare organizations and to maintain map and plat books on which land and improvements are separately assessed.

APPROPRIATIONS $4,963,643

Classification	EXPENDITURES Actual Prior Year 1953-54	Actual Current Year To 12-1-54	Estimated Current Year 1954-55	Requested Fiscal Year 1955-56	Allowed Fiscal Year 1955-56
SALARIES AND WAGES	$3,989,722.50	$1,068,728.59	$4,163,900	$4,966,309	$4,886,046
Less Salary Savings				400,000	427,500
SALARIES AND WAGES—NET	$3,989,722.50	$1,068,728.59	$4,163,900	$4,566,309	$4,458,546
MAINTENANCE AND OPERATION					
Mechanical Service					
Auto Service	$ 1,710.92	$ 513.73	$ 3,000	$ 2,533	$ 2,533
Rent—Office Equipment	30.00				
Repairs and Minor Changes	5,791.37	28.16	4,000	4,853	2,357
Repairs — Operating Equipment	5,028.64	722.95	5,850	5,175	5,175
Stores Service					
Furnishings and Household Supplies	150.28	77.78	150	160	160
Laundry, Cleaning & Waste Removal Services	60.15	12.00	65	65	65
Office Services	2,441.77	970.16	2,680	2,790	2,790
Office Supplies	9,016.12	3,824.50	12,000	10,055	10,055
Other Operating and Maintenance Supplies, N. O. C.	2,998.10	3,366.40	11,900	2,570	2,570
Postage	961.00	10.00	1,300	1,800	1,800
Printing and Other Reproductive Supplies	6,944.08	3,398.66	6,600	11,026	11,026
Rent—Office Equipment	129,214.71	48,593.78	142,475	165,820	163,150
Repairs—Operating Equipment			100	100	100
Small Tools and Implements	12.46	3.37	50	45	45
Stationery and Forms	80,879.10	18,228.99	76,000	77,960	77,960
Transportation Services	15.63		6,100	2,700	2,700
Central Duplicating Bureau					
Stationery and Forms	6,296.67	326.38	8,000	4,800	4,800
All Other					
Auto Mileage	125,159.36	34,053.88	127,500	129,500	129,500
Communication	13.46	1.70	50	50	50
Insurance—Auto Mileage	11,490.00	4,515.00	13,300	13,740	13,740
Laundry, Cleaning and Waste Removal Services	3.50		40	50	50
Office Services	3,494.44	3,202.17	6,500	6,590	6,590
Postage	7,975.32	1,837.75	9,000	9,200	9,200
Professional and Expert Services				100	100
Rent—Office Equipment	4,800.00		25	50	50
Repairs—Operating Equipment	1.24				
Stationery and Forms	910.00	155.54	1,300	1,400	1,400
Storage—Motor Vehicles			10	10	10
Subsistence and Care of Persons	1,382.81	116.25	1,300	1,300	1,300
Transportation — Local	467.28	180.00	400	350	350
Transportation Services	58.31	24.42	25		
Traveling Expense	2,347.81	1,013.96	3,100	2,500	2,500
TOTAL MAINTENANCE AND OPERATION	$ 409,654.53	$ 125,177.53	$ 442,820	$ 457,292	$ 452,126
Less Service Charges	3,765.00	78.63	79		
TOTAL MAINTENANCE AND OPERATION—NET	$ 405,889.53	$ 125,098.90	$ 442,741	$ 457,292	$ 452,126

ASSESSOR—Continued

Classification		EXPENDITURES Actual Prior Year 1953-54	Actual Current Year To 12-1-54	Estimated Current Year 1954-55	Requested Fiscal Year 1955-56	Allowed Fiscal Year 1955-56
CAPITAL OUTLAY						
Equipment		$ 34,848.88	$ 12,188.89	$ 120,078	$ 56,333	$ 52,971
2 Adding Machines	$ 850					
1 Blackboard	22					
1 Bookcase—Base	9					
2 Bookcase—Sections	40					
1 Bookcase—Top	9					
Books	145					
1 Bracket, Wall Map, 18 Wing	275					
1 Cabinet, Supply	76					
3 Cabinets, Storage	360					
3 Cabinets, Storage, Counter Top	645					
1 Calculator	800					
1 Case, Field Book Binder	130					
21 Cases, Pigeonhole	3,284					
160 Chairs	3,220					
1 Couch	150					
6 Counters	1,700					
44 Desks	5,060					
14 Fans, Electric	420					
1 File, Rotary	330					
4 Files, Insite	9,600					
3 Files, Tub	120					
288 Filing Cabinets	7,102					
4 Lockers, Supply	245					
2 Numbering Machines	116					
22 Racks	9,162					
2 Sorters	1,000					
14 Stands, Typewriter	630					
13 Stools	325					
70 Tables	3,036					
5 Trucks	255					
15 Typewriters	3,855					
TOTAL ASSESSOR		**$4,430,460.91**	**$1,206,016.38**	**$4,726,719**	**$5,079,934**	**$4,963,643**

Tax Collector

Appointive. The Tax Collector is charged with the responsibility of collecting and distributing current, delinquent, and unsecured personal property taxes. Where taxes are uncollected, it is necessary to prepare a delinquent roll, advertise the list of delinquent properties and report to the State Controller all properties sold to the State for the initial year's delinquency. The Tax Collector must conduct all sales of tax deeded property after due notice to owners, and issue all deeds. Under a charter provision, the Tax Collector also acts as license collector and collects all business and regulatory licenses.

APPROPRIATIONS $1,248,353

Classification	EXPENDITURES Actual Prior Year 1953-54	Actual Current Year To 12-1-54	Estimated Current Year 1954-55	Requested Fiscal Year 1955-56	Allowed Fiscal Year 1955-56
SALARIES AND WAGES	$ 928,676.09	$ 228,503.78	$ 964,700	$1,094,674	$1,036.893
Deductions					
Salary Savings	$	$	$	$ 91,000	$ 56,197
Service Charges				6,912	6,912
Total Deductions	$	$	$	$ 97,912	$ 63,109
SALARIES AND WAGES—NET	$ 928,676.09	$ 228,503.78	$ 964,700	$ 996,762	$ 973,784
MAINTENANCE AND OPERATION					
Mechanical Service					
Auto Service	$ 889.68	$ 365.92	$ 730	$ 730	$ 730
Repairs and Minor Changes	598.60	230.79	600	1,000	1,000
Repairs — Operating Equipment	1,070.41	123.42	1,200	1,500	1,500
Stores Service					
Advertising Services	81,789.87	384.26	80,000	82,280	82,280
Furnishings and Household Supplies	15.45				
Inventory	Cr. 269.23				
Office Services	186.58	42.00	120	120	120
Office Supplies	4,354.33	2,719.61	7,500	7,500	7,500
Other Operating & Maintenance Supplies, N. O. C.	35.60	104.31	105	50	50
Postage	12,095.00	4,760.00	14,000	15,000	15,000
Printing & Other Reproductive Supplies	1,072.60	187.42	1,600	1,800	1,800
Rent—Office Equipment	6,348.37	2,260.00	7,284	7,284	7,284
Rent—Special Equipment, N. O. C.		238.68	239		
Repairs—Operating Equipment	15.00				
Reports and Bulletins—Departmental	962.67	1,317.87	1,318	1,300	1,300
Stationery and Forms	28,474.92	21,770.35	40,000	42,000	40,000
Central Duplicating Bureau					
Stationery and Forms	732.56				
All Other					
Auto Mileage	10,058.74	3,721.05	11,500	12,163	12,163
Communication	3.31				
Custodial and Guard Services	304.00	23.60	300	300	300
Inspection and Regulation Service			25	25	25
Insurance—Auto Mileage	750.00	265.00	750	900	900
Laundry, Cleaning and Waste Removal Services			40	40	40
Office Services	630.95	447.10	1,000	1,077	777
Postage	76,340.42	60,004.66	78,600	81,000	81,000

TAX COLLECTOR—Continued

Classification	EXPENDITURES Actual Prior Year 1953-54	Actual Current Year To 12-1-54	Estimated Current Year 1954-55	Requested Fiscal Year 1955-56	Allowed Fiscal Year 1955-56
MAINTENANCE AND OPERATION—Continued					
All Other—Continued					
Public Office and Court Service	26.55		50	50	50
Subsistence and Care of Persons	34.25	11.26	100	100	100
Transportation — Local	35.85	14.70	100	100	100
Transportation Services	137.02	38.24	200	200	200
Traveling Expense	78.15	25.50	150	150	150
TOTAL MAINTENANCE AND OPERATION	$ 226,771.65	$ 99,055.74	$ 247,511	$ 256,669	$ 254,369
Less Service Charges	1,900.85	477.27	1,906	2,000	2,000
TOTAL MAINTENANCE AND OPERATION—NET	$ 224,870.80	$ 98,578.47	$ 245,605	$ 254,669	$ 252,369
CAPITAL OUTLAY					
Equipment	$ 16,105.60	$ 1,954.53	15,862	22,200	22,200
8 Adding Machines	$3,200				
8 Cabinets	1,245				
62 Chairs	1,404				
17 Desks	2,220				
206 Filing Cabinets	3,300				
1 Folding Machine	600				
1 Graphotype	1,400				
12 Lockers	216				
1 Microfilm Machine	2,400				
Shelving Steel	100				
2 Stands	40				
24 Stools	500				
30 Tables	1,745				
1 Tichometer	2,250				
6 Typewriters	1,580				
TOTAL TAX COLLECTOR	$1,169,652.49	$ 329,036.78	$1,226,167	$1,273,631	$1,248,353

Purchasing and Stores Department

Receives and studies departmental requisitions, makes all contracts and agreements, issues and analyzes bids and generally attends to the merchandising and service needs of all County departments and special districts under County jurisdiction. Operates a central, general store and branch stores which receive, check, weigh, inspect, test and analyze, store and deliver materials and supplies to all County departments and special districts and sells salvage material and property no longer required for County service.

APPROPRIATIONS $911,880

Classification	EXPENDITURES Actual Prior Year 1953-54	Actual Current Year To 12-1-54	Estimated Current Year 1954-55	Requested Fiscal Year 1955-56	Allowed Fiscal Year 1955-56
SALARIES AND WAGES	$ 704,890.50	$ 263,386.79	$ 730,300	$1,047,001	$ 999,152
Deductions					
Salary Savings	$	$	$	$ 48,970	$ 102,928
Service Charges				44,000	44,000
Departmental Credits				58,000	58,000
Total Deductions	$	$	$	$ 150,970	$ 204,928
SALARIES AND WAGES—NET	$ 704,890.50	$ 263,386.79	$ 730,300	$ 896,031	$ 794,224
MAINTENANCE AND OPERATION					
Mechanical Service					
Auto Service	$ 10,722.42	$ 3,015.15	$ 13,500	$ 18,536	$ 17,456
Repairs and Minor Changes	3,698.74		1,200	2,500	2,500
Repairs — Operating Equipment	481.25	5.07	400	1,500	750
Stores Service					
Advertising Services		18.90	2,400	6,000	6,000
Agricultural, Botanical and Animal Supplies	178.33				
Analyzing, Testing & Weighing Services			100	100	100
Food and Provisions		2.06	3		
Furnishings & Household Supplies	3,046.36	111.18	900	1,000	500
Inspection and Regulation Services	16.28		25	35	35
Laundry and Cleaning Supplies	270.67	46.28	150	150	150
Laundry, Cleaning & Waste Removal Services			15	15	
Medical, Surgical & Laboratory Supplies	63.05	9.09	50	50	50
Office Services	2,920.73	1,582.41	3,000	4,320	4,000
Office Supplies	4,207.33	1,215.87	5,200	5,200	4,500
Other Operating & Maintenance Supplies, N. O. C.	11,119.89	4,277.18	11,358	18,000	9,000
Postage	11,605.91	3,827.40	11,500	11,500	11,500
Printing & Other Reproductive Supplies	3,683.61	108.47	1,900	2,500	2,500
Rent—Office Equipment	155.40		141	200	150
Rent—Special Equipment, N. O. C.		140.40	141		
Repairs and Minor Changes	451.55		1,021	500	200
Repairs—Operating Equipment	1,100.09	143.69	300	300	300
Reports & Bulletins—Departmental	49.05				
Small Tools and Implements	388.25	185.72	425	400	400
Stationery and Forms	12,516.58	3,463.75	13,600	15,750	15,750
Store Loss	2,769.65	268.67	2,800	2,800	2,800
Wearing Apparel	8.53				
Central Duplicating Bureau					
Stationery and Forms	1,238.09	346.73	1,000	1,000	1,000

PURCHASING AND STORES DEPARTMENT—Continued

Classification	EXPENDITURES Actual Prior Year 1953-54	Actual Current Year To 12-1-54	Estimated Current Year 1954-55	Requested Fiscal Year 1955-56	Allowed Fiscal Year 1955-56
MAINTENANCE AND OPERATION—Continued					
All Other					
Auto Mileage	504.72	126.20	296	300	300
Automotive Supplies	19.48				
Communication	24.25	22.90	70	100	100
Insurance—Auto Mileage	145.00	45.00	105	60	60
Office Services	110.10	6.00	25	100	100
Postage		1.25	2		
Repairs and Minor Changes—Non-Structural Improvements	5,689.25				
Stationery and Forms	24.75				
Transportation Services	7,305.31				
Traveling Expense	1,023.49		900	2,250	2,250
TOTAL MAINTENANCE AND OPERATION	$ 85,538.11	$ 18,969.37	$ 72,527	$ 95,166	$ 82,451
Less Service Charges	63,301.52				
TOTAL MAINTENANCE AND OPERATION—NET	$ 22,236.59	$ 18,969.37	$ 72,527	$ 95,166	$ 82,451
CAPITAL OUTLAY					
Equipment	$ 44,375.31	$ 3,077.58	$ 32,000	$ 35,565	$ 35,205
Books	$ 150				
8 Calculating Machines	6,000				
21 Chairs	440				
13 Desks	1,725				
1 Dockboard	425				
36 Filing Cabinets	3,545				
1 Grinder	145				
2 Numbering Machines	90				
6 Pallet Lifts	3,000				
1 Power Unit	1,000				
1 Sander	50				
1 Scaffolding	400				
1 Scale, Platform	105				
Shelving	10,000				
1 Sprayer, Insecticide	85				
4 Stands, Telephone	75				
1 Strapping Machine	75				
6 Tables	430				
1 Truck, Tiering and Towing Combination	5,000				
7 Typewriters	2,365				
1 Vacuum Cleaner	100				
TOTAL PURCHASING AND STORES DEPARTMENT	$ 771,502.40	$ 285,433.74	$ 834,827	$1,026,762	$ 911,880

Purchasing and Stores---Stock Account

This appropriation is for purchase of commodities used by the county and, as will be noted, is all charged out to the various departments of the county, the Flood Control District, and School Districts.

Classification	EXPENDITURES Actual Prior Year 1953-54	Actual Current Year To 12-1-54	Estimated Current Year 1954-55	Requested Fiscal Year 1955-56	Allowed Fiscal Year 1955-56
MAINTENANCE AND OPERATION					
Stores Stock Account	$9,820,636.09	$3,431,006.56	$10,000,000	$10,000,000	$10,000,000
Less Service Charges	9,820,636.09	2,875,245.93	10,000,000	10,000,000	10,000,000
TOTAL PURCHASING AND STORES—STOCK ACCOUNT	$	$ 555,760.63	$	$	$

Bindery and Microfilm Service

The Bindery and Microfilm Service, operating under the Purchasing and Stores Department, renders central book bindery and microfilming service to county departments. The appropriation is entirely offset by service charges to the requisitioning departments.

APPROPRIATIONS $3,250

Classification	EXPENDITURES Actual Prior Year 1953-54	Actual Current Year To 12-1-54	Estimated Current Year 1954-55	Requested Fiscal Year 1955-56	Allowed Fiscal Year 1955-56
MAINTENANCE AND OPERATION					
Salaries and Wages	$ 51,115.74	$ 14,172.50	$ 40,500	$ 20,000	$ 20,000
Services and Supplies	Cr. 62,468.82	Cr. 12,779.72	45,000		
TOTAL MAINTENANCE AND OPERATION	$Cr. 11,353.08	$ 1,392.78	$ 85,500	$ 20,000	$ 20,000
Less Service Charges			96,400	20,000	20,000
TOTAL MAINTENANCE AND OPERATION —NET	$Cr. 11,353.08	$ 1,392.78	$Cr. 10,900	$	$
CAPITAL OUTLAY					
Equipment	$ 1,531.35	$ 901.77	$ 950	$ 3,250	$ 3,250
1 Binding Machine $ 350					
1 Drill, Paper 1,800					
1 Punch, Power 1,100					
TOTAL BINDERY AND MICROFILM SERVICE	$Cr. 9,821.73	$ 2,294.55	$Cr. 9,950	$ 3,250	$ 3,250

District Attorney

Elective. Investigates crimes, conducts prosecutions of persons charged with crime, prosecutes in the courts both felony and misdemeanor cases, enforces statutes requiring responsible persons to support their dependents. As one of the three members of the County Parole Board, the District Attorney grants or denies applications for parole.

APPROPRIATIONS $1,696,453

Classification	EXPENDITURES Actual Prior Year 1953-54	Actual Current Year To 12-1-54	Estimated Current Year 1954-55	Requested Fiscal Year 1955-56	Allowed Fiscal Year 1955-56
SALARIES AND WAGES	$1,449,941.53	$ 502,636.43	$1,504,200	$1,733,282	$1,705,106
Less Salary Savings				100,000	138,812
SALARIES AND WAGES—NET	$1,449,941.53	$ 502,636.43	$1,504,200	$1,633,282	$1,566,294
MAINTENANCE AND OPERATION					
Mechanical Service					
Auto Service	$ 7,057.74	$ 2,013.35	$ 8,566	$ 8,428	$ 8,030
Repairs and Minor Changes	2,752.42	503.60	2,200	2,000	1,750
Repairs—Operating Equipment	1,056.00	420.45	1,600	2,000	2,000
Stores Service					
Furnishings & Household Supplies	38.71	2.25	50	550	50
Laundry and Cleaning Supplies	2.11				
Laundry, Cleaning & Waste Removal Services			10	10	10
Medical, Surgical & Laboratory Supplies	8.95	8.95	20	20	20
Office Services	6,964.67	3,245.45	7,000	12,490	8,737
Office Supplies	3,144.40	2,509.25	5,000	6,600	5,555
Other Operating & Maintenance Supplies, N. O.C.	1,049.11	211.15	1,050	1,050	1,050
Postage	1,648.00	735.00	1,800	2,000	1,500
Printing and Other Reproductive Supplies	2,182.78	211.52	2,370	2,370	2,000
Small Tools and Implements	21.30	6.46	25	25	25
Stationery and Forms	8,145.14	972.88	6,600	8,250	7,000
Wearing Apparel	27.75	10.51	30	100	80
Central Duplicating Bureau					
Stationery and Forms	1,179.47	709.68	2,500	2,500	2,280
All Other					
Auto Mileage	35,644.13	15,360.03	40,000	45,136	41,000
Automotive Supplies	4.79				
Communication	778.83	389.40	2,250	2,250	1,750
Criminal Investigation Expense	10,683.65	10,000.00	20,000	20,000	20,000
Insurance—Auto Mileage	4,320.00	1,780.00	5,400	5,400	5,400
Office Services	1,775.58	400.54	1,752	1,752	1,752
Professional and Expert Services	5,590.00	50.00	3,000	3,000	2,000
Reporting and Transcribing	128.55	82.00	500	500	500
Transportation — Local	54.40	35.00	75	75	75
Transportation Services	1.95	38.75	50	10	10
Traveling Expense	1,529.50	495.20	1,500	1,500	1,500
TOTAL MAINTENANCE AND OPERATION	$ 95,789.93	$ 40,191.42	$ 113,348	$ 128,016	$ 114,074

DISTRICT ATTORNEY—Continued

Classification		EXPENDITURES Actual Prior Year 1953-54	Actual Current Year To 12-1-54	Estimated Current Year 1954-55	Requested Fiscal Year 1955-56	Allowed Fiscal Year 1955-56
CAPITAL OUTLAY						
Equipment		$ 6,483.73	$ 2,593.77	$ 15,021	$ 29,800	$ 16,085
Books	$2,000					
1 Camera	247					
16 Chairs	650					
3 Clocks	27					
9 Desks	910					
4 Dictating Machines, Dictator	1,800					
2 Dictating Machines, Transcriber	750					
6 Fans, Electric	180					
15 Filing Cabinets	1,350					
199 Frames, Visible Index	1,701					
9 Indexes, Visible, Rotary	457					
1 Lens	575					
1 Rack, Bookcase	42					
2 Recorders, Tape	937					
1 Stool	20					
1 Technical Investigative Kit	1,761					
2 Telephone Recording Adaptors	118					
1 Time Stamp	250					
1 Tripod	20					
8 Typewriters	2,290					
TOTAL DISTRICT ATTORNEY		$1,552,215.19	$ 545,421.62	$1,632,569	$1,791,098	$1,696,453

County Counsel

Appointive. Renders legal advice to county, township and district officers relative to official duties, represents the county, flood control and all school districts, and the superior and municipal courts in litigation to which they are parties, and in certain prescribed cases defends county and district employees.

APPROPRIATIONS $531,874

Classification	EXPENDITURES Actual Prior Year 1953-54	Actual Current Year To 12-1-54	Estimated Current Year 1954-55	Requested Fiscal Year 1955-56	Allowed Fiscal Year 1955-56
SALARIES AND WAGES	$ 435,965.94	$ 152,789.94	$ 451,500	$ 529,963	$ 529,963
Less Salary Savings				32,248	45,754
SALARIES AND WAGES—NET	$ 435,965.94	$ 152,789.94	$ 451,500	$ 497,715	$ 484,209
MAINTENANCE AND OPERATION					
Mechanical Service					
Auto Service	$ 839.49	$ 164.40	$ 1,264	$ 1,825	$ 1,825
Rent—Office Equipment	18.00				
Repairs and Minor Changes	717.29	87.84	150	353	253
Repairs—Operating Equipment	507.62	136.83	400	525	525
Stores Service					
Advertising Services	71.40		200	200	200
Office Services	1,060.89	729.90	1,420	1,945	1,945
Office Supplies	5,430.00	2,106.87	4,187	6,571	6,571
Postage	986.00	666.00	1,000	2,000	2,000
Printing and Other Reproductive Supplies	884.13	681.48	875	1,800	1,800
Rent—Special Equipment, N. O. C.	60.00	20.00	60	1,710	1,710
Reports and Bulletins—Departmental	2,747.52	282.39	3,700	3,700	3,700
Stationery and Forms	1,050.29	324.97	1,360	1,360	1,360
Central Duplicating Bureau					
Stationery and Forms	1,131.59	745.66	1,200	2,800	2,800
All Other					
Auto Mileage	199.48	195.47	1,045	845	845
Communication	16.05	27.32	28	100	100
Insurance—Auto Mileage	35.00	20.00	60	60	60
Jury Expense	16.00	22.00	300	300	300
Jury Fees	84.00	144.00	200	200	200
Jury Mileage	44.45	105.00	105	200	200
Office Services	33.11	32.96	1,285	565	565
Postage	9.39	1.56	40	25	25
Professional and Expert Services	183.00	35.00	2,500	2,500	2,500
Public Office and Court Service	1,881.81	681.00	1,400	1,600	1,600
Rent—Office Equipment			48	48	48
Repairs and Minor Changes			500	500	
Reporting and Transcribing	1,662.95	819.60	4,000	4,000	4,000
Storage—Motor Vehicles	2.00				
Subsistence and Care of Persons	27.75				
Transportation—Local	325.84	135.00	350	350	350
Transportation Services	7.94		25	25	25
Traveling Expense	1,792.44	658.05	2,000	2,000	2,000
Witness Fees and Expense	127.10	30.80	122	122	122
TOTAL MAINTENANCE AND OPERATION	$ 21,952.53	$ 8,854.10	$ 29,824	$ 38,229	$ 37,629

COUNTY COUNSEL—Continued

Classification		EXPENDITURES Actual Prior Year 1953-54	Actual Current Year To 12-1-54	Estimated Current Year 1954-55	Requested Fiscal Year 1955-56	Allowed Fiscal Year 1955-56
CAPITAL OUTLAY						
Equipment		$ 5,086.42	$ 2,736.82	$ 5,995	$ 10,427	$ 10,036
2 Beehives, Legal Size	$ 10					
2 Bookcase—Bases	18					
6 Bookcase—Sections	120					
2 Bookcase—Tops	18					
Books	1,600					
6 Chairs	330					
8 Desks	1,100					
1 Dictionary, Unabridged	30					
4 Fans	120					
28 Filing Cabinets	2,230					
1 Mimeograph	1,200					
8 Typewriters, Electric	3,260					
TOTAL COUNTY COUNSEL		$ 463,004.89	$ 164,380.86	$ 487,319	$ 546,371	$ 531,874

Public Defender

Appointive. Criminal jurisdiction: the Public Defender is required by the law, upon request or by order of court, to defend all persons financially unable to employ counsel who are charged with any contempt or criminal offense triable in the Superior Court at all stages of the proceedings, including the preliminary examination. Civil jurisdiction: The Public Defender is also required, upon request, in civil cases to represent claimants financially unable to employ counsel, where the sum involved does not exceed $100, and to defend in civil cases where the person is being persecuted or unjustly harassed.

APPROPRIATIONS $275,513

Classification	EXPENDITURES				
	Actual Prior Year 1953-54	Actual Current Year To 12-1-54	Estimated Current Year 1954-55	Requested Fiscal Year 1955-56	Allowed Fiscal Year 1955-56
SALARIES AND WAGES	$ 236,695.02	$ 86,852.32	$ 244,500	$ 293,757	$ 291,513
Less Salary Savings				19,238	26,317
SALARIES AND WAGES—NET	$ 236,695.02	$ 86,852.32	$ 244,500	$ 274,519	$ 265,196
MAINTENANCE AND OPERATION					
Mechanical Service					
Auto Service	$ 3,895.12	$ 1,116.48	$ 4,560	$ 4,400	$ 4,400
Repairs—Operating Equipment	156.49	13.53	80	80	80
Stores Service					
Office Services	221.18	224.00	235	259	259
Office Supplies	471.40	146.25	388	425	425
Postage	150.00	90.00	180	180	180
Stationery and Forms	369.69	162.10	450	550	550
Wearing Apparel				15	7
Central Duplicating Bureau					
Stationery and Forms	137.84	38.37	150	150	80
All Other					
Auto Mileage	1,425.46	687.80	1,745	1,745	1,745
Communication	312.74	90.84	350	350	350
Insurance—Auto Mileage	195.00	100.00	240	240	240
Office Services	2.75	10.00	10		
Postage	.37				
Professional and Expert Services			300	300	300
Public Office and Court Service	125.00				
Reporting and Transcribing			15	15	15
Reports and Bulletins—Departmental		.37	1		
Subsistence and Care of Persons	4.00	5.00	5		
Transportation—Local	126.00		60	60	60
Traveling Expense	77.30	55.90	200	200	200
TOTAL MAINTENANCE AND OPERATION	$ 7,670.34	$ 2,740.64	$ 8,969	$ 8,969	$ 8,891
CAPITAL OUTLAY					
Equipment	$ 328.44	$ 716.25	$ 1,068	$ 1,771	$ 1,426
2 Bookcase—Bases	$ 18				
8 Bookcase—Sections	160				
2 Bookcase—Tops	18				
Books	350				
4 Chairs	360				
3 Desks	265				
2 Lockers	70				
1 Typewriter	185				
TOTAL PUBLIC DEFENDER	$ 244,693.80	$ 90,309.21	$ 254,537	$ 285,259	$ 275,513

Civil Service Commission

Created by Charter, with Commissioners appointed by the Board of Supervisors. The Civil Service Commission is responsible for the following: classification and determination of the duties of all positions in the classified service, recruiting of employees, training programs for County employees, fixing standards of performance efficiency, and the handling of such inservice matters as payroll checking, transfers, leaves of absence, efficiency ratings and separations from service. The Commission also performs many of the above services for various cities, on a contract basis.

APPROPRIATIONS $888,827

Classification	EXPENDITURES Actual Prior Year 1953-54	Actual Current Year To 12-1-54	Estimated Current Year 1954-55	Requested Fiscal Year 1955-56	Allowed Fiscal Year 1955-56
SALARIES AND WAGES	$ 639,730.16	$ 234,730.92	$ 707,800	$ 979,919	$ 931,926
Deductions					
Salary Savings	$	$	$	$	$ 99,149
Service Charges					79,335
Total Deductions	$	$	$	$	$ 178,484
SALARIES AND WAGES—NET	$ 639,730.16	$ 234,730.92	$ 707,800	$ 979,919	$ 753,442
MAINTENANCE AND OPERATION					
Mechanical Service					
Auto Service	$ 833.30	$ 333.64	$ 1,200	$ 1,120	$ 1,120
Rent—Office Equipment	20.00		61	61	61
Repairs and Minor Changes	824.18		100	100	100
Repairs — Operating Equipment	792.65	416.29	850	775	775
Transportation Services	183.81		100	100	100
Stores Service					
Advertising Services	24,425.33	6,102.52	20,000	30,500	30,500
Clerical, Household and Other N.O.C.	99.45				
Educational and Recreational Supplies	305.62	172.38	465	705	405
Educational Services	19.94	7.94	25	40	40
Furnishings and Household Supplies			13		
Laundry, Cleaning and Waste Removal Services	9.10		4	15	15
Office Services	949.01	240.12	938	1,003	1,003
Office Supplies	1,990.54	1,176.56	2,875	2,935	2,660
Other Operating and Maintenance Supplies, N. O. C.	17.06	3.68	10	10	10
Postage	1,401.60	637.00	3,000	5,150	5,150
Printing & Other Reproductive Supplies	4,037.83	1,834.33	3,500	3,550	3,550
Rent—Office Equipment	1,440.00	480.00	9,430	19,150	19,150
Repairs—Operating Equipment	37.38	12.62	50	50	50
Reporting and Transcribing	366.95	184.36	500	500	500
Reports and Bulletins—Departmental	12,841.92	3,716.72	15,500	18,150	18,150
Small Tools and Implements	6.80		25	25	25
Stationery and Forms	5,735.02	1,899.11	8,000	11,800	10,740
Transportation Services			910	700	700
Central Duplicating Bureau					
Stationery and Forms	8,993.85	2,473.14	4,400	3,900	3,900

CIVIL SERVICE COMMISSION—Continued

Classification	Actual Prior Year 1953-54	Actual Current Year To 12-1-54	Estimated Current Year 1954-55	Requested Fiscal Year 1955-56	Allowed Fiscal Year 1955-56
			EXPENDITURES		
MAINTENANCE AND OPERATION—Contd.					
All Other					
Auto Mileage	1,526.13	566.63	1,800	1,800	1,800
Communication				100	100
Cooperative Testing	61.79	1.96	100	3,500	
Educational Services	1,262.50	79.00	1,250	2,500	2,275
Insurance—Auto Mileage	300.00	100.00	330	360	360
Office Services	248.74	78.96	315	1,375	1,310
Other Operating and Maintenance Supplies, N. O. C.	16.16				
Postage	10.47	86.56	662	1,154	1,144
Professional and Expert Services	660.00	220.00	620	720	720
Rent—Buildings and Offices	15.30				
Special Services			1,700		
Transportation—Local	113.00	25.00	100	100	100
Transportation Services	1.56	6.96	25	25	25
Traveling Expense	2,135.70	213.14	3,350	3,585	3,585
TOTAL MAINTENANCE AND OPERATION	**$ 71,682.69**	**$ 21,068.62**	**$ 82,208**	**$ 115,558**	**$ 110,123**
CAPITAL OUTLAY					
Equipment	**$ 3,763.10**	**$ 927.65**	**$ 13,829**	**$ 28,300**	**$ 25,262**
1 Blackboard	$ 60				
Books	250				
2 Break Detonators	100				
75 Chairs	2,072				
2 Clinic Sets	510				
4 Desk Companions	200				
24 Desks	2,415				
13 Dictating Machines, Dictator	5,850				
5 Dictating Machines, Transcriber	1,875				
3 Fans	195				
1 File, Tub	2,000				
28 Filing Cabinets	3,425				
2 Magno Saf-T Boards	140				
2 Microphones	195				
1 Multigraph Machine	1,500				
2 Racks	70				
1 Reader, Microfilm	410				
13 Stands, Dictating Machine	260				
2 Stands, Typewriter	90				
3 Stop Watches	45				
8 Tables	545				
1 Telebinocular	1,425				
7 Typewriters	1,560				
1 Wiring Unit	70				
TOTAL CIVIL SERVICE COMMISSION	**$ 715,175.95**	**$ 256,727.19**	**$ 803,837**	**$1,123,777**	**$ 888,827**

Blueprint Service

This appropriation includes the total cost of operating the County Surveyor's Blueprint plant. Various county maps and records are reproduced at cost for departments of the County, private surveyors, engineers and the general public.

Classification	EXPENDITURES				
	Actual Prior Year 1953-54	Actual Current Year To 12-1-54	Estimated Current Year 1954-55	Requested Fiscal Year 1955-56	Allowed Fiscal Year 1955-56
MAINTENANCE AND OPERATION					
Salaries and Wages	$ 67,376.15	$ 24,064.76	$ 77,000	$ 92,708	$ 92,708
Services and Supplies	37,971.87	12,457.77	55,000	70,560	70,560
TOTAL MAINTENANCE AND OPERATION	$ 105,348.02	$ 36,522.53	$ 132,000	$ 163,268	$ 163,268
Less Service Charges	113,687.49	36,566.92	132,000	163,268	163,268
TOTAL BLUEPRINT SERVICE—NET	$Cr. 8,339.47	$Cr. 44.39	$	$	$

County Engineer

Appointive. Duties include title searching and property appraisal; designing and inspecting construction of sanitary sewers and storm drains; investigating and disposal of industrial waste; administration and operation of the County Water Works Districts; preparation of plans and supervision of the construction of County buildings; development and operation of airports; administering the provisions of the building, electrical, and plumbing ordinances in the unincorporated territory, including the checking of building plans for structural strength and safety, inspecting construction, examining and licensing plumbers and electricians; and doing such other engineering work as required by the Board of Supervisors.

APPROPRIATIONS $5,480,452

Classification	EXPENDITURES Actual Prior Year 1953-54	Actual Current Year To 12-1-54	Estimated Current Year 1954-55	Requested Fiscal Year 1955-56	Allowed Fiscal Year 1955-56
SALARIES AND WAGES	$4,113,558.44	$1,796,934.63	$4,446,200	$8,581,528	$8,033,815
Deductions					
Salary Savings	$	$	$	$ 816,250	$ 853,671
Service Charges				2,150,593	2,248,233
Total Deductions	$	$	$	$2,966,843	$3,101,904
SALARIES AND WAGES—NET	$4,113,558.44	$1,796,934.63	$4,446,200	$5,614,685	$4,931,911
MAINTENANCE AND OPERATION					
Mechanical Service					
Auto Service	$ 75,657.55	$ 33,606.78	$ 95,000	$ 105,272	$ 104,172
Repairs and Minor Changes	8,939.66	1,823.61	5,500	5,000	5,000
Repairs—Operating Equipment	3,756.98	1,989.11	5,000	4,000	4,000
Stores Service					
Analyzing, Testing and Weighing Services	1,499.26	739.27	1,800	1,800	1,800
Food and Provisions		81.55	500	1,000	700
Furnishings and Household Supplies	630.93	160.35	400	400	400
Inventory	Cr. 11,631.46				
Laundry and Cleaning Supplies	64.48	72.05	180	200	185
Laundry, Cleaning and Waste Removal Services	39.08	115.83	300	100	100
Medical, Surgical and Laboratory Supplies	587.47	677.10	1,600	1,600	1,600
Office Services	7,860.71	2,295.31	18,600	64,500	64,500
Office Supplies	27,256.93	9,323.92	22,500	24,000	24,000
Other Operating and Maintenance Supplies, N. O. C.	16,851.60	4,910.55	20,500	24,000	24,000
Postage	4,601.98	1,539.53	4,000	4,000	4,000
Printing & Other Reproductive Supplies	4,724.07	1,199.57	3,000	3,500	3,500
Rent—Office Equipment	20,694.59	8,238.76	20,700	26,742	26,742
Rent—Special Equipment, N. O. C.	37.50				
Repairs — Operating Equipment	1,336.16	974.12	2,500	3,500	3,500
Reports & Bulletins—Departmental	583.03	131.46	1,500	2,300	2,300
Small Tools and Implements	4,069.92	774.48	7,500	10,000	10,000
Stationery and Forms	19,221.75	10,590.03	22,000	22,000	22,000
Suspense		3,954.68			
Transportation Services		3.64			
Wearing Apparel	25.42				
Central Duplicating Bureau					
Stationery and Forms	7,420.01	1,582.49	4,500	5,000	5,000
All Other					
Analyzing, Testing and Weighing Services	13,422.30	1,656.23	21,000	31,000	31,000
Auto Mileage	103,322.16	42,482.49	110,000	134,050	127,648
Automotive Supplies	2.31				
Auto Service	24,496.65				
Communication	178.83	142.05	250	200	200
Food and Provisions		32.03	65	100	100
Furnishings and Household Supplies	320.98				
Insurance—Auto Mileage	12,300.00	5,295.00	13,000	15,660	15,060
Inventory	18,397.53				
Laundry and Cleaning Supplies	43.89				

COUNTY ENGINEER—Continued

Classification	EXPENDITURES Actual Prior Year 1953-54	Actual Current Year To 12-1-54	Estimated Current Year 1954-55	Requested Fiscal Year 1955-56	Allowed Fiscal Year 1955-56
MAINTENANCE AND OPERATION—Continued					
All Other—Continued					
Laundry, Cleaning and Waste Removal Services	34.39	5.25	20	20	20
Medical, Surgical and Laboratory Supplies	417.28				
Office Machine Maintenance	143.00		404		
Office Services	69,771.11	33,369.54	94,500	105,000	105,000
Office Supplies	10,613.22	19.03	50	50	50
Other Operating and Maintenance Supplies, N. O. C.	1,235.23	15.11	20,040	20,040	20,040
Postage	4,231.17	797.80	1,020	20	20
Printing and Other Reproductive Supplies	2,418.50				
Professional and Expert Services	900.00		30,000		
Public Office and Court Service	5,083.70	1,779.02	4,600	4,600	4,600
Rent—Buildings and Offices	11,362.32	2,840.58	11,362	11,362	11,362
Rent—Office Equipment	10,059.18				
Repairs and Minor Changes	5,154.82	250.30	300		
Repairs—Operating Equipment	2,009.05	62.56	206	100	100
Reports and Bulletins—Departmental	497.95				
Small Tools and Implements	712.13	3.81	10	10	10
Stationery and Forms	8,623.10				
Subsistence and Care of Persons	4,687.21	2,803.20	6,800	5,064	5,064
Transportation—Local	335.18	90.00	360	480	480
Traveling Expense	2,077.26	1,211.35	2,400	3,402	3,264
Wearing Apparel	9.06				
TOTAL MAINTENANCE AND OPERATION	**$ 507,087.13**	**$ 177,639.54**	**$ 553,967**	**$ 640,072**	**$ 631,517**
Less Service Charges	189,924.43	46,926.41	147,400	203,479	203,559
TOTAL MAINTENANCE AND OPERATION—NET	**$ 317,162.70**	**$ 130,713.13**	**$ 406,567**	**$ 436,593**	**$ 427,958**
CAPITAL OUTLAY					
Equipment	**$ 76,337.40**	**$ 24,666.19**	**$ 115,000**	**$ 177,217**	**$ 120,583**
3 Adding Machines	$ 1,450				
1 Altimeter	300				
2 Bases	100				
3 Benches with Sinks	2,212				
1 Blue Print Machine	10,250				
6 Bookcase—Bases	52				
10 Bookcase—Sections	191				
7 Bookcase—Tops	62				
1 Bookcase and File Combination	250				
8 Bookcases	455				
Books	790				
2 Bulletin Boards	80				
9 Cabinets, Wood	639				
2 Cabinets, Floor Case	466				
2 Cabinets, Roller Shelf	700				
4 Cabinets, Storage	230				
4 Cabinets, Wardrobe	220				
20 Calculating Machines	12,975				
2 Carriers, Powered	500				
2 Cases, Metal	1,234				
219 Chairs	6,455				
1 Clinometer	40				
16 Clocks, Electric	144				
1 Colorimeter, Photo-Electric	353				
1 Cooler, Air	125				
1 Copying Machine	325				
6 Costumers	120				
3 Couches	100				
4 Cupboards, Steel	732				
95 Desks	9,574				
1 Detacher—Burster, w/cutters	1,300				
2 Developers, Electric	675				

COUNTY ENGINEER—Continued

Classification		EXPENDITURES Actual Prior Year 1953-54	Actual Current Year To 12-1-54	Estimated Current Year 1954-55	Requested Fiscal Year 1955-56	Allowed Fiscal Year 1955-56
CAPITAL OUTLAY—Continued						
Equipment—Continued						
1 Dictating Machine, Dictator	450					
1 Dictating Machine, Transcriber	375					
3 Dinette Set	240					
1 Distilling Apparatus, Water	115					
9 Drafting Machines	900					
6 Fans, Electric	180					
4 Files, Kardex	1,020					
39 Files, Map	5,263					
5 Files, Tabulating	1,200					
20 Files, Transfile	160					
2 Files, Wood	176					
104 Filing Cabinets	9,385					
1 Frame, Exposure	200					
1 Glass, Magnifying, w/stand	14					
1 Glass, Reducing	10					
1 Grinder, Electric	60					
1 Instrument, Lettering	150					
1 Jogger, Paper, Electric	175					
66 Lamps, Desk	1,320					
3 Lamps, Drafting	60					
2 Levels, Dumpy	800					
2 Measuring Wheels, Map	15					
1 Meter, Power Factor	125					
1 Meter, Photo-electric Brightness	350					
4 Nests of Drawers	286					
1 Pantograph, Suspended	500					
4 Pantographs, Tables	60					
3 Photocopiers, w/Case and Timer	375					
1 Pipe Locator	200					
1 Planimeter	80					
18 Racks, Book	4,164					
3 Racks, Map	515					
6 Racks, Plan	180					
4 Radio Telephones, Portable	1,400					
6 Radios, Mobile Unit	2,550					
1 Refrigerator, Electric	250					
3 Saws, Electric	1,185					
1 Scale	30					
1 Set, Vanity w/Mirror and Chair	50					
Shelving	3,863					
1 Sink	15					
1 Stand, Adding Machine	40					
2 Stands, Telephone	45					
5 Stands, Typewriter	225					
4 Steps, Safety Steel	160					
2 Stirrers, Electric	69					
73 Stools	3,083					
59 Tables	4,496					
23 Tables, Drafting	4,255					
4 Tapes, Measuring	800					
1 Tester, Hydrogen Sulfide	53					
1 Theodolite	2,500					
2 Tops, Map Rack	87					
5 Transits	4,000					
5 Trucks, Hand	240					
23 Typewriters	5,515					
1 Validating Machine	780					
2 Varitypes	2,540					
1 Viewer, Film Reader	150					
TOTAL COUNTY ENGINEER		**$4,507,058.54**	**$1,952,313.95**	**$4,967,767**	**$6,228,495**	**$5,480,452**

Regional Planning Commission

The Regional Planning Commission advises the Board of Supervisors in matters concerning the physical development of the County as authorized by the Government Code, prepares and administers Master Plans, administers the County subdivision and zoning ordinances, and co-ordinates County public works projects and the street naming program.

APPROPRIATIONS $570,024

Classification	EXPENDITURES Actual Prior Year 1953-54	Actual Current Year To 12-1-54	Estimated Current Year 1954-55	Requested Fiscal Year 1955-56	Allowed Fiscal Year 1955-56
SALARIES AND WAGES	$ 456,616.53	$ 160,627.11	$ 480,400	$ 570,557	$ 564,979
Deductions					
Salary Savings	$	$	$	$ 24,900	$ 29,396
Service Charges					8,124
Total Deductions	$	$	$	$ 24,900	$ 37,520
SALARIES AND WAGES—NET	$ 456,616.53	$ 160,627.11	$ 480,400	$ 545,657	$ 527,459
MAINTENANCE AND OPERATION					
Mechanical Service					
Auto Service	$ 3,779.01	$ 894.15	$ 3,960	$ 4,185	$ 4,175
Rent—Office Equipment	23.00		20		
Repairs and Minor Changes	428.69	8.06	330	500	500
Repairs—Operating Equipment	452.34	147.12	600	600	600
Stores Service					
Advertising Services	381.01	142.85	550	550	550
Educational and Recreational Supplies	72.83	16.25	120	120	120
Medical, Surgical and Laboratory Supplies			20	20	20
Office Services	1,324.14	469.76	1,566	1,995	1,520
Office Supplies	2,207.49	600.40	2,500	2,500	2,400
Other Operating & Maintenance Supplies, N. O. C.		2.57	10	10	10
Postage	2,529.80	630.00	4,000	4,000	4,000
Printing & Other Reproductive Supplies	1,064.92	656.60	2,000	2,100	2,000
Rent—Office Equipment	77.63	80.00	160	160	
Repairs—Operating Equipment			50	50	
Reports and Bulletins—Departmental	717.84	632.43	5,400	3,700	3,700
Stationery and Forms	903.33	466.32	1,725	1,800	1,500
Central Duplicating Bureau					
Stationery and Forms	1,820.11	56.30	350	350	300
All Other					
Auto Mileage	4,351.18	1,550.90	5,100	6,920	6,920
Communication	3.32		10	10	10
Insurance—Auto Mileage	665.00	265.00	840	900	840
Office Services	3,152.70	928.90	4,000	4,000	3,900
Office Supplies			10	10	
Postage	1.30	14.73	70	70	40
Rent—Office Equipment			25	25	
Subsistence & Care of Persons	8.75		100	100	100
Transportation—Local	35.40	18.00	54	60	60
Traveling Expense	1,780.80	865.35	2,000	2,655	2,600
TOTAL MAINTENANCE AND OPERATION	$ 25,780.59	$ 8,445.69	$ 35,570	$ 37,390	$ 35,865

REGIONAL PLANNING COMMISSION—Continued

Classification		EXPENDITURES Actual Prior Year 1953-54	Actual Current Year To 12-1-54	Estimated Current Year 1954-55	Requested Fiscal Year 1955-56	Allowed Fiscal Year 1955-56
CAPITAL OUTLAY						
Equipment		$ 3,013.36	$ 9.27	$ 2,157	$ 7,618	$ 6,700
1 Adding Machine	$ 425					
Books	50					
1 Bookcase	200					
12 Chairs	769					
2 Desks	250					
1 Dictating Machine	375					
14 Filing Cabinets	835					
5 Panels, Wallboard	132					
1 Rack, Map	100					
3 Stools, Drafting	129					
1 Table, Conference	630					
5 Tables	180					
2 Tables, Drafting	600					
1 Transcriber	375					
5 Typewriters	1,650					
TOTAL REGIONAL PLANNING COMMISSION		$ 485,410.48	$ 169,082.07	$ 518,127	$ 590,665	$ 570,024

Registrar of Voters

Appointive. The duties of the Registrar of Voters are as follows: To register as voters all eligible persons wishing to be registered, residing in Los Angeles County. To conduct all state and county elections, as well as elections held in unincorporated portions of the county. To check initiative, referendum, nominative and recall petitions. The following items are mandatory: Advertising and publishing notices; postage on sample ballots; sample ballots and report forms; ballot paper.

APPROPRIATIONS $2,218,142

Classification	EXPENDITURES Actual Prior Year 1953-54	Actual Current Year To 12-1-54	Estimated Current Year 1954-55	Requested Fiscal Year 1955-56	Allowed Fiscal Year 1955-56
SALARIES AND WAGES	$ 909,702.63	$ 452,678.57	$1,136,700	$1,727,235	$1,427,632
Deductions					
Salary Savings	$	$	$	$ 187,520	$ 119,451
Service Charges				3,475	3,500
Total Deductions	$	$	$	$ 190,995	$ 122,951
SALARIES AND WAGES—NET	$ 909,702.63	$ 452,678.57	$1,136,700	$1,536,240	$1,304,681
MAINTENANCE AND OPERATION					
Registration of Voters					
Mechanical Service					
Auto Service	$ 1,788.80	$ 529.73	$ 1,690	$ 1,607	$ 1,607
Furnishings and Household Supplies	882.51				
Other Operating & Maintenance Supplies, N. O. C.	75,094.23				
Rent—Office Equipment	94.00				
Repairs and Minor Changes	1,527.74	389.34	877	1,000	1,000
Repairs—Operating Equipment	427.91	71.27	651	500	500
Stores Service					
Furnishings and Household Supplies	173.76	10.49	168	165	165
Laundry and Cleaning Supplies	.88		32	10	10
Laundry, Cleaning & Waste Removal Services		1.37	18	34	34
Office Services	476.25	211.00	548	475	475
Office Supplies	8,540.14	941.71	8,033	10,861	8,500
Other Operating & Maintenance Supplies, N. O. C.	4,350.68	2,201.62	3,400	3,956	3,956
Postage	190.12	600.00	930	190	190
Printing and Other Reproductive Supplies	1,573.01	932.22	1,321	1,641	1,641
Rent—Office Equipment	62,095.49	18,613.47	84,624	108,231	90,630
Repairs—Operating Equipment	3.50		10	4	4
Small Tools and Implements	38.39	2.31	29	76	76
Stationery and Forms	23,566.54	7,448.65	14,294	25,150	25,150
Central Duplicating Bureau					
Stationery and Forms	804.95	322.77	872	1,311	1,060
All Other					
Communication				4	4
Office Services	8,111.66	471.34	6,874	9,371	9,271
Other Operating and Maintenance Supplies, N. O. C.		4,131.63	19,159	52,809	52,809
Postage	3,413.64	3,171.05	3,514	3,460	3,460
Rent—Office Equipment				100	100
Subsistence & Care of Persons	4.35		15	4	4
Transportation—Local	43.85	15.05	45	50	50
Transportation Services	106.32	45.42	104	120	120
Traveling Expense	174.80		300	250	250
Total Registration of Voters	$ 193,483.52	$ 40,110.44	$ 147,508	$ 221,379	$ 201,066

REGISTRAR OF VOTERS—Continued

Classification	Actual Prior Year 1953-54	Actual Current Year To 12-1-54	Estimated Current Year 1954-55	Requested Fiscal Year 1955-56	Allowed Fiscal Year 1955-56
		EXPENDITURES			
MAINTENANCE AND OPERATION—Continued					
General Election					
Mechanical Service					
Auto Service	$	$ 544.92	$ 3,736	$	$
Repairs and Minor Changes			184		
Repairs—Operating Equipment		8.94	25		
Stores Service					
Advertising Services		2,947.00	2,947		
Furnishings and Household Supplies		77.96	78		
Index to Great Register		22,805.06	23,255		
Office Services		5.00	5		
Office Supplies		2,165.98	2,673		
Other Operating & Maintenance Supplies, N. O. C.		500.93	2,591		
Postage			1,270		
Printing & Other Reproductive Supplies		1,335.89	1,583		
Rent—Office Equipment		1,515.00	1,733		
Repairs—Operating Equipment			13		
Small Tools and Implements		7.72	8		
Stationery and Forms		106,297.09	168,710		
Transportation Services		1,392.93	34,771		
Central Duplicating Bureau					
Stationery and Forms		1,638.42	1,995		
All Other					
Auto Mileage			597		
Office Services		204.80	205		
Other Operating and Maintenance Supplies, N. O. C.			15		
Postage		50,471.41	60,568		
Professional and Expert Services		895.73	896		
Rent—Buildings and Offices			30		
Rent—Office Equipment			340		
Transportation—Local		26.30	37		
Transportation Services		2.34	24		
Total General Election	$	$ 192,843.42	$ 308,289	$	$
Consolidated Primary Election					
Mechanical Service					
Auto Service	$ 2,743.31	$	$	$ 4,449	$ 4,449
Other Operating & Maintenance Supplies, N. O.C.	24.94				
Rent—Office Equipment	126.00				
Repairs and Minor Changes	361.99			359	359
Repairs—Operating Equipment	40.30			200	100
Stores Service					
Advertising Services	10,017.38			10,717	10,717
Furnishings & Household Supplies	74.75			80	80
Index to Great Register	221,757.75			312,325	312,325
Office Services	27.50			63	63
Office Supplies	2,573.27			4,312	3,226
Other Operating & Maintenance Supplies, N. O. C.	4,954.80			4,020	4,020
Postage	440.00			680	680
Printing & Other Reproductive Supplies	2,798.19			2,970	2,970
Rent—Office Equipment	2,325.50			2,095	2,095
Rent—Special Equipment—N. O. C.	17.50				
Repairs—Operating Equipment				50	50
Small Tools and Implements				8	8
Stationery and Forms	221,445.06			239,959	239,959
Transportation Services	43,223.38			36,526	36,526
Central Duplicating Bureau					
Stationery and Forms	1,032.34			1,830	1,830

REGISTRAR OF VOTERS—Continued

Classification	EXPENDITURES Actual Prior Year 1953-54	Actual Current Year To 12-1-54	Estimated Current Year 1954-55	Requested Fiscal Year 1955-56	Allowed Fiscal Year 1955-56
MAINTENANCE AND OPERATION—Continued					
Consolidated Primary Election—Continued					
All Other					
Auto Mileage	515.60			516	516
Communication				10	10
Office Services	31.04			100	75
Other Operating and Maintenance Supplies, N. O. C.				25	25
Postage	41,423.11			46,757	46,757
Professional and Expert Services				900	900
Rent—Buildings and Offices	30.00			30	30
Rent—Special Equipment, N. O. C.				162	162
Subsistence and Care of Persons				10	10
Transportation—Local	85.50			86	86
Transportation Services	7.55			25	25
Total Consolidated Primary Election	**$ 556,076.76**	**$**	**$**	**$ 669,264**	**$ 668,053**
Special Elections					
Mechanical Service					
Auto Service	$ 608.34	$ 27.91	$ 344	$ 608	$ 608
Rent—Office Equipment	96.00				
Repairs and Minor Changes				47	47
Repairs—Operating Equipment	47.20				
Stores Service					
Advertising Services	225.39		25	225	225
Furnishings and Household Supplies	44.80	77.78	78	78	78
Office Services	170.00		40	170	170
Office Supplies	345.87	11.10	382	472	472
Other Operating & Maintenance Supplies, N. O. C.	7.57		78	108	108
Postage	40.00		50	80	80
Printing and Other Reproductive Supplies	452.83	3.71	250	453	453
Rent—Office Equipment	99.00		3,210	99	99
Stationery and Forms	15,299.20	1,648.36	18,577	14,561	14,561
Transportation Services	2,700.71		2,662	2,701	2,701
Central Duplicating Bureau					
Stationery and Forms	690.53		250	410	410
All Other					
Auto Mileage	71.76		10	72	72
Office Services	5,021.10	2,389.73	8,773	8,000	8,000
Other Operating and Maintenance Supplies, N. O. C.			10		
Postage	17,256.90	3,295.13	16,003	17,257	17,257
Rent—Office Equipment				96	96
Subsistence and Care of Persons			10		
Transportation—Local			10		
Total Special Elections	**$ 43,177.20**	**$ 7,453.72**	**$ 50,762**	**$ 45,437**	**$ 45,437**
TOTAL MAINTENANCE AND OPERATION	**$ 792,737.48**	**$ 240,407.58**	**$ 506,559**	**$ 936,080**	**$ 914,556**
Less Service Charges	6,234.32	965.30		5,625	5,600
TOTAL MAINTENANCE AND OPERATION—NET	**$ 786,503.16**	**$ 239,442.28**	**$ 506,559**	**$ 930,455**	**$ 908,956**

REGISTRAR OF VOTERS—Continued

Classification		EXPENDITURES Actual Prior Year 1953-54	Actual Current Year To 12-1-54	Estimated Current Year 1954-55	Requested Fiscal Year 1955-56	Allowed Fiscal Year 1955-56
CAPITAL OUTLAY						
Equipment		$ 54,233.71	$ 1,393.21	$ 7,850	$ 21,415	$ 4,505
1 Bookcase—Base	$ 9					
3 Bookcase—Sections	60					
1 Bookcase—Top	9					
2 Cabinets, Control Panel	110					
5 Chairs	160					
1 Desk	175					
4 Fans	120					
11 Filing Cabinets	1,685					
1 Jogger, Electric	80					
1 Mailing Machine	1,300					
2 Sealers, Gummed Paper	70					
7 Stools	84					
2 Tables	165					
2 Trays, Filing	88					
2 Typewriters	390					
TOTAL REGISTRAR OF VOTERS		**$1,750,439.50**	**$ 693,514.06**	**$1,651,109**	**$2,488,110**	**$2,218,142**

Election Expense—Supervisors

The County Board of Supervisors canvasses and declares results of elections, other than city and school; changes boundaries of election precincts; selects and pays election precinct officers; pays other expenses of general, primary and special elections. The compensation of election officers is a mandatory item of this budget.

APPROPRIATIONS $930,123

Classification	EXPENDITURES				
	Actual Prior Year 1953-54	Actual Current Year To 12-1-54	Estimated Current Year 1954-55	Requested Fiscal Year 1955-56	Allowed Fiscal Year 1955-56
MAINTENANCE AND OPERATION					
General Elections					
Central Duplicating Bureau	$	$	$ 25	$	$
Compensation of Election Officers		721,275.00	735,150		
Insurance—Liability	1,630.28	1,380.28	1,400		
Laundry, Cleaning and Waste Removal Services		5,803.00	5,600		
Postage			25		
Rent—Buildings and Offices		120,930.00	129,375		
Stationery and Forms			25		
Total General Elections	**$ 1,630.28**	**$ 849,388.28**	**$ 871,600**	**$**	**$**
Consolidated Primary Election					
Central Duplicating Bureau	$ 241.25	$	$	$ 250	$ 250
Compensation of Election Officers	730,401.00			737,958	737,958
Insurance—Liability				2,000	1,500
Laundry, Cleaning and Waste Removal Services	5,943.00			6,000	5,600
Postage				25	25
Rent—Buildings and Offices	116,610.00			144,915	129,915
Stationery and Forms				25	25
Total Consolidated Primary Election	**$ 853,195.25**	**$**	**$**	**$ 891,173**	**$ 875,273**
Special Elections					
Advertising Services	$ 1,313.54	$ 1,064.06	$ 1,500	$ 3,000	$ 3,000
Compensation of Election Officers	29,770.00	347.00	30,000	40,000	40,000
Insurance—Liability			500	1,000	1,000
Laundry, Cleaning and Waste Removal Services	754.00		750	850	850
Rent—Buildings and Offices	6,310.00	90.00	7,500	10,000	10,000
Total Special Elections	**$ 38,147.54**	**$ 1,501.06**	**$ 40,250**	**$ 54,850**	**$ 54,850**
TOTAL ELECTION EXPENSE—SUPERVISORS	**$ 892,973.07**	**$ 850,889.34**	**$ 911,850**	**$ 946,023**	**$ 930,123**

Municipal Courts -- Summary

Established pursuant to uniform system of inferior courts provided by Assembly Constitutional Amendment Number 49 approved by electorate at 1950 General Election. Regulation, procedure and jurisdiction of municipal courts are governed by Municipal and Justice Court Act of 1949, Act 1880, Deering's General Laws. Municipal courts operate in judicial districts of over 40,000 population; these districts are created by the Board of Supervisors pursuant to Act 3906, Deering's General Laws. The salaries and number of judges are established by Section 12.5, Act 5238, Deering's General Laws. The salaries and number of clerks and attaches in each municipal court are fixed by Act 4475, Deering's General Laws. All expenses of municipal courts are a charge against the County The County has no budgetary jurisdiction over the number of attaches, judges, or their salaries, nor over such mandatory expense items as interpreter's fees, jury fees, and mileage, reporting and transcribing fees, witness fees and expenses.

By General Classification	Requested	Allowed
Salaries and Wages	$3,794,455	$3,583,891
Maintenance and Operation	748,995	699,068
Capital Outlay	120,462	74,239
TOTAL	**$4,663,912**	**$4,357,198**
By Judicial Districts		
Alhambra	$ 116,845	$ 103,218
Beverly Hills	115,998	109,486
Burbank	110,464	108,226
Citrus	65,782	64,470
Compton	155,100	141,436
Downey	68,460	67,936
East Los Angeles	121,007	112,064
El Monte	67,011	64,119
Glendale	107,657	99,239
Inglewood	124,204	121,112
Long Beach	271,323	264,987
Los Angeles	2,438,086	2,245,085
Los Cerritos	81,814	61,468
Pasadena	168,468	164,207
San Antonio	154,614	151,245
San Jose	60,102	59,490
Santa Anita	52,805	51,464
Santa Monica	115,096	113,873
South Bay	132,804	125,638
South Gate	65,979	60,392
Whittier	70,293	68,043
TOTAL	**$4,663,912**	**$4,357,198**

Municipal Court, Alhambra Judicial District

APPROPRIATIONS $103,218

Classification	Actual Prior Year 1953-54	Actual Current Year To 12-1-54	Estimated Current Year 1954-55	Requested Fiscal Year 1955-56	Allowed Fiscal Year 1955-56
			EXPENDITURES		
SALARIES AND WAGES	$ 78,767.20	$ 28,743.00	$ 89,500	$ 99,336	$ 92,424
Less Salary Savings				984	1,688
SALARIES AND WAGES—NET	$ 78,767.20	$ 28,743.00	$ 89,500	$ 98,352	$ 90,736
MAINTENANCE AND OPERATION					
Mechanical Service					
Repairs and Minor Changes	$ 21.66	$ 62.27	$ 150	$ 350	$ 150
Repairs—Operating Equipment	5.37	5.23	100	100	100
Stores Service					
Furnishings and Household Supplies	11.88			50	50
Laundry and Cleaning Supplies	2.78				
Medical, Surgical and Laboratory Supplies	4.40				
Office Services	201.00	138.50	300	400	375
Office Supplies	848.29	126.88	600	700	500
Other Operating & Maintenance Supplies, N. O. C.				100	
Postage	266.60	45.00	500	600	300
Printing & Other Reproductive Supplies	10.64				
Stationery and Forms	20.60		150	800	651
Central Duplicating Bureau					
Stationery and Forms	37.82	23.33	200	250	150
Courts					
Jury Expense			200	200	100
Jury Fees	2,805.00	804.00	4,000	4,000	3,500
Jury Mileage	360.60	102.30	500	500	400
Professional and Expert Services	50.00		100	200	100
Reporting and Transcribing	2,770.00	1,065.30	4,000	5,000	4,000
Witness Fees and Expense	29.20		100	100	100
All Other					
Auto Mileage			10	100	10
Office Services	2.08				
Stationery and Forms		14.75	15	50	
TOTAL MAINTENANCE AND OPERATION	$ 7,447.92	$ 2,387.56	$ 10,925	$ 13,500	$ 10,486
CAPITAL OUTLAY					
Equipment	$ 530.51	$ 307.65	$ 620	$ 4,993	$ 1,996
Books $ 200					
14 Chairs 215					
2 Clocks, Electric 18					
1 Counter 903					
2 Desks 300					
3 Tables 165					
1 Typewriter 195					
TOTAL MUNICIPAL COURT—ALHAMBRA JUDICIAL DISTRICT	$ 86,745.63	$ 31,438.21	$ 101,045	$ 116,845	$ 103,218

Municipal Court, Beverly Hills Judicial District

APPROPRIATIONS $109,486

Classification	Actual Prior Year 1953-54	Actual Current Year To 12-1-54	Estimated Current Year 1954-55	Requested Fiscal Year 1955-56	Allowed Fiscal Year 1955-56
			EXPENDITURES		
SALARIES AND WAGES	$ 86,401.41	$ 32,188.86	$ 92,900	$ 101,836	$ 97,130
Less Salary Savings				739	1,648
SALARIES AND WAGES—NET	$ 86,401.41	$ 32,188.86	$ 92,900	$ 101,097	$ 95,482
MAINTENANCE AND OPERATION					
Mechanical Service					
Rent—Office Equipment	$ 14.00	$	$	$	$
Repairs and Minor Changes	91.58	580.07	581	350	350
Repairs—Operating Equipment	10.82		150	50	50
Stores Service					
Furnishings and Household Supplies	4.02				
Office Services	159.00	69.50	300	300	250
Office Supplies	796.56	144.77	800	700	700
Postage	275.00	40.00	250	350	300
Printing and Other Reproductive Supplies	2.31				
Stationery and Forms	44.64		150	1,100	913
Steam Heating Service		238.82	239		
Central Duplicating Bureau					
Stationery and Forms	88.73	78.41	200	200	150
Courts					
Jury Expense	337.98	66.76	500	400	400
Jury Fees	2,580.00	558.00	2,000	2,500	2,500
Jury Mileage	198.90	44.85	150	200	200
Professional and Expert Services			100	100	100
Reporting and Transcribing	2,589.50	1,220.35	3,800	3,000	3,000
Witness Fees and Expense	22.35		100	100	100
All Other					
Auto Mileage	16.73	26.88	40	80	80
Office Supplies	1.50				
Other Operating and Maintenance Supplies, N. O. C.	2.94				
Postage	5.70				
Stationery and Forms	2.15				
TOTAL MAINTENANCE AND OPERATION	$ 7,244.41	$ 3,068.41	$ 9,360	$ 9,430	$ 9,093
CAPITAL OUTLAY					
Equipment	$ 6,505.82	$ 950.35	$ 4,400	$ 5,471	$ 4,911
Books $ 400					
1 Costumer 35					
3 Filing Cabinets 240					
1 Numbering Machine 36					
1 Remittance Control Machine 4,200					
TOTAL MUNICIPAL COURT—BEVERLY HILLS JUDICIAL DISTRICT	$ 100,151.64	$ 36,207.62	$ 106,660	$ 115,998	$ 109,486

Municipal Court, Burbank Judicial District

APPROPRIATIONS $108,226

Classification	Actual Prior Year 1953-54	Actual Current Year To 12-1-54	Estimated Current Year 1954-55	Requested Fiscal Year 1955-56	Allowed Fiscal Year 1955-56
			EXPENDITURES		
SALARIES AND WAGES	$ 74,233.34	$ 27,544.94	$ 81,100	$ 90,218	$ 89,768
Less Salary Savings				888	1,716
SALARIES AND WAGES—NET	$ 74,233.34	$ 27,544.94	$ 81,100	$ 89,330	$ 88,052
MAINTENANCE AND OPERATION					
Mechanical Service					
Repairs and Minor Changes	$ 275.10	$	$ 150	$ 150	$ 150
Repairs—Operating Equipment	269.24	9.24	50	50	50
Stores Service					
Furnishings and Household Supplies	428.90				
Medical, Surgical and Laboratory Supplies	8.95				
Office Services	125.00	182.50	250	250	250
Office Supplies	351.40	317.60	700	1,560	1,000
Postage	296.72	143.96	507	550	550
Printing & Other Reproductive Supplies		80.17	81	200	
Stationery and Forms	106.31	67.43	100	480	480
Central Duplicating Bureau					
Stationery and Forms	63.47	83.73	150	150	150
Courts					
Jury Expense	30.84		100	100	100
Jury Fees	3,186.00	1,506.00	4,908	6,500	6,500
Jury Mileage	321.15	151.50	400	450	450
Professional and Expert Services	10.00		50	50	50
Reporting and Transcribing	3,540.55	1,000.60	4,500	4,500	4,500
Witness Fees and Expense			60	60	60
All Other					
Auto Mileage			50	50	50
Stationery and Forms	8.02				
TOTAL MAINTENANCE AND OPERATION	$ 9,021.65	$ 3,542.73	$ 12,056	$ 15,100	$ 14,340
CAPITAL OUTLAY					
Equipment	$ 1,541.47	$ 492.22	$ 1,315	$ 6,034	$ 5,834
Books $ 205					
11 Chairs 217					
1 File, Rotary 950					
2 Numbering Machines 72					
1 Remittance Control Machine 4,334					
2 Tables 56					
TOTAL MUNICIPAL COURT—BURBANK JUDICIAL DISTRICT	$ 84,796.46	$ 31,579.89	$ 94,471	$ 110,464	$ 108,226

Municipal Court, Citrus Judicial District

APPROPRIATIONS $64,470

Classification	Actual Prior Year 1953-54	Actual Current Year To 12-1-54	Estimated Current Year 1954-55	Requested Fiscal Year 1955-56	Allowed Fiscal Year 1955-56
			EXPENDITURES		
SALARIES AND WAGES	$ 32,961.37	$ 14,036.77	$ 44,000	$ 53,100	$ 53,100
Less Salary Savings				1,163	1,613
SALARIES AND WAGES—NET	$ 32,961.37	$ 14,036.77	$ 44,000	$ 51,937	$ 51,487
MAINTENANCE AND OPERATION					
Mechanical Service					
Repairs and Minor Changes	$	$	$ 100	$ 500	$ 500
Repairs—Operating Equipment			50	100	100
Stores Service					
Furnishings and Household Supplies	41.39				
Office Services	37.00	69.50	150	950	360
Office Supplies	859.82	124.40	300	480	384
Postage	384.75	150.00	300	480	384
Stationery and Forms	67.96	25.24	100	599	599
Central Duplicating Bureau					
Stationery and Forms	47.97	48.40	150	240	192
Courts					
Jury Expense	83.33	25.28	100	160	160
Jury Fees	1,140.00	843.00	2,475	2,750	2,750
Jury Mileage	309.30	238.97	800	1,536	1,536
Professional and Expert Services	5.00		50	100	100
Reporting and Transcribing	3,002.20	1,969.65	3,400	4,500	4,500
Witness Fees and Expense	24.00		100	200	200
All Other					
Auto Mileage		74.34	100	160	128
TOTAL MAINTENANCE AND OPERATION	$ 6,002.72	$ 3,568.78	$ 8,175	$ 12,755	$ 11,893
CAPITAL OUTLAY					
Equipment	$ 6,321.59	$ 231.55	$ 570	$ 1,090	$ 1,090
Books $ 300					
2 Chairs 70					
2 Desks 300					
1 Fan, Electric 30					
2 Typewriters 390					
TOTAL MUNICIPAL COURT—CITRUS JUDICIAL DISTRICT	$ 45,285.68	$ 17,837.10	$ 52,745	$ 65,782	$ 64,470

Municipal Court, Compton Judicial District

APPROPRIATIONS $141,436

Classification	Actual Prior Year 1953-54	Actual Current Year To 12-1-54	Estimated Current Year 1954-55	Requested Fiscal Year 1955-56	Allowed Fiscal Year 1955-56
			EXPENDITURES		
SALARIES AND WAGES	$ 99,811.65	$ 34,998.06	$ 109,000	$ 131,316	$ 120,204
Less Salary Savings				3,178	2,751
SALARIES AND WAGES—NET	$ 99,811.65	$ 34,998.06	$ 109,000	$ 128,138	$ 117,453
MAINTENANCE AND OPERATION					
Mechanical Service					
Repairs and Minor Changes	$ 74.59	$	$ 600	$ 600	$ 600
Repairs—Operating Equipment	11.92		50	50	50
Stores Service					
Furnishings and Household Supplies	33.70	12.60	1,235	65	65
Office Services	345.70	351.70	650	1,000	1,000
Office Supplies	1,865.41	484.14	1,000	1,380	1,380
Other Operating and Maintenance Supplies, N. O. C.	25.90				
Postage	497.00	124.00	600	650	500
Stationery and Forms	90.41		200	1,990	1,100
Central Duplicating Bureau					
Stationery and Forms	149.89	61.05	250	300	250
Courts					
Jury Expense	163.15	62.72	300	600	300
Jury Fees	1,995.00	1,179.00	2,500	4,878	4,000
Jury Mileage	289.65	186.30	250	500	500
Professional and Expert Services	40.00		120	120	100
Reporting and Transcribing	12,050.65	5,016.25	12,500	13,650	13,300
Witness Fees and Expense	43.05	49.80	150	150	100
All Other					
Auto Mileage	7.70		18	18	18
Office Services	18.00		18	18	17
Postage	2.80				
TOTAL MAINTENANCE AND OPERATION	$ 17,704.52	$ 7,527.56	$ 20,441	$ 25,969	$ 23,280
CAPITAL OUTLAY					
Equipment	$ 1,548.77	$ 34.86	$ 5,969	$ 993	$ 703
Books $ 300					
3 Numbering Machines 108					
1 Stand, Typewriter 45					
1 Typewriter 250					
TOTAL MUNICIPAL COURT—COMPTON JUDICIAL DISTRICT	$ 119,064.94	$ 42,560.48	$ 135,410	$ 155,100	$ 141,436

Municipal Court, Downey Judicial District

APPROPRIATIONS $67,936

Classification	EXPENDITURES Actual Prior Year 1953-54	Actual Current Year To 12-1-54	Estimated Current Year 1954-55	Requested Fiscal Year 1955-56	Allowed Fiscal Year 1955-56
SALARIES AND WAGES	$ 45,527.26	$ 17,377.25	$ 51,300	$ 56,556	$ 56,556
Less Salary Savings				533	1,057
SALARIES AND WAGES—NET	$ 45,527.26	$ 17,377.25	$ 51,300	$ 56,023	$ 55,499
MAINTENANCE AND OPERATION					
Mechanical Service					
Repairs and Minor Changes	$ 158.41	$	$ 700	$ 700	$ 700
Repairs—Operating Equipment	73.03		100	100	100
Stores Service					
Office Services	21.00		100	100	100
Office Supplies	358.55	151.49	500	605	605
Postage	412.00	180.00	500	593	593
Stationery and Forms	29.15	.74	100	878	878
Central Duplicating Bureau					
Stationery and Forms	40.81	65.56	100	136	136
Courts					
Jury Expense			100	100	100
Jury Fees	1,680.00	972.00	1,600	3,349	3,349
Jury Mileage	213.90	121.50	225	427	427
Professional and Expert Services	12.50		100	200	200
Reporting and Transcribing	3,901.35	903.10	5,500	3,449	3,449
Witness Fees and Expense			100	100	100
All Other					
Auto Mileage	20.86		100	100	100
Office Services	11.25				
TOTAL MAINTENANCE AND OPERATION	$ 6,932.81	$ 2,394.39	$ 9,825	$ 10,837	$ 10,837
CAPITAL OUTLAY					
Equipment	$ 3,075.47	$ 43.57	$ 2,907	$ 1,600	$ 1,600
Books $ 250					
1 Couch 150					
1 Filing Cabinet 100					
1 Index, Rotary 850					
1 Time Stamp 250					
TOTAL MUNICIPAL COURT—DOWNEY JUDICIAL DISTRICT	$ 55,535.54	$ 19,815.21	$ 64,032	$ 68,460	$ 67,936

Municipal Court, East Los Angeles Judicial District

APPROPRIATIONS $112,064

Classification	EXPENDITURES Actual Prior Year 1953-54	Actual Current Year To 12-1-54	Estimated Current Year 1954-55	Requested Fiscal Year 1955-56	Allowed Fiscal Year 1955-56
SALARIES AND WAGES	$ 82,001.55	$ 27,992.45	$ 95,300	$ 99,336	$ 99,336
Less Salary Savings				1,305	6,187
SALARIES AND WAGES—NET	$ 82,001.55	$ 27,992.45	$ 95,300	$ 98,031	$ 93,149
MAINTENANCE AND OPERATION					
Mechanical Service					
Repairs and Minor Changes	$ 288.68	$	$ 400	$ 600	$ 200
Repairs—Operating Equipment	38.49	8.61	100	50	50
Stores Service					
Educational and Recreational Supplies		13.44	14		
Furnishings and Household Supplies	29.29	20.98	50	50	
Heat, Light, and Power Services	5.29				
Laundry and Cleaning Supplies	57.17	10.24	11		
Office Services	342.11	35.00	200	200	200
Office Supplies	943.47	105.18	1,000	1,250	800
Other Operating and Maintenance Supplies, N. O. C.	61.34	56.25	250	250	
Postage	405.50	140.00	400	500	425
Stationery and Forms	31.76	93.12	500	845	845
Central Duplicating Bureau					
Stationery and Forms	115.05	60.82	250	300	200
Courts					
Jury Expense	18.69	32.34	100	100	100
Jury Fees	6,276.00	1,554.00	5,000	6,000	5,000
Jury Mileage	614.25	250.50	600	600	600
Professional and Expert Services	1,479.10	425.00	1,500	2,200	2,000
Reporting and Transcribing	5,565.50	3,116.00	7,500	8,000	7,200
Witness Fees and Expense	42.00	14.70	100	100	100
All Other					
Auto Mileage	4.20		50	50	50
Furnishings and Household Supplies	258.80				
Office Supplies	2.73				
TOTAL MAINTENANCE AND OPERATION	$ 16,579.42	$ 5,936.18	$ 18,025	$ 21,095	$ 17,770
CAPITAL OUTLAY					
Equipment	$ 1,206.91	$ 1,285.32	$ 2,062	$ 1,881	$ 1,145
Books $ 350					
1 Stand 45					
1 Time Recorder 190					
1 Time Stamp 180					
1 Tray 90					
2 Typewriters 290					
TOTAL MUNICIPAL COURT—EAST LOS ANGELES JUDICIAL DISTRICT	$ 99,787.88	$ 35,213.95	$ 115,387	$ 121,007	$ 112,064

Municipal Court, El Monte Judicial District

APPROPRIATIONS $64,119

Classification	Actual Prior Year 1953-54	Actual Current Year To 12-1-54	Estimated Current Year 1954-55	Requested Fiscal Year 1955-56	Allowed Fiscal Year 1955-56
			EXPENDITURES		
SALARIES AND WAGES	$ 44,983.69	$ 14,699.68	$ 49,800	$ 55,250	$ 54,000
Less Salary Savings				1,352	2,339
SALARIES AND WAGES—NET	$ 44,983.69	$ 14,699.68	$ 49,800	$ 53,898	$ 51,661
MAINTENANCE AND OPERATION					
Mechanical Service					
Repairs and Minor Changes	$ 309.36	$ 32.24	$ 100	$ 500	$ 500
Repairs—Operating Equipment			25	50	50
Stores Service					
Furnishings and Household Supplies	5.56		10	500	
Laundry and Cleaning Supplies	53.24	11.31	50	25	
Medical, Surgical and Laboratory Supplies		.47	5	5	
Office Services	142.00	61.00	100	200	200
Office Supplies	501.43	176.42	450	700	700
Other Operating and Maintenance Supplies, N. O. C.	16.49	6.79	25	25	
Postage	276.30		200	250	250
Repairs—Operating Equipment	1.96				
Stationery and Forms	36.33	31.24	100	636	636
Central Duplicating Bureau					
Stationery and Forms	72.60	23.33	100	100	100
Courts					
Jury Expense			25	50	50
Jury Fees	3,411.00	609.00	2,000	3,000	3,000
Jury Mileage	484.65	88.35	250	350	350
Professional & Expert Services		10.00	30	75	75
Reporting and Transcribing	6,003.50	2,283.00	5,500	6,000	6,000
Witness Fees and Expense	9.15	59.48	125	150	150
All Other					
Auto Mileage	94.54	16.80	75	100	100
TOTAL MAINTENANCE AND OPERATION	**$ 11,418.11**	**$ 3,409.43**	**$ 9,170**	**$ 12,716**	**$ 12,161**
CAPITAL OUTLAY					
Equipment	**$ 942.39**	**$ 43.57**	**$ 600**	**$ 397**	**$ 297**
Books $ 200					
2 Numbering Machines 72					
1 Seal 25					
TOTAL MUNICIPAL COURT—EL MONTE JUDICIAL DISTRICT	**$ 57,344.19**	**$ 18,152.68**	**$ 59,570**	**$ 67,011**	**$ 64,119**

Municipal Court, Glendale Judicial District

APPROPRIATIONS $99,239

Classification	Actual Prior Year 1953-54	Actual Current Year To 12-1-54	Estimated Current Year 1954-55	Requested Fiscal Year 1955-56	Allowed Fiscal Year 1955-56
			EXPENDITURES		
SALARIES AND WAGES	$ 85,613.01	$ 28,219.54	$ 87,000	$ 92,450	$ 86,880
Less Salary Savings				528	1,416
SALARIES AND WAGES—NET	$ 85,613.01	$ 28,219.54	$ 87,000	$ 91,922	$ 85,464
MAINTENANCE AND OPERATION					
Mechanical Service					
Repairs and Minor Changes	$ 329.40	$	$ 100	$ 100	$ 100
Repairs—Operating Equipment		72.02	100	100	100
Stores Service					
Office Services	76.86	77.00	147	150	150
Office Supplies	582.67	126.60	650	650	650
Postage	497.00	95.00	600	600	400
Stationery and Forms	127.93	80.31	600	1,000	750
Central Duplicating Bureau					
Stationery and Forms	196.27	24.50	250	300	290
Courts					
Jury Expense	595.06	134.33	550	600	600
Jury Fees	3,969.00	765.00	4,000	4,500	3,800
Jury Mileage	690.15	130.50	650	650	650
Reporting and Transcribing	5,184.75	1,826.25	5,300	6,000	5,200
Witness Fees and Expense	56.44		100	100	100
All Other					
Auto Mileage	1.28		10	10	10
Stationery and Forms	5.00				
TOTAL MAINTENANCE AND OPERATION	$ 12,311.81	$ 3,331.51	$ 13,057	$ 14,760	$ 12,800
CAPITAL OUTLAY					
Equipment	$ 2,444.74	$ 30.97	$ 150	$ 975	$ 975
Books $ 150					
3 Filing Cabinets 240					
3 Typewriters 585					
TOTAL MUNICIPAL COURT—GLENDALE JUDICIAL DISTRICT	$ 100,369.56	$ 31,582.02	$ 100,207	$ 107,657	$ 99,239

Municipal Court, Inglewood Judicial District

APPROPRIATIONS $121,112

Classification	EXPENDITURES				
	Actual Prior Year 1953-54	Actual Current Year To 12-1-54	Estimated Current Year 1954-55	Requested Fiscal Year 1955-56	Allowed Fiscal Year 1955-56
SALARIES AND WAGES	$ 96,591.60	$ 32,695.80	$ 102,200	$ 99,336	$ 99,336
Less Salary Savings				150	1,392
SALARY AND WAGES—NET	$ 96,591.60	$ 32,695.80	$ 102,200	$ 99,186	$ 97,944
MAINTENANCE AND OPERATION					
Mechanical Services					
Repairs and Minor Changes	$ 527.31	$	$ 150	$ 150	$ 150
Repairs — Operating Equipment	17.10	10.72	50	75	50
Stores Service					
Office Services	146.00	98.00	150	605	405
Office Supplies	1,053.28	255.93	900	1,000	875
Postage	163.40	60.00	350	400	400
Stationery and Forms	88.05	361.25	362	950	950
Central Duplicating Bureau					
Stationery and Forms	146.75	181.76	182	300	200
Courts					
Jury Expense	176.48	55.94	200	200	200
Jury Fees	5,250.00	1,503.00	5,500	7,200	6,200
Jury Mileage	900.60	220.35	1,000	1,200	1,100
Professional and Expert Services	10.00	10.00	100	100	100
Reporting and Transcribing	5,964.93	2,168.30	5,500	6,000	6,000
Witness Fees and Expense	104.27		100	100	100
All Other					
Auto Mileage	55.09	15.89	70	70	70
Office Services			5	5	5
Office Supplies	7.73				
Postage	2.47				
Stationery and Forms	20.13	1.10	25	25	25
TOTAL MAINTENANCE AND OPERATION	$ 14,633.59	$ 4,942.24	$ 14,644	$ 18,380	$ 16,830
CAPITAL OUTLAY					
Equipment	$ 578.48	$ 244.90	$ 495	$ 6,638	$ 6,338
Books $ 200					
1 Reader, Microfilm 390					
1 Remittance Control Machine 5,748					
TOTAL MUNICIPAL COURT—INGLEWOOD JUDICIAL DISTRICT	$ 111,803.67	$ 37,882.94	$ 117,339	$ 124,204	$ 121,112

Municipal Court, Long Beach Judicial District

APPROPRIATIONS $264,987

Classification	EXPENDITURES Actual Prior Year 1953-54	Actual Current Year To 12-1-54	Estimated Current Year 1954-55	Requested Fiscal Year 1955-56	Allowed Fiscal Year 1955-56
SALARIES AND WAGES	$ 210,953.48	$ 69,909.38	$ 221,300	$ 227,916	$ 227,916
Less Salary Savings					3,431
SALARIES AND WAGES—NET	$ 210,953.48	$ 69,909.38	$ 221,300	$ 227,916	$ 224,485
MAINTENANCE AND OPERATION					
Mechanical Service					
Repairs and Minor Changes	$	$ 35.75	$ 100	$ 208	$ 143
Repairs — Operating Equipment	363.97	16.08	375	375	375
Stores Service					
Furnishings and Household Supplies			3,522	1,200	600
Office Services	335.00	415.50	700	700	700
Office Supplies	2,773.54	533.85	3,000	4,000	4,000
Postage	1,549.00	610.40	2,500	2,500	2,500
Repairs — Operating Equipment	7.07		50	50	50
Stationery and Forms	320.59	452.45	700	2,000	2,000
Central Duplicating Bureau					
Stationery and Forms	231.92	67.38	200	400	200
Courts					
Jury Expense	353.76	114.27	500	500	500
Jury Fees	8,979.00	2,748.00	10,350	10,350	10,350
Jury Mileage	1,830.00	574.35	1,750	1,750	1,750
Professional and Expert Services	305.00	35.00	400	400	400
Reporting and Transcribing	10,899.20	3,886.30	13,500	13,500	13,500
Witness Fees and Expense	488.45	210.75	600	600	600
All Other					
Office Services	227.52		275	275	275
Repairs and Minor Changes	58.09				
Stationery and Forms	49.05		50	50	50
Traveling Expense	62.30			200	200
TOTAL MAINTENANCE AND OPERATION	$ 28,833.46	$ 9,700.08	$ 38,572	$ 39,058	$ 38,193
CAPITAL OUTLAY					
Equipment	$ 1,207.96	$ 835.81	$ 3,750	$ 4,349	$ 2,309
2 Bookcase—Bases	$ 16				
13 Bookcase—Sections	216				
2 Bookcase—Tops	16				
Books	1,141				
1 Calculator	425				
3 Chairs	170				
2 Filing Cabinets	325				
TOTAL MUNICIPAL COURT— LONG BEACH JUDICIAL DISTRICT	$ 240,994.90	$ 80,445.27	$ 263,622	$ 271,323	$ 264,987

Municipal Court, Los Angeles Judicial District

APPROPRIATIONS $2,245,085

Classification	Actual Prior Year 1953-54	Actual Current Year To 12-1-54	Estimated Current Year 1954-55	Requested Fiscal Year 1955-56	Allowed Fiscal Year 1955-56
		EXPENDITURES			
SALARIES AND WAGES	$1,712,286.82	$ 592,611.62	$1,786,100	$2,017,928	$1,913,576
Less Salary Savings				52,500	89,028
SALARIES AND WAGES—NET	$1,712,286.82	$ 592,611.62	$1,786,100	$1,965,428	$1,824,548
MAINTENANCE AND OPERATION					
Mechanical Service					
Auto Service	$ 407.50	$ 118.60	$ 506	$ 506	$ 506
Rent—Office Equipment	28.00				
Repairs and Minor Changes	5,154.92	193.34	3,300	3,300	3,300
Repairs — Operating Equipment	4,598.36	1,368.41	5,500	6,000	6,000
Stores Service					
Advertising Services	6.84				
Furnishings and Household Supplies	299.85	80.41	340	515	490
Laundry and Cleaning Supplies	25.54	.61	1		
Laundry, Cleaning and Waste Removal Services		23.63	24		
Medical, Surgical and Laboratory Supplies	17.90				
Office Services	4,334.37	3,677.12	4,628	5,018	4,918
Office Supplies	22,471.57	8,057.52	21,690	33,355	24,778
Other Operating and Maintenance Supplies, N. O. C.	319.29	243.23	400	400	400
Postage	9,002.00	3,886.00	12,000	12,000	11,500
Printing and Other Reproductive Supplies	665.65	327.59	1,600	1,600	1,400
Repairs and Minor Changes	135.12				
Repairs—Operating Equipment	2,117.59		820	820	820
Reports and Bulletins—Departmental			200	200	200
Small Tools and Implements	1.67				
Stationery and Forms	28,428.69	8,447.05	32,000	32,000	32,000
Central Duplicating Bureau					
Stationery and Forms	4,762.36	1,308.83	6,000	6,000	6,000
Courts					
Jury Expense	2,343.33	1,568.21	4,000	5,672	5,190
Jury Fees	90,846.00	31,374.00	95,000	109,325	99,048
Jury Mileage	47,304.15	16,432.50	50,000	57,386	52,087
Professional and Expert Services	8,794.00	3,085.50	8,500	8,500	8,000
Reporting and Transcribing	103,439.59	44,891.65	95,000	105,000	105,000
Witness Fees and Expense	5,038.34	1,549.56	5,500	5,500	5,500
All Other					
Auto Mileage	2,058.00	762.44	2,300	2,300	2,300
Communication	3,277.10	1,243.66	3,366	3,401	3,401
Laundry, Cleaning and Waste Removal Services	11.25		50	50	50
Office Services	2.52				
Postage	13.86	19.26	25	25	25
Rent—Office Equipment			48	15,414	15,414
Transportation—Local	9.80	4.26	5		
Traveling Expense		Cr. 7.45			
TOTAL MAINTENANCE AND OPERATION	$ 345,915.16	$ 128,655.93	$ 352,803	$ 414,287	$ 388,327

MUNICIPAL COURT, LOS ANGELES JUDICIAL DISTRICT—Continued

Classification		EXPENDITURES Actual Prior Year 1953-54	Actual Current Year To 12-1-54	Estimated Current Year 1954-55	Requested Fiscal Year 1955-56	Allowed Fiscal Year 1955-56
CAPITAL OUTLAY						
Equipment	$ 23,675.83	$ 6,125.51	$ 27,150	$ 58,371	$ 32,210	
2 Adding Machines	$ 490					
4 Blackboards	93					
2 Bookcase—Bases	18					
47 Bookcase—Sections	940					
2 Bookcase—Tops	18					
1 Bookkeeping Machine	2,235					
Books	9,845					
26 Chairs	1,146					
1 Clock, Electric	9					
1 Clock, Program	68					
3 Clocks, Time	120					
2 Couches	170					
14 Desks	1,875					
353 Filing Cabinets	6,521					
4 Heaters, Electric	100					
1 Hot Plate, Electric	9					
1 Lamp	20					
3 Letter Openers	111					
1 Mimeograph Machine	1,400					
2 Numbering Machines	76					
1 Public Address System	600					
3 Racks	300					
1 Remittance Control Machine	2,585					
3 Shelving Units, Bookcase	225					
1 Stand, Telephone	18					
5 Stands, Typewriter	225					
6 Stools	270					
3 Tables	177					
2 Trucks	56					
10 Typewriters	2,490					
TOTAL MUNICIPAL COURT— LOS ANGELES JUDICIAL DISTRICT		**$2,081,877.81**	**$ 727,393.06**	**$2,166,053**	**$2,438,086**	**$2,245,085**

Municipal Court, Los Cerritos Judicial District

APPROPRIATIONS $61,468

Classification	Actual Prior Year 1953-54	Actual Current Year To 12-1-54	Estimated Current Year 1954-55	Requested Fiscal Year 1955-56	Allowed Fiscal Year 1955-56
			EXPENDITURES		
SALARIES AND WAGES	$ 40,758.97	$ 15,883.29	$ 51,100	$ 61,262	$ 53,950
Less Salary Savings				2,329	2,837
SALARIES AND WAGES—NET	$ 40,758.97	$ 15,883.29	$ 51,100	$ 58,933	$ 51,113
MAINTENANCE AND OPERATION					
Mechanical Service					
Repairs and Minor Changes	$ 528.50	$	$ 200	$ 500	$ 150
Repairs—Operating Equipment	64.79		150	150	50
Stores Service					
Furnishings and Household Supplies		42.44	43		
Office Services	81.50	126.00	130	130	130
Office Supplies	734.72	196.79	550	1,550	900
Other Operating and Maintenance Supplies, N. O. C.	1.95				
Postage	309.60	90.40	325	500	350
Stationery and Forms	94.37	83.58	125	690	690
Central Duplicating Bureau					
Stationery and Forms	27.26	42.27	125	225	100
Courts					
Jury Expense		27.91	150	150	150
Jury Fees	3,357.00	1,311.00	3,200	3,200	3,200
Jury Mileage	471.30	169.50	500	500	500
Professional and Expert Services			100	100	100
Reporting and Transcribing	1,987.50	835.15	3,000	3,500	3,000
Witness Fees and Expense	113.23	47.02	150	250	200
All Other					
Auto Mileage	83.52	117.60	150	250	200
Office Supplies	.63				
TOTAL MAINTENANCE AND OPERATION	$ 7,855.87	$ 3,089.66	$ 8,898	$ 11,695	$ 9,720
CAPITAL OUTLAY					
Equipment	$ 5,919.49	$ 47.97	$ 1,757	$ 11,186	$ 635
Books $ 200					
1 Filing Cabinet 100					
3 Stands 100					
1 Typewriter 235					
TOTAL MUNICIPAL COURT— LOS CERRITOS JUDICIAL DISTRICT	$ 54,534.33	$ 19,020.92	$ 61,755	$ 81,814	$ 61,468

Municipal Court, Pasadena Judicial District

APPROPRIATIONS $164,207

Classification	Actual Prior Year 1953-54	Actual Current Year To 12-1-54	Estimated Current Year 1954-55	Requested Fiscal Year 1955-56	Allowed Fiscal Year 1955-56
		EXPENDITURES			
SALARIES AND WAGES	$ 133,400.37	$ 45,513.83	$ 134,200	$ 138,228	$ 138,228
Less Salary Savings					2,676
SALARIES AND WAGES—NET	$ 133,400.37	$ 45,513.83	$ 134,200	$ 138,228	$ 135,552
MAINTENANCE AND OPERATION					
Mechanical Service					
Repairs and Minor Changes	$ 265.82	$ 51.88	$ 205	$ 200	$ 200
Repairs — Operating Equipment	45.01		60	50	50
Stores Service					
Educational and Recreational Supplies	1.04				
Furnishings and Household Supplies	31.31				
Office Services	559.66	317.00	600	850	850
Office Supplies	2,007.04	279.89	2,100	2,700	1,768
Other Operating and Maintenance Supplies, N. O. C.	136.89				
Postage	574.83	90.00	700	700	600
Printing and Other Reproductive Supplies	104.03	5.00	200	300	200
Stationery and Forms	37.84	64.48	600	1,096	1,096
Central Duplicating Bureau					
Stationery and Forms	119.12	30.33	100	100	100
Courts					
Jury Expense	137.57		100	100	100
Jury Fees	7,998.00	3,225.00	8,000	8,500	8,500
Jury Mileage	1,203.30	506.25	1,500	1,500	1,500
Professional and Expert Services	10.00		10	75	75
Reporting and Transcribing	12,003.85	4,919.85	12,500	12,500	12,500
Witness Fees and Expense	71.38	3.50	75	150	150
All Other					
Stationery and Forms	10.56		10	10	
TOTAL MAINTENANCE AND OPERATION	$ 25,317.25	$ 9,493.18	$ 26,760	$ 28,831	$ 27,689
CAPITAL OUTLAY					
Equipment	$ 653.99	$ 370.95	$ 5,200	$ 1,409	$ 966
Books $ 400					
100 Frames 275					
2 Stands, Desk 126					
2 Tables 165					
TOTAL MUNICIPAL COURT—PASADENA JUDICIAL DISTRICT	$ 159,371.61	$ 55,377.96	$ 166,160	$ 168,468	$ 164,207

Municipal Court, San Antonio Judicial District

APPROPRIATIONS $151,245

Classification	Actual Prior Year 1953-54	Actual Current Year To 12-1-54	Estimated Current Year 1954-55	Requested Fiscal Year 1955-56	Allowed Fiscal Year 1955-56
		EXPENDITURES			
SALARIES AND WAGES	$ 103,920.16	$ 37,709.85	$ 114,500	$ 124,404	$ 124,404
Less Salary Savings				545	4,469
SALARIES AND WAGES—NET	$ 103,920.16	$ 37,709.85	$ 114,500	$ 123,859	$ 119,935
MAINTENANCE AND OPERATION					
Mechanical Service					
Repairs and Minor Changes	$ 173.44	$ 24.84	$ 800	$ 800	$ 800
Repairs—Operating Equipment	19.56		175	250	50
Stores Service					
Furnishings and Household Supplies			75	175	75
Medical, Surgical and Laboratory Supplies	8.95				
Office Services	501.50	196.00	600	800	600
Office Supplies	1,490.86	443.06	2,000	2,750	2,000
Other Operating and Maintenance Supplies, N. O. C.	75.08	3.79	4		
Postage	605.00	198.00	750	750	750
Stationery and Forms	577.65	181.65	250	1,250	1,250
Central Duplicating Bureau					
Stationery and Forms	451.82	30.33	200	200	200
Courts					
Jury Expense	137.13		200	200	200
Jury Fees	9,555.00	3,144.00	10,000	10,000	10,000
Jury Mileage	854.25	332.70	1,050	1,200	1,050
Professional and Expert Services	100.00	50.00	150	150	150
Reporting and Transcribing	8,076.05	2,563.40	8,000	8,000	8,000
Witness Fees and Expense	71.56		175	175	175
All Other					
Auto Mileage	92.26	24.08	100	120	120
Office Services	5.62				
Stationery and Forms	12.00				
TOTAL MAINTENANCE AND OPERATION	$ 22,807.73	$ 7,191.85	$ 24,529	$ 26,820	$ 25,420
CAPITAL OUTLAY					
Equipment	$ 2,920.69	$ 445.86	$ 4,150	$ 3,935	$ 5,890
Books $ 400					
3 Filing Cabinets 415					
50 Frames 140					
1 Mimeograph Machine 215					
1 Stepladder 35					
1 Truck 40					
1 Typewriter 195					
1 Remittance Control Machine 4,450					
TOTAL MUNICIPAL COURT—SAN ANTONIO JUDICIAL DISTRICT	$ 129,648.58	$ 45,347.56	$ 143,179	$ 154,614	$ 151,245

Municipal Court, San Jose Judicial District

APPROPRIATIONS $59,490

Classification	EXPENDITURES Actual Prior Year 1953-54	Actual Current Year To 12-1-54	Estimated Current Year 1954-55	Requested Fiscal Year 1955-56	Allowed Fiscal Year 1955-56
SALARIES AND WAGES	$ 44,339.56	$ 16,760.10	$ 50,100	$ 51,442	$ 51,442
Less Salary Savings				90	602
SALARIES AND WAGES—NET	$ 44,339.56	$ 16,760.10	$ 50,100	$ 51,352	$ 50,840
MAINTENANCE AND OPERATION					
Mechanical Service					
Repairs and Minor Changes	$ 36.61	$ 51.64	$ 200	$ 300	$ 300
Repairs—Operating Equipment	100.98		100	200	150
Stores Service					
Furnishings and Household Supplies	13.17				
Laundry and Cleaning Supplies	11.17	39.58	40	100	100
Office Services	94.75	35.00	150	150	150
Office Supplies	218.46	69.68	400	600	600
Other Operating and Maintenance Supplies, N. O. C.				50	50
Postage	237.00	30.00	350	400	400
Printing & Other Reproductive Supplies		4.81	5	50	
Small Tools and Implements	1.81				
Stationery and Forms	26.49	39.74	150	200	200
Central Duplicating Bureau					
Stationery and Forms	30.17	33.56	100	200	200
Courts					
Jury Expense			100	100	100
Jury Fees	942.00	243.00	2,500	2,500	2,500
Jury Mileage	129.30	35.25	250	250	250
Professional and Expert Services	105.00	30.00	100	100	100
Reporting and Transcribing	3,367.00	637.95	3,000	3,000	3,000
Witness Fees and Expense	7.10	140.20	141	300	300
All Other					
Auto Mileage	119.56	39.48	50	50	50
TOTAL MAINTENANCE AND OPERATION	$ 5,440.57	$ 1,429.89	$ 7,636	$ 8,550	$ 8,450
CAPITAL OUTLAY					
Equipment	$ 367.17	$ 247.81	$ 749	$ 200	$ 200
Books $200					
TOTAL MUNICIPAL COURT—SAN JOSE JUDICIAL DISTRICT	$ 50,147.30	$ 18,437.80	$ 58,485	$ 60,102	$ 59,490

Municipal Court, Santa Anita Judicial District

APPROPRIATIONS $51,464

Classification	EXPENDITURES Actual Prior Year 1953-54	Actual Current Year To 12-1-54	Estimated Current Year 1954-55	Requested Fiscal Year 1955-56	Allowed Fiscal Year 1955-56
SALARIES AND WAGES	$ 43,619.08	$ 15,570.86	$ 44,600	$ 46,468	$ 46,468
Less Salary Savings					687
SALARIES AND WAGES—NET	$ 43,619.08	$ 15,570.86	$ 44,600	$ 46,468	$ 45,781
MAINTENANCE AND OPERATION					
Mechanical Service					
Repairs and Minor Changes	$ 634.16	$ 5.28	$ 50	$ 100	$ 100
Repairs—Operating Equipment		13.40	25	50	50
Stores Service					
Office Services	90.76	58.50	200	200	150
Office Supplies	269.29	49.69	400	400	340
Other Operating and Maintenance Supplies, N. O. C.	59.69				
Postage	127.00	45.00	200	250	190
Stationery and Forms	52.78	36.31	100	367	367
Central Duplicating Bureau					
Stationery and Forms	31.22	23.33	100	100	66
Courts					
Jury Expense			50	100	100
Jury Fees	681.00	156.00	1,200	1,300	1,200
Jury Mileage	74.55	17.25	175	200	100
Professional and Expert Services	10.00		50	100	100
Reporting and Transcribing	1,827.80	591.15	2,000	2,000	2,000
Witness Fees and Expense			75	100	100
All Other					
Auto Mileage	113.40	119.98	120	200	200
Office Services	3.01				
TOTAL MAINTENANCE AND OPERATION	$ 3,974.66	$ 1,115.89	$ 4,745	$ 5,467	$ 5,063
CAPITAL OUTLAY					
Equipment	$ 1,043.93	$ 48.46	$ 290	$ 870	$ 620
Books $ 200					
1 Filing Cabinet 100					
1 Table 70					
1 Time Stamp, Electric 250					
TOTAL MUNICIPAL COURT—SANTA ANITA JUDICIAL DISTRICT	$ 48,637.67	$ 16,735.21	$ 49,635	$ 52,805	$ 51,464

Municipal Court, Santa Monica Judicial District

APPROPRIATIONS $113,873

Classification	Actual Prior Year 1953-54	Actual Current Year To 12-1-54	Estimated Current Year 1954-55	Requested Fiscal Year 1955-56	Allowed Fiscal Year 1955-56
		EXPENDITURES			
SALARIES AND WAGES	$ 100,919.42	$ 35,112.07	$ 101,800	$ 105,204	$ 105,204
Less Salary Savings				838	1,559
SALARIES AND WAGES—NET	$ 100,919.42	$ 35,112.07	$ 101,800	$ 104,366	$ 103,645
MAINTENANCE AND OPERATION					
Mechanical Service					
Repairs and Minor Changes	$ 171.54	$	$ 50	$ 100	$ 100
Repairs — Operating Equipment	42.72	11.92	100	100	100
Stores Service					
Medical, Surgical & Laboratory Supplies	9.10	1.40	5	5	5
Office Services	175.00	77.00	185	185	181
Office Supplies	2,236.44	355.58	1,200	1,200	1,117
Postage	244.90	30.00	225	250	250
Repairs—Operating Equipment		23.59	25		
Small Tools and Implements		5.89	10		
Stationery and Forms	226.79	94.59	450	750	750
Central Duplicating Bureau					
Stationery and Forms	305.80	63.95	250	250	240
Courts					
Jury Expense	21.29	127.97	250	150	150
Jury Fees	1,233.00	1,434.00	3,000	3,000	3,000
Jury Mileage	124.05	164.55	300	300	300
Professional and Expert Services			100	100	100
Reporting and Transcribing	2,505.40	1,269.60	3,000	3,500	3,500
Witness Fees and Expense	134.29	26.50	135	135	135
All Other					
Auto Mileage	44.17	9.24	80	80	75
Office Services			5	5	5
Office Supplies	16.84	2.50	25	25	25
Postage	.54	.48	1		
Repairs—Operating Equipment			50	60	50
TOTAL MAINTENANCE AND OPERATION	$ 7,491.87	$ 3,698.76	$ 9,446	$ 10,195	$ 10,083
CAPITAL OUTLAY					
Equipment	$ 5,291.19	$ 275.06	$ 915	$ 535	$ 145
2 Clocks, Electric	$ 40				
1 Prestoline	45				
1 Receipt Register	60				
TOTAL MUNICIPAL COURT—SANTA MONICA JUDICIAL DISTRICT	$ 113,702.48	$ 39,085.89	$ 112,161	$ 115,096	$ 113,873

Municipal Court, South Bay Judicial District

APPROPRIATIONS $125,638

Classification	Actual Prior Year 1953-54	Actual Current Year To 12-1-54	Estimated Current Year 1954-55	Requested Fiscal Year 1955-56	Allowed Fiscal Year 1955-56
			EXPENDITURES		
SALARIES AND WAGES	$ 84,178.60	$ 31,317.35	$ 93,400	$ 101,064	$ 97,608
Less Salary Savings				1,090	1,770
SALARIES AND WAGES—NET	$ 84,178.60	$ 31,317.35	$ 93,400	$ 99,974	$ 95,838
MAINTENANCE AND OPERATION					
Mechanical Service					
Repairs and Minor Changes	$ 783.52	$	$ 784	$ 250	$ 250
Repairs—Operating Equipment	26.41		26	50	50
Stores Service					
Furnishings and Household Supplies				300	300
Office Services	104.00	104.00	208	250	250
Office Supplies	1,198.00	215.75	1,414	1,685	1,685
Postage	210.00	60.00	270	350	350
Stationery and Forms	197.19	204.60	402	1,050	1,050
Central Duplicating Bureau					
Stationery and Forms	242.65	215.08	458	450	450
Courts					
Jury Expense	322.45	158.81	481	450	450
Jury Fees	8,409.00	2,931.00	11,340	10,000	9,000
Jury Mileage	2,124.60	678.60	2,803	3,000	3,000
Professional and Expert Services				100	100
Reporting and Transcribing	6,640.69	1,989.90	8,630	7,000	7,000
Witness Fees and Expense	45.50		45	100	100
All Other					
Auto Mileage	107.80	20.16	128	300	200
TOTAL MAINTENANCE AND OPERATION	$ 20,411.81	$ 6,577.90	$ 26,989	$ 25,335	$ 24,235
CAPITAL OUTLAY					
Equipment	$ 10,176.91	$ 285.22	$ 10,462	$ 7,495	$ 5,565
Books $ 350					
1 Remittance Machine 4,900					
Shelving Metal 80					
1 Stand 45					
1 Typewriter 190					
TOTAL MUNICIPAL COURT—SOUTH BAY JUDICIAL DISTRICT	$ 114,767.32	$ 38,180.47	$ 130,851	$ 132,804	$ 125,638

Municipal Court, South Gate Judicial District

APPROPRIATIONS $60,392

Classification	EXPENDITURES Actual Prior Year 1953-54	Actual Current Year To 12-1-54	Estimated Current Year 1954-55	Requested Fiscal Year 1955-56	Allowed Fiscal Year 1955-56
SALARIES AND WAGES	$ 43,432.77	$ 15,284.00	$ 45,000	$ 53,100	$ 49,644
Less Salary Savings				429	1,230
SALARIES AND WAGES—NET	$ 43,432.77	$ 15,284.00	$ 45,000	$ 52,671	$ 48,414
MAINTENANCE AND OPERATION					
Mechanical Service					
Repairs and Minor Changes	$	$	$ 500	$ 100	$ 100
Repairs—Operating Equipment			50	50	50
Stores Service					
Office Services	53.00	35.00	150	150	150
Office Supplies	460.76	167.60	600	600	600
Other Operating and Maintenance Supplies, N. O. C.			100	100	
Postage	101.27	55.00	200	325	325
Stationery and Forms	12.15	28.12	100	360	360
Central Duplicating Bureau					
Stationery and Forms	13.31	25.63	100	100	100
Courts					
Jury Expense	49.20		100	100	100
Jury Fees	4,668.00	1,536.00	4,000	4,830	4,830
Jury Mileage	638.25	199.80	600	652	652
Professional and Expert Services	10.00		50	50	50
Reporting and Transcribing	2,527.60	1,027.40	2,600	4,336	4,336
Witness Fees and Expense	69.20		50	50	50
All Other					
Auto Mileage		31.50	100	75	75
TOTAL MAINTENANCE AND OPERATION	$ 8,602.74	$ 3,106.05	$ 9,300	$ 11,878	$ 11,778
CAPITAL OUTLAY					
Equipment	$ 246.69	$ 47.45	$ 200	$ 1,430	$ 200
Books $200					
TOTAL MUNICIPAL COURT—SOUTH GATE JUDICIAL DISTRICT	$ 52,282.20	$ 18,437.50	$ 54,500	$ 65,979	$ 60,392

Municipal Court, Whittier Judicial District

APPROPRIATIONS $68,043

Classification	EXPENDITURES Actual Prior Year 1953-54	Actual Current Year To 12-1-54	Estimated Current Year 1954-55	Requested Fiscal Year 1955-56	Allowed Fiscal Year 1955-56
SALARIES AND WAGES	$ 47,601.27	$ 18,362.41	$ 52,100	$ 57,806	$ 57,806
Less Salary Savings				460	993
SALARIES AND WAGES—NET	$ 47,601.27	$ 18,362.41	$ 52,100	$ 57,346	$ 56,813
MAINTENANCE AND OPERATION—					
Mechanical Service					
Repairs and Minor Changes	$ 685.88	$	$ 500	$ 300	$ 300
Repairs—Operating Equipment	37.12	21.44	50	50	50
Stores Service					
Furnishings & Household Supplies	426.15	12.82	13		
Office Services	168.00	56.00	100	300	200
Office Supplies	525.64	92.40	600	750	700
Other Operating & Maintenance Supplies, N. O. C.	9.28	52.20	53		
Postage	40.00	30.00	400	400	161
Stationery and Forms	32.87	24.98	200	445	445
Central Duplicating Bureau					
Stationery and Forms	46.29	26.83	100	100	100
Courts					
Jury Expense	439.40	26.45	350	500	400
Jury Fees	3,516.00	630.00	3,500	4,000	3,112
Jury Mileage	386.10	73.95	450	500	300
Professional and Expert Services	115.00	10.00	240	240	100
Reporting and Transcribing	3,832.50	1,284.90	3,500	4,448	4,448
Witness Fees and Expense	161.79	26.00	100	100	100
All Other					
Auto Mileage	194.67	22.33	150	150	150
Laundry, Cleaning and Waste Removal Services			25	25	25
Office Supplies			25	29	29
Stationery and Forms	25.05				
TOTAL MAINTENANCE AND OPERATION	$ 10,641.74	$ 2,390.30	$ 10,356	$ 12,337	$ 10,620
CAPITAL OUTLAY					
Equipment	$ 1,633.83	$ 254.50	$ 701	$ 610	$ 610
Books $200					
1 Recorder, Tape 225					
1 Typewriter 185					
TOTAL MUNICIPAL COURT—WHITTIER JUDICIAL DISTRICT	$ 59,876.84	$ 21,007.21	$ 63,157	$ 70,293	$ 68,043

Justice Courts

Justice Courts are established pursuant to Assembly Constitutional Amendment Number 49 approved by electorate at 1950 General Election. Regulation, procedure and jurisdiction of justice courts are governed by the Municipal and Justice Court Act of 1949, Act 1880, Deering's General Laws. Salaries for judges and attaches as well as the number of positions are fixed by the County of Los Angeles. Justice courts operate in judicial districts of 40,000 population or less as created by the Board of Supervisors pursuant to Act 3906, Deering's General Laws. All operating expenses of justice courts are a charge against the County.

APPROPRIATIONS $97,592

Classification	EXPENDITURES Actual Prior Year 1953-54	Actual Current Year To 12-1-54	Estimated Current Year 1954-55	Requested Fiscal Year 1955-56	Allowed Fiscal Year 1955-56
SALARIES AND WAGES	$ 72,011.97	$ 26,427.42	$ 78,500	$ 93,730	$ 93,579
Less Salary Savings				13,257	14,429
SALARIES AND WAGES—NET	$ 72,011.97	$ 26,427.42	$ 78,500	$ 80,473	$ 79,150
MAINTENANCE AND OPERATION					
Mechanical Service					
Repairs and Minor Changes	$ 498.12	$	$ 275	$ 275	$ 275
Repairs — Operating Equipment	16.59	92.75	200	340	340
Stores Service					
Advertising Services			5	5	5
Furnishings and Household Supplies	49.29	15.11	42	100	50
Laundry and Cleaning Supplies	105.78	23.26	56	100	100
Laundry, Cleaning and Waste Removal Services	55.00	40.00	140	200	150
Office Services	99.00	7.00	76	200	100
Office Supplies	679.05	64.94	262	400	300
Other Operating and Maintenance Supplies, N. O. C.	84.69	6.90	22	45	25
Postage	1,260.00	408.00	1,172	1,400	1,293
Small Tools and Implements	7.93				
Stationery and Forms	218.21	156.28	520	1,305	1,305
Central Duplicating Bureau					
Stationery and Forms	115.89	141.68	358	400	395
Courts					
Jury Expense	49.98		400	400	400
Jury Fees	3,723.00	1,422.00	4,197	6,000	5,099
Jury Mileage	861.15	326.40	960	1,200	1,161
Professional and Expert Services	176.60	20.00	60	500	500
Reporting and Transcribing	4,966.52	1,710.50	4,291	8,000	5,219
Witness Fees and Expense	194.19	112.54	339	400	400
All Other					
Advertising Services	2.72				
Auto Mileage	222.86	44.62	156	300	200
Insurance—Auto Mileage			60	60	60
Office Services	12.00	3.00	18	32	32
Office Supplies	7.10				
Rent—Office Equipment			48	48	48
Repairs—Operating Equipment	3.35				
Transportation Services	1.52				
Traveling Expense	50.74		100	100	100
TOTAL MAINTENANCE AND OPERATION	$ 13,461.28	$ 4,594.98	$ 13,757	$ 21,810	$ 17,557

JUSTICE COURTS—Continued

Classification	EXPENDITURES Actual Prior Year 1953-54	Actual Current Year To 12-1-54	Estimated Current Year 1954-55	Requested Fiscal Year 1955-56	Allowed Fiscal Year 1955-56
CAPITAL OUTLAY					
Equipment	$ 999.56	$ 602.23	$ 2,238	$ 885	$ 885
Books $100					
1 Filing Cabinet 200					
3 Typewriters 585					
TOTAL JUSTICE COURTS	$ 86,472.81	$ 31,624.63	$ 94,495	$ 103,168	$ 97,592

Superior Court

Necessary expenditures for the operation of the Superior Court. The Code of Civil Procedure fixes the number of judges for Los Angeles County, and the Political Code fixes the salaries thereof. The salaries of various attaches of the court are fixed partly by state law and partly by the Board of Supervisors. Mandatory items include: salaries of judges; court secretary and assistants; court commissioners; jury fees and mileage; reporting and transcribing; jurors' transportation, meals and lodging; witness fees and expense; outside judges' expense.

APPROPRIATIONS $2,816,254

Classification	EXPENDITURES Actual Prior Year 1953-54	Actual Current Year To 12-1-54	Estimated Current Year 1954-55	Requested Fiscal Year 1955-56	Allowed Fiscal Year 1955-56
SALARIES AND WAGES	$2,054,814.15	$ 673,279.19	$2,081,100	$2,204,692	$2,180,213
Less Salary Savings				29,057	118,370
SALARIES AND WAGES—NET	$2,054,814.15	$ 673,279.19	$2,081,100	$2,175,635	$2,061,843
MAINTENANCE AND OPERATION					
Mechanical Service					
Auto Service	$ 1,620.88	$ 359.12	$ 1,980	$ 1,804	$ 1,650
Rent—Office Equipment	8.00				
Repairs and Minor Changes	6,257.56	545.07	7,000	10,000	4,000
Repairs — Operating Equipment	16,250.70	3,303.98	15,000	18,000	15,000
Stores Service					
Furnishings and Household Supplies	834.54	1,341.57	1,752	3,941	3,368
Laundry, Cleaning and Waste Removal Services			200	400	200
Medical, Surgical and Laboratory Supplies	5.66				
Office Services	7,676.51	6,055.67	10,487	10,776	10,323
Office Supplies	30,028.07	7,061.98	27,000	61,917	48,185
Other Operating and Maintenance Supplies, N. O. C.	921.92	273.22	654	800	440
Postage	1,900.90	420.00	1,546	2,662	2,400
Printing and Other Reproductive Supplies	50.99	201.46	600	875	875
Rent—Office Equipment		140.40	141	175	175
Repairs — Operating Equipment	148.27	237.89	238	25	25
Reports and Bulletins—Departmental			358	535	475
Stationery and Forms	5,218.18	402.96	5,000	5,500	5,500
Central Duplicating Bureau					
Stationery and Forms	4,935.75	632.69	3,364	4,300	4,300
Courts					
Jury Expense	22,029.92	10,144.91	29,000	30,000	30,000
Jury Fees	201,178.00	64,920.00	235,000	250,000	225,000
Jury Mileage	76,866.94	26,790.71	97,000	103,000	82,000
Outside Judges' Expense	10,537.65	5,867.33	15,000	15,000	15,000
Professional and Expert Services	112,792.00	40,171.50	135,000	150,000	130,000
Reporting and Transcribing	79,812.75	43,076.65	103,075	103,075	103,075
Witness Fees and Expense	7,325.91	2,201.96	11,000	11,000	9,000
All Other					
Auto Mileage	11,697.70	3,697.36	12,000	12,500	12,500
Communication	35.09	4.93	150	150	75
Furnishings and Household Supplies	6,429.24	725.51	5,850	1,043	49
Insurance—Auto Mileage	650.00	85.00	420	540	480
Judgments and Damages	28.49		100	100	
Office Services	306.98		200	300	200
Office Supplies	7.51				
Postage	1,000.78	3,811.00	3,811	5,814	5,000
Rent—Office Equipment				180	180

SUPERIOR COURT—Continued

Classification		EXPENDITURES Actual Prior Year 1953-54	Actual Current Year To 12-1-54	Estimated Current Year 1954-55	Requested Fiscal Year 1955-56	Allowed Fiscal Year 1955-56
MAINTENANCE AND OPERATION—Continued						
All Other—Continued						
Stationery and Forms		12.15				
Storage—Motor Vehicles		119.35	26.50	100	150	150
Transportation—Legal Residence		50.94				
Transportation—Local		45.00	8.00	100	100	50
Traveling Expense			8.65	400	400	200
TOTAL MAINTENANCE AND OPERATION		$ 606,784.33	$ 222,516.02	$ 723,526	$ 805,062	$ 709,875
CAPITAL OUTLAY						
Equipment		$ 20,534.87	$ 5,134.80	$ 35,632	$ 52,467	$ 44,536
3 Adding Machines	$ 1,155					
3 Blackboards	165					
14 Bookcase—Bases	126					
83 Bookcase—Sections	1,660					
14 Bookcase—Tops	126					
Books	23,503					
66 Chairs	4,175					
8 Clocks	120					
1 Collator	533					
6 Costumers	210					
3 Couches	900					
8 Desks	955					
4 Dictating Machines, Dictator	1,800					
2 Dictating Machines, Transcriber	750					
17 Fans	630					
9 Filing Cabinets	1,200					
10 Heaters, Electric	175					
14 Lamps	440					
3 Lecterns	243					
2 Public Address Systems	895					
4 Stands, Dictating Machine	60					
4 Stands, Dictionary	140					
15 Tables	905					
1 Truck, Vault	35					
9 Typewriters	3,005					
15 Watercoolers	450					
6 X-Ray Illuminators	180					
TOTAL SUPERIOR COURT		$2,682,133.35	$ 900,930.01	$2,840,258	$3,033,164	$2,816,254

Grand Jury

Makes inquiry into all public offenses committed or triable within the county, and presents them to the court by indictment; into the condition and management of public prisons; into misconduct in office of public officers; examines the books, records and accounts of all the officers of the county, etc., all of the expense of which is a charge against county funds. Jury fees and mileage; reporting and transcribing, and auditing county departments, are mandatory items.

APPROPRIATIONS $91,400

Classification	Actual Prior Year 1953-54	Actual Current Year To 12-1-54	Estimated Current Year 1954-55	Requested Fiscal Year 1955-56	Allowed Fiscal Year 1955-56
			EXPENDITURES		
MAINTENANCE AND OPERATION					
Mechanical Service					
Auto Service	$ 290.40	$ 17.26	$ 500	$ 300	$ 300
Repairs and Minor Changes	106.04		100	100	100
Repairs—Operating Equipment	372.80	158.23	200	200	200
Stores Service					
Office Services	16.70	34.50	75	75	75
Office Supplies	716.33	41.74	250	250	250
Postage	70.00	1.00	50	50	50
Printing & Other Reproductive Supplies	370.27		500	400	400
Reports and Bulletins—Departmental	301.31	91.57	92		
Stationery and Forms	74.30	39.27	100	50	50
Central Duplicating Bureau					
Stationery and Forms	54.77		100	400	400
All Other					
Communication		1.50	25	25	25
Jury Fees	3,912.00	1,500.00	4,000	4,000	4,000
Jury Mileage	2,573.40	1,123.65	2,500	2,500	2,500
Professional and Expert Services	41,499.52	61,929.08	200,000	75,000	75,000
Reporting and Transcribing	3,846.10	3,440.80	7,500	7,500	7,500
Subsistence and Care of Persons	1.80				
Traveling Expense			25		
Witness Fees and Expense	746.66	87.14	550	550	550
TOTAL GRAND JURY	**$ 54,952.40**	**$ 68,465.74**	**$ 216,567**	**$ 91,400**	**$ 91,400**

County Clerk

This appropriation provides for the expense necessary in performance of the Clerk's duties as Ex-officio Clerk of the Superior Court, and functions performed in the Marriage License and Corporation Divisions as authorized under the Government Code.

APPROPRIATIONS $1,837,825

Classification	EXPENDITURES Actual Prior Year 1953-54	Actual Current Year To 12-1-54	Estimated Current Year 1954-55	Requested Fiscal Year 1955-56	Allowed Fiscal Year 1955-56
SALARIES AND WAGES	$1,515,485.93	$ 533,769.62	$1,563,100	$1,794,374	$1,745,732
Less Salary Savings				98,690	121,226
SALARIES AND WAGES—NET	$1,515,485.93	$ 533,769.62	$1,563,100	$1,695,684	$1,624,506
MAINTENANCE AND OPERATION					
Mechanical Service					
Auto Service	$ 1,155.85	$ 432.32	$ 1,900	$ 1,900	$ 1,900
Repairs and Minor Changes	2,204.54	1,426.17	1,427	805	805
Repairs — Operating Equipment	2,766.86	659.06	2,426	949	949
Stores Service					
Furnishings and Household Supplies				257	257
Laundry and Cleaning Supplies	56.07		25	40	40
Office Services	2,337.20	629.02	6,100	4,100	3,100
Office Supplies	6,847.59	2,748.33	7,955	7,900	7,900
Postage	6,532.25	1,950.00	9,000	5,000	5,000
Printing & Other Reproductive Supplies	34,479.08	6,210.43	24,054	26,400	26,400
Rent—Office Equipment	2,060.39	769.00	2,500	16,841	16,841
Repairs—Operating Equipment	3.09		50	280	280
Small Tools and Implements	1.60			20	20
Stationery and Forms	45,959.19	6,057.03	35,000	42,000	42,000
Central Duplicating Bureau					
Stationery and Forms	11,083.37	7,053.10	19,000	20,000	20,000
All Other					
Auto Mileage	2,254.55	813.03	3,000	3,000	3,000
Communication	95.41	18.05	100	100	100
Insurance—Auto Mileage	145.00	30.00	160	180	120
Microfilm Project	34,184.53	9,669.68	16,000	79,834	53,223
Office Services	73.07	42.00	97	92	92
Office Supplies	.50	54.60	20	20	20
Postage	24.34	9.30	25	25	25
Professional and Expert Services	15.00			25	25
Public Office and Court Service	2.00				
Repairs — Operating Equipment			20	20	20
Storage—Motor Vehicles	.50	1.45	2		
Transportation—Local	206.00	83.00	250	250	250
Transportation Services	49.36	1.71	100	100	100
Traveling Expense	160.77	1.76	200	200	200
TOTAL MAINTENANCE AND OPERATION	$ 152,698.11	$ 38,659.04	$ 129,411	$ 210,338	$ 182,667
Less Service Charges	1,024.10	445.00	445	720	720
TOTAL MAINTENANCE AND OPERATION—NET	$ 151,674.01	$ 38,214.04	$ 128,966	$ 209,618	$ 181,947

COUNTY CLERK—Continued

Classification		EXPENDITURES Actual Prior Year 1953-54	Actual Current Year To 12-1-54	Estimated Current Year 1954-55	Requested Fiscal Year 1955-56	Allowed Fiscal Year 1955-56
CAPITAL OUTLAY						
Equipment		$ 28,158.86	$ 1,204.79	$ 46,070	$ 51,809	$ 31,372
Books	$ 65					
2 Cabinets—Bases	80					
1 Cabinet, Tab Control Panel	70					
3 Cabinets, Metal	12					
7 Cabinets, Microfilm	1,190					
1 Cart	25					
4 Carts, File	724					
49 Chairs	1,732					
4 Clocks	37					
1 Copyflex	525					
4 Couches	340					
13 Desks	1,350					
2 Dictating Machines, Dictator	900					
1 Dictating Machine, Transcriber	375					
1 Easel	13					
2 Editors, Film	170					
11 Fans	330					
118 Filing Cabinets	12,204					
1 Hydromixer	450					
1 Lamp, Darkroom	16					
7 Lamps	159					
2 Lamps, Mercury Vapor	300					
9 Lockers	180					
3 Numbering Machines	179					
8 Racks	170					
2 Racks, Register of Actions	960					
2 Racks, Sorting	184					
1 Refrigerator	125					
Shelving	300					
1 Stand, Telephone	71					
16 Stands, Typewriter	720					
3 Stools	135					
3 Tables	146					
2 Trays	80					
27 Typewriters	6,655					
1 Viewer, Film	400					
TOTAL COUNTY CLERK		$1,695,318.80	$ 573,188.45	$1,738,136	$1,957,111	$1,837,825

Central Duplicating Bureau

Service bureau performing duplicating work for various county departments. The appropriation is entirely offset by service charges of departments for whom work is performed.

APPROPRIATIONS $8,070

Classification	Actual Prior Year 1953-54	Actual Current Year To 12-1-54	Estimated Current Year 1954-55	Requested Fiscal Year 1955-56	Allowed Fiscal Year 1955-56
		EXPENDITURES			
MAINTENANCE AND OPERATION					
Salaries and Wages	$	$ 17,035.62	$ 64,968	$ 81,612	$ 81,612
Services and Supplies	168,487.34	41,726.62	110,032	118,388	118,388
TOTAL MAINTENANCE AND OPERATION	$ 168,487.34	$ 58,762.24	$ 175,000	$ 200,000	$ 200,000
Less Service Charges	171,090.96	48,871.16	175,000	200,000	200,000
TOTAL MAINTENANCE AND OPERATION—NET	$Cr. 2,603.62	$ 9,891.08	$	$	$
CAPITAL OUTLAY					
Equipment	$ 2,592.86	$ 57.36	$ 8,995	$ 8,608	$ 8,070
1 Co-Light Burner	$ 397				
1 Collating Machine	3,350				
2 Filing Cabinets	850				
1 Press, offset	2,500				
2 Joggers, Paper, Electric	274				
1 Rack, Padding	171				
1 Table	275				
1 Vacuum Frame	253				
TOTAL CENTRAL DUPLICATING BUREAU	$Cr. 10.76	$ 9,948.44	$ 8,995	$ 8,608	$ 8,070

Coroner

Appointive. Conducts investigations, inquests and post-mortems to determine cause of violent or unexplained deaths and determines the responsibility for death in cases of accident, murder or suicide; embalms and preserves bodies awaiting inquiry; makes disposition of bodies after inquiry. Expenditures for interpreting and witness fees and expense are mandatory items.

APPROPRIATIONS $373,822

Classification	EXPENDITURES Actual Prior Year 1953-54	Actual Current Year To 12-1-54	Estimated Current Year 1954-55	Requested Fiscal Year 1955-56	Allowed Fiscal Year 1955-56
SALARIES AND WAGES	$ 282,799.47	$ 96,518.07	$ 286,600	$ 357,698	$ 357,698
Less Salary Savings				16,746	22,087
SALARIES AND WAGES—NET	$ 282,799.47	$ 96,518.07	$ 286,600	$ 340,952	$ 335,611
MAINTENANCE AND OPERATION					
Mechanical Service					
Auto Service	$ 1,618.89	$ 354.25	$ 2,200	$ 2,700	$ 2,215
Repairs and Minor Changes	413.72	10.75	150	150	150
Repairs — Operating Equipment	613.64	272.21	500	500	500
Stores Service					
Administrative Services		.52	1		
Advertising Services	1.41				
Analyzing, Testing and Weighing Services			100	100	
Furnishings & Household Supplies		.53	400	400	400
Laundry, Cleaning and Waste Removal Services	1,337.21	242.22	1,400	1,400	1,400
Medical, Surgical & Laboratory Supplies	10,874.26	3,635.46	11,500	12,000	11,500
Office Services	386.65		125	125	125
Office Supplies	1,254.02	696.13	1,100	1,300	1,300
Other Operating and Maintenance Supplies, N. O. C.	113.30				
Postage	437.00	90.00	300	300	300
Printing & Other Reproductive Supplies	2.19		250	250	
Repairs—Operating Equipment	273.21	22.50	100	100	100
Stationery and Forms	823.94	64.59	600	1,200	1,200
Wearing Apparel	131.33		200	200	200
Central Duplicating Bureau					
Stationery and Forms	578.78		200	600	600
All Other					
Auto Mileage	5,498.39	1,797.48	6,000	7,000	7,000
Cemetery and Interment Expense	45.00		50	50	50
Communication	218.29	31.69	150	150	150
Insurance—Auto Mileage	535.00	180.00	630	720	720
Office Services	7.50				
Office Supplies	4.81				
Postage	.60				
Professional and Expert Services	10.00				
Transportation—Deceased Persons	22,960.00	7,125.00	8,235	3,000	1,500
Transportation—Local			10	10	10
Traveling Expense	313.35	262.00	400	700	700
Witness Fees and Expense	57.60	3.70	100	100	100
TOTAL MAINTENANCE AND OPERATION	$ 48,510.09	$ 14,789.03	$ 34,701	$ 33,055	$ 30,220

CORONER—Continued

Classification	EXPENDITURES Actual Prior Year 1953-54	Actual Current Year To 12-1-54	Estimated Current Year 1954-55	Requested Fiscal Year 1955-56	Allowed Fiscal Year 1955-56
CAPITAL OUTLAY					
Equipment	$ 701.96	$ 320.46	$ 1,789	$ 7,991	$ 7,991
Books $ 200					
4 Cutters, Orthopedic 356					
1 Dictating Machine, Transcriber 375					
1 Microtome, Rotary 675					
1 Typewriter 185					
1 X-Ray and Fluoroscopic Unit 6,200					
TOTAL CORONER	$ 332,011.52	$ 111,627.56	$ 323,090	$ 381,998	$ 373,822

Sheriff

Elective. The functions of the Sheriff are: execution of court orders, apprehension of criminals, protection of person and property, and preservation of peace throughout the unincorporated area. This appropriation includes the operating costs of the following divisions: Administration, Auxiliary Services, Civil, including the Constabulary, Detective and Crime Prevention, and Uniform. Operating costs of the Jail, Jail Store, and the Division of Corrections, which includes the Wayside Honor Rancho and Wayside Honor Rancho bakery, Biscailuz Center (Juvenile and Adult Facilities), and Detention Camps, whose functions are also under the supervision of the Sheriff, are covered by separate budget appropriations.

APPROPRIATIONS $9,252,104

Classification	EXPENDITURES Actual Prior Year 1953-54	Actual Current Year To 12-1-54	Estimated Current Year 1954-55	Requested Fiscal Year 1955-56	Allowed Fiscal Year 1955-56
SALARIES AND WAGES	$6,996,749.63	$2,433,655.16	$7,458,500	$9,341,742	$8,615,258
Less Salary Savings				340,856	481,094
SALARIES AND WAGES—NET	$6,996,749.63	$2,433,655.16	$7,458,500	$9,000,886	$8,134,164
MAINTENANCE AND OPERATION					
Mechanical Service					
Auto Service	$ 299,636.53	$ 140,494.58	$ 340,000	$ 417,024	$ 360,500
Repairs and Minor Changes	8,025.37	367.68	2,500	2,700	2,500
Repairs — Operating Equipment	5,988.41	2,158.12	6,000	6,100	4,000
Stores Service					
Advertising Services	.72				
Automotive Supplies	1,397.06	355.06	1,300	4,200	2,800
Communication	171.00	85.50	171	171	171
Educational and Recreational Supplies	237.41	115.75	275	275	275
Furnishings & Household Supplies	1,376.69	1,070.30	2,300	2,300	2,300
Inspection and Regulation Service	38.00	14.00	50	50	50
Laundry and Cleaning Supplies	2,876.51	1,452.46	3,500	3,500	3,500
Laundry, Cleaning & Waste Removal Services	80.25	52.50	800	1,440	1,440
Medical, Surgical and Laboratory Supp.	506.98	453.77	850	5,000	5,000
Office Services	459.76	699.95	1,400	1,425	750
Office Supplies	16,722.62	9,810.76	23,000	21,125	20 800
Other Operating & Maintenance Supplies, N. O. C.	29,389.24	13,102.41	25,400	23,400	23,300
Postage	7,308.56	5,770.00	11,500	12,025	12,000
Printing and Other Reproductive Supplies	21,616.03	13,447.06	29,500	32,075	27,000
Professional and Expert Services		528.18	529	25,952	8,000
Rent—Motor Vehicles	1,229.03	789.13	1,000	1,000	1,000
Rent—Office Equipment	1,338.00	623.00	1,338	3,318	3,318
Rent—Special Equipment, N. O. C.	1,200.00	500.00	1,200	1,200	1,200
Repairs—Operating Equipment	2,049.20	851.07	1,350	27,300	9,600
Small Tools and Implements	335.16	99.58	800	800	500
Stationery and Forms	16,268.39	5,169.64	16,000	17,240	17,140
Wearing Apparel	5,632.70	1,271.64	3,000	11,309	10,000
Central Duplicating Bureau					
Postage	1,319.66				
Stationery and Forms	4,528.20	2,112.60	5,500	5,500	5,500
All Other					
Auto Mileage	243,777.39	103,342.29	267,000	336,000	288,000
Communication	67,843.55	29,315.19	72,000	87,564	87,564
Criminal Investigation Expense	52,762.43	25,224.66	60,000	75,000	62,000
Insurance—Auto Mileage	22,800.00	9,970.00	24,000	28,800	26,000

SHERIFF—Continued

Classification	Actual Prior Year 1953-54	Actual Current Year To 12-1-54	Estimated Current Year 1954-55	Requested Fiscal Year 1955-56	Allowed Fiscal Year 1955-56
	EXPENDITURES				
MAINTENANCE AND OPERATION —Continued					
All Other—Continued					
Insurance—N. O. C.			100	712	406
Office Services	324.53	47.84	350	350	350
Office Supplies	55.84				
Postage	3,155.22	1,446.57	3,500	3,500	3,500
Professional and Expert Services	2,407.00	165.00	500	10,020	500
Rent—Motor Vehicles	3,064.35	3,726.00	8,500	8,500	8,500
Subsistence and Care of Persons	1,829.03	960.75	2,000	2,000	2,000
Transportation—Local	1,029.55	417.35	900	900	900
Transportation Services	9.25				
Traveling Expense	4,084.68	1,726.77	6,000	10,191	10,191
TOTAL MAINTENANCE AND OPERATION	$ 832,874.30	$ 377,737.16	$ 924,113	$1,189,966	$1,012,555
Less Service Charges	332.46	84.00	100	340	340
TOTAL MAINTENANCE AND OPERATION —NET	$ 832,541.84	$ 377,653.16	$ 924,013	$1,189,626	$1,012,215
CAPITAL OUTLAY					
Equipment	$ 82,864.96	$ 5,063.16	$ 85,503	$ 254,014	$ 105,725
3 Adding Machines, Electric	$ 1,050				
1 Antenna, Passive Reflector	450				
2 Battery Chargers	160				
1 Battery Eliminator	45				
1 Block & Pulley	100				
2 Boards, Map	61				
3 Bookcase—Bases	21				
9 Bookcase—Sections	153				
3 Bookcase—Tops	21				
Books	500				
1 Buffer, Power	50				
2 Cabinets, Film Storage	150				
2 Cabinets, Set-up	95				
4 Cabinets, Supply	300				
2 Cameras	625				
83 Chairs	3,025				
3 Clocks, Electric	27				
1 Contoura Constat	185				
3 Costumers	60				
1 Cutter, Paper, Power	1,600				
44 Desks	4,995				
1 Dispenser, Photocopy	25				
1 Dryer, Print	50				
3 Duplicators	675				
1 Editor, Film	85				
1 Electrophoreses Unit	215				
1 Enlarger, Photographic	215				
10 Fans, Electric	300				
160 Filing Cabinets	17,790				
3 Films, Training	200				
1 Flexowriter	4,000				
1 Frame, Exposure	300				
1 Helicopter	36,800				
4 Jacks, Floor	450				

SHERIFF—Continued

Classification		EXPENDITUDES Actual Prior Year 1953-54	Actual Current Year To 12-1-54	Estimated Current Year 1954-55	Requested Fiscal Year 1955-56	Allowed Fiscal Year 1955-56
CAPITAL OUTLAY—Continued						
Equipment—Continued						
50 Guns, Shot	2,750					
5 Lamps	100					
1 Lettering Set	120					
79 Lockers	2,610					
1 Meter, Light	30					
1 Mimeoscope	65					
6 Numbering Machines	240					
2 Paging Systems, Complete	875					
2 Polishers, Floor	400					
1 Press, Padding	40					
1 Printer, Verifax	400					
1 Printer, Photographic	85					
1 Punch Drill	240					
4 Radios F.M., 3-way Motorcycle	2,000					
2 Recorders, Tape	400					
2 Rolatapes	60					
1 Safe	300					
Shelving	3,205					
2 Stamps, Time	500					
11 Stands, Typewriter	495					
2 Stools, Metal	30					
1 Stretcher Carrier	150					
5 Tables	410					
Training Aids	500					
1 Tray, Sorting	57					
1 Truck, Mop	150					
36 Typewriters	7,960					
1 Wheelchair, Folding	125					
2 Wheeldex	50					
24 Public Address Units	6,600					
TOTAL SHERIFF		**$7,912,156.43**	**$2,816,371.48**	**$8,468,016**	**$10,444,526**	**$9,252,104**

Marshal, Municipal Courts

Established by authority of Act 4475, Deering's General Laws which creates one Marshal to serve all municipal courts established in judicial districts in Los Angeles County. The Marshal of municipal courts is appointed by a majority of the municipal court judges, and supersedes the eight marshals formerly serving each of the eight municipal courts operating prior to reorganization of the inferior court system. Executes, serves and returns all writs and processes directed to them by municipal courts or other competent authorities. Acts as bailiff of the municipal courts. Salaries of the Marshal and his attaches and the number of positions are fixed by the above statute. All expenses of the Marshal's office are a charge against the County of Los Angeles.

APPROPRIATIONS $1,562,708

Classification	EXPENDITURES Actual Prior Year 1953-54	Actual Current Year To 12-1-54	Estimated Current Year 1954-55	Requested Fiscal Year 1955-56	Allowed Fiscal Year 1955-56
SALARIES AND WAGES	$1,347,135.22	$ 474,064.41	$1,406,800	$1,536,419	$1,526,231
Less Salary Savings					78,458
SALARIES AND WAGES—NET	$1,347,135.22	$ 474,064.41	$1,406,800	$1,536,419	$1,447,773
MAINTENANCE AND OPERATION					
Mechanical Service					
Auto Service	$ 28,072.06	$ 7,608.05	$ 32,375	$ 40,480	$ 32,255
Rent—Office Equipment	12.00				
Repairs and Minor Changes	204.05	38.04	400	400	400
Repairs—Operating Equipment	258.80	31.78	400	425	425
Stores Service					
Furnishings and Household Supplies	113.75	75.07	200	150	150
Inventory	796.90				
Medical, Surgical & Laboratory Supplies	5.50	214.52	235	50	50
Office Services	56.90	99.00	120	120	120
Office Supplies	3,432.52	1,007.55	4,400	4,500	4,400
Other Operating and Maintenance Supplies, N. O. C.	133.10	44.30	275	275	275
Postage	9,956.25	3,919.40	11,800	11,000	11,000
Printing & Other Reproductive Supplies	43.78		75	75	75
Stationery and Forms	4,808.85	1,722.93	5,000	5,000	4,900
Wearing Apparel	264.71	25.35	50	250	200
Central Duplicating Bureau					
Stationery and Forms	1,275.04	618.88	1,700	1,500	1,500
All Other					
Auto Mileage	36,785.80	15,991.11	42,000	42,000	41,452
Insurance—Auto Mileage	4,540.00	1,560.00	4,000	5,000	5,000
Office Services	79.26	81.31	250	250	250
Office Supplies	4.79				
Postage	107.31	34.06	90	90	90
Subsistence and Care of Persons	282.47	82.72	300	300	300
Transportation—Local	2.40	37.00	187	300	250
TOTAL MAINTENANCE AND OPERATION	$ 91,236.24	$ 33,191.07	$ 103,857	$ 112,165	$ 103,092

MARSHAL, MUNICIPAL COURTS—Continued

Classification	Actual Prior Year 1953-54	Actual Current Year To 12-1-54	Estimated EXPENDITURES Current Year 1954-55	Requested Fiscal Year 1955-56	Allowed Fiscal Year 1955-56
CAPITAL OUTLAY					
Equipment	$ 4,931.81	$ 237.87	$ 14,876	$ 19,118	$ 11,843
1 Accounting Machine $2,900					
3 Adding Machines 1,275					
2 Air Conditioning Units 500					
1 Bookkeeping Machine 2,675					
Books 113					
1 Cabinet, Form 240					
1 Case, Pigeonhole 54					
3 Chairs 105					
1 Counter Addition 376					
5 Desks 650					
1 Letter Opener 55					
1 Locker 90					
1 Photo Copier, Portable 215					
1 Stand, Typewriter 45					
2 Stands, Telephone 50					
3 Stools 105					
13 Trays, Posting 585					
9 Typewriters 1,810					
TOTAL MARSHAL, MUNICIPAL COURTS	$1,443,303.27	$ 507,493.35	$1,525,533	$1,667,702	$1,562,708

Communications Department

This Department was established to coordinate County Communication facilities. The Department is responsible for the planning, design, acquisition, installation, and maintenance of communication equipment and services for all County Departments.

APPROPRIATIONS $2,023,343

Classification	EXPENDITURES Actual Prior Year 1953-54	Actual Current Year To 12-1-54	Estimated Current Year 1954-55	Requested Fiscal Year 1955-56	Allowed Fiscal Year 1955-56
SALARIES AND WAGES	$ 400,969.40	$ 203,278.57	$ 557,800	$1,085,214	$1,020,630
Deductions					
Salary Savings	$	$	$	$ 64,238	$ 102,369
Service Charges				122,268	135,115
Total Deductions	$	$	$	$ 186,506	$ 237,484
SALARIES AND WAGES—NET	$ 400,969.40	$ 203,278.57	$ 557,800	$ 898,708	$ 783,146
MAINTENANCE AND OPERATION					
Mechanical Service					
Auto Service	$ 209.15	$ 2,339.61	$ 20,380	$ 38,938	$ 34,998
Repairs and Minor Changes	24.35	215.58	650	4,965	4,965
Repairs—Operating Equipment	57.42	35.62	500	1,765	1,765
Transportation Services	34.30	7.54	8	75	75
Stores Service					
Food and Provisions				40	40
Fuel Supplies				500	500
Furnishings and Household Supplies		99.27	340	678	678
Laundry and Cleaning Supplies			80	178	178
Medical, Surgical and Laboratory Supplies			50	50	50
Office Services	189.00	94.50	200	275	275
Office Supplies	264.94	289.55	1,250	2,940	2,740
Other Operating and Maintenance Supplies, N. O. C.		2,102.28	15,000	60,584	56,144
Postage	105.00	9.00	50	155	155
Printing and Other Reproductive Supplies	26.88	36.60	180	200	200
Rent—Special Equipment, N. O. C.				240	240
Repairs—Operating Equipment		11.34	300		
Reports & Bulletins—Departmental	2,153.44	590.09	3,000	3,600	3,600
Small Tools & Implements		229.97	980	2,000	2,000
Stationery & Forms	537.47	499.02	2,100	3,105	2,605
Wearing Apparel		3.13	50	320	160
Central Duplicating Bureau					
Printing & Other Reproductive Supplies			50	50	50
Stationery & Forms	40.49	11.46	50	50	50
All Other					
Auto Mileage	50.00	1,075.31	3,864	5,471	3,231
Communication	914,726.65	280,590.84	1,092,120	1,213,762	1,213,762
Inspection and Regulation Service				225	225
Insurance—Auto Mileage		150.00	540	360	240
Office Services	.75	11.64	25	325	325
Office Supplies			15	15	15
Postage	.78	.18	25	71,149	69,749
Repairs and Minor Changes—Non-Structural Improvements				1,500	1,000
Repairs—Operating Equipment			664	700	700
Special Services				200	200
Transportation—Local	10.64	19.38	70	110	110
Traveling Expense			600	1,200	1,200
TOTAL MAINTENANCE AND OPERATION	$ 918,431.26	$ 288,421.91	$1,143,141	$1,415,725	$1,402,225
Less Service Charges	38,483.14	300.54	42,655	162,116	177,416
TOTAL MAINTENANCE AND OPERATION—NET	$ 879,948.12	$ 288,121.37	$1,100,486	$1,253,609	$1,224,809

COMMUNICATIONS DEPARTMENT—Continued

Classification	EXPENDITURES Actual Prior Year 1953-54	Actual Current Year To 12-1-54	Estimated Current Year 1954-55	Requested Fiscal Year 1955-56	Allowed Fiscal Year 1955-56
CAPITAL OUTLAY					
Equipment	$ 3,486.85	$ 6,174.97	$ 31,768	$ 21,961	$ 15,388
2 Analyzers, Capacitator	$ 150				
5 Benches	1,473				
1 Blackboard	35				
4 Bookcase—Bases	36				
6 Bookcase—Sections	120				
3 Bookcase—Tops	27				
Books	200				
1 Cabinet, w/Doors	509				
1 Cabinet, Panel	110				
2 Cabinets, Wardrobe	140				
17 Chairs	645				
1 Charger, Battery	10				
2 Clocks	16				
5 Costumers	80				
1 Couch	100				
4 Desks	415				
1 Dispenser, Tape	40				
1 Dolly, Pole	100				
3 Drills, Electric	110				
10 Fans	300				
5 Filing Cabinets	540				
15 Frames, Interlocking Tube	45				
1 Generator, Signal	442				
1 Generator, Signal, Low Frequency	875				
1 Generator, Television Sweep	495				
1 Jack, Hydraulic	70				
1 Locker	35				
1 Meter, Frequency	225				
1 Meter Grid-dip, OSC	112				
2 Meters, Frequency, Portable	350				
3 Meters, Volt OHM	180				
1 Monitor, Frequency	379				
1 Motor, Electric	30				
1 Oscillator, Audio	120				
1 Oscilloscope	355				
3 Power Supplies	1,035				
1 Press, Drill	110				
2 Pullers, Slack	78				
2 Radios, Two-way Mobile	850				
3 Reels	378				
1 Saw, Scroll	45				
1 Screen, Folding	25				
1 Stand, Tube Frame	25				
1 Stool, Bookkeeping	50				
7 Stools, Drafting	315				
2 Tables	95				
1 Tent, Cable Splicer	60				
1 Tester, Cathode Ray Tube	300				
1 Tester, Flyback	42				
1 Tester, Microwave Modulation	752				
1 Tester, Selenium Rectifier	35				
1 Tester, Tube	103				
2 Test Sets, Radio	155				
2 Typewriters	730				
3 Vises	135				
7 Voltmeters	631				
1 Water Cooler, Electric	175				
1 Wattmeter	220				
1 Wattmeter, Radio Frequency	175				
TOTAL COMMUNICATIONS DEPARTMENT	$1,284,404.37	$ 497,574.91	$1,690,054	$2,174,278	$2,023,343

Mechanical Department

This appropriation provides for the operation, maintenance, and guarding of County-owned buildings in the Civic Center area, operation and maintenance of General Government buildings in the outlying areas, for the maintenance of office machines, and custodial services in branch civic centers, with the exception of Special Districts and departments operating under Special Funds. Structural alterations required for Safety purposes are also included.

APPROPRIATIONS $3,640,973

Classification	Actual Prior Year 1953-54	Actual Current Year To 12-1-54	Estimated Current Year 1954-55	Requested Fiscal Year 1955-56	Allowed Fiscal Year 1955-56
			EXPENDITURES		
SALARIES AND WAGES	$1,069,564.05	$ 392,380.25	$1,210,500	$1,533,798	$1,492,218
Deductions					
Salary Savings	$	$	$	$ 134,925	$ 163,017
Service Charges				36,775	36,775
Total Deductions	$	$	$	$ 171,700	$ 199,792
SALARIES AND WAGES—NET	$1,069,564.05	$ 392,380.25	$1,210,500	$1,362,098	$1,292,426
MAINTENANCE AND OPERATION					
Mechanical Service					
Auto Service	$ 42,655.92	$ 11,558.07	$ 60,000	$ 70,664	$ 70,664
Fire Protection & Rescue Service	2,743.03	315.43	3,200	3,460	3,460
Fire Protection Supplies	869.45				
Furnishings and Household Supplies	2,992.59	1,000.19	7,000	7,000	7,000
Inspection and Regulation Service	2,354.56	364.80	2,800	2,950	2,950
Laundry and Cleaning Supplies	6,422.89	2,098.35	7,000	12,000	12,000
Laundry, Cleaning and Waste Removal Services	31,720.48	7,378.74	25,500	35,200	35,200
Medical, Surgical & Laboratory Supplies	2,993.07				
Office Services	31,405.28	9,196.22	60,000	64,900	56,400
Office Supplies	78.52	10.00	10		
Other Operating and Maintenance Supplies, N. O. C.	713.18	17.42	18		
Postage		1.71	2		
Repairs and Minor Changes—Buildings and Structures	559.80	1,050.18	20,000	14,200	11,200
Repairs and Minor Changes—Non-Structural Improvements	9,831.12				
Repairs—Operating Equipment	56,914.14	9,336.55	60,000	97,400	97,400
Small Tools and Implements	172.63	9.01	10		
Stationery and Forms		3.17	4		
Subsistence and Care of Persons	203.00				
Transportation—Local	10.00				
Transportation Services	30,885.35	2,976.49	50,000	51,500	51,500
Repairs and Minor Changes					
Alhambra Civic Center	2,116.71				
Biscailuz Center	10,177.24				
Biscailuz Center Tunnel	302.02				
Branch Shops, Mechanical	1,475.06				
Brotherton Building	148.03				
Builders Exchange Building S. M.	413.66				
Burbank Courts Building	1,958.11				
Bureau of Adoptions	3,032.38				
Bureau of Public Assistance, various	12,098.80				
Carpenter Mill	6,980.97				
Civic Center Building	22,598.35				
Civil Service Building	13,147.30				
Compton Civic Center	2,889.37				
County Art Institute	4,457.88				
County Health Bldg., 241 N. Figueroa	4,677.18				
County Jail	46,248.17				
County Shops	11,248.43				

MECHANICAL DEPARTMENT—Continued

Classification	EXPENDITURES				
	Actual Prior Year 1953-54	Actual Current Year To 12-1-54	Estimated Current Year 1954-55	Requested Fiscal Year 1955-56	Allowed Fiscal Year 1955-56
MAINTENANCE AND OPERATION—Continued					
Repairs and Minor Changes—Continued					
Downey Civic Center	3,236.77				
808 North Spring Street	30,016.50				
El Retiro	13,216.69				
Engineering Building	30,084.99				
501 New High Street	2,229.87				
524 North Spring Street	7,112.61				
Forestry Camps	1,883.69				
Forestry Headquarters Building	7,692.20				
Garage, Temple and Hill	4,114.89				
Garnier Building	1,675.38				
Goodwin Building	8,658.09				
Hall of Justice	65,611.86				
Hall of Records	49,290.82				
Health Centers	31,527.84				
History, Science and Art	9,055.16				
Huntington Park Civic Center	385.05				
Inglewood Civic Center	3,201.08				
Juvenile Hall	3,518.33				
Lancaster Memorial Hall	785.59				
Lennox Civic Center	5,783.56				
Los Cerritos Municipal Court	1,399.60				
Milliron Building	9,240.43				
Mira Loma Facility	81,037.93				
Miscellaneous, N. O. C.	12,015.31				
Municipal Court—East Los Angeles	405.08				
Municipal Court—Glendale	624.09				
Municipal Court —Santa Anita	955.84				
Municipal Courts Annex	4,061.02				
Municipal Courts Building	9,052.35				
123 South Figueroa	8,525.52				
Olive View Elevator Maintenance	7.10				
Parking Lot Areas	8,488.27				
Pasadena Civic Center (New)	8,397.88				
Pasadena County Building (Old)	833.86				
Patriotic Hall	6,454.62				
Pomona Welfare Office	58.56				
Pound	1,386.05				
Probate Courts	13,746.62				
Probation (5629½ Lankershim Blvd.)	399.90				
Probation Camps	8,793.53				
Purchasing and Stores	911.69				
Rainier Building	1,990.75				
Registrar of Voters—Warehouse	109.30				
San Fernando Civic Center	5,790.21				
Santa Fe Avenue, 7300	1,814.97				
Santa Monica Civic Center	4,109.02				
Sheriff—Altadena Sub Station	398.50				
Sheriff—East Los Angeles Sub Station	485.96				
Sheriff—Lancaster Sub Station	1,318.28				
Property Management—Rental		18,780.38	100,000	100,000	100,000
Property Management, Co-owned		12,923.56	125,000	150,000	150,000

MECHANICAL DEPARTMENT—Continued

Classification	EXPENDITURES Actual Prior Year 1953-54	Actual Current Year To 12-1-54	Estimated Current Year 1954-55	Requested Fiscal Year 1955-56	Allowed Fiscal Year 1955-56
MAINTENANCE AND OPERATION—Continued					
Repairs and Minor Changes—Continued					
Sheriff—Norwalk Sub Station	2,078.25				
Sheriff—San Dimas Sub Station	1,684.48				
Sheriff—Various Divisions	3,258.15				
610-616 New High Street	6,813.62				
630 North Broadway	6,819.83				
South Bay Cities Civic Center	1,904.56				
South San Pedro, 434	1,340.53				
Sugarman Building—Traffic Court	6,074.68				
Superior Courts—510 New High St.	5,252.62				
Temple and Grand Avenue	2,615.81				
Toy Loan—Maintenance of Elevator	3.45				
200 East Magnolia, Compton	487.74				
211 South Hill Street	853.26				
227 No. Figueroa—Surveyor's Warehouse	260.41				
304 North Grand—Alpha Hotel	350.27				
3200 North Main Street	4,150.02				
Van Nuys City Hall	1,034.41				
Venice Justice Courts	135.47				
Wayside Honor Rancho	34,161.39				
5305 South Vermont Avenue	3,396.78				
Welfare Building—Adams and Grand	9,087.72				
Whittier Municipal Court	1,321.34				
Women's Detention Unit No. 2	9,382.08				
Ordinary Maintenance		106,594.00	550,000	761,235	761,235
Special Jobs, Mechanical Dept.		49,488.81	290,000	404,214	332,438
Special Jobs, Other Depts.		54,523.82	210,000	577,559	339,554
Repairs and Minor Changes (Alterations)					
Biscailuz Center	563.30				
Biscailuz Tunnel (Micro Film Vault)	106.57				
Carpenter Mill	612.75				
Civic Center Building	11,623.72				
County Shops	4,424.70				
808 North Spring Street	13,088.91				
Engineering Building	4,560.09				
524 North Spring Street	570.37				
Forestry Camp No. 3	176.98				
Forestry Camp No. 4	322.20				
Forestry Headquarters Building	1,493.57				
Garage—123 South Figueroa	600.12				
Hall of Justice	11,205.48				
Hall of Records	5,183.83				
Lennox Civic Center	502.21				
Los Cerritos Municipal Court	270.56				
Alterations—Unforeseen		4,105.13	50,000	75,000	75,000
Purchasing and Stores	318.40				
Rental Property—Alterations and Maint.	62,069.95				
Lancaster Sheriff Sub-Station	297.11				
630 North Broadway	1,923.48				
Space Alterations	131,484.34				
Superior Courts Building	2,589.76				
Unforeseen	57,346.07				
Stores Service					
Fire Protection Supplies	653.74	601.10	3,500	3,500	3,500
Fuel Supplies	1,243.17				
Furnishings and Household Supplies	3,185.63		500	500	500
Inspection and Regulation Service	44.15				

MECHANICAL DEPARTMENT—Continued

Classification	EXPENDITURES Actual Prior Year 1953-54	Actual Current Year To 12-1-54	Estimated Current Year 1954-55	Requested Fiscal Year 1955-56	Allowed Fiscal Year 1955-56
MAINTENANCE AND OPERATION—Continued					
Stores Service—Continued					
Inventory	Cr. 7,674.68				
Laundry and Cleaning Supplies	4,867.87		200	200	200
Laundry, Cleaning and Waste Removal Services	10.41				
Medical, Surgical and Laboratory Supplies	882.36	334.46	800	1,400	1,400
Office Services	543.43	152.53	1,000	2,000	2,000
Office Supplies	4,162.94	894.43	6,500	6,500	6,500
Other Operating and Maintenance Supplies, N. O. C.	56,632.82	12,285.05	25,000	73,000	73,000
Postage	30.00	52.00	500	500	500
Printing & Other Reproductive Supplies	1,059.64	143.00	4,000	4,000	4,000
Repairs and Minor Changes—Non-Structural Improvements	11.29				
Repairs—Operating Equipment	1,299.29	1,057.19	1,058	1,000	1,000
Reports and Bulletins—Departmental			500	500	500
Small Tools and Implements	14,933.57	2,930.42	18,000	18,000	18,000
Stationery and Forms	9,654.29	296.03	8,000	10,000	10,000
Central Duplicating Bureau					
Stationery and Forms	1,121.98	191.37	1,500	2,000	2,000
All Other					
Auto Mileage	9,113.31	4,357.11	6,900	16,400	16,400
Inspection and Regulation Service	452.50	421.00	1,500	1,500	1,500
Insurance—Auto Mileage	1,320.00	660.00	900	2,160	2,160
Laundry and Cleaning Supplies	16.06				
Medical, Surgical and Laboratory Supplies	.65				
Office Services	15.00	1.30	1,000	1,000	1,000
Stationery and Forms		2,790.00	2,790		
Subsistence and Care of Persons	4,897.83	877.05	2,000	4,000	4,000
Transportation—Local	426.85	120.00	400	500	500
Traveling Expense	957.28	351.48	352	800	800
Wearing Apparel				12,720	12,720
Office Machine Repair Shop					
All Other			5,000		
Mechanical Service			5,000		
Stores Service			35,000		
Utilities					
All Other					
Construction—Gas Main Extension	27,000.00				
Heat, Light & Power Services	935,861.46				
Laundry, Cleaning and Waste Removal Services	18.00				
Water Service	170,335.38				

MECHANICAL DEPARTMENT—Continued

Classification	Actual Prior Year 1953-54	Actual Current Year To 12-1-54	Estimated Current Year 1954-55	Requested Fiscal Year 1955-56	Allowed Fiscal Year 1955-56
		EXPENDITURES			
MAINTENANCE AND OPERATION—Continued					
Safety					
Structural Alterations—Guarding and Protective Equipment					
Charities:					
Long Beach Hospital	589.08				
Rancho Los Amigos	514.88				
Mechanical Department	14,060.21	4,167.21	4,168		
Parks and Recreation	350.75				
Various Structures			20,000	23,232	23,232
TOTAL MAINTENANCE AND OPERATION	$2,511,780.36	$ 324,414.76	$1,776,612	$2,612,694	$2,291,413
Less Service Charges	29,109.70	37.00	12,000	12,019	12,019
TOTAL MAINTENANCE AND OPERATION—NET	$2,482,670.66	$ 324,377.76	$1,764,612	$2,600,675	$2,279,394
CAPITAL OUTLAY					
Equipment	$ 106,277.35	$ 12,197.07	$ 113,000	$ 90,774	$ 69,153
3 Adding Machines	$ 1,275				
4 Ammeters	200				
2 Ammeters, Recording	825				
1 Analyzer, Engine lube	35				
1 Bench, Moveable	97				
6 Benches	908				
9 Benches, Work	1,093				
1 Bender, Iron	275				
8 Bins, Metal Shelving	470				
1 Blower, Ventilating Unit	850				
1 Blower, w/vacuum attachment	150				
3 Blowers, Portable Electric	200				
Books	50				
1 Bookcase—Base	7				
2 Bookcase—Sections	35				
1 Bookcase—Top	7				
3 Booths, Cleaning	1,015				
1 Brake, Press Sheet Metal	3,418				
1 Brazer, Band Saw	145				
1 Cabinet, Plan	565				
3 Cabinets	899				
4 Cabinets, Storage	1,000				
4 Calculating Machines	3,050				
1 Cart, Typewriter	127				
24 Chairs	845				
1 Charger, Battery	200				
1 Cleaner, Small Parts	250				
20 Cleaners, Parts	400				
1 Clock, Watchman's	93				
2 Clocks, Electric	24				
3 Compressors, Air	2,505				
3 Conveyors, Wheel & Roller	165				
1 Curve, Wheel & Roller	65				
15 Desks	1,760				
1 Detector, Leak	110				
2 Dies, Conduit	350				
12 Dollies	214				
24 Dollies, Barrel	600				
5 Drills, Electric	358				
1 Drill Press	365				
1 Engraving Machine, Pantograph	2,260				
2 Fans, Electric	60				
2 Fans, Propellor	1,316				

MECHANICAL DEPARTMENT—Continued

Classification		EXPENDITURES Actual Prior Year 1953-54	Actual Current Year To 12-1-54	Estimated Current Year 1954-55	Requested Fiscal Year 1955-56	Allowed Fiscal Year 1955-56
CAPITAL OUTLAY—Continued						
Equipment—Continued						
12 Filing Cabinets	1,115					
15 Fire Extinguishers	825					
2 Furnaces, Plumbers	150					
1 Grinder, Bench	50					
1 Grinder, Hand Tool	175					
5 Guns, Soldering	75					
3 Hacksaws, Portable, Electric	465					
5 Heaters, Electric	100					
1 Hoist, Chain	125					
1 Hoist, Roofers	479					
2 Hoists, Coffing	90					
2 Impactools	300					
1 Jack, Hydraulic, Floor	125					
1 Jack, Platform	65					
2 Jacks, Bumper	170					
1 Jack, Floor	250					
1 Kettle, Tar	455					
1 Kit, Builders	160					
1 Lamp, Drafting	25					
1 Locker, Key	109					
70 Lockers	2,065					
1 Lockforming Machine	726					
1 Meter, Light	25					
1 Meter, Temperature Test	50					
4 Meters, AVR	415					
2 Meters, Volt	70					
1 Mixer, Cement	305					
1 Notcher, Mitre	250					
6 Platforms	190					
2 Polishers & Waxers, Floor	620					
1 Press, Power	1,080					
1 Pressure Handle, Drill	50					
1 Pump, Acid, Electric	350					
1 Pump, Portable, Centrifugal	250					
2 Pumps, Gasoline	1,190					
10 Pumps, Transfer	250					
6 Reels, Air & Water Hose	1,929					
4 Sanders	393					
1 Saw, Tile	160					
2 Saws, Skil	288					
2 Scaffolds	380					
1 Shears, Electric Powered	11,520					
1 Shears, Gap Squaring	1,000					
1 Shears, Hydraulic, Angle	300					
1 Shears, Stainless Steel	48					
1 Shears, Throatless	150					
1 Shelving Section	150					
8 Speed Control Attachments, f/Drills	250					
2 Stands, Calculator	90					
20 Stands, Car	180					
4 Stands, Tubular	28					
4 Stands, Vise, Differential	120					
2 Stations, Watchmen's	225					
1 Swadge & Shaper, Circular Saw	205					
2 Tables	70					
1 Tachometer	100					
1 Tachometer and Dwell Meter, Combination	90					
1 Tester, Headlight	250					

MECHANICAL DEPARTMENT—Continued

Classification		EXPENDITURES Actual Prior Year 1953-54	Actual Current Year To 12-1-54	Estimated Current Year 1954-55	Requested Fiscal Year 1955-56	Allowed Fiscal Year 1955-56
CAPITAL OUTLAY—Continued						
Equipment—Continued						
1 Tester, Insulation Resistance	271					
1 Tester, Motor	525					
1 Tire Remover, Truck	225					
1 Tool, Piston Knurling	55					
5 Toters, Tool	175					
3 Trays, Sorting	135					
1 Trencher Attachment, Tractor	2,500					
1 Truck, Barrel	60					
8 Trucks	366					
6 Trucks, Mop	740					
4 Trucks, Warehouse	200					
11 Typewriters	2,180					
1 Unishear	400					
2 Vacuum Cleaners	160					
2 Voltmeters, Three Scale	200					
1 Water Heater	105					
1 Welder, Electric, Gasoline Driven	625					
1 Wrench, Impact	475					
TOTAL MECHANICAL DEPARTMENT		**$3,658,512.06**	**$ 728,955.08**	**$3,088,112**	**$4,053,547**	**$3,640,973**

Building Service Equipment

Furnish and install building service equipment which is permanently tied into utilities for General Government buildings, such as electric water coolers, exhaust fans, heaters, air conditioning units, etc.

APPROPRIATIONS $149,222

Classification		EXPENDITURES Actual Prior Year 1953-54	Actual Current Year To 12-1-54	Estimated Current Year 1954-55	Requested Fiscal Year 1955-56	Allowed Fiscal Year 1955-56
CAPITAL OUTLAY						
Equipment		$	$	$	$ 164,312	$ 149,222
Allocated Amount for Equipment—						
Other County Depts.	$69,612					
8 Air Conditioners	4,960					
1 Blower, Exhaust	454					
1 Boiler, Generator Type	3,926					
4 Boosters, Water Heater	916					
9 Coolers, Evaporative	2,050					
1 Fan, Ceiling	400					
2 Fans, Exhaust	1,096					
3 Fans, Propeller Type	1,184					
26 Fountains, Drinking, Electric	8,850					
2 Furnaces, Forced Air	2,127					
1 Heater, Electric	802					
2 Heaters Space	1,020					
4 Motors, Electric	250					
2 Tanks, Hot Water Storage	1,360					
Unallocated Amount for Equipment	50,000					
1 Water Heater	215					
TOTAL BUILDING SERVICE EQUIPMENT		$	$	$	$ 164,312	$ 149,222

Utilities

Centralized appropriation for the payment of General Government utilities costs. Disbursement by the Mechanical Department.

APPROPRIATIONS $1,592,475

Classification	EXPENDITURES				
	Actual Prior Year 1953-54	Actual Current Year To 12-1-54	Estimated Current Year 1954-55	Requested Fiscal Year 1955-56	Allowed Fiscal Year 1955-56
MAINTENANCE AND OPERATION					
Stores Service					
Fuel Supplies	$	$ 662.53	$ 133,625	$ 137,100	$ 137,100
Heat, Light and Power Services		5,321.98	5,322		
All Other					
Fuel Supplies (Natural Gas)			275,000	315,000	315,000
Heat, Light and Power Services		296,437.94	835,000	934,600	934,600
Laundry, Cleaning and Waste Removal Services		6.00	6		
Water Service		89,323.91	210,000	230,000	230,000
TOTAL MAINTENANCE AND OPERATION	**$**	**$ 391,752.36**	**$1,458,953**	**$1,616,700**	**$1,616,700**
Less Service Charges			11,500	10,725	24,225
TOTAL UTILITIES	**$**	**$ 391,752.36**	**$1,447,453**	**$1,605,975**	**$1,592,475**

Fire Apparatus and Motor Vehicles

Purchase of Fire Apparatus and Automotive equipment authorized by the Board of Supervisors for use of various County Departments.

APPROPRIATIONS $992,900

Classification	EXPENDITURES				
	Actual Prior Year 1953-54	Actual Current Year To 12-1-54	Estimated Current Year 1954-55	Requested Fiscal Year 1955-56	Allowed Fiscal Year 1955-56
CAPITAL OUTLAY					
Equipment					
Accessories	$	$	$ 10,000	$ 15,000	$ 15,000
Motor Vehicles	732,416.25	235,242.87	769,300	1,253,050	977,900
TOTAL FIRE APPARATUS AND MOTOR VEHICLES	**$ 732,416.25**	**$ 235,242.87**	**$ 779,300**	**$1,268,050**	**$ 992,900**

Building Services

Has responsibility for elevator service and custodial care in most County-owned buildings.

APPROPRIATIONS $948,954

Classification	Actual Prior Year 1953-54	Actual Current Year To 12-1-54	Estimated Current Year 1954-55	Requested Fiscal Year 1955-56	Allowed Fiscal Year 1955-56
		EXPENDITURES			
SALARIES AND WAGES	$ 866,839.12	$ 319,896.80	$ 908,100	$1,091,555	$1,060,795
Deductions					
Salary Savings	$	$	$	$ 79,020	$ 79,105
Service Charges				42,784	98,507
Total Deductions	$	$	$	$ 121,804	$ 177,612
SALARIES AND WAGES—NET	$ 866,839.12	$ 319,896.80	$ 908,100	$ 969,751	$ 883,183
MAINTENANCE AND OPERATION					
Mechanical Service					
Auto Service	$ 910.52	$ 248.78	$ 946	$ 1,658	$ 1,600
Repairs — Operating Equipment	1,614.36	324.80	1,300	1,300	1,300
Stores Service					
Furnishings and Household Supplies	27,797.43	9,887.06	32,640	34,380	27,202
Laundry and Cleaning Supplies	18,440.86	6,192.53	19,935	20,805	19,000
Laundry, Cleaning & Waste Removal Services	9,089.76	2,934.69	9,864	9 864	9,500
Medical, Surgical and Laboratory Supplies	18.46		14	14	14
Office Supplies	110.57	36.70	125	125	125
Other Operating and Maintenance Supplies, N. O. C.	1,181.10	804.15	805	1,145	1,145
Postage			10	10	10
Repairs—Operating Equipment	25.24		75	75	50
Small Tools and Implements	226.59	160.71	161	100	100
Stationery and Forms		10.30	50	50	50
Transportation Services	12.65				
Wearing Apparel	890.28	319.56	800	900	800
Central Duplicating Bureau					
Stationery and Forms	7.81		20	20	20
All Other					
Auto Mileage	52.16	57.47	60	60	60
Furnishings and Household Supplies	12.67				
Special Services		1,530.00	1,530		
Wearing Apparel			6,120	6,240	6,240
TOTAL MAINTENANCE AND OPERATION	$ 60,390.46	$ 22,506.75	$ 74,455	$ 76,746	$ 67,216
Less Service Charges	3,356.00	839.00	3,360	3,360	6,800
TOTAL MAINTENANCE AND OPERATION—NET	$ 57,034.46	$ 21,667.75	$ 71,095	$ 73,386	$ 60,416
CAPITAL OUTLAY					
Equipment	$ 4,385.28	$	$ 3,499	$ 7,895	$ 5,355
19 Chairs	$ 675				
5 Couches	500				
1 Desk	140				
5 Floor Machines	1,750				
3 Heaters, Space	350				
55 Lockers	1,100				
3 Tables	240				
2 Vacuum Cleaners	600				
TOTAL BUILDING SERVICES	$ 928,258.86	$ 341,564.55	$ 982,694	$1,051,032	$ 948,954

Protection to Person and Property

Total Appropriations	**$5,356,345**

Recorder and Registrar of Titles

Appointive. Evidence of ownership of all land in the County and of those having liens or encumbrances upon the land are based upon the records in the Recorder's office. Duties of the Recorder are to accept for recordation or filing, to transcribe and index same, in the manner prescribed, those documents, instruments and papers and notices provided by the state law to be recorded or filed. Also, under the Health and Safety Code to register all marriage certificates and to file and index all copies of birth and death certificates. Under the Land Title Act (Torrens) the Recorder is made the Registrar of Titles, a separate and distinct department from the Recorder's, whose duties are to receive and register all instruments affecting the real property registered under this Act and to issue Certificates of Title covering same.

APPROPRIATIONS $1,068,309

Classification	EXPENDITURES Actual Prior Year 1953-54	Actual Current Year To 12-1-54	Estimated Current Year 1954-55	Requested Fiscal Year 1955-56	Allowed Fiscal Year 1955-56
SALARIES AND WAGES	$ 663,151.05	$ 228,991.94	$ 700,000	$ 822,420	$ 811,752
Less Salary Savings				59,602	98,662
SALARIES AND WAGES—NET	$ 663,151.05	$ 228,991.94	$ 700,000	$ 762,818	$ 713,090
MAINTENANCE AND OPERATION					
Mechanical Service					
Auto Service	$ 52.82	$ 21.29	$ 108	$ 108	$ 108
Repairs and Minor Changes	1,550.64	341.60	600	400	400
Repairs — Operating Equipment	1,547.10	601.35	2,800	3,543	3,543
Stores Service					
Furnishings and Household Supplies	18.38	.17	14	14	14
Laundry and Cleaning Supplies	91.00	45.84	140	125	125
Office Services	12,967.81	1,492.34	14,250	11,615	11,615
Office Supplies	3,257.48	683.39	3,500	3,500	3,000
Postage	2,050.00	1,345.00	2,500	2,500	2,500
Printing & Other Reproductive Supplies	164,923.37	61,957.47	189,086	197,600	197,600
Rent—Office Equipment	53,309.06	18,174.90	54,208	54,454	54,454
Repairs—Operating Equipment	4,483.74	1,640.05	4,700	4,800	4,800
Small Tools and Implements	19.17	21.68	35	25	25
Stationery and Forms	28,491.41	6,463.39	36,000	37,000	37,000
Central Duplicating Bureau					
Stationery and Forms	10,529.80	2,251.11	7,100	7,100	6,500
All Other					
Communication			5	5	5
Office Services			200	200	200
Postage	21,304.51	13,001.44	25,016	24,016	24,016
Transportation Services	28.88	12.42	30	30	30
Traveling Expense	82.00		250	250	250
TOTAL MAINTENANCE AND OPERATION	$ 304,707.17	$ 108,053.44	$ 340,542	$ 347,285	$ 346,185
Less Service Charges	4,081.50	1,141.20	4,474	5,040	5,040
TOTAL MAINTENANCE AND OPERATION—NET	$ 300,625.67	$ 106,912.24	$ 336,068	$ 342,245	$ 341,145

RECORDER AND REGISTRAR OF TITLES—Continued

Classification		EXPENDITURES Actual Prior Year 1953-54	Actual Current Year To 12-1-54	Estimated Current Year 1954-55	Requested Fiscal Year 1955-56	Allowed Fiscal Year 1955-56
CAPITAL OUTLAY						
Equipment		$ 5,295.43	$ 1,726.37	$ 7,381	$ 14,644	$ 14,074
1 Adding Machine	$ 425					
12 Bookcases	2,747					
25 Chairs	875					
6 Desks	600					
1 Fan, Electric	30					
1 Map Case	259					
9 Numbering Machines	445					
1 Printer	25					
1 Recorder, Photographic	7,500					
2 Stands, Typewriter	90					
2 Tables	238					
2 Typewriters	840					
TOTAL RECORDER AND REGISTRAR OF TITLES		$ 969,072.15	$ 337,630.55	$1,043,449	$1,119,707	$1,068,309

Public Administrator

Appointive. Administer estates if the decedent resided or had property in California and had appointed no executor by a will, and left no resident heir who would succeed to any portion of the estate, or where court directs to act. Also includes Public Guardian who acts as guardian of the person and estate of any person in the County of Los Angeles who is a patient at County institution or who is recipient of aid or who is under jurisdiction of Mental Health Department, where it appears the estate does not exceed $5,000 in probable value.

APPROPRIATIONS $250,705

Classification	Actual Prior Year 1953-54	Actual Current Year To 12-1-54	Estimated Current Year 1954-55	Requested Fiscal Year 1955-56	Allowed Fiscal Year 1955-56
		EXPENDITURES			
SALARIES AND WAGES	$ 238,314.64	$ 78,844.38	$ 233,200	$ 257,328	$ 257,328
Less Salary Savings				11,138	19,824
SALARIES AND WAGES—NET	$ 238,314.64	$ 78,844.38	$ 233,200	$ 246,190	$ 237,504
MAINTENANCE AND OPERATION					
Mechanical Service					
Repairs and Minor Changes	$ 21.57	$ 24.11	$ 50	$ 100	$ 50
Repairs — Operating Equipment	81.35	10.56	100	279	279
Stores Service					
Laundry and Cleaning Supplies	82.70				
Laundry, Cleaning and Waste Removal Services	10.76	25.21	150	150	150
Medical, Surgical and Laboratory Supplies	8.95				
Office Services	399.50	107.50	200	467	467
Office Supplies	1,192.52	482.91	1,450	1,350	1,350
Other Operating and Maintenance Supplies, N. O. C.		11.95	12		
Postage	2,069.50	960.00	2,750	2,440	2,440
Printing and Other Reproductive Supplies	20.64		100	75	
Reports and Bulletins—Departmental	359.39		450	450	450
Stationery and Forms	1,510.20	358.49	1,550	1,300	1,300
Wearing Apparel				40	40
Central Duplicating Bureau					
Stationery and Forms	609.30	174.13	600	675	675
All Other					
Advertising Services	39.00				
Auto Mileage	3,052.68	882.64	3,300	3,200	3,200
Communication	2.80		15	10	10
Insurance—Auto Mileage	585.00	200.00	600	600	600
Office Services	32.50	20.00	50	33	33
Office Supplies	.78				
Postage	11.28	5.46	12	12	12
Public Office and Court Service	1.00	2.00	2		
Transportation — Local	432.20	180.00	450	450	450
Traveling Expense		31.50	200	200	200
TOTAL MAINTENANCE AND OPERATION	$ 10,523.62	$ 3,476.46	$ 12,041	$ 11,756	$ 11,706
CAPITAL OUTLAY					
Equipment	$ 690.72	$ 157.68	$ 275	$ 1,495	$ 1,495
1 Adding Machine	$ 337				
1 Cart, Register	170				
3 Chairs	105				
1 Dictating Machine, Dictator	299				
1 Dictating Machine, Transcriber	299				
2 Fans, Electric	50				
1 Typewriter	235				
TOTAL PUBLIC ADMINISTRATOR	$ 249,528.98	$ 82,478.52	$ 245,516	$ 259,441	$ 250,705

Farm Advisor

The Farm Advisor's Department gives to farmers the result of agricultural research of the University of California and the United States Department of Agriculture. Lectures, demonstrations, farm calls, letters, telephone calls, bulletins, etc., are the means used to disseminate agricultural information to the farmers. The county provides clerical and stenographic assistance, while the University of California pays the salaries of the Farm Advisor and his technical assistants.

APPROPRIATIONS $59,631

Classification	EXPENDITURES Actual Prior Year 1953-54	Actual Current Year To 12-1-54	Estimated Current Year 1954-55	Requested Fiscal Year 1955-56	Allowed Fiscal Year 1955-56
SALARIES AND WAGES	$ 32,701.02	$ 11,065.55	$ 34,100	$ 41,494	$ 40,762
Less Salary Savings				3,647	5,063
SALARIES AND WAGES—NET	$ 32,701.02	$ 11,065.55	$ 34,100	$ 37,847	$ 35,699
MAINTENANCE AND OPERATION					
Mechanical Service					
Auto Service	$ 12,603.64	$ 3,421.90	$ 13,180	$ 15,535	$ 14,600
Repairs — Operating Equipment	249.17	20.47	250	250	175
Stores Service					
Agricultural, Botanical & Animal Supplies	68.57	129.05	130	200	200
Educational and Recreational Supplies	404.18	50.02	325	500	400
Furnishings and Household Supplies	4.12		50	50	50
Laundry and Cleaning Supplies	4.52	2.57	3		
Laundry, Cleaning and Waste Removal Services	1.25		15	15	15
Medical, Surgical and Laboratory Supplies	54.25	9.22	75	75	75
Office Services	100.35	22.56	75	100	100
Office Supplies	1,065.57	79.95	525	600	600
Other Operating and Maintenance Supplies, N. O. C.	33.21	2.93	35	50	50
Postage	390.00	60.00	500	525	525
Printing & Other Reproductive Supplies	1,333.36	324.20	1,300	1,400	1,400
Repairs — Operating Equipment	36.61		60	60	60
Small Tools and Implements	55.73	4.08	70	70	70
Stationery and Forms	182.31	5.79	300	300	300
Wearing Apparel			15	15	15
Central Duplicating Bureau					
Stationery and Forms	547.76	114.50	300	300	300
All Other					
Auto Mileage	24.09	5.92	6	50	
Communication	25.17	5.70	15	135	135
Educational and Recreational Supplies	115.17	2.35	150	150	150
Office Services	17.70				
Office Supplies	.35				
Subsistence and Care of Persons	1,976.28	567.17	1,600	1,900	1,800
Transportation Services	74.79	21.91	25	75	75
Traveling Expense	463.92	176.59	450	575	550
TOTAL MAINTENANCE AND OPERATION	$ 19,832.07	$ 5,026.88	$ 19,454	$ 22,930	$ 21,645

FARM ADVISOR—Continued

Classification		EXPENDITURES Actual Prior Year 1953-54	Actual Current Year To 12-1-54	Estimated Current Year 1954-55	Requested Fiscal Year 1955-56	Allowed Fiscal Year 1955-56
CAPITAL OUTLAY						
Equipment		**$ 1,027.42**	**$ 670.52**	**$ 2,019**	**$ 2,632**	**$ 2,287**
Books	$ 75					
2 Chairs	70					
1 Desk	175					
3 Fans	90					
2 Filing Cabinets	415					
1 Folder	350					
2 Gauges	90					
1 Mimeograph, w/Cabinet	720					
1 Stapler, Electric	127					
1 Typewriter	175					
TOTAL FARM ADVISOR		**$ 53,560.51**	**$ 16,762.95**	**$ 55,573**	**$ 63,409**	**$ 59,631**

Forester and Fire Warden

Established by authority of Government Code and County Charter. Duties include fire prevention and suppression and enforcement of related laws, firebreak maintenance, inspections and fire hazard abatement, conservation education, operation of camps of juvenile court wards in co-operation with Probation Department, experimental forestry work and watershed protection and reforestation.

APPROPRIATIONS $2,549,176

Classification	EXPENDITURES Actual Prior Year 1953-54	Actual Current Year To 12-1-54	Estimated Current Year 1954-55	Requested Fiscal Year 1955-56	Allowed Fiscal Year 1955-56
SALARIES AND WAGES	**$1,453,194.11**	**$ 571,654.80**	**$1,864,500**	**$2,783,143**	**$2,670,499**
Deductions:					
Salary Savings	$	$	$	$ 82,101	$ 173,582
Service Charges			..	531,045	448,435
Total Deductions	$	$	$	$ 613,146	$ 622,017
SALARIES AND WAGES—NET	**$1,453,194.11**	**$ 571,654.80**	**$1,864,500**	**$2,169,997**	**$2,048,482**
MAINTENANCE AND OPERATION					
Mechanical Service					
Automotive Supplies	$ 335.44	$	$	$	$
Auto Service	89,745.22	25,884.80	100,000	126,642	115,735
Fire Protection Supplies	38.30				
Other Operating and Maintenance Supplies, N. O. C.	344.07				
Repairs and Minor Changes—Buildings and Structures	2,299.24	316.06	317		
Repairs and Minor Changes—Non-Structural Improvements	285.98	18.48	3,000	8,000	6,000
Repairs—Motor Vehicles	30,684.55	5,110.55	30,000	32,725	32,725
Repairs—Operating Equipment	1,861.79	340.39	1,300	1,500	1,500
Special Services	211.01				
Stores Service					
Agricultural, Botanical and Animal Supplies	2,894.96	1,170.64	3,200	3,150	3,150
Analyzing, Testing and Weighing Services	12.00				
Automotive Supplies	1,575.27	399.79	2,500	3,170	2,750
Educational and Recreational Supplies	1,649.56	2,484.48	5,000	9,200	7,000
Fire Protection Supplies	8,697.51	3,234.16	18,500	24,475	24,475
Food and Provisions	21,571.22	6,363.87	15,000	11,534	11,534
Fuel Supplies	3,761.40	1,075.23	2,700	2,448	2,448
Furnishings and Household Supplies	3,896.64	1,151.73	4,500	4,515	4,000
Inspection and Regulation Service	10.50				
Laundry and Cleaning Supplies	2,515.17	1,023.07	2,000	1,521	1,521
Laundry, Cleaning and Waste Removal Services	555.61	54.97	600	1,114	1,114
Medical, Surgical and Laboratory Supplies	289.50	479.98	500	363	363
Office Services	1,578.08	1,139.95	1,900	2,495	2,250
Office Supplies	4,180.07	1,037.93	4,200	4,493	4,493
Other Operating and Maintenance Supplies, N. O. C.	39,253.06	7,435.42	36,000	38,000	38,000
Postage	297.50	581.00	1,100	1,308	1,308
Printing & Other Reproductive Supplies	2,888.72	938.93	3,200	6,558	5,558
Rent—Motor Vehicles	40,700.24	10,897.50	60,000	65,679	65,679
Rent—Special Equipment, N. O. C.	94.74				
Repairs and Minor Changes—Buildings and Structures	706.29	39.80	40		
Repairs and Minor Changes—Non-Structural Improvements	1,027.57				
Repairs—Motor Vehicles	79.49		2,000	2,000	2,000
Repairs — Operating Equipment	2,192.64	58.38	1,400	1,467	1,467
Reports and Bulletins—Departmental	587.46	15.61	700	1,875	1,875
Small Tools and Implements	6,136.20	2,172.26	7,900	8,362	6,500
Special Services	34.04		150	50	50
Stationery and Forms	1,808.43	350.55	2,500	2,727	2,000
Wearing Apparel	1,608.24	26.60	3,000	1,500	1,500

FORESTER AND FIRE WARDEN—Continued

Classification	EXPENDITURES Actual Prior Year 1953-54	Actual Current Year To 12-1-54	Estimated Current Year 1954-55	Requested Fiscal Year 1955-56	Allowed Fiscal Year 1955-56
MAINTENANCE AND OPERATION—Continued					
Central Duplicating Bureau					
Stationery and Forms	959.91	339.53	1,500	2,000	1,250
All Other					
Analyzing, Testing and Weighing Services		1.65	2		
Auto Mileage	46,586.06	13,471.13	43,000	45,000	45,000
Automotive Supplies	251.43				
Communication	21,014.21	3,888.44	21,975	31,660	31,660
Compensation to Juvenile Delinquents	24,218.00		37,000	46,260	38,605
Fire Protection and Rescue Service	348,226.62				
Food Provisions	28.50				
Heat, Light and Power Services	127.53				
Insurance—Auto Mileage	3,910.00	655.00	3,000	3,900	2,500
Insurance—Liability	6,738.10	2,750.00	7,000	7,150	7,150
Laundry, Cleaning & Waste Removal Services	156.00	38.50	153	153	153
Maintenance Extraordinary			7,500	4,874	4,874
Office Services	3,152.19	1,316.84	5,000	6,850	6,850
Other Operating and Maintenance Supplies, N. O. C.	382.11				
Postage	5.53	2.45	7	7	7
Professional and Expert Services	32,341.07	1,617.84	35,000	50,049	50,049
Repairs and Minor Changes—Buildings and Structures	60.56				
Repairs and Minor Changes—Non-Structural Improvements	55.09				
Repairs—Operating Equipment	698.54	47.31	48		
Small Tools and Implements		2.32	3		
Special Services	8,536.41	31.00	100	100	100
Transportation — Local	65.85	12.60	25	25	25
Transportation Services	2,245.27	3,203.36	3,204	3,951	3,951
Traveling Expense	1,041.33	228.01	1,500	1,700	1,500
TOTAL MAINTENANCE AND OPERATION	$ 777,208.02	$ 101,408.11	$ 479,224	$ 570,550	$ 540,669
Less Service Charges	88,447.64	15,555.55	90,000	111,675	108,955
TOTAL MAINTENANCE AND OPERATION—NET	$ 688,760.38	$ 85,852.56	$ 389,224	$ 458,875	$ 431,714
CAPITAL OUTLAY					
Equipment	$ 32,188.89	$ 3,424.17	$ 24,000	$ 77,762	$ 68,980
1 Adding Machine	$ 425				
2 Anemometer	50				
3 Angle Attachments, Impact Tool	117				
1 Balancer, Wheel	756				
1 Battery, Lubrication	540				
14 Beds	940				
1 Bench, Bakers	320				
16 Benches	320				
9 Bookcase-Bases	63				
24 Bookcase-Sections	408				
9 Bookcase-Tops	63				
1 Bookkeeping Machine	3,500				
Books	70				
1 Calculating Machine	840				
1 Camera	385				
2 Cases, Library	200				
182 Chairs	4,717				
6 Chargers, Battery	510				
4 Clocks, Electric	36				
1 Control Unit, Temperature	645				
1 Cooler, Evaporative	130				

FORESTER AND FIRE WARDEN—Continued

Classification		EXPENDITURES Actual Prior Year 1953-54	Actual Current Year To 12-1-54	Estimated Current Year 1954-55	Requested Fiscal Year 1955-56	Allowed Fiscal Year 1955-56
CAPITAL OUTLAY—Continued						
Equipment—Continued						
1	Demonstration Kit, Table Top	150				
17	Desks	1,660				
8	Drills, Electric	456				
1	Dryer, Photographic	20				
1	Edger, Lawn	18				
3	Erasing Machines	66				
1	Expander, Hose	1,355				
1	Explosi-Meter	85				
4	Extinguishers	260				
3	Fans	105				
1	Figure, Animated Sparky Dog	946				
28	Filing Cabinets	3,005				
1	Galvenometer, Blasting	24				
1	Gauge, Pitot	47				
2	Gauges, Wheel Alignment	140				
1	Generator	775				
2	Grinders, Electric	165				
1	Gun, Grease	50				
1	Heater, Butane	175				
1	Heater, Electric	11				
3	Jacks, Hydraulic	210				
2	Lamps, Desk	40				
2	Lecturns, w/light	150				
1	Light Kit, Flood	268				
1	Light Kit, Spot	228				
1	Map Board	35				
12	Masks, Air	2,640				
1	Megaphone, Hand	50				
2	Meters, Exposure	70				
1	Mixer, Pastry	1,130				
2	Mowers, Lawn	48				
1	Net, Safety	2,400				
6	Numbering Machines	224				
1	Press, Drill	460				
1	Press, Mounting, Photographic	120				
4	Pumps, Gasoline	700				
3	Pumps, Portable	2,400				
2	Racks, Hose	300				
15	Radios, Handie-Talkie	4,500				
14	Radios, Mobile, Transmitter and Receiver	8,400				
2	Ranges	425				
1	Reader, Sound	260				
16	Reflectors, Bulb	46				
5	Refrigerators	945				
2	Rewinders, Film	96				
1	Sander, Electric	150				
1	Saw, Hack, Pneumatic	55				
1	Saw, Radial	605				
2	Screens, Projection	105				
2	Scythettes	380				
1	Slicer, Meat, Electric	266				
1	Softener, Water	200				
6	Speakers, Horn type	114				
1	Stamp, Time, Electric	250				
2	Stands, Ash Tray	34				
5	Stands, Typewriter	225				
1	Stapler, Electric	155				
1	Stool, Step	75				
2	Stools, Metal	30				
1	Synchronizer, Photographic	126				

FORESTER AND FIRE WARDEN—Continued

Classification		EXPENDITURES Actual Prior Year 1953-54	Actual Current Year To 12-1-54	Estimated Current Year 1954-55	Requested Fiscal Year 1955-56	Allowed Fiscal Year 1955-56
CAPITAL OUTLAY—Continued						
Equipment—Continued						
42 Tables	3,260					
4 Tables, Drafting	1,200					
1 Tachometer, Hand Counter	11					
37 Telephones	1,580					
1 Tester, Hose	1,500					
2 Testers, Alternators	136					
7 Testers, Battery-Starter	630					
2 Testers, Dwell-Tachometers	136					
3 Testers, Volt-Ampere	345					
1 Titler, Film	235					
1 Torch, Welding	125					
5 Transformers	635					
3 Trays, Legal	24					
22 Typewriters	4,515					
1 Voltmeter	40					
1 Washer, Print	270					
1 Wheeldex	60					
4 Wrench Kits, Electric Impact	815					
TOTAL FORESTER AND FIRE WARDEN		**$2,174,143.38**	**$ 660,931.53**	**$2,277,724**	**$2,706,634**	**$2,549,176**

Agricultural Department

Appointive. Enforcement of state laws, county ordinances and orders of the Board of Supervisors to prevent introduction and spread of agricultural pests; abatement of injurious insects, rodents, weeds and plant diseases; regulation of pest control operators and issuance of permits for application of injurious materials; control and eradication of bee diseases; rearing of beneficial insects; enforcement of laws to prevent deception in sale of fruits, nuts, vegetables, eggs and honey; registration of orchards; compilation of crop production and acreage reports and similar statistics.

APPROPRIATIONS $648,580

Classification	Actual Prior Year 1953-54	Actual Current Year To 12-1-54	Estimated Current Year 1954-55	Requested Fiscal Year 1955-56	Allowed Fiscal Year 1955-56
			EXPENDITURES		
SALARIES AND WAGES	$ 527,472.91	$ 182,932.31	$ 527,500	$ 618,614	$ 613,275
Deductions					
Salary Savings	$	$	$	$ 22,500	$ 37,471
Service Charges				21,573	19,845
Total Deductions	$	$	$	$ 44,073	$ 57,316
SALARIES AND WAGES—NET	$ 527,472.91	$ 182,932.31	$ 527,500	$ 574,541	$ 555,959
MAINTENANCE AND OPERATION					
General Services					
Mechanical Service					
Auto Service	$ 3,111.24	$ 1,335.51	$ 3,220	$ 3,734	$ 3,734
Repairs and Minor Changes	847.36		400	500	500
Repairs — Operating Equipment	474.53	142.51	900	900	900
Stores Service					
Agricultural, Botanical and Animal Supplies	17,287.00	9,760.79	17,300	17,600	17,600
Analyzing, Testing and Weighing Services			200	200	200
Automotive Supplies			5	10	10
Educational and Recreational Supplies	212.97	112.39	265	300	300
Educational Services	1.00				
Furnishings and Household Supplies	25.73	2.88	3		
Inventory	Cr. 786.98				
Laundry and Cleaning Supplies	17.38	1.14	50	50	50
Laundry, Cleaning and Waste Removal Services			10	20	20
Medical, Surgical and Laboratory Supplies	45.96	.92	50	50	50
Office Services	46.17	10.00	50	50	50
Office Supplies	761.71	303.61	700	775	775
Other Operating and Maintenance Supplies, N. O. C.	440.77	100.23	475	500	500
Postage	670.00	237.00	690	700	700
Printing & Other Reproductive Supplies	311.61	106.35	400	400	350
Rent—Office Equipment	200.04				
Repairs and Minor Changes—Non-Structural Improvements	83.43				
Repairs — Operating Equipment		8.65	250	200	200
Reports and Bulletins—Departmental	48.00	35.00	70	75	75
Small Tools and Implements	472.05	41.26	475	400	400
Stationery and Forms	1,263.55	1,698.62	4,000	4,200	4,200
Storage—N. O. C.	7.05		15	30	30
Central Duplicating Bureau					
Stationery and Forms	1,016.76	99.42	1,000	1,000	1,000
All Other					
Auto Mileage	46,783.07	16,178.92	49,000	49,500	49,500
Communication	238.34	35.56	240	250	200
Heat, Light and Power Services	20.70	17.13	20	25	25
Insurance—Auto Mileage	4,547.20	1,506.80	4,800	4,980	4,800

AGRICULTURAL DEPARTMENT—Continued

Classification	EXPENDITURES Actual Prior Year 1953-54	Actual Current Year To 12-1-54	Estimated Current Year 1954-55	Requested Fiscal Year 1955-56	Allowed Fiscal Year 1955-56
MAINTENANCE AND OPERATION—Continued					
General Services—Continued					
All Other—Continued					
Laundry, Cleaning and Waste Removal Services	1.50	1.37	2		
Office Services	21.70	10.18	65	80	80
Office Supplies	1.79				
Other Operating and Maintenance Supplies, N. O. C.			20	20	20
Postage	5.46	1.13	6	5	5
Repairs—Operating Eqiupment	2.00				
Small Tools and Implements	5.25				
Subsistence and Care of Persons	700.41	313.98	700	700	650
Transportation—Local	46.00	32.00	50	50	50
Transportation Services	25.48	3.27	25	15	15
Traveling Expense	588.30	30.75	500	500	500
Water Service	18.20			20	20
Total General Services	$ 79,562.73	$ 32,127.37	$ 85,956	$ 87,839	$ 87,509
Beneficial Insect Production					
Mechanical Service					
Auto Service	$ 73.36	$ 3.92	$ 75	$ 70	$ 70
Repairs and Minor Changes	5.16				
Repairs — Operating Equipment			25	30	30
Stores Service					
Agricultural, Botanical and Animal Supplies	6.13		25	25	25
Furnishings and Household Supplies	5.56				
Laundry and Cleaning Supplies	10.65				
Medical, Surgical and Laboratory Supplies	4.14				
Other Operating and Maintenance Supplies, N. O. C.	12.97				
Storage—N. O. C.	.80				
All Other					
Auto Mileage	186.97	44.72	160	160	160
Communication	56.90	1.10	20	17	17
Heat, Light and Power Services	285.33	29.74	300	300	300
Insurance—Auto Mileage	12.80	3.20	25	30	30
Water Service	39.74		75	75	75
Total Beneficial Insect Production	$ 700.51	$ 82.68	$ 705	$ 707	$ 707
Predatory Animal Control	$ 4,654.14	$ 1,193.06	$ 4,910	$ 4,910	$ 4,910
Pest Abatement Under Commercial Contract	$ 1,021.26	$ 2,461.03	$ 2,500	$ 2,500	$ 2,500
Pest Abatement Under Notice or Agreement	$	$	$	$ 3,500	$ 3,500
TOTAL MAINTENANCE AND OPERATION	$ 85,938.64	$ 35,864.14	$ 94,071	$ 99,456	$ 99,126
Less Service Charges	10,579.30	2,476.70	11,500	11,500	11,500
TOTAL MAINTENANCE AND OPERATION—NET	$ 75,359.34	$ 33,387.44	$ 82,571	$ 87,956	$ 87,626

AGRICULTURAL DEPARTMENT—Continued

Classification		Actual Prior Year 1953-54	Actual Current Year To 12-1-54	Estimated Current Year 1954-55	Requested Fiscal Year 1955-56	Allowed Fiscal Year 1955-56
		EXPENDITURES				
CAPITAL OUTLAY						
Equipment		$ 2,762.80	$ 692.48	$ 2,592	$ 6,243	$ 4,995
2 Bookcase-Bases	$ 18					
10 Bookcase-Sections	200					
2 Bookcase-Tops	13					
Books	100					
11 Chairs	285					
1 Costumer	20					
4 Desks	295					
1 Dictating Machine, Dictator	450					
1 Dictating Machine, Transcriber	375					
1 Engine	375					
1 Fan	30					
5 Filing Cabinets	670					
1 Hood, Chemical	549					
1 Mimeograph Machine	720					
1 Refractometer	70					
3 Scales, Instrument	45					
Shelving and Cabinet	280					
1 Truck	40					
2 Typewriters	390					
1 Vise	40					
1 Wheeldex	25					
TOTAL AGRICULTURAL DEPARTMENT		$ 605,595.05	$ 217,012.23	$ 612,663	$ 668,740	$ 648,580

Livestock Department

Appointive. It is the duty of the Livestock Department, acting in cooperation with the Division of Animal Industry, State Department of Agriculture, to enforce all laws of the State of California and orders and ordinances of the Board of Supervisors pertaining to the health and sanitary surroundings of livestock.

APPROPRIATIONS $152,544

Classification	Actual Prior Year 1953-54	Actual Current Year To 12-1-54	Estimated Current Year 1954-55	Requested Fiscal Year 1955-56	Allowed Fiscal Year 1955-56
		EXPENDITURES			
SALARIES AND WAGES	$ 124,527.83	$ 42,530.00	$ 127,700	$ 139,923	$ 136,812
Less Salary Savings				6,472	9,803
SALARIES AND WAGES—NET	$ 124,527.83	$ 42,530.00	$ 127,700	$ 133,451	$ 127,009
MAINTENANCE AND OPERATION					
Mechanical Service					
Auto Service	$ 2,706.21	$ 643.72	$ 3,711	$ 3,815	$ 3,255
Repairs — Operating Equipment	88.77	5.52	110	110	110
Stores Service					
Agricultural, Botanical and Animal Supplies	891.89	2.06	950	378	
Furnishings and Household Supplies	69.42		70	70	70
Laundry and Cleaning Supplies	48.38	16.89	100	100	100
Laundry, Cleaning & Waste Removal Services	51.83	19.56	105	105	80
Medical, Surgical and Laboratory Supplies	835.64	227.61	680	680	680
Office Services	374.21	65.02	450	450	450
Office Supplies	212.69	62.63	190	190	190
Other Operating and Maintenance Supplies, N. O. C.	45.56	9.08	107	107	85
Postage	325.00	80.00	325	325	325
Printing & Other Reproductive Supplies	192.31	129.73	250	250	250
Repairs—Operating Equipment	105.96	5.00	50	50	50
Stationery and Forms	328.66	91.75	350	350	350
Wearing Apparel	156.99	156.44	272	344	344
Central Duplicating Bureau					
Postage			175	175	175
Stationery and Forms	314.30	64.60	157	146	146
All Other					
Auto Mileage	14,748.86	4,901.43	15,960	17,000	16,250
Insurance—Auto Mileage	915.00	315.00	960	960	960
Office Services	10.38				
Other Operating and Maintenance Supplies, N. O. C.	8.23	30.67	31	10	10
Postage	1.18				
Transportation Services	1.50	1.50	25	10	10
Traveling Expense	635.71	272.20	774	844	844
TOTAL MAINTENANCE AND OPERATION	$ 23,068.68	$ 7,100.41	$ 25,802	$ 26,469	$ 24,734
CAPITAL OUTLAY					
Equipment	$ 598.01	$ 1.03	$ 302	$ 988	$ 801
2 Binoculars	$ 130				
Books	100				
1 Cabinet, Microscope Slide	58				
6 Chairs	84				
1 Filing Cabinet	175				
1 Illuminator, Microscope	44				
3 Tables	210				
TOTAL LIVESTOCK DEPARTMENT	$ 148,194.52	$ 49,631.44	$ 153,804	$ 160,908	$ 152,544

Sealer of Weights and Measures

Appointive. Protection of the public through continuous, systematic inspections for accuracy of all weighing and measuring apparatus used in trade throughout the city and county; the condemnation or seizure of incorrect and fraudulent instruments; and prosecution of persons guilty of short-weight, short-measure, or fraud in the purchase or sale of commodities, including adulteration or substitution of gasoline and motor oils. This work is authorized and made mandatory by California State Law.

APPROPRIATIONS $311,420

Classification	EXPENDITURES Actual Prior Year 1953-54	Actual Current Year To 12-1-54	Estimated Current Year 1954-55	Requested Fiscal Year 1955-56	Allowed Fiscal Year 1955-56
SALARIES AND WAGES	$ 245,204.79	$ 84,688.77	$ 248,900	$ 331,456	$ 299,492
Less Salary Savings				21,190	22,634
SALARIES AND WAGES—NET	$ 245,204.79	$ 84,688.77	$ 248,900	$ 310,266	$ 276,858
MAINTENANCE AND OPERATION					
Mechanical Service					
Auto Service	$ 10,163.46	$ 2,627.53	$ 12,069	$ 15,515	$ 12,069
Repairs and Minor Changes	344.76	150.58	400	400	400
Repairs — Operating Equipment	359.22	104.29	1,100	2,800	1,303
Stores Service					
Furnishings and Household Supplies	145.90	63.86	200	200	50
Medical, Surgical and Laboratory Supplies	382.53	70.65	700	700	700
Office Services	49.00	16.50	100	100	50
Office Supplies	371.39	136.19	525	575	525
Other Operating and Maintenance Supplies, N. O. C.	272.86	105.64	400	975	650
Postage	252.00	80.00	300	300	300
Printing and Other Reproductive Supplies	218.06	119.53	350	475	350
Repairs—Operating Equipment	149.25		400	650	450
Small Tools and Implements	2,869.41	110.16	1,000	2,541	1,303
Stationery and Forms	1,104.66	435.77	1,000	1,500	1,400
Wearing Apparel	85.16		50	100	50
Central Duplicating Bureau					
Stationery and Forms	116.92	94.68	100	800	800
All Other					
Auto Mileage	9,038.59	3,662.67	9,900	9,900	9,900
Automotive Supplies	4.93		425	50	
Communication	5.10		5	10	10
Insurance—Auto Mileage	980.00	400.00	1,080	1,200	1,200
Office Services	.35		50	50	50
Other Operating and Maintenance Supplies, N. O. C.		4.01	75	150	50
Printing and Other Reproductive Supplies		2.48	3		
Repairs—Operating Equipment		4.41	5		
Small Tools and Implements	67.08	3.34	4		
Storage—Motor Vehicles	3.75		10	10	10
Subsistence and Care of Persons	704.10	22.00	750	900	900
Transportation—Local	17.76		20	20	20
Transportation Services	8.10	6.92	10	20	10
Traveling Expense	566.65	95.45	650	735	735
TOTAL MAINTENANCE AND OPERATION	$ 28,280.99	$ 8,316.66	$ 31,681	$ 40,676	$ 33,285
Less Service Charges	248.33		250	300	300
TOTAL MAINTENANCE AND OPERATION—NET	$ 28,032.66	$ 8,316.66	$ 31,431	$ 40,376	$ 32,985

SEALER OF WEIGHTS AND MEASURES—Continued

Classification		EXPENDITURES Actual Prior Year 1953-54	Actual Current Year To 12-1-54	Estimated Current Year 1954-55	Requested Fiscal Year 1955-56	Allowed Fiscal Year 1955-56
CAPITAL OUTLAY						
Equipment		$ 1,090.48	$ 48.09	$ 1,395	$ 33,658	$ 1,577
Books	$ 50					
1 Clock, Electric	9					
2 Conveyors	100					
1 Desk	150					
1 Drill	94					
Installation of Exhaust Fans	754					
1 Percolator, Electric	25					
1 Typewriter	395					
TOTAL SEALER OF WEIGHTS AND MEASURES		$ 274,327.93	$ 93,053.52	$ 281,726	$ 384,300	$ 311,420

Pound Department

The County Poundmaster operates under a county ordinance providing for the licensing of dogs and the regulation and impounding of dogs and other animals in unincorporated territory. This department also places unlicensed dogs in such shelters and pounds as are designated by the Board of Supervisors. Certain fees, fines and penalties are collected for the care of dogs and other animals at the Pound.

APPROPRIATIONS $189,328

Classification	EXPENDITURES Actual Prior Year 1953-54	Actual Current Year To 12-1-54	Estimated Current Year 1954-55	Requested Fiscal Year 1955-56	Allowed Fiscal Year 1955-56
SALARIES AND WAGES	$ 159,975.86	$ 57,371.51	$ 113,700	$ 253,870	$ 209,782
Deductions					
Salary Savings	$	$	$	$ 23,000	$ 25,846
Service Charges				55,500	55,500
Total Deductions	$	$	$	$ 78,500	$ 81,346
SALARIES AND WAGES—NET	$ 159,975.86	$ 57,371.51	$ 113,700	$ 175,370	$ 128,436
MAINTENANCE AND OPERATION					
Mechanical Service					
Auto Service	$ 14,632.21	$ 4,481.18	$ 18,000	$ 27,198	$ 20,755
Repairs and Minor Changes	821.66		200	400	400
Repairs — Operating Equipment	1,799.09	114.18	300	500	500
Stores Service					
Advertising Services	4.08	15.13	25	40	25
Communication	405.00				
Feed and Forage for Animals	2,632.50	986.26	3,600	6,960	4,320
Furnishings and Household Supplies	75.13	20.45	100	290	100
Laundry and Cleaning Supplies	327.01	154.40	300	740	300
Medical, Surgical and Laboratory Supplies	28.72		50	90	50
Office Service	3.10				
Office Supplies					
Other Operating and Maintenance Supplies, N. O. C.	360.07 765.64	119.07 387.34	400 800	640 2,720	400 900
Postage					
Printing and Other Reproductive Supplies	1,745.00 4.88	930.00	2,400	2,666	2,400
Small Tools and Implements				140	25
Stationery and Forms	2,578.60	929.80	2,500	3,620	2,500
Wearing Apparel	35.02	35.37	36		
Central Duplicating Bureau					
Stationery and Forms	684.05	39.42	700	700	400
All Other					
Auto Mileage	7,532.50	3,268.52	9,400	10,759	10,075
Feed and Forage for Animals	41.85	28.91	80	80	80
Fuel Supplies	85.35	34.95	150	175	100
Humane Societies	7,355.00	2,666.00	8,000	8,000	8,000
Impounding and Disposal of Animals	3,939.00	1,192.00	4,000	4,100	4,100
Insurance—Auto Mileage	785.00	295.00	840	950	890
Laundry and Cleaning Supplies	1.25		20	20	20
Office Services	62.64	1.60	80	100	100
Other Operating and Maintenance Supplies, N. O. C.	13.50			2,395	1,200
Professional and Expert Services			300	500	300
Refund of Impounding Fees	10,190.34				
Repairs—Operating Equipment	86.35	32.68	33		
Special Services			285	50	50
TOTAL MAINTENANCE AND OPERATION	$ 56,994.54	$ 15,732.26	$ 52,599	$ 73,833	$ 57,990

POUND DEPARTMENT—Continued

Classification		Actual Prior Year 1953-54	Actual Current Year To 12-1-54	Estimated Current Year 1954-55	Requested Fiscal Year 1955-56	Allowed Fiscal Year 1955-56
		EXPENDITURES				
CAPITAL OUTLAY						
Equipment		$ 3,915.52	$	$ 1,945	$ 12,671	$ 2,902
1 Block, Meat Chopping	$ 130					
1 Bookcase-Base	9					
2 Bookcase-Sections	40					
1 Bookcase-Top	9					
Books	100					
1 Chair	35					
1 Duplicating Machine, w/Stand	230					
1 Filing Cabinet	185					
2 Radios-Mobile	1,200					
2 Stands	77					
1 Stapling Machine, Electric	100					
1 Time Stamp, Electric	250					
1 Waxer, Floor	150					
1 Work Bench	387					
TOTAL POUND DEPARTMENT		$ 220,885.92	$ 73,103.77	$ 168,244	$ 261,874	$ 189,328

Pound Department - Livestock Indemnity Fund

A statutory appropriation, to be used to reimburse owners of livestock for destruction by dogs, and to partially pay costs of the Pound Department for licensing and control of dogs. The source of these appropriations is revenue accruing from the sale of dog licenses.

APPROPRIATIONS $60,500

Classification	Actual Prior Year 1953-54	Actual Current Year To 12-1-54	Estimated Current Year 1954-55	Requested Fiscal Year 1955-56	Allowed Fiscal Year 1955-56
	EXPENDITURES				
MAINTENANCE AND OPERATION					
All Other					
Animal Indemnities	$	$ 266.85	$ 5,000	$ 5,000	$ 5,000
Animal Regulation			52,500	55,500	55,500
TOTAL POUND DEPARTMENT—LIVESTOCK INDEMNITY FUND	$	$ 266.85	$ 57,500	$ 60,500	$ 60,500

Civil Defense - Disaster Relief

Under the National Defense Act, in conjunction with the Federal and State governments, to co-ordinate the Civil Defense-Disaster Relief program of the Los Angeles County government.

APPROPRIATIONS $66,152

Classification	Actual Prior Year 1953-54	Actual Current Year To 12-1-54	Estimated Current Year 1954-55	Requested Fiscal Year 1955-56	Allowed Fiscal Year 1955-56
		EXPENDITURES			
SALARIES AND WAGES	$	$ 10,798.10	$ 82,900	$ 117,864	$ 39,216
Salary Savings				10,410	
SALARIES AND WAGES—NET	$	$ 10,798.10	$ 82,900	$ 107,454	$ 39,216
MAINTENANCE AND OPERATION					
Mechanical Service					
Automotive Supplies	$	$ 918.04	$ 919	$	$
Auto Service			6,000	4,598	3,098
Repairs—Operating Equipment		5.67	1,000	1,500	710
Stores Service					
Furnishings and Household Supplies			25	25	25
Office Services		573.03	7,500	6,425	4,175
Office Supplies		96.44	600	6,655	655
Other Operating and Maintenance Supplies, N. O. C.			1,150	1,150	750
Postage		60.00	650	650	650
Printing & Other Reproductive Supplies		217.56	900	900	900
Reports and Bulletins—Departmental			600	600	600
Stationery and Forms		100.12	600	600	400
Wearing Apparel			1,600	1,450	988
Central Duplicating Bureau					
Stationery and Forms			300	400	300
All Other					
Auto Mileage			7,000	7,680	4,680
Communication		70	200	200	200
Insurance—Auto Mileage			420	480	270
Office Services			6,000	5,200	3,450
Subsistence and Care of Persons		2.20	50	400	400
Transportation Services			4,000	4,000	3,000
Traveling Expense		131.20	1,500	1,500	750
TOTAL MAINTENANCE AND OPERATION	$	$ 2,104.96	$ 41,014	$ 44,413	$ 26,001
CAPITAL OUTLAY					
Equipment	$	$	$ 170	$ 50,935	$ 935
1 Radio, Transmitter-Receiver, Mobile	$ 500				
1 Radio, Walkie-Talkie	250				
1 Typewriter	185				
TOTAL CIVIL DEFENSE—DISASTER RELIEF	$	$ 12,903.06	$ 124,084	$ 202,802	$ 66,152

Health and Sanitation

Total Appropriations **$6,598,708**

Health Department

Appointive. It is the duty of the Health Department to enforce and observe all orders and ordinances of the Board of Supervisors pertaining to health and sanitary matters; all orders, quarantine regulations, and rules prescribed by the State Board of Health; and all statutes relating to the public health and to vital statistics.

APPROPRIATIONS $3,528,204

Classification	EXPENDITURES Actual Prior Year 1953-54	Actual Current Year To 12-1-54	Estimated Current Year 1954-55	Requested Fiscal Year 1955-56	Allowed Fiscal Year 1955-56
SALARIES AND WAGES	$2,936,507.54	$1,032,553.32	$2,936,700	$4,059,817	$3,979,666
Deductions					
Salary Savings	$	$	$	$ 308,343	$ 325,495
Service Charges				508,399	558,616
Total Deductions	$	$	$	$ 816,742	$ 884,111
SALARIES AND WAGES—NET	$2,936,507.54	$1,032,553.32	$2,936,700	$3,243,075	$3,095,555
MAINTENANCE AND OPERATION					
Mechanical Service					
Auto Service	$ 13,336.61	$ 8,854.58	$ 18,500	$ 20,618	$ 20,256
Other Operating and Maintenance Supplies, N. O. C.	763.70	26.92	27		
Repairs and Minor Changes	3,178.50	704.60	1,430	1,430	1,400
Repairs — Operating Equipment	3,143.14	1,351.92	3,850	5,000	5,000
Stores Service					
Analyzing, Testing & Weighing Service			200	400	400
Educational and Recreational Supplies	91.98		85	575	200
Food and Provisions	129.61	75.49	155	400	350
Furnishings and Household Supplies	4,846.17	1,556.81	4,000	4,200	4,200
Impounding & Disposal of Animals	25.00		25	50	50
Laundry and Cleaning Supplies	3,413.25	1,071.13	2,380	2,850	2,750
Laundry, Cleaning and Waste Removal Services	13,189.13	6,243.77	13,636	14,136	14,136
Medical, Surgical and Laboratory Supplies	84,156.76	38,478.77	79,725	89,200	88,100
Office Services	1,562.11	794.73	1,661	1,685	1,585
Office Supplies	10,865.83	4,278.59	10,230	13,500	11,800
Other Operating and Maintenance Supplies, N. O. C.	5,172.83	2,059.53	4,715	4,580	4,580
Postage	9,069.78	3,741.00	7,520	7,800	7,600
Printing and Other Reproductive Supplies	13,751.80	5,972.19	11,720	16,170	14,161
Professional and Expert Services	10.00	30.00	30	30	30
Rent—Office Equipment	8,255.21	4,197.67	8,707	9,138	9,138
Repairs—Operating Equipment	3,541.08	2,724.79	4,325	4,750	4,675
Reports and Bulletins—Departmental	5,015.34	2,421.55	5,050	6,000	5,900
Small Tools and Implements	424.24	72.36	300	380	380
Stationery and Forms	15,056.26	7,799.71	15,510	16,230	15,930
Transportation Services	18.43	259.82	260		
Wearing Apparel	1,677.36	658.82	1,695	2,205	2,205
Central Duplicating Bureau					
Postage	1,448.50	1,607.65	3,120	3,300	3,300
Stationery and Forms	2,769.28	2,373.37	4,800	5,250	5,040
All Other					
Analyzing, Testing and Weighing Services			10,000	10,000	10,000
Auto Mileage	132,871.27	64,750.04	133,000	152,344	144,835
Communication	333.92	245.04	370	360	360
Food and Provisions		1.00	1		
Furnishings and Household Supplies	1.40	1.05	2		
Insurance—Auto Mileage	22,295.00	11,270.00	22,660	25,290	24,850
Laundry, Cleaning and Waste Removal Services	3,266.00	3,266.00	3,266	3,938	3,938
Medical, Surgical and Laboratory Supplies	1,067.86	572.23	1,452	1,800	1,800

HEALTH DEPARTMENT—Continued

Classification	Actual Prior Year 1953-54	Actual Current Year To 12-1-54	Estimated Current Year 1954-55	Requested Fiscal Year 1955-56	Allowed Fiscal Year 1955-56
	EXPENDITURES				
MAINTENANCE AND OPERATION—Continued					
All Other—Continued					
Office Services	2,094.19	741.03	2,160	2,360	2,360
Office Supplies	23.39	7.34	25	25	25
Other Operating and Maintenance Supplies, N. O. C.	2.22	2.91	10	10	10
Postage	1,818.75	797.79	1,810	1,825	1,825
Printing & Other Reproductive Supplies	5.49	2.37	3		
Repairs—Operating Equipment		100.00	300	1,200	1,200
Special Services	953.00	598.61	1,200	1,200	1,200
Stationery and Forms	39.27	20.27	40		
Subsistence and Care of Animals	680.00	377.90	800	800	750
Transportation—Local	345.17	113.70	375	380	380
Transportation Services	231.57	76.91	200	200	200
Traveling Expense	4,957.98	1,757.95	3,150	4,500	3,661
TOTAL MAINTENANCE AND OPERATION	$ 375,898.38	$ 182,057.91	$ 384,480	$ 436,109	$ 420,560
Less Service Charges	7,684.67	1,585.06	3,265	4,105	5,109
TOTAL MAINTENANCE AND OPERATION—NET	$ 368,213.71	$ 180,472.85	$ 381,215	$ 432,004	$ 415,451
CAPITAL OUTLAY					
Equipment	$ 11,681.99	$ 4,022.79	$ 13,710	$ 45,243	$ 17,198
1 Balance, Cream Testing	$ 150				
1 Bookcase-Base	7				
4 Bookcase-Sections	60				
1 Bookcase-Top	7				
Books	500				
2 Bulletin Boards	450				
2 Cabinets, Storage	160				
43 Chairs	1,570				
7 Clocks	63				
1 Couch	100				
28 Desks	3,140				
15 Fans, Electric	555				
42 Filing Cabinets	5,675				
1 Hamper, Clothes	20				
1 Heater, Electric	20				
1 Lamp, Varitype	45				
2 Lamps	50				
1 Sander	200				
1 Scale, Infant	75				
2 Screens, Folding	36				
1 Screen, Motion Picture	45				
5 Stands, Telephone	125				
6 Stands, Typewriter	270				
3 Stools	60				
6 Tables	415				
1 Table, Gynecological	200				
2 Trays, Bookkeeping	115				
1 Truck, Utility	50				
15 Typewriters	3,035				
TOTAL HEALTH DEPARTMENT	$3,316,403.24	$1,217,048.96	$3,331,625	$3,720,322	$3,528,204

Health Department — Public Health Fund

Expenditures to be made from State grants for expansion of community health services. Under supervision of County Health Department.

APPROPRIATIONS $533,481

Classification	EXPENDITURES				
	Actual Prior Year 1953-54	Actual Current Year To 12-1-54	Estimated Current Year 1954-55	Requested Fiscal Year 1955-56	Allowed Fiscal Year 1955-56
SALARIES AND WAGES	$ 419,972.00	$ 115,500.00	$ 462,000	$ 584,467	$ 584,467
Less Salary Savings					74,885
SALARIES AND WAGES—NET	$ 419,972.00	$ 115,500.00	$ 462,000	$ 584,467	$ 509,582
MAINTENANCE AND OPERATION					
Services and Supplies	$ 5,032.78	$	$	$	$
CAPITAL OUTLAY					
Equipment	$ 10,822.90	$ 2,326.04	$ 14,892	$ 31,417	$ 23,899
TOTAL HEALTH DEPARTMENT— PUBLIC HEALTH FUND	$ 435,827.68	$ 117,826.04	$ 476,892	$ 615,884	$ 533,481

Air Pollution Control District Hearing Board

The Hearing Board of the Air Pollution Control District conducts hearings upon petitions for variances and extension of variances from the Health and Safety Code, petitions to revoke operating permits and appeals on permit denials, and makes findings and decisions as the result of all such hearings.

APPROPRIATIONS $27,870

Classification	EXPENDITURES Actual Prior Year 1953-54	Actual Current Year To 12-1-54	Estimated Current Year 1954-55	Requested Fiscal Year 1955-56	Allowed Fiscal Year 1955-56
SALARIES AND WAGES	$ 22,396.48	$ 9,924.81	$ 28,600	$ 30,276	$ 30,276
Deductions					
Salary Savings	$	$	$	$ 2,976	$ 3,416
Revenue					1,650
Total Deductions	$	$	$	$ 2,976	$ 5,066
SALARIES AND WAGES—NET	$ 22,396.48	$ 9,924.81	$ 28,600	$ 27,300	$ 25,210
MAINTENANCE AND OPERATION					
Mechanical Service					
Repairs — Operating Equipment	$ 10.29	$	$ 25	$ 25	$ 25
Stores Service					
Clerical, Household and Other N.O.C.	1,718.77	669.12	670		
Furnishings and Household Supplies	5.50				
Office Supplies	36.49	10.42	50	50	50
Postage	30.00	15.00	50	30	30
Printing & Other Reproductive Supplies	3.59				
Reporting and Transcribing	481.01		24.58	2,500	2,500
Stationery and Forms	50.36		25	25	25
Central Duplicating Bureau					
Stationery and Forms		41.84	42	30	30
TOTAL MAINTENANCE AND OPERATION	$ 2,336.01	$ 736.38	$ 3,320	$ 2,660	$ 2,660
TOTAL AIR POLLUTION CONTROL DISTRICT HEARING BOARD	$ 24,732.49	$ 10,661.19	$ 31,920	$ 29,960	$ 27,870

Air Pollution Control District

Determines the sources, nature, extent, and/or degree of atmospheric contamination and enforces the provisions of all laws or ordinances pertaining to the control, alleviation, abatement, or elimination of air pollution from any source.

APPROPRIATIONS $2,509,153

Classification	Actual Prior Year 1953-54	Actual Current Year To 12-1-54	Estimated Current Year 1954-55	Requested Fiscal Year 1955-56	Allowed Fiscal Year 1955-56
		EXPENDITURES			
SALARIES AND WAGES	$ 608,225.95	$ 237,204.79	$ 812,400	$1,716,348	$1,716,348
Less Salary Savings				256,557	256,557
SALARIES AND WAGES—NET	$ 608,225.95	$ 237,204.79	$ 812,400	$1,459,791	$1,459,791
MAINTENANCE AND OPERATION					
Mechanical Service					
Auto Service	$ 25,775.74	$	$ 30,851	$ 61,907	$ 61,907
Heat, Light and Power Services				11,000	11,000
Repairs and Minor Changes	751.88		500	7,000	7,000
Repairs — Operating Equipment	1,089.15		750	500	500
Undistributed Charges		372.24	373		
Water Service				2,500	2,500
Stores Service					
Educational and Recreational Supplies	97.47		2,000	1,000	1,000
Medical, Surgical and Laboratory Supplies	7,391.49	2,327.12	16,240	26,740	26,740
Office Services	1,921.42	4,393.54	4,394	2,180	2,180
Office Supplies	2,671.23	2,164.32	3,000	6,000	6,000
Other Operating and Maintenance Supplies, N. O. C.	1,161.50	601.67	1,000	2,500	2,500
Postage	1,107.00	748.00	1,500	2,500	2,500
Printing and Other Reproductive Supplies	629.49	861.72	1,329	31,940	31,940
Professional and Expert Services	6,180.32	239.45	8,000		
Rent—Office Equipment	21.00				
Rent—Special Equipment, N. O. C.	144.50	17.50	18		
Repairs and Minor Changes		21.63	22		
Repairs—Operating Equipment	816.73	29.57	2,275	5,000	5,000
Reports and Bulletins—Departmental				2,000	2,000
Small Tools and Implements	72.69	85.37	100	500	500
Special Services	597.75				
Stationery and Forms	1,868.55	235.16	236	1,000	1,000
Central Duplicating Bureau					
Stationery and Forms	434.30	205.79	500	1,000	1,000
All Other					
Auto Mileage	10,603.95	3,496.33	13,200	15,000	15,000
Communication	246.27	519.85	520	32,368	32,368
Heat, Light and Power Services		22.00	22		
Insurance—Auto Mileage	2,125.00	730.00	2,880	3,780	3,780
Laundry, Cleaning and Waste Removal Services				40,926	40,926
Office Services	964.14	224.04	2,000	3,066	3,066
Office Supplies	6.18	9.06	10		
Other Operating and Maintenance Supplies, N. O. C.	29.77	18.22	19		
Postage	4.31	3.29	4		
Printing and Other Reproductive Supplies	1.00				
Professional and Expert Services	204,064.69	36,947.96	229,000	555,500	555,500
Rent—Buildings and Offices				15,000	15,000
Rent—Land				3,000	3,000
Special Services	2,747.42		1,000	3,500	3,500
Traveling Expense	1,671.35	735.88	2,000	3,000	3,000
TOTAL MAINTENANCE AND OPERATION	$ 275,196.29	$ 55,009.71	$ 323,743	$ 840,407	$ 840,407

AIR POLLUTION CONTROL DISTRICT—Continued

Classification		EXPENDITURES Actual Prior Year 1953-54	Actual Current Year To 12-1-54	Estimated Current Year 1954-55	Requested Fiscal Year 1955-56	Allowed Fiscal Year 1955-56
CAPITAL OUTLAY						
Equipment		$ 11,833.24	$ 7,287.22	$ 119,190	$ 208,955	$ 208,955
1 Accelerometer	$ 60					
1 Adding Machine	425					
1 Analyzer, Gas	400					
3 Anemometers	180					
3 Autometers	9,000					
1 Balance	150					
1 Balance, Specific Gravity	250					
1 Bath, Constant Temperature	325					
2 Blowers	30					
Books	500					
1 Boring Machine, Cork	30					
1 Burner, Blast	90					
2 Burners, Hand Torch	19					
2 Calculators	1,315					
1 Calibration Orifice	10					
48 Canisters, Activated Carbon	162					
1 Carburetor Kit	100					
1 Chamber, Fumigation	4,600					
4 Chargers	188					
1 Colorimeter	375					
1 Compartment, Energy Receiver	850					
1 Compartment, Light Source	650					
1 Counter, Dust	150					
3 Counters, Hand	30					
40 Dosimeters	1,720					
1 Drill Press	87					
4 Drills, Electric	325					
Eastman Trix 35mm, 300 ft.	60					
1 Engine, V8	650					
1 Fan, w/Floor Stand	75					
2 Fans, Car Heater	30					
2 Files, Map	200					
2 Filler Units, Electrostatic	2,080					
4 Fire Extinguishers	50					
4 Flexaframes	100					
1 Gauge, Ellison Model 42	40					
3 Gauges, Ellison 1 in.	50					
2 Gauges, McLeod	170					
4 Gauges, Ellison 3 in.	100					
1 Head, Cylinder, High Compression	100					
1 Heater, Soxhlet Extraction	200					
2 Heating Units	10					
12 Helmets, Aluminum	25					
8 Holders, Aluminum Thimble	400					
6 Hygrometers	45					
6 Hygrothermographs	1,800					
6 Instruments, Automatic Hc	60,000					
1 Interfrometer	50					
1 Jack, Floor	150					
1 Joiner, and Circular Saw	235					
1 Lathe	710					
1 L. P. G. Set	250					
3 Mantles, Heating Hemispherical	40					
30 Masks, Biological	900					
1 Measuring Unit, Gas	60					
1 Meter, Exhaust Volume	100					

AIR POLLUTION CONTROL DISTRICT—Continued

Classification		EXPENDITURES Actual Prior Year 1953-54	Actual Current Year To 12-1-54	Estimated Current Year 1954-55	Requested Fiscal Year 1955-56	Allowed Fiscal Year 1955-56
CAPITAL OUTLAY—Continued						
Equipment—Continued						
12 Meters, Sprague	600					
1 Monochromator	2,200					
3 Motor Stirrers	175					
2 Phone Sets, Two-way	100					
1 Potentiometer	200					
10 Powerstats	400					
3 Powerstats, Voltage Control	175					
1 Pump, Vacuum	120					
12 Pumps, Air Sampling	1,800					
12 Pyrometers	150					
1 Rack, Camera	35					
1 Rack, Map, w/Wings	500					
30 Radectors	4,725					
1 Radiation Recorder	900					
3 Radioactivity Standards	600					
12 Radios, Automobile	4,141					
1 Recorder, Condensation Nuclei	3,000					
1 Recorder, Oxidant w/Precursor	6,500					
3 Recorders, Oxidant	11,700					
3 Recorders, Sulphur Dioxide	11,720					
2 Reflectometers	2,900					
6 Regulators, Gas Pressure	250					
6 Regulators, Voltage	500					
5 Rheostats	65					
1 Rotometer, Large	75					
3 Safety Shields	75					
1 Saw, Band	93					
2 Scaffolding Sets	1,000					
2 Scales, Platform	200					
6 Scaling Circuits	120					
Slide Mounts	25					
2 Slide Rules	45					
1 Soldering Iron, Electric	10					
1 Spectrograph and Accessories	15,000					
1 Spectrophotometer	31,000					
1 Spectrophotometer, D U Quartz	950					
4 Stands, Floor	20					
8 Stopwatches	160					
1 Theodalite	1,000					
1 Thermal Precipitator	450					
1 Time Clock	25					
1 Ultraviolet Accessory Set	350					
1 Wave Length Drive	400					
1 Weight Set for Balance	20					
1 Welding Set, Gas	150					
8 Wind Instruments	13,600					
1 Wrench, Torque	30					
TOTAL AIR POLLUTION CONTROL DISTRICT		**$ 895,255.48**	**$ 299,501.72**	**$1,255,333**	**$2,509,153**	**$2,509,153**

Highways and Bridges

Total Appropriations **$34,530,225**

Road Department

Road Commissioner appointive. Duties and responsibilities are prescribed by the California Streets and Highways Code and the County Administrative Code. Under directions of Board of Supervisors, the Road Commissioner is responsible for planning, surveying, designing, constructing, and maintaining County highways, roads, bridges, and culverts; installation and maintenance of traffic signals; operation of detention camps for construction of roads by County jail prisoners; and administration and maintenance of County lighting and lighting maintenance districts (separately budgeted).

APPROPRIATIONS $34,530,225

Classification	Actual Prior Year 1953-54	Actual Current Year To 12-1-54	Estimated Current Year 1954-55	Requested Fiscal Year 1955-56	Allowed Fiscal Year 1955-56
		EXPENDITURES			
MOTOR VEHICLE FUND					
Salaries and Wages					
Payroll Clearance Account	$7,684,119.47	$ 2,704,768.98	$9,039,687	$10,261,843	$10,146,868
Less Salary Savings					610,939
Less Payroll Distributed Account	7,684,119.47	3,289,181.11	9,039,687	10,261,843	9,535,929
Salaries and Wages—Net	$	$Cr. 584,412.13	$	$	$
Suspense					
Suspense Charges Account	$3,850,605.92	$ 1,206,303.77	$	$ 5,000,000	$ 5,000,000
Less Distributed Charges Account	3,850,605.92	478,040.50		5,000,000	5,000,000
Suspense—Net	$	$ 728,263.27	$	$	$
Maintenance and Operation					
Administration and Overhead					
2010 Administration—Main Office	$ 303,575.13	$ 161,391.03	$ 340,000	$ 485,000	$ 485,000
2015 Aerial Photographs	3.88				
2020 Bridge Div. General Engineering	34,657.69	19,541.50	60,000	60,000	60,000
2025 Civil Defense Disaster Relief	8,909.42	1,834.01	10,000	10,000	10,000
2030 Employees' Retirement	695,392.40	275,801.73	663,548	800,000	800,000
2031 Employees' Retirement Distributed		Cr. 357,239.08	Cr. 663,548	Cr. 800,000	Cr. 800,000
2040 Insurance—Auto Liability	37,282.57		40,000	50,000	50,000
2041 Insurance—Auto Liability Distributed			Cr. 40,000	Cr. 50,000	Cr. 50,000
2050 Materials and Supplies Undistributed	12,820.88		150,000	150,000	150,000
2055 Microfilming	10,066.75				
2060 Permit Section	83,926.39	50,544.10	85,000	150,000	150,000
2061 Permit Section Fees—Credit	Cr. 82,288.25	Cr. 33,041.50	Cr. 85,000	Cr. 150,000	Cr. 150,000
2065 Relocating Utility Lines	23,203.09	11,524.29	25,000	40,000	40,000
2105 General Engineering Roads	478,709.72	222,327.19	568,000	600,000	600,000
2110 Telephone	14,299.15	6,763.28	17,000	35,000	35,000
2115 Service Section	81,953.73	48,990.87	86,000	125,000	125,000
2120 Traffic Accident Research	16,061.69	10,296.06	20,000	35,000	35,000
2130 Traffic Committee	15,733.63	7,032.55	20,000	25,000	25,000
2140 Traffic and Lighting General Engineering	167,508.48	91,748.13	225,000	320,000	320,000
2150 Underground Structure Records	34,824.60	17,680.36	40,000	60,000	60,000
2160 Rights of Way M & O	112,853.36	48,089.45	121,132	130,000	130,000
2170 Workmen's Compensation	126,013.07	2,432.88	125,000	125,000	125,000
2171 Workmen's Compensation Distributed		Cr. 57,993.34	Cr. 125,000	Cr. 125,000	Cr. 125,000
2190 Rent of Quarters			21,900	21,900	21,900
Total Administration and Overhead	**$2,175,507.38**	**$ 527,723.51**	**$1,704,032**	**$2,096,900**	**$2,096,900**
Ordinary Maintenance					
3099 General Road Maintenance	$ 493,374.18	$ 398,755.67	$ 724,708	$ 47,283	$ 47,283
3610 Bridge and Culvert Maintenance	196,314.39	44,469.67	155,000	225,000	225,000
3617 Highway Safety Lighting	22,280.00	9,029.71	45,000	40,000	40,000
3620 Maintenance of Equipment	124,730.27	46,645.41	135,000	135,000	135,000
3625 Radio & Intercom. Maintenance	29,026.71	12,786.39	35,000	46,000	46,000
3630 Warehouse Grounds and Buildings Maintenance	23,969.42	7,920.69	25,000	25,000	25,000
3635 Reimbursable Charges	316,329.51	241,921.82	500,000	500,000	500,000
3636 Collections for Reimbursable Chgs.	Cr. 328,762.95	Cr. 213,569.87	Cr. 500,000	Cr. 500,000	Cr. 500,000

ROAD DEPARTMENT—Continued

Classification	EXPENDITURES Actual Prior Year 1953-54	Actual Current Year To 12-1-54	Estimated Current Year 1954-55	Requested Fiscal Year 1955-56	Allowed Fiscal Year 1955-56
MOTOR VEHICLE FUND—Continued					
Maintenance and Operation—Continued					
Ordinary Maintenance—Continued					
3640 Permit Repairs Charges	182,415.20	92,151.84	150,000	250,000	250,000
3641 Permit Repair Reimbursement	Cr. 212,241.84	Cr. 94,543.96	Cr. 150,000	Cr. 250,000	Cr. 250,000
3654 Constr. Permit Engineering Charges	130,131.98	76,056.23	125,000	186,000	186,000
3655 Constr. Permit Inspect. Charges	14,457.21	4,864.42	50,000	50,000	50,000
3656 Constr. Permit Reimbursement	Cr. 16,151.28	Cr. 8,495.50	Cr. 50,000	Cr. 50,000	Cr. 50,000
3657 Permit Inspection Government Agencies		9,587.33	20,000	25,000	25,000
3660 Power Street Sweeping	414,520.58	224,421.57	625,000	800,000	800,000
3670 Snow Removal	28,694.60	851.00	50,000	75,000	75,000
3680 Soil Sterilization	70,264.18	7,724.16	100,000	135,000	135,000
3690 Storm Damage	297,435.24	73,796.35	150,000	150,000	150,000
3695 Street Name Signs Refl.			10,000	15,000	15,000
3700 Traffic Lane Marking	244,528.02	117,788.05	280,000	320,000	320,000
3710 Traffic Signal Maintenance	197,918.27	58,299.27	275,000	254,000	254,000
3720 Traffic Signs Non-Illuminated	29,846.82	4,035.08	45,000	45,000	45,000
3730 Engineering Building	50,024.23	12,515.97	50,000	50,000	50,000
3740 Weed Control	15,621.80		16,475	18,000	18,000
3751 Bridges for Flood Control District	11,784.00	6,857.42	500,000	500,000	500,000
3752 Collections for Flood Control District Bridges	Cr. 17,214.00	Cr. 31.50	Cr. 500,000	Cr. 500,000	Cr. 500,000
Total Ordinary Maintenance	**$2,319,296.54**	**$1,133,837.22**	**$2,866,183**	**$2,591,283**	**$2,591,283**
Road Betterment					
4001 Supervisorial District No. 1	$ 192,889.43	$ 130,949.96	$ 168,000	$ 180,000	$ 180,000
4002 Supervisorial District No. 2	Cr. 1,314.89	28,331.83	60,000	41,000	41,000
4003 Supervisorial District No. 3	6,095.56	29,006.61	37,000	40,000	40,000
4004 Supervisorial District No. 4	75,630.81	51,726.91	60,000	44,000	44,000
4005 Supervisorial District No. 5	139,860.24	99,301.93	208,360	145,000	145,000
Total Road Betterment	**$ 413,161.15**	**$ 339,317.24**	**$ 533,360**	**$ 450,000**	**$ 450,000**
Special Road Maintenance					
4102 Angeles Forest Highway (5)	$ 10,097.61	$	$ 10,000	$ 10,000	$ 10,000
4104 Avenue D (5)	2,010.16				
4105 Avenue D (5)			5,000		
4107 Avenue Q-8 (5)	1,023.17				
4108 Baldwin Park Blvd. (1)	1,023.37				
4110 Big Pines Highway (5)	14,644.29	16,246.87	15,000	25,000	25,000
4111 Big Tujunga Canyon Road (5)	8,682.10	4,731.89	15,000	15,000	15,000
4135 Durfee Road (1)			2,300		
4138 East Fork Road (1)	12,890.90				
4142 El Segundo Boulevard (4)	2,602.20				
4143 Fuerte Drive (1)			1,000		
4144 Fair Oaks Ave. et al (5)	2,768.25				
4145 Glendora Mountain Road (1)	9,640.32		5,000		
4146 Glendora Ridge Road (1)			10,000		
4161 Kagel-Lopez Canyon Road (5)	4,964.50	3,579.92	5,000	5,000	5,000
4162 Kainor Street et al (1)	18,588.04				
4168 Leffingwell Road (1)			6,000		
4173 Little Tujunga Canyon Road (5)	10,813.29	3,109.24	10,000	10,000	10,000
4175 Los Angeles Street (1)	15,572.22				
4178 Lower Azusa Road (1)			500		
4179 Malibu Canyon Road (4)			5,000		
4180 Malibu Road (4)	2,034.06				
4181 Malibu Canyon Road (5)	2,095.66		5,000		
4188 Mount Wilson—Red Box Road (5)			5,000		
4189 Mount Wilson Way (5)			2,000		
4197 Pass and Covina Road (1)				10,000	10,000
4202 Peck Road-Rio Hondo Parkway (1)			700		
4203 Peck Road-San Bernardino Rd. (1)			1,500		
4205 Ramona Boulevard (1)	474.30				

ROAD DEPARTMENT—Continued

Classification	Actual Prior Year 1953-54	Actual Current Year To 12-1-54	Estimated Current Year 1954-55	Requested Fiscal Year 1955-56	Allowed Fiscal Year 1955-56
			EXPENDITURES		
MOTOR VEHICLE FUND—Continued					
Maintenance and Operation—Continued					
Special Road Maintenance—Continued					
4215 San Jose Hills Road (1)			4,000		
4219 Santa Anita Canyon Road (1)	4,161.99	981.46	9,000	10,000	10,000
4224 Silver Spur Road (4)	10,172.01				
4231 Walnut Avenue (1)	9,215.08				
4233 Warehouse 1 Concrete Subsealing (1)				15,000	15,000
4281 1st Dist.—Concrete Subsealing (1)			5,000		
4282 2nd Dist. Concrete Subsealing (2)			15,000		
4283 3rd Dist. Concrete Subsealing (3)		153.29	5,000		
4284 4th Dist. Concrete Subsealing (4)			10,000		
Total Special Road Maintenance	**$ 143,473.52**	**$ 28,802.67**	**$ 152,000**	**$ 100,000**	**$ 100,000**
Allotments and Contributions					
Miscellaneous					
5001 Federal Reserve Roads	$ 35,000.00	$	$ 35,000	$ 35,000	$ 35,000
5003 Contribution to C. I's.	310,978.14	5,600.00	646,380	247,000	247,000
5004 Contributions to R. R. Signals	20,800.00	516.22	94,800	143,000	143,000
5005 R. R. Signals Contingent on State Grant				Cr. 100,000	Cr. 100,000
5015 National Forest Erosion Control		160.31	25,000		
Total Miscellaneous	**$ 366,778.14**	**$ 6,276.53**	**$ 801,180**	**$ 325,000**	**$ 325,000**
Aid to Cities					
5500 Aid to Cities—Undistributed	$2,405,399.76	$	$2,577,350	$3,719,000	$3,719,000
5597 City Projects Contingent on Refunds		693,531.11		250,000	250,000
5598 Refunds from City Projects	Cr. 87,919.94	Cr. 20,500.35		Cr. 250,000	Cr. 250,000
Total Aid to Cities	**$2,317,479.82**	**$ 673,030.76**	**$2,577,350**	**$3,719,000**	**$3,719,000**
Highways through Cities—					
Special Projects					
5603 Alhambra—Garfield & Atlantic (1)	$	$	$	$ 2,500	$ 2,500
5612 Burbank-Glenoaks Avenue (5)	44,000.00				
5615 Burbank-Olive Street (5)				100,000	100,000
5620 Claremont—Mills Ave. (1)				10,000	10,000
5629 Compton—Redondo Beach Blvd. (4)	9,321.00				
5633 Compton—Santa Fe Avenue (4)	218,396.93	258,907.13	470,200	210,000	210,000
5640 Culver City—Jefferson Blvd. (4)	70,000.00				
5641 Culver City—La Cienega Blvd. (4)	141,328.23		40,000		
5646 El Monte-Lower Azusa/Arcadia Br. (1)			12,000		
5649 El Monte—Peck Road (1)				22,000	22,000
5650 El Segundo-Aviation Blvd. (4)				50,000	50,000
5651 El Segundo—El Segundo Blvd. (4)	58,000.00				
5652 El Segundo-Highland Avenue (4)				30,000	30,000
5658 Glendale-Figuero Street (5)	9,054.53				
5661 Glendale—Los Feliz Blvd. (5)				248,300	248,300
5662 Glendora-Grande Ave./Big Dalton Br. (1)		8,209.53	9,000	1,750	1,750
5664 Hawthorne—El Segundo Blvd. (2)	70,000.00			150,000	150,000
5666 Hawthorne—Rosecrans Ave. (2)			30,000	38,000	38,000
5669 Inglewood—Crenshaw Blvd. (2)		75,000.00	75,000		
5670 Inglewood—Florence Avenue (4)	9,500.00				
5673 Inglewood—Imperial Hwy. (2)	4,860.99	25,209.90	40,000		
5684 Lakewood—Maintenance of all Streets (1)	5,999.55				
5686 La Verne—Arrow Highway (1)				25,000	25,000
5687 La Verne—Lincoln Ave. (1)	10,011.80		9,840		
5693 Long Beach—Belhart Blvd. (4)	2,514.70				
5695 Long Beach—Clark Avenue Br. L C Chan. (1)	24,543.00				

ROAD DEPARTMENT—Continued

Classification	EXPENDITURES Actual Prior Year 1953-54	Actual Current Year To 12-1-54	Estimated Current Year 1954-55	Requested Fiscal Year 1955-56	Allowed Fiscal Year 1955-56
MOTOR VEHICLE FUND—Continued					
Maintenance and Operation—Continued					
Allotments and Contributions—Continued					
Highways through Cities—Special Projects—Continued					
5698 Long Beach—Los Coyotes Blvd. (1)				80,000	80,000
5699 Long Beach—Los Coyotes Diagonal (1)	153,000.00				
5700 Long Beach—Los Coyotes/PVDC Br. (1)			54,500		
5702 Long Beach—Palo Verde Avenue (1)	17,075.33		24,700		
5705 Long Beach—Streets in Tr. 17704 (1)			80,000		
5709 Long Beach—Woodruff Avenue (1)			8,000		
5732 Los Angeles—Balboa Boulevard (5)				150,000	150,000
5740 Los Angeles—Beverly Blvd. (3)	750.65		10,000	7,000	7,000
5743 Los Angeles—Bull Creek Bridges (5)		115,000.00	115,000		
5745 Los Angeles—Central Avenue (2)	36,000.00	49,000.00	85,000		
5748 Los Angeles—/Colfax Avenue Bridges (5)				150,000	150,000
5750 Los Angeles—Court St./Hill St. Tunnel (3)		662,529.00	662,529		
5758 Los Angeles—El Segundo Blvd. (2)			30,000		
5759 Los Angeles—Glendale Blvd. (3)				27,000	27,000
5761 Los Angeles—Fox Avenue (5)		25,000.00	25,000		
5763 Los Angeles—Henry Street (3)			25,000		
5764 Los Angeles—Haskell Avenue (5)		8,500.00	8,500	82,500	82,500
5766 Los Angeles—Hill Street (3)	75,000.00		60,000		
5767 Los Angeles—Hill St. Tunnel County Share (3)		250,000.00	250,000		
5768 Los Angeles—Inglewood Blvd. (2)	23,611.25		12,000		
5769 Los Angeles—Imperial Highway (2)	100,103.26			327,000	327,000
5773 Los Angeles—Clybourn Ave. et al (5)		46,315.00	46,315		
5775 Los Angeles—La Cienega Blvd. (2)	14,371.67		21,000		
5776 Los Angeles—L. A. Tuna Canyon Road (5)		4,724.96	4,400		
5778 Los Angeles—Lomita Blvd. (4)				23,500	23,500
5781 Los Angeles—Los Feliz Blvd. (3)			85,000	40,000	40,000
5783 Los Angeles—Mona Blvd. (2)			7,500		
5793 Los Angeles—Santa Ana Blvd. (2)	45,000.00		45,000		
5794 Los Angeles—San Vicente Blvd. (4)		110,500.00	110,500		
5797 Los Angeles—Sherman Way (5)				23,000	23,000
5805 Los Angeles—Trolleyway (4)		153,000.00	153,000		
5812 Los Angeles—Western Avenue (4)			6,000		
5820 Los Angeles—4th Street (3)				300,000	300,000
5821 Los Angeles—Sixth Street (3)				28,300	28,300
5822 Los Angeles—83rd Street (2)		67,000.00	67,000		
5823 Los Angeles—182nd St. (2)		6,000.00	6,000		
5830 Manhattan Beach—Aviation Blvd. (4)				25,000	25,000
5842 Montebello—Mines Blvd. (3)				25,000	25,000
5844 Montebello—Slauson Avenue (3)	111,981.66		9,000		
5846 Montebello—Washington Blvd. (3)	146,040.86	17,800.66	188,000		
5853 Pasadena—Del Mar Avenue (5)				50,000	50,000
5854 Pasadena—East Foothill Blvd. (5)	55,000.00				
5857 Pasadena—Orange Grove Ave. (5)	104,400.00	37,500.00	37,500		
5860 Pasadena—Mountain Street (5)	27,000.00				
5863 Pasadena—Sunny Slope Ave. (5)				2,500	2,500
5867 Pomona—Central Avenue (1)	4,539.49	2,988.55	20,000	53,000	53,000
5870 Pomona—White Avenue (1)	75,000.00			75,000	75,000
5877 San Fernando—6th Street (5)				10,000	10,000
5893 San Marino—Garfield & Atlantic (5)				2,500	2,500
5894 San Marino—San Marino Ave. et al. (5)				12,500	12,500
5895 Santa Monica—Trolleyway (4)	60,000.00			60,000	60,000
5896 Santa Monica—Ocean Park Blvd. (4)		5,000.00	5,000		

ROAD DEPARTMENT—Continued

Classification	EXPENDITURES Actual Prior Year 1953-54	Actual Current Year To 12-1-54	Estimated Current Year 1954-55	Requested Fiscal Year 1955-56	Allowed Fiscal Year 1955-56
MOTOR VEHICLE FUND—Continued					
Maintenance and Operation—Continued					
Allotments and Contributions—Continued					
Highways through Cities—Special Projects—Continued					
5903 Signal Hill—Spring Street (4)				32,500	32,500
5905 South Gate—Garfield Ave. (1)	90,000.00			25,000	25,000
5923 South Pasadena—Fair Oaks Ave. (5)	15,000.00	15,000.00	15,000		
5927 So. Pasadena—Garfield & Atlantic (5)				2,500	2,500
5928 South Pasadena—Pasadena Avenue (5)				15,000	15,000
5930 Torrance—Arlington Avenue (4)				60,000	60,000
5931 Torrance—Crenshaw Blvd. (4)	141,409.50	6.50	34,000	20,000	20,000
5946 Vernon—Downey Road (3)	17,737.30	28,171.10	38,000	20,000	20,000
5947 Vernon—Downey Road, 26th Street to Washington Blvd. (3)				5,000	5,000
5962 West Covina—Badillo Street (1)		13,984.25	17,500		
5965 West Covina—Major and Secondary Hwys. (1)				25,000	25,000
5998 All Cities—Railway Rights of Way	31,809.51	2,035.82	4,000	894,000	894,000
Total Highways Through Cities—Special Projects	**$2,022,361.21**	**$1,987,382.40**	**$ 3,055,984**	**$ 3,540,350**	**$ 3,540,350**
Total Allotments and Contributions	**$4,706,619.17**	**$2,666,689.69**	**$ 6,434,514**	**$ 7,584,350**	**$ 7,584,350**
Total Maintenance and Operation	**$9,758,057.76**	**$4,696,370.33**	**$11,690,089**	**$12,822,533**	**$12,822,533**
Capital Outlay					
6000 Equipment	**$1,111,342.23**	**$ 12,443.48**	**$ 579,279**	**$1,011,182**	**$1,011,182**
Structural and Non-Structural Improvements					
Traffic Signals					
6112 Alameda Street—Imperial Blvd. to Sepulveda Blvd. (4)	$ 1,442.37	$ 94.64	$ 8,200	$	$
6113 Alameda Street/Imperial Blvd. to Sepulveda Blvd. Modification (4)				22,000	22,000
6114 Alameda Street—Slauson Ave. to Century Blvd. (2)	4,462.65	3,173.43	6,000		
6115 Alameda Street/Slauson Avenue to Century Blvd. Modification (2)				20,000	20,000
6136 Alondra Bl. and Studebaker Rd. (1)				15,000	15,000
6140 Anza Avenue at 104th, 118th, and 120th Streets (2)		4,863.24	11,200		
6143 Arrow Hwy. & Irwindale Ave. (1)	9,146.59				
6144 Arrow Highway and Main Ave. (1)	11,763.00	730.76	5,500		
6146 Atlanta St. and Lincoln Ave. (5)				4,000	4,000
6157 Avalon and 135th Street (2)	4,292.16		300		
6160 Aviation Blvd. (2 & 4)	545.36	2,862.98	39,500		
6165 Bandini Blvd. & Downey Road (3)	195.90	77.70	9,700		
6187 Beverly & San Vicente Blvd. (3)				8,000	8,000
6266 Compton Blvd. and Prairie Avenue (2)	118.74				
6273 Crenshaw Blvd.—Manhattan Beach Blvd. (4)	2,774.85				
6275 Crenshaw Blvd. and Redondo Beach Blvd. (4)	4,325.06				
6283 Del Amo Blvd.—Graywood—Woodruff (1)	30.16		25,000		
6292 Downey Road and Fruitland St. (3)				3,500	3,500
6293 Downey Road—2nd Street to South Street (1)		63.74	40,000		
6300 Durfee Ave. & Valley Blvd. S'ly (1)	10,596.98	818.45	1,300		

ROAD DEPARTMENT—Continued

Classification	EXPENDITURES				
	Actual Prior Year 1953-54	Actual Current Year To 12-1-54	Estimated Current Year 1954-55	Requested Fiscal Year 1955-56	Allowed Fiscal Year 1955-56
MOTOR VEHICLE FUND—Continued					
Capital Outlay—Continued					
Structural and Non-Structural Improvements—Continued					
Traffic Signals—Continued					
6302 Eastern Avenue at Sheila Street and Eastland Avenue (3)				18,000	18,000
6303 Eastern Ave. and Bandini Blvd. (3)				15,000	15,000
6305 El Segundo Blvd. and Inglewood Avenue (4)	2,011.00				
6308 El Segundo Blvd. and Normandie Ave. to Anza Avenue (2)	8,412.62				
6309 Fair Oaks—Atlanta and Foothill (5)		246.68	7,500		
6311 Florence Ave.—Downey Ave. (1)	11,351.68				
6316 Florence Ave.—Rio Hondo to Orange Co. (1)		297.13	50,000		
6317 Foothill Blvd. and Lake Avenue (5)		105.60	4,000		
6319 Foothill Blvd./Washington Street and New York Drive (5)				13,000	13,000
6322 Fountain Ave. and Gardner St. (3)	1,954.97				
6327 Fountain Ave. and Sweetzer Ave. (3)				6,000	6,000
6334 Gage Avenue and Compton Jaboneria Road (3)				5,000	5,000
6335 Gage Avenue and Miramonte Blvd. (2)	7,686.75				
6336 Gage Ave. and Wilmington Ave. (2)	7,360.27				
6339 Garfield Avenue—Telegraph to Eastern (3)		165.84	50,000		
6346 Imperial Highway—Lemoli to Doty (4)	396.39	235.21	14,600		
6348 Imperial Highway—South Gate to Orange County (1)	34,270.91	200.32	60,000		
6349 Imperial Highway and Freeman Avenue (2)				8,000	8,000
6350 Inglewood Blvd.—104th St. to 118th St. (2)	80.28	2,210.36	11,200		
6360 Jefferson Blvd. and Centinela Blvd. (4)	1,500.00				
6390 Lomita Blvd. & Narbonne Ave. (4)				3,200	3,200
6392 Los Nietos & Santa Fe Springs (1)				12,000	12,000
6395 Lower Azusa Road—Baldwin-El Monte (1)		186.70	16,000		
6396 Lower Azusa Rd. and Arden Dr. (1)	2,613.91				
6436 Normandie Avenue and Sepulveda Blvd. (4)				11,000	11,000
6445 Old River School—Florence and Stewart Gray Road (1)	15,264.21				
6450 Orangethorpe Avenue/Studebaker Road and Norwalk Blvd. (1)				30,000	30,000
6459 Paramount Blvd.—Firestone to Jefferson (1)		25.60	200	19,800	19,800
6467 Paramount Blvd.—Santa Ana Freeway to Firestone (1)	11,754.73				
6478 Peck Rd. and Mt. View Ave. (1)		231.29	7,500		
6491 Prairie Avenue at Rosecrans and Manhattan (2)		10,136.27	15,050		
6504 Rosecrans Ave. and Anza Ave. (2)				8,000	8,000
6506 Rosecrans Ave. & Aviation Blvd. (2 & 4)			15,000		
6510 Rosecrans Ave.—Clark Avenue to Bellflower Blvd. (1)	2,174.32				
6512 Rosecrans Ave. & Gibson Ave. (1)	2,613.93				
6513 Rosecrans Ave. at Harris Ave. (4)	2,613.93				

ROAD DEPARTMENT—Continued

Classification	EXPENDITURES Actual Prior Year 1953-54	Actual Current Year To 12-1-54	Estimated Current Year 1954-55	Requested Fiscal Year 1955-56	Allowed Fiscal Year 1955-56
MOTOR VEHICLE FUND—Continued					
Capital Outlay—Continued					
Structural and Non-structural Improvements—Continued					
Traffic Signals—Continued					
6515 Rosecrans Avenue—Jefferson to Eastwood (2)		5,731.52	6,500		
6520 Rosecrans Ave. at Norwalk Ave., Carmenita Ave. and Valley View Ave. (1)				23,500	23,500
6524 Rosecrans Ave. at Prairie & Inglewood Ave. (2)	3,855.45				
6527 Rosecrans Avenue at Woodruff and Studebaker (1)	2,174.33				
6528 Rosecrans Ave. and Yukon Ave. (2)			8,000		
6532 San Bernardino Road at Peck and Cogswell Roads (1)			16,000		
6537 San Gabriel River Parkway—Peck and Beverly Blvd. (1)	19,629.50	1,738.20	19,000		
6541 Santa Fe Avenue at Florence to Firestone (1)				6,000	6,000
6542 Santa Fe Avenue at Florence to Firestone (2)				6,000	6,000
6548 Slauson Avenue—La Cienega to Sherbourne (4)		309.15	23,000		
6556 Telegraph—Bloomfield to Carmenita (1)	35,291.29				
6557 Telegraph Road/Valley View Ave. and Leffingwell Road (1)				23,500	23,500
6564 Valley Blvd.—Baja to Hacienda (1)	88.49			19,800	19,800
6575 Washington Blvd. and Lambert Rd. (1)				12,000	12,000
6577 Western Avenue and Palos Verdes Drive (4)				5,000	5,000
6578 Wilmington Ave./Del Amo Blvd. Dominguez St. and 223rd St. (4)				29,000	29,000
6580 Woodruff Avenue—Center to Centralia (1)		368.98	22,800		
6585 County Various Intersections	86,567.30	17,557.43	100,200	100,000	100,000
6591 County and Cities Cooperation	9,411.36	293.78	25,000	25,000	25,000
6593 County and State Cooperation	10,800.00		123,050	100,000	100,000
6597 Highway Safety Lighting	4,571.91		4,000	16,000	16,000
Total Traffic Signals	**$ 334,143.35**	**$ 52,725.00**	**$ 745,300**	**$ 587,300**	**$ 587,300**
Warehouse, Grounds and Buildings					
6600 Camp 1 Equipment Shelter (5)	$	$	$	$ 4,000	$ 4,000
6602 Camp 7 Equipment Shelter (4)			4,000		
Central Yard					
6604 Administration Building Prop. Acq. Site Developments (3)			405,000		
6608 Building, 1525 Henry Street, Remodel (3)	3,852.77				
6612 Building, No. 3332, Remodel (3)	Cr. 76.75				
6613 Building, Powder Magazine (3)	2,133.69	7,519.64	7,520		
6615 Building, No. 941 (3)	1,226.14				
6616 Building, No. 2363 (3)	312.93	500.00	500		
6619 Building, No. 1500 (3)		1,223.79	1,224		
6620 Building, No. 2361, Remodel (3)	740.70	522.33	1,000	2,300	2,300
6621 Building, Temporary Office (3)	3,404.59	412.74	1,000		
6622 Building, No. 2362, Dust Proof Room (3)	1,691.61	136.95	400		

ROAD DEPARTMENT—Continued

Classification	EXPENDITURES Actual Prior Year 1953-54	Actual Current Year To 12-1-54	Estimated Current Year 1954-55	Requested Fiscal Year 1955-56	Allowed Fiscal Year 1955-56
MOTOR VEHICLE FUND—Continued					
Capital Outlay—Continued					
Structural and Non-Structural Improvements—Continued					
Warehouse, Grounds and Buildings—Contd.					
Central Yard—Continued					
6623 Building, No. 2363, Construct Additions (3)	207.32	341.24	880		
6624 Building, No. 2370, Test Laboratory, Remodel (3)			1,928		
6626 Building, No. 2362, New Floor (3)	412.22		1,500		
6627 Loading Dock (3)	1,844.08				
6630 Building, No. 2610 (3)	795.00				
6631 Building, No. 3374, Remodel (3)			1,818		
6633 Building, No. 3375 (3)	654.46		1,441		
6635 Building, No. 3373, Plumbing (3)	141.59				
6641 Electric System (3)	526.05	1,039.91	4,960		
6643 Fence (3)	4,521.00				
6645 Fire Protection Facilities (3)	303.79		975		
6648 Grading and Paving (3)		4,955.34	5,000		
6659 Landscape Sprinklers (3)			4,500		
6662 Storage Racks—Lumber (3)			4,400		
6663 Racks and Shelves—Bulk Stock (3)	5,564.50	2,441.83	4,550		
6665 Paving and Fence (3)	6,908.45	5,411.32	6,000		
6666 Street Light Racks (3)	920.24	65.54	2,000	3,000	3,000
6667 Testing Laboratory (3)				150,730	150,730
6670 Property Acquisition (3)	143.37				
6673 Site Clearance (3)	3,566.15	893.98	3,800		
6674 Stock Shelter (3)	37.87	5,261.07	5,400		
6675 Truck Shelter (3)			4,400		
6676 Utilities, Inter-Comm. System (3)		104.10	2,000	2,000	2,000
6677 Traffic Section Quarters (3)				70,000	70,000
Districts and Warehouses					
6681 Camp 6 Equipment Shelter (5)	2,269.34				
6688 Dist. No. 100—Rock Bunkers (1)				4,000	4,000
6692 Dist. No. 100—Maintenance Yard Fence Surface (1)		504.20	505	4,495	4,495
6700 Dist. No. 302—Headquarters Site Improvement (3)				15,687	15,687
6702 Dist. No. 102—Bunkers (1)		79.58	5,000		
6703 Dist. No. 104—Buildings (1)				50,000	50,000
6704 Dist. No. 105—Subyards (1)				20,000	20,000
6705 Dist. No. 105—Buildings (1)				50,000	50,000
6706 District No. 104—Paving Yard (1)				5,000	5,000
6707 District No. 104—Rock Bins (1)				4,000	4,000
6708 Dist. No. 106—Land Addition (1)				3,000	3,000
6709 Dist. No. 106—Building 2880 Addition (1)				1,000	1,000
6710 Dist. No. 106—Bunkers (1)			4,500		
6712 Dist. No. 108—Headquarter Rock Bins (1)	4,493.78				
6713 District No. 105—Paving Yard (1)				5,000	5,000
6714 District No. 105—Rock Bins (1)				4,000	4,000
6729 Dist. No. 109—Rock Bins (1)			4,500		
6730 District No. 109—Subyard (1)				12,000	12,000
6732 Dist. No. 110—Office (1)				15,000	15,000
6733 District No. 110—Rock Bins (1)				4,000	4,000
6736 Dist. No. 112—Landscaping (1)			500		
6739 Dist. No. 112—Rock Bins (1)	4,169.75				
6742 Dist. No. 114—Diesel Fuel Tank Pump (1)			2,000		
6743 Dist. No. 114—Incinerator (1)	51.08				

ROAD DEPARTMENT—Continued

Classification	EXPENDITURES Actual Prior Year 1953-54	Actual Current Year To 12-1-54	Estimated Current Year 1954-55	Requested Fiscal Year 1955-56	Allowed Fiscal Year 1955-56
MOTOR VEHICLE FUND—Continued					
Capital Outlay—Continued					
Structural and Non-structural Improvements—Continued					
Warehouse, Grounds and Buildings—Continued					
Districts and Warehouses—Continued					
6744 District No. 114—Sprinkling System (1)				300	300
6745 District No. 114—Water Tank Storage Rack (1)				300	300
6748 Warehouse 1—Oil Retort (1)	1,206.16		2,690		
6753 Dist. No. 116—Diesel Fuel Tank Pump (1)			2,000		
6754 Dist. No. 116—Incinerator (1)	52.12				
6755 Dist. No. 116—Land Addition (1)				12,000	12,000
6756 District No. 116—Toilet Facilities (1)				1,300	1,300
6757 District No. 116—Water Tank Storage Rack (1)				300	300
6759 Dist. No. 301—Yard (3)	2,018.21		500		
6763 Dist. No. 117-407—Constr. Rock Bins (1)	4,858.09				
6765 Dist. No. 117-407—Relocate Building 2438 (1)	1,144.02				
6766 Dist. 117-407—Partition Seal Wire (1)	210.30				
6767 Dist. No. 117-407—Paving Yard (1)	138.07		350		
6768 Dist. No. 117—Service Station (1)	138.07				
6770 Dist. No. 117—Relocate Garage 2439 (1)	2,857.93				
6771 Dist. No. 117—Remodel Garage 2440 (1)	1,051.54		150		
6773 Dist. 201—Diesel Fuel Tank Pump (2)			2,000		
6774 Dist. No. 201—Incinerator (2)	52.12				
6775 District No. 202—Water Tank Rack (2)				300	300
6777 Dist. No. 300—Land Addition (3)				10,000	10,000
6778 Dist. 301—Building Washroom (3)	1,154.12				
6780 Dist. No. 301—Shelves (3)	84.17				
6781 Dist. No. 301—Toilet for New Building (3)	197.99				
6782 Dist. No. 301—Wash Bowl (3)	83.78				
6793 Dist. No. 404—Incinerator (4)	52.12				
6796 Dist. No. 404—Storage Shelves (4)	135.67				
6798 Dist. No. 407—Diesel Fuel Tank Pump (4)			2,000		
6799 Dist. No. 407—Install Hydra Hoist (4)			1,200		
6800 Dist. No. 407– Incinerator (4)	52.12				
6801 Dist. No. 407—Ridge Vent Building 2438 (4)	58.22				
6802 Dist. No. 407—Sign, Los Angeles County Road Department (4)			50		
6806 Dist. No. 408—Diesel Fuel Tank Pump (4)			2,000		
6808 Dist. No. 408—Spouts (4)	3,606.13				
6809 Dist. No. 408—Incinerator (4)	52.12				
6810 Dist. No. 408—Post Arms Barber Wire (4)			400		
6812 Dist. No. 408—Vehicle Ramp Pit (4)			1,000		
6813 District No. 408—Water Tank Rack (4)				300	300

ROAD DEPARTMENT—Continued

Classification	EXPENDITURES				
	Actual Prior Year 1953-54	Actual Current Year To 12-1-54	Estimated Current Year 1954-55	Requested Fiscal Year 1955-56	Allowed Fiscal Year 1955-56
MOTOR VEHICLE FUND—Continued					
Capital Outlay—Continued					
Structural and Non-structural Improvements—Continued					
Warehouse Grounds and Buildings—Contd.					
Districts and Warehouses—Continued					
6817 Dist. No. 501—Remodel Building (5)	3,431.02				
6826 Dist. No. 506—New Yard Fence (5)			5,000		
6827 District No. 506—Maintenance Yard (5)				27,000	27,000
6828 Warehouse 4—Stockroom Fire Ext. System (1)				700	700
6829 Warehouse 4—Wash Area (1)				2,100	2,100
6833 Dist. No. 508—Building (5)		288.20	4,500		
6835 Dist. No. 508—Big Pines Sub Yard (5)	3,764.52	886.29	1,090		
6836 Dist. No. 510—Bunkers (5)			1,110		
6842 Mt. Wilson Maintenance Yard—Reservoir (5)	4,753.94				
6843 Engineering Building Alterations (3)	1,133.66				
6844 Mt. Wilson Maintenance Yard—Building 3065 (5)	295.47				
6845 Mt. Wilson Maintenance Yard—Radio Equipment Building (5)		493.57	4,000		
6848 Jackson Lake Maintenance Yard—Fencing (5)				3,000	3,000
6849 Engineering Building Electric Wiring (3)				1,000	1,000
6850 Jackson Lake Barracks Building (5)		24,854.88	39,826		
6851 Jackson Lake Bunkers (5)				5,000	5,000
6852 Telephone System Installation (3)	60.07				
6853 Purchase General Fund Property		129,250.00	129,250		
6855 Warehouse 5—Crane Entry Dr. (5)			11,000		
6856 Warehouse 5—Emulsion Tank (5)				6,500	6,500
6857 Warehouse 5—Incinerator (5)				2,500	2,500
6858 Warehouse 5—Oil Penetration (5)				5,000	5,000
5859 Warehouse 5—Premix Paving (5)			8,000		
6861 Warehouse 5—Unloading Dock (5)				1,500	1,500
6862 Warehouse 5—Washroom (5)			17,500		
6863 Warehouse 5—Yard Drain Line (5)				3,500	3,500
6864 Warehouse 1—Bins (1)		238.87	300		
6865 Warehouse 1—Cable Rack (1)		507.79	700		
6866 Warehouse 3—Engineers' Office (4)				25,000	25,000
6867 Warehouse 3—Rock Bins (4)				4,100	4,100
6868 Warehouse 1—Expansion (1)			25,000		
6869 Warehouse 1—Alterations (1)			600		
6870 Warehouse 1—Loading Dock (1)		463.84	2,000		
6871 Warehouse 1—Toilets (1)			3,000		
6872 Warehouse 1—Remodel Office Space (1)	738.25				
6873 Warehouse 3—Water Tank Rack (4)				300	300
6875 Warehouse 2—Sewer Assessment Connect (5)	3,948.59				
6876 Warehouse 3—Steel Storage Walls (4)				1,000	1,000
6879 Warehouse 3—Fence, Grade, Yard Storage (4)			1,000		
6880 Warehouse 3—Traveling Crane Complete (3)	8,025.00				
6882 Warehouse 4—Building Improvements (1)	595.90	2,270.13	2,500	500	500
6884 Warehouse 4—Lanscaping (1)	1,619.37	33.10	34	500	500

ROAD DEPARTMENT—Continued

Classification	EXPENDITURES Actual Prior Year 1953-54	Actual Current Year To 12-1-54	Estimated Current Year 1954-55	Requested Fiscal Year 1955-56	Allowed Fiscal Year 1955-56
MOTOR VEHICLE FUND—Continued					
Capital Outlay—Contained					
Structural and Non-Structural Improvements—Continued					
Warehouse Grounds and Building—Continued					
Districts and Warehouses—Continued					
6886 Warehouse 4—Emergency Electric Plant (1)			1,000		
6887 Warehouse 4—Concrete Slab Shop Repair Area (1)	3,704.52				
6889 Warehouse 4—Fire Extinguisher System Stockroom (1)		3.02	4	796	796
6890 Warehouse 4—Shelves (1)			400		
6891 Warehouse 5—Curb Gutter (5)				5,000	5,000
6892 Warehouse 5—Grounds Grading—Paving (5)				10,000	10,000
6893 Warehouse 4—Survey Shop (1)	4,800.92				
6894 Warehouse 4—Trash Bin (1)	879.76				
6895 Warehouse 4—Traffic and Lighting Shop (1)	7,569.93				
6896 Warehouse 4—Equipment Shelter (1)		3,690.64	6,000		
6897 Warehouse 5 and RD 508 Headquarters (5)	31,044.68		284,068	6,500	6,500
6898 Warehouse 4—Emulsion Tank (1)	720.31				
6899 Warehouse 5—C. I. Assessement (5)			5,500		
Total Warehouse Grounds and Buildings	**$ 147,104.70**	**$ 194,393.89**	**$1,060,923**	**$ 565,508**	**$ 565,508**
Miscellaneous					
6901 Alley Improvements	$ 31,781.78	$ 7,317.24	$ 30,581	$ 65,000	$ 65,000
6902 Aerial Surveys			48,000	22,000	22,000
6910 Street & Bridge Improvements	213,311.43	90,595.15	341,451	254,100	254,100
6911 Co-operative Improvement Projects	39,200.90	9,749.21	127,000	35,000	35,000
6912 Contributions on Co-operative Projects	Cr. 14,576.62	Cr. 13,873.88	Cr. 100,000	Cr. 20,000	Cr. 20,000
6913 Co-operative Pavement Widening	707,774.25				
6915 County Surveyor Services	236,199.46	68,712.35	221,000	240,000	240,000
6923 Pavement Widening—County Improvements		4,477.63	526,230	895,500	895,500
6924 Pavement Widening—Permits		101,441.73	431,647	1,075,000	1,075,000
6930 Detention Camps	1,295,256.72	533,265.87	1,280,000	1,350,000	1,350,000
6932 Fencing and Safety Provisions		529.31	7,500	10,000	10,000
6933 Minor Bridge Approaches and Detours	42,499.26	8,008.00	47,800	35,000	35 000
6937 Portable Buildings	46,778.73	11,160.08	37,500	50,000	50,000
6944 Sub-Division Projects	425,908.74	117,385.51	800,473	859,176	859,176
6960 Railroad Crossings	2,272.34	1,604.52	36,638	75,000	75,000
6970 Right of Way—All Districts	151,783.40	156,378.30	977,884	2,494,200	2,494,200
6980 Preliminary Planning—Structures	14,943.88	2,542.38	19,999	26,500	26,500
6981 Preliminary Planning—Highways	80,858.64				
6985 Remodeling Roads	151,839.48	39,761.89	143,800	200,000	200,000
6990 Traffic Channelizing and Intersection Improvements	81,844.51	32,838.00	95,850	94,000	94,000
6991 Plans and Surveys—Roads		40,375.24	100,000	467,400	467,400
6992 Traffic Study—International Airport		157.33	5,000		
Total Miscellaneous	**$3,507,676.90**	**$1,212,425.86**	**$5,178,353**	**$8,227,876**	**$8,227,876**

ROAD DEPARTMENT—Continued

Classification	Actual Prior Year 1953-54	Actual Current Year To 12-1-54	Estimated Current Year 1954-55	Requested Fiscal Year 1955-56	Allowed Fiscal Year 1955-56
			EXPENDITURES		
MOTOR VEHICLE FUND—Continued					
Capital Outlay—Continued					
Structural and Nonstructural Improvements—Continued					
Bridge and Culvert Construction					
7008 Agua Dulce Canyon Road—Agua Dulce Creek (5)	$ 46,586.76	$	$	$	$
7014 Alameda St.—Dominguez Channel (4)			71,000		
7024 Aliso Canyon Rd.—Aliso Canyon 1st Crossing (5)				47,413	47,413
7025 Aliso Canyon Road-Aliso Canyon	1,482.71				
7026 Aliso Canyon Rd.—Aliso Canyon 2nd Crossing (5)	2,229.97		39,700		
7027 Aliso Canyon Rd.—Aliso Canyon 3rd Crossing (5)			31,000		
7038 Angeles Forest Highway—Southern Pacific R. R. (5)	2,466.54			19,160	19,160
7043 Arrow Highway—Big Dalton Wash (1)	6,165.58			98,330	98,330
7045 Avalon Blvd.—Dominguez Channel (4)				24,000	24,000
7054 Avenue L—Armagosa Creek Cr. (5)	3,689.96	2,623.00	3,000		
7057 Aviation Blvd.—Rosecrans Avenue over ATSF (2)				5,000	5,000
7058 Aviation Blvd.—Rosecrans Avenue over ATSF (4)				5,000	5,000
7080 Beverly Blvd.-Rio Hondo Channel (1)	6,051.71				
7090 Big Tujunga Canyon Rd.-1st Crossing (5)	6,235.68				
7091 Big Tujunga Canyon Rd.-2nd Crossing (5)				393,600	393,600
7110 Bridge Improvement—Flood Control Program				90,000	90,000
7132 Carson St.—Dominguez Channel (4)				24,000	24,000
7142 Centralia Rd.—Coyote Creek (1)			5,000		
7154 Clara St.—L. A. River Stairways (1)	246.00				
7169 Cole Road—La Mirada Branch No. 334 (1)				6,000	6,000
7170 Compton Blvd.-Los Angeles Riv. (4)				223,755	223,755
7180 Cornell Road—Triunfo Creek Branch No. 95 (5)				19,000	19,000
7190 Crenshaw Blvd.-Dominguez Chan. Widen (2)	570.19			32,550	32,550
7191 Crenshaw Blvd.—Branch of Dominguez Channel (2)	320.92	289.29	29,650		
7194 Cross St.—Wild Creek Cr. (5)	2,190.06	147.98	1,500		
7200 Del Amo Blvd.-Compton Creek (4)	20,388.37				
7201 Del Amo Blvd.-Downey Chan.-Los Cerritos Drain (1)	4,311.41				
7202 Del Amo Blvd.-Los Angeles Riv. (4)	126.90			16,523	16,523
7208 Del Amo Blvd.—San Gabriel River (1)				233,877	233,877
7212 Downey Ave.-Del Amo Lateral-Los Cerritos Drain (1)	4,008.43				
7216 Dudley St.—San Jose Creek Branch No. 106 (1)				7,500	7,500
7219 East Trail-Kagel Creek (5)	98.29	374.13	8,800		
7235 El Segundo Blvd.-Dominguez Channel Widen (2)	5,818.94	15,241.06	16,000		
7245 Encinita Ave.—Eaton Wash (1)			3,500		

ROAD DEPARTMENT—Continued

Classification	EXPENDITURES Actual Prior Year 1953-54	Actual Current Year To 12-1-54	Estimated Current Year 1954-55	Requested Fiscal Year 1955-56	Allowed Fiscal Year 1955-56
MOTOR VEHICLE FUND—Continued					
Capital Outlay—Continued					
Structural and Nonstructural Improvements—Continued					
Bridge and Culvert Construction—Cont.					
7254 Florence Ave.—Los Angeles River Stairways (1)	3,207.74				
7260 Florence Avenue-Rio Hondo (1)	5,675.76				
7271 Fort Tejon—Remove 2 Bridges 872 & 492 (5)			4,000		
7276 Fullerton Ball Rd.—Coyote Crk. (1)			10,000		
7279 Gage Ave.—Los Angeles River Stairways (1)	4,101.54				
7285 Garfield Ave.-Union Pacific R.R. (1)	4,221.38				
7286 Garibaldi Ave.-Eaton Wash (1)	768.72				
7292 Glendora Ave.-Big Dalton Wash (1)	1,192.40		2,600		
7300 Gold Canyon Rd.-Little Tujunga Wash (5)	18,451.23				
7307 Grand Ave.-Charter Oak Wash (1)	335.91		3,350		
7309 Greenleaf Canyon Rd.—Garapatos Creek (5)			10,000		
7330 Hellman Ave.-Alhambra Wash. (1)	8,027.90				
7370 Imperial Hwy.-Los Angeles Riv. (1)	2,560.97				
7417 Las Virgenes Canyon Rd.—Malibu Creek (5)	915.58				
7419 Lemon Road—Small Wash Br. No. 169 (1)				6,000	6,000
7421 Little Tujunga Rd.-Buck Canyon (5)	12,193.17				
7422 Little Tujunga Canyon Rd.-Pacoima Creek (5)	12,073.40				
7430 Lobo Canyon Rd. No. 2-Lobo Creek (5)	20,643.33				
7431 Lobo Canyon Road No. 3—Lobo Creek (5)				2,000	2,000
7450 Los Coyotes Diagonal—L.C.D.C. (1)	65,092.34				
7451 Los Coyotes Diagonal—P.V.D.C. (1)	4,229.39				
7455 Lower Azusa Rd.-Eaton Wash (1)			35,000		
7456 Lower Azusa Rd.—Rio Hondo (1)				200,500	200,500
7459 Lyons Ave.-Wiley Creek (5)	40,963.26	4,076.59	11,900		
7467 Manhattan Beach Blvd.-Dominguez Channel-Widen (2)	959.14		12,600		
7480 Marshall St.-Rubio Wash (1)	1.00				
7487 Mulholland Dr.—Media Creek (5)	9,429.46	31,386.39	179,600		
7489 Nelson Ave.—Puente Creek (1)			10,000		
7525 Olive St.-Los Angeles River (4)	291.89			434,800	434,800
7542 Orangethrope Avenue—Palo Verde Dr. Ch. (1)			58,400		
7584 Pear Blossom Valyermo—Sand Creek (5)	10,704.38				
7585 Peck Road—Sawpit Wash (1)	6.28			22,960	22,960
7588 Placeritos Canyon Road—Sand Canyon (5)				10,224	10,224
7605 Redondo Beach Blvd.—Dominguez Channel (2)	599.02	243.60	18,300		
7623 Rosecrans Ave.-Los Angeles Riv. (1)	4,947.39				
7624 Rosecrans Ave.—L. A. River (4)	48,328.76				
7662 San Gabriel Blvd.—Alhambra Wash (1)	47,479.37	3,576.56	5,000		
7675 San Gabriel River Parkway South Bridge-San Gabriel River (1)	25,710.99	612.68	600		
7676 San Gabriel River Parkway-San Jose—D.C. (1)				100,178	100,178
7678 San Gabriel River Parkway-San Jose Creek (1)	26,250.97	320.08	4,100		

ROAD DEPARTMENT—Continued

Classification	EXPENDITURES				
	Actual Prior Year 1953-54	Actual Current Year To 12-1-54	Estimated Current Year 1954-55	Requested Fiscal Year 1955-56	Allowed Fiscal Year 1955-56
MOTOR VEHICLE FUND—Continued					
Capital Outlay—Continued					
Structural and Nonstructural Improvements—Continued					
Bridge and Culvert Construction—Continued					
7679 San Gabriel River Parkway—Rosehill D. C. (1)	30,197.14	332.39	2,000		
7680 San Gabriel River Parkway—Sycamore Canyon (1)	31,377.13	332.40	3,000		
7707 Scott Ave.—La Mirada SL Br. No. 333 (1)				6,000	6,000
7708 Sellers St.—Alosta Wash Br. No. 545 (1)				6,000	6,000
7710 Sepulveda Blvd.—Dominguez Channel (4)				24,000	24,000
7731 Slauson Ave.—Rio Hondo Channel (1 & 3)	162,561.88	2,559.07	3,000		
7736 Slauson Ave.—San Gabriel River Parkway—San Gabriel River & RR's (1)	1,666.40	6,938.36	15,211	760,000	760,000
7788 Stearns St.—Los Cerritos D. C. (1)	60,507.43	1,753.97	2,700		
7802 Temple Ave.—Puente Creek (1)			20,000		
7804 Temple City Blvd.—Eaton Wash (1)			6,500		
7826 Unruh Ave.—Puente Creek (1)			10,000		
7831 Valley Blvd.-Puente Creek (1)			18.00		
7832 Valley Blvd.-San Jose Creek (1)	2,469.46				
7834 Valley Blvd.-So. Pacific R. R. (1)	12,727.83	818.66	150,400	208,000	208,000
7835 Valley St.—Wildwood Creek Br. No. 448 (5)				4,000	4,000
7850 Washington Blvd.-San Gabriel Riv. (1)	20,587.32				
7870 West Ramona Blvd.—San Gabriel River (1)	14,193.22				
7875 Wilmington Ave.—Dominguez Channel (4)				24,000	24,000
7876 Willow St.—Los Cerritos D. C. (1)	105,781.95	7,112.65	7,000		
7880 West 8th Street—Wildwood Creek Br. No. 198 (5)				4,500	4,500
7890 120th St.—Compton Creek (4)	1,000.00				
7898 223rd St.—Dominguez Channel (4)				24,000	24,000
7899 213th St.—Dominguez Channel (4)	857.04		41,400		
7977 San Gabriel Blvd.—Alhambra Wash (1)	600.00				
7991 Valley Blvd.—S. P. RR (1)	5,772.72				
Total Bridge and Culvert Construction	$ 942,650.61	$ 78,738.86	$ 853,811	$3,082,870	$3,082,870
County Highway Construction					
8004 Agua Dulce Canyon Road (5)	$ 5,338.68	$	$	$	$
8012 Alley East of Normandie from Raymond Avenue to Northerly (2)				1,600	1,600
8013 Alley East of Colima Road (1)			1,500		
8014 Alley West Garfield—Muller to Shull Street (3)			9,000		
8015 Aliso Canyon Road—Angeles Crest Highway-Ex. Pavement (5)				10,000	10,000
8016 Aliso Canyon Rd.—Angeles Forest Highway—W'ly. (5)	3,208.31	1,778.49	1,779	5,221	5,221
8019 Alondra Blvd.—Leibacher to Piuma (1)	5,914.65				
8022 Amelia Avenue—Cienega Avenue—Covina Blvd. (1)			6,000		

ROAD DEPARTMENT—Continued

Classification	EXPENDITURES Actual Prior Year 1953-54	Actual Current Year To 12-1-54	Estimated Current Year 1954-55	Requested Fiscal Year 1955-56	Allowed Fiscal Year 1955-56
MOTOR VEHICLE FUND—Continued					
Capital Outlay—Continued					
Structural and Non-structural Improvements—Continued					
County Highway Construction—Continued					
8023 Angeles Vista Blvd.—Olympiad Drive (2)			3,000		
8029 Anza Avenue—120th Street to El Segundo Blvd. (2)	84,822.38		8,500		
8030 Antelope Valley Joint Rd.—Community Project (5)	120,096.58	94,448.81	197,250	220,418	220,418
8031 Anza Ave.—El Segundo to Rosecrans (2)				75,000	75,000
8032 Anza Ave.—Imperial Hwy. to 95th St. (4)	17,838.37				
8033 Arcadia St., Newhall—8th St. to Lyons Ave. (5)	3,186.39				
8034 Arcadia St., Newhall—Lyons Ave. (5)	1,936.45				
8036 Arrow Hwy.—Irwindale to Azusa (1)	121,702.33				
8037 Arrow Hwy.—Azusa Ave. to Citrus Ave. (1)	3,615.90	74.70	2,500	112,500	112,500
8038 Avalon Blvd.—120th Street to Rosecrans (2)				115,000	115,000
8039 Avalon Blvd.—Carson Street to 223rd Street (4)			5,000		
8040 Avalon Blvd.—Compton Blvd. to Rosecrans (4)	4,573.53				
8041 Arroyo Dr.—San Gabriel to Potrero Grande (1)			15,000		
8048 Ave. D—Highway 6 to 60th St. West (5)	795.55				
8050 Avenue H—120th Street (5)	156,641.25				
8051 Avenue I—Highway 6 (5)		2,257.10	20,000		
8052 Ave. I—Highway 6 to Easterly (5)				60,000	60,000
8055 Avenue M—S.P.R.R. (5)			15,000		
8056 Ave. M—Highway 6 to 30th St. E (5)		18,289.95	22,500		
8057 Avenue P—S.P.R.R. (5)				15,000	15,000
8058 Avenue P et al.—Sierra to 20th E. to Q8 (5)		68,857.71	65,000		
8059 Ave. N.—50th St. E. to 70th St. E. (5)				29,000	29,000
8061 Ave. Q8 et al—90th St. East—Easterly (5)	502.62				
8062 Ave. Q8—160th St. East—240th St. East (5)	29,459.26				
8063 Avenue T—4 Points Intersection at Hwy. 138 to 87th St. E. (5)				11,500	11,500
8064 Ave. T—Old Nadeau Rd.—Hwy. 138 (5)	7,061.74	3,198.57	10,200		
8065 Aviation Blvd.—El Segundo Blvd. to Compton Blvd. (4)				35,000	35,000
8066 Aviation Blvd.—El Segundo Blvd. to Compton Blvd. (2)				46,500	46,500
8073 Badillo St.—Barranca to Range Ave. (1)	1,043.49	33.44	8,500		
8076 Baldwin Ave.—Lower Azusa to Valley (1)			5,000	161,000	161,000
8080 Ball Avenue et al (2)			3,000		
8081 Bandini Blvd.—Eastern-Garfield (3)				90,000	90,000
8082 Bandini St.—3rd St. to 6th St. (4)	2,422.44				
8083 Bankfield Ave.—Jefferson Blvd. to S'ly (4)	3,109.84				

ROAD DEPARTMENT—Continued

Classification	EXPENDITURES				
	Actual Prior Year 1953-54	Actual Current Year To 12-1-54	Estimated Current Year 1954-55	Requested Fiscal Year 1955-56	Allowed Fiscal Year 1955-56
MOTOR VEHICLE FUND—Continued					
Capital Outlay—Continued					
Structural and Non-structural Improvements—Continued					
County Highway Construction—Continued					
8086 Belcher St. et al—McRae to Jersey (1)		158.87	6,000		
8087 Bellflower Blvd.—Ashworth to Rocket (1)	2,275.86				
8088 Bellflower Blvd.—Center to Artesia (1)	10,674.61				
8089 Bellmarin Drive et al—South Hamilton (4)		6,283.60	8,000		
8090 Bellflower Blvd.—P.E. RR and Mayne (1)				3,000	3,000
8094 Beverly Blvd.—Bluff Road to U.P. R.R. (1)	4,747.30				
8096 Beverly Blvd.—La Cienega Blvd. to Robertson Blvd. (3)	3,003.50		4,000	56,000	56,000
8097 Big Tujunga Canyon Road (5)	7,939.36		13,850	23,000	23,000
8100 Blanchard St. et al. Rowan—Alma Ave. (1)	5,388.22	12,810.44	9,926		
8102 Bonnel Subdivision Streets (5)		9,651.87	10,600		
8114 Broadway et al (4)	2,525.51				
8116 Brooklyn Ave.—Rowan-Fetterly (3)				50,000	50,000
8121 Budlong Ave.—Century Blvd.—111th St. (2)	7,282.69				
8122 Budlong Avenue—93rd Street—Century Blvd. (2)		280.66	57,000	40,000	40,000
8123 Budlong Ave.—122nd St. to 126th St. (2)				8,000	8,000
8125 Business Alley—Village Road to Harvey Way (1)	881.42				
8126 Business Alleys—Dist. 302 (3)	2,571.31			3,000	3,000
8128 Caladre Ave. et al—Orange St. (1)	1,979.67				
8135 Camp Baldy Rd.—Camp Baldy (1)	10,272.97		16,750	15,500	15,500
8144 Carpintero Avenue—Trabuco to Center (1)	570.21	73.95	3,400		
8147 Carrey Rd.—Valley Blvd.—Lemon Ave. (1)	4,465.94				
8148 Carson Street—Lakewood Blvd. to 150′ W'ly (1)				4,500	4,500
8149 Carson St.—Wilmington Ave.—Main St. (4)	20,057.40				
8150 Castaic Canyon Rd.—Elizabeth Lake Canyon Rd. N. (5)				100,000	100,000
8151 Cecilia St.—Wilcox—Atlantic (1)	1,846.66				
8157 Center Street—San Gabriel River Bridge Approach (1)	6,619.80				
8160 Central Avenue at Bridge E Cotter (1)			2,500		
8161 Central Avenue—Rosecrans Avenue N'ly (2)		16.00	7,500		
8168 Cherry Ave.—San Antonio S'ly. (1)	863.20				
8181 Compton Blvd.—Illinois Ave. (1)	1,820.82				
8182 Compton Blvd.—Los Angeles River Bridge Approach (4)	12.06		20,000	197,500	197,500
8183 Compton Blvd.—Los Angeles River Bridge Approach (4)	6.50				
8185 Compton Blvd.—Stevens Avenue (1)	1,299.20	7,376.60	7,000		
8186 Compton Blvd.—Osage Avenue to Avis Avenue (2)				2,500	2,500
8190 Corona Dr.—Invernes Highland (5)				20,000	20,000

ROAD DEPARTMENT—Continued

Classification	EXPENDITURES				
	Actual Prior Year 1953-54	Actual Current Year To 12-1-54	Estimated Current Year 1954-55	Requested Fiscal Year 1955-56	Allowed Fiscal Year 1955-56
MOTOR VEHICLE FUND—Continued					
Capital Outlay—Continued					
Structural and Nonstructural Improvements—Continued					
County Highway Construction—Continued					
8191 Covina Hills Rd.—Check Dams (1)		730.04	500		
8193 Crenshaw Blvd.—Pacific Coast Hwy. (4)		9,377.32	9,400	8,500	8,500
8194 Crenshaw Blvd.—Palos Verdes to Torrance (4)	585.99			31,000	31,000
8195 Crenshaw Blvd.—Sepulveda Blvd. to Pacific Coast Highway (4)	5,034.40				
8196 Crescent Heights Blvd.—Fountain Avenue Northerly (3)		2,988.32	4,000		
8197 Crenshaw Blvd.—108th to Imperial (2)			25,000		
8198 Crescent Blvd.—Palos Verdes Dr. North to Silver Spur Road (4)	2,362.97	24,257.59	24,600	45,800	45,800
8199 Crenshaw Blvd.—Crest Road to Palos Verdes Drive South (4)				17,500	17,500
8200 Culvert Exten.—Maint. Dist. No. 1 (1)				5,000	5,000
8201 Cross Gutters in Palmdale (5)			2,000	2,000	2,000
8202 Cross Gutters—Lancaster (5)		8,847.41	8,000	8,000	8,000
8203 Decker School Lane—Decker School Lane W'ly (5)		6,006.18	5,500		
8204 Davenport Road—Agua Dulce Canyon Rd. to Sierra Hwy. (5)				7,000	7,000
8205 Delta Street South of Newmark Wash (1)				3,000	3,000
8206 Del Amo Blvd.—Bloomfield—Coyote Creek (1)			400		
8207 Del Amo Blvd.—Compton Creek Bridge Approach (4)	4,778.27	3,536.31	4,000	15,000	15,000
8208 Dist. No. 100—Concrete Gutters (1)	15,713.39				
8209 Dist. No. 100—Remodel Intersections (1)	9,323.16				
8210 Dist. No. 102—Concrete Gutters (1)	14,074.02	Cr. 188.28	5,340		
8211 Dist. No. 102—Cross Gutters (1)	2,977.75		5,000		
8212 Dist. No. 103—Concrete Gutters (1)	3,292.25	4,973.66	5,091		
8213 Dist. No. 114—Slot Flow Cross Gutters (1)		3,761.49	3,800		
8214 Dist. No. 116—Slot Flow Cross Gutters (1)	1,618.48	5,229.14	5,000		
8215 Dist. No. 203—Slot Flow Gutters (2)	2,591.68	3,643.95	5,000		
8216 Dist. No. 202—Slot Flow Gutters (2)	315.43	5,245.36	5,000		
8217 Dist. No. 501—Concrete Gutters (5)	9,696.55	1,244.29	2,625		
8218 Dist. No. 501—Cross Gutters (5)	1,513.65	1,053.79	1,000		
8219 Dist. No. 301—Slot Flow Gutters (3)	1,725.82				
8220 Downey Ave.—Florence to Cherokee Dr. (1)		1,763.55	2,000		
8221 Downey Road—Bandini Blvd. et al. (3)	265.77		14,000		
8222 Drainage Structures—City Terrace Dr. to Ramona Dr. (3)	1,724.72	1,452.92	1,453	13,547	13,547
8223 Downey Avenue—Rosecrans to Compton Blvd. (1)		3,731.41	5,000		
8224 Downey Rd.—Slauson Ave. to 26th Street (3)	12,319.16	145.16	98,000	25,000	25,000

ROAD DEPARTMENT—Continued

Classification	EXPENDITURES				
	Actual Prior Year 1953-54	Actual Current Year To 12-1-54	Estimated Current Year 1954-55	Requested Fiscal Year 1955-56	Allowed Fiscal Year 1955-56
MOTOR VEHICLE FUND—Continued					
Capital Outlay—Continued					
Structural and Nonstructural Improvements—Continued					
County Highway Construction—Continued					
8226 Downey Ave.—Alameda to Imperial Highway (1)	75,616.52	1,454.87	12,000		
8227 Dume Canyon Road—Mulholland Drive to Vera Canyon Road (5)				1,896	1,896
8228 Del Mar—Ramona Freeway to C/B San Gabriel (1)				20,000	20,000
8229 Durfee Ave.—Maxon—330/660 Ft. No. of Exline (1)			2,000		
8230 Durfee Ave.—Valley, Peck (1)		1,746.51	10,000	140,000	140,000
8231 Duarte Rd.—Eaton Wash—San Gabriel Blvd. (1)	3,923.68	1,469.92	2,500		
8233 Eagle St.—Record Ave. W'ly (3)			1,000		
8234 Eastern Ave.—Gage to Clara (3)		848.32	5,000		
8235 Electric St.—Vermont Ave. to Normandie Avenue (4)	2,030.76				
8236 Eastern Avenue and Rogers Street Drain (3)				7,000	7,000
8237 Eastern Ave.—Slauson Avenue to Garfield Avenue (3)				215,000	215,000
8239 Elizabeth Lake Pine Canyon—Elizabeth Lake to Highway 6 (5)				10,000	10,000
8241 Eaton Wash Drainage Structure—North End (5)				15,000	15,000
8242 Eaton Wash Drainage Structure—South End (1)				15,000	15,000
8244 El Segundo Blvd.—Inglewood to Aviation (2)		3,119.05	125,000		
8245 El Segundo Blvd. to Crenshaw Blvd. to Western Ave. (2)	2,840.79				
8247 El Segundo Blvd.—Crenshaw to Normandie (2)		30,110.10	166,000	105,000	105,000
8248 Encinal Canyon Rd.—Decker—Pacific Coast Highway (4)	1,340.61		6,000	9,500	9,500
8255 Escondido Canyon Road—Agua D. C.—Hubbard (5)		10,035.58	11,500		
8256 Escondido Canyon Road—Agua Dulce E'ly (5)	1,740.59				
8258 Escondido Canyon Rd.—Red Rover Rd. to Crown Valley Rd. (5)	11,490.90				
8259 Escondido Canyon Road—Acton W'ly (5)	18.00				
8260 Escondido Canyon Rd.—Red Rover W'ly (5)			15,000		
8262 Eugene St. Drain at 3rd St. (3)				12,000	12,000
8271 Florence Avenue—Lesterford—Lexington (1)	11,387.73	6,733.53	15,000	197,000	197,000
8272 Florence Ave.—West Blvd. to Redondo Blvd. (4)	9,500.00				
8274 Florence Ave.—Emil Ave. to Old River School Road (1)	5,170.99				
8275 Floresta Avenue—West Blvd. to Victoria Avenue (2)			9,000		
8276 Florence Ave.—Hayter Ave. to Downey Avenue (1)			9,000		
8277 Flower Avenue—Passage Ave. (1)		421.94	12,000		
8278 Foster Rd.—Woodruff to Bellflower (1)	2,947.72	2,927.00	8,000		
8279 Fountain Avenue—La Brea to Gardner (3)				50,000	50,000

ROAD DEPARTMENT—Continued

Classification	EXPENDITURES				
	Actual Prior Year 1953-54	Actual Current Year To 12-1-54	Estimated Current Year 1954-55	Requested Fiscal Year 1955-56	Allowed Fiscal Year 1955-56
MOTOR VEHICLE FUND—Continued					
Capital Outlay—Continued					
Structural and Nonstructural Improvements—Continued					
County Highway Construction—Continued					
8281 Frazier Mountain Park Road (5)	6,632.46				
8283 Freer Street—Tyler Avenue to Double Drive (1)				8,000	8,000
8287 Ft. Tejon Rd.—Pallett Creek Rd. (5)	2,210.30	581.94	6,700		
8289 Gage Ave.—Alameda to Hooper Ave. (2)	110,284.48		4,000		
8290 Gallatin Road—Durfee Avenue to Rosemead (1)				7,000	7,000
8295 Garfield Ave.—Ferguson to Washington (1)	13,721.46				
8298 Garfield Ave.—Slauson Ave. to Eastern Ave. (3)	54,030.10	15,918.56	245,000	134,000	134,000
8299 Glenford Avenue, et al	6,423.79				
8300 Gladstone Street—Irwindale Avenue W'ly (1)		2,318.48	2,500		
8301 Gladstone Street—Ramona to San Dimas DC (1)			1,000		
8302 Glendora Ridge Road—Glendora Mountain Road E'ly (1)	24.28		6,000		
8303 Goodrich—Ferguson—Eastern et al (1)	316.37				
8304 Glendora Avenue et al. (1)	26,990.49	1,411.58	6,300		
8306 Graham Ave.—Florence Ave. S'ly. (2)				3,350	3,350
8307 Gray Fox St.—Dume Drive to S'easterly 4490' (4)				3,070	3,070
8308 Greenacre Avenue, et al—Santa Monica Blvd. N'ly (3)			5,500		
8309 Grand Avenue				75,000	75,000
8312 Gridley Rd.—Ratliffe to Leffingwell (1)	1,697.55				
8321 Gunn Ave. No. of Union Pac. R.R., South of Pacific Electric R.R. (1)				15,000	15,000
8323 Harbor View St.—Carson St. to Dominguez (4)	4,030.76				
8330 Hasley Canyon Road—Highway 99 Southwestly (5)		2,732.03	2,500		
8346 Hooper Ave.—67th to 68th (2)	579.62				
8347 Horst Ave. et al Hopland St. to Alondra Blvd. (1)				2,000	2,000
8348 Huntington Dr.—Madre to Rosemead Blvd. (1 and 5)	1,308.52	2,220.06	7,300		
8349 Huntington Dr.—San Gabriel to Michillinda (1)	110.93				
8350 Huntington Dr.—San Gabriel to Michillinda (5)	110.93				
8351 Iglesia Avenue—5th Street North of 3rd St. (1)			3,000		
8352 Imperial Hwy.—Norwalk to Zeuss (1)	4,145.90				
8354 Imperial Highway—Downey Ave. to Lakewood Blvd. (1)	70,799.28				
8356 Imperial Highway—Crenshaw to Anza (2)	28,869.70	62,057.23	160,000	125,000	125,000
8357 Imperial Highway—South Gate to Firestone (1)	1,500.00	21,645.62	127,600	225,000	225,000
8358 Imperial Hwy.—Lakewood Blvd. to Bellflower Blvd. (1)				7,000	7,000

ROAD DEPARTMENT—Continued

Classification	Actual Prior Year 1953-54	Actual Current Year To 12-1-54	Estimated Current Year 1954-55	Requested Fiscal Year 1955-56	Allowed Fiscal Year 1955-56
			EXPENDITURES		
MOTOR VEHICLE FUND—Continued					
Capital Outlay—Continued					
Structural and Nonstructural Improvements—Continued					
County Highway Construction—Continued					
8360 Imperial Highway—Central Ave. to Alameda Street (2)	4,029.59			84,000	84,000
8361 Imperial Highway—Central Ave. to Alameda Street (4)	37,706.40			127,000	127,000
8365 Indianola Way—Foothill Blvd. to Knight Way (5)			9,500		
8366 Inglewood Avenue—120th to El Segundo (2)				114,000	114,000
8367 Inglewood Ave.—116th St. to El Segundo Blvd. (2)	56,900.21	10,742.39	60,000		
8368 Inglewood Ave.—El Segundo to Rosecrans (2)	22.25		2,000	14,471	14,471
8369 Inglewood Avenue—Rosecrans to Compton (2)		9,519.87	8,500		
8375 Jefferson Blvd.—Centinella Blvd. (4)				4,000	4,000
8376 Jefferson Blvd.—Inglewood Blvd. (4)				2,000	2,000
8377 Jefferson Boulevard (4)		6,528.52	12,000		
8378 Jefferson Street, et al (1)			5,000		
8390 Klingerman Street—Durfee East of Valwood (1)		354.58	11,000		
8395 La Cienega Blvd.—Stock St. to Jefferson Blvd. (4)	3,382.00				
8397 Lambert Road—Colima to Gunn (1)	428.40		14,000		
8398 La Sexta St.—Catalina Ave. to Colima Road (1)	9,428.05	10,352.12	18,000		
8399 Lakeside Dr.—Cornell Rd. to Mulholland (5)	1,509.54	228.62	1,730	5,070	5,070
8400 Larrabee Street to Sunset N'ly (3)	1,600.78	3,229.32	4,000		
8401 Lambert Road—Mills Avenue (1)		17.68	18	7,000	7,000
8402 Lambert Rd.—Washington Blvd. to Santa Fe Springs Road (1)	8,593.16	16,322.98	16,000		
8403 Lambert Street—Walnut Way F. C. Channel (1)				10,000	10,000
8407 Las Virgenes Rd.—Waycroff Place N'ly. (5)			5,000		
8409 Las Virgenes Canyon (5)		4,070.95	4,517		
8420 Leffingwell Road—Carmenita Telegraph (1)		6,352.82	11,000		
8426 Lennox Blvd.—Crenshaw to Hawthorne (2)	52,540.35		5,000		
8432 Lincoln Ave.—Canyon Crest Road N'ly. (5)	2,870.87				
8434 Lindale Street, et al (1)				6,000	6,000
8435 Lindale St., et al—Pioneer to Norwalk (1)	1,857.16	4,052.18	3,500		
8436 Little Rock Rd.—Forest Boundry to Barrel Springs Road (5)		24.17	4,200		
8439 Live Oak Avenue to Santa Anita Wash (1)		24,999.11	25,000		
8440 Little Tujunga Canyon Road—½ mile N. of L. A. City Limits (5)				20,000	20,000
8446 Lomita Blvd.—Main Street (4)				5,000	5,000
8447 Lomita Blvd.—Western Ave. to Crenshaw Blvd. (4)	45,760.62	888.33	2,400		
8448 Lomita Blvd.—Western to Narbonne (4)				123,600	123,600

ROAD DEPARTMENT—Continued

Classification	EXPENDITURES Actual Prior Year 1953-54	Actual Current Year To 12-1-54	Estimated Current Year 1954-55	Requested Fiscal Year 1955-56	Allowed Fiscal Year 1955-56
MOTOR VEHICLE FUND—Continued					
Capital Outlay—Continued					
Structural and Nonstructural Improvements—Continued					
County Highway Construction—Continued					
8450 Lone Hill Avenue—Covina Blvd. to Cypress (1)			500		
8455 Longworth St.—Barnwall St. to Alondra Drive (1)	25,135.03				
8461 Los Coyotes Blvd.—Bellflower to Carson (1)	768.70	2,365.05	3,000	99,000	99,000
8469 Malibu Canyon Road (4)			50,000		
8470 Malibu Canyon Road (5)		50,000.00	50,000		
8471 Malibu Canyon Rd.—Pacific Coast Highway (4)	12,429.27		22,000		
8473 Malibu Rd.—Coast Highway to Ventura (4 & 5)		41,351.53	50,000		
8474 Malibu—Lakeside Streets (5)		8,246.32	8,300		
8479 McKinley Avenue—Rosecrans to 139th (2)			10,000		
8480 McRae Avenue, et al (1)			6,000	4,000	4,000
8484 Millergrove Dr.—Ben Avon Street Rivera Road (1)			12,445		
8485 Miraleste Area (4)		3,388.36	10,000	10,000	10,000
8486 Mooney Drive—Del Mar to Potrero Grande (1)				6,000	6,000
8486 Del Mar to Potrero Grande (1)					
8493 Mulholland Highway—Las Virgenes to L. A. City (5)				18,000	18,000
8494 Mulholland Highway—Las Virgenes Dry Canyon (5)			2,000	11,000	11,000
8495 Mulholland Highway—Malibu Creek to Cornell (5)	5,138.35	112.13	7,100		
8498 Myrtle Avenue—Longden to Peck (1)		249.48	1,693	22,000	22,000
8501 Nadeau Road—Hwy. 6—Avenue T (5)				25,000	25,000
8503 Nestor Avenue et al (4)				4,000	4,000
8505 Newhall Ave.—15th to 16th Sts. (5)				6,475	6,475
8509 New York Drive—Mar Vista, et al (5)		3.90	6,000		
8518 Oakdale Rd.—Old Ridge Route Easterly (5)			5,250		
8520 Ocana Ave.—Woodruff to South St. (1)	3,643.49				
8522 Ocean Gate Ave., et al (4)	60,802.89				
8524 Old Topanga Canyon Rd.—Topanga Canyon Blvd. to Red Rock Cyn. (5)	9,983.11	20,746.87	20,750	23,750	23,750
8526 Olive St.—Center St. W'ly (1)			1,000		
8527 Olive St.—Compton to Orange (4)				50,000	50,000
8537 Orangethrope Avenue—Woodruff to San Gabriel River (1)			14,000		
8539 Orangethorpe Ave.—Palo Verde Dr. to Studebaker Road (1)	8,000.00				
8540 Osage Avenue et al (4)	23,347.23				
8547 Overhill Dr.—Slauson to 62nd St. (4)	7,552.96				
8557 Palm St.—Lakewood to Patton (1)	1,058.77				
8559 Palos Verdes Drive—Crenshaw to Palos Verdes Est. (4)		16,306.17	247,000	10,000	10,000
8561 Palos Verdes Dr. West—Palos Verdes Est. to Long Point (4)	62,917.49				
8565 Paramount Blvd.—Alameda 300' S'ly (1)	2,513.71	2,281.10	63,000	15,000	15,000
8567 Paramount Blvd. at Center St. and Compton Blvd. (1)	3,820.15				

ROAD DEPARTMENT—Continued

Classification	EXPENDITURES Actual Prior Year 1953-54	Actual Current Year To 12-1-54	Estimated Current Year 1954-55	Requested Fiscal Year 1955-56	Allowed Fiscal Year 1955-56
MOTOR VEHICLE FUND—Continued					
Capital Outlay—Continued					
Structural and Nonstructural Improvements—Continued					
County Highway Construction—Continued					
8568 Paramount Blvd.—Gallatin School House Road to 550' N'ly (1)				2,500	2,500
8570 Pearblossom Highway—Antelope Hwy. to 263rd St. E. (5)				15,400	15,400
8575 Peck Road (1)				23,700	23,700
8579 Pine St., Newhall—San Fernando Blvd. to Southerly 1500' (5)	2,442.90				
8580 Pico Canyon Rd.—Highway 99 Westerly (5)			8,000	6,675	6,675
8583 Placerita Canyon Road—Sierra Hwy. to Sand Canyon (5)				9,500	9,500
8584 Placerita Canyon Road—Mint Canyon to Sand Canyon (5)			15,250		
8585 Placerita Canyon Road—San Fernando to Highway 99 (5)		4,948.43	5,500		
8601 Prairie Avenue (4)	2,390.00				
8602 Prairie Ave.—Rosecrans to Redondo (4)	14,732.99				
8607 Puente Avenue—Holt Avenue to Havenbrook (1)		33.44	8,000	7,000	7,000
8611 Quinn St.—Compton—Jaboneria Rd. to Bell Gardens Ave. (3)			2,500		
8614 Randolph St.—Alameda W'ly (2)		2,024.92	25,000		
8618 Record Avenue et al (3)				1,500	1,500
8619 Redondo Beach Blvd.—Avalon Blvd. to Compton Blvd. (4)	63,330.11				
8620 Reeder and Puente Streets—Badil to Mesarica (1)			20,000		
8624 Rivera Road—San Gabriel River Crossing (1)		14,285.56	14,000		
8625 Rivergrade Road—Garvey to Valley (1)	71,092.59		33,000		
8626 Romaine Avenue—Kings to Sweetzer (3)			1,000	8,000	8,000
8627 Roosevelt Park Rd.—Holmes to Graham (2)				4,000	4,000
8629 Rosecrans Ave.—Studebaker Rd.—Leibacher Ave. & Pioneer Blvd. (1)	22,040.84				
8630 Rosecrans Avenue (1)	1,366.85				
8633 Rosecrans Ave.—Compton City to Tajanta Street (4)	5,484.70				
8635 Rosecrans Ave.—Crenshaw Blvd. to Prairie Avenue (2)		593.36	90,000		
8637 Rosecrans Ave.—Lakewood Blvd. to San Gabriel River (1)	10,268.23				
8638 Rosecrans Ave.—Leibacher Ave. (1)		607.85	11,500		
8639 Rosecrans Ave.—Hawthorne to Aviation (2)	3,707.27	1,633.23	28,000	77,000	77,000
8640 Rosecrans Ave.—Prairie Ave. to Hawthorne Ave. (2)	131,355.44		76,000		
8644 Rush St.—Tyler Ave. to Peck Rd. (1)	15,164.85				
8646 Saddle Peak Rd.—Mulholland Hwy. to Schueren Road (5)	10,249.22	7,507.76	10,000	6,300	6,300
8654 San Dimas Canyon Road South of Baseline (1)		1,944.79	6,000		
8659 San Gabriel Blvd.—California St.—Lombardy Rd. (5)	9,028.05				
8664 San Gabriel River Parkway—Durfee to Beverly Blvd. (1)	517,306.83	22,480.78	99,000	30,000	30,000
8666 San Gabriel River Truck Route—Arrow-Garvey (1)	28,211.42				

ROAD DEPARTMENT—Continued

	Classification	EXPENDITURES Actual Prior Year 1953-54	Actual Current Year To 12-1-54	Estimated Current Year 1954-55	Requested Fiscal Year 1955-56	Allowed Fiscal Year 1955-56
MOTOR VEHICLE FUND—Continued						
Capital Outlay—Continued						
Structural and Non-structural Improvements—Continued						
County Highway Construction—Continued						
8670	San Martinez Chiquita Rd.—Junction of Cooledge St. to Westerly ½ mile (5)	4,636.70				
8685	Sepulveda—Slauson to Jefferson (4)		1,001.03	2,000	30,000	30,000
8686	Sepulveda Boulevard (4)	1,001.57				
8694	Sierra Madre—Sierra Madre Villa Easterly (5)				20,000	20,000
8695	Sierra Madre Avenue (1)	2,299.32				
8709	Slauson Ave.—Rosemead Blvd. to Norwalk (1)	68.84	4,545.09	12,000	262,900	262,900
8710	Slauson Ave.—San Gabriel River Bridge Approach (1)	591.32				
8711	Slauson Ave.—Sepulveda Blvd. E'ly (4)				2,500	2,500
8712	Slauson Ave.—Anaheim-Telegraph Road to Rosemead Blvd. (1)	105,034.78	2,759.23	25,000		
8714	Smith Avenue—Arlee Avenue to Norwalk Blvd. (1)				8,000	8,000
8716	Soledad Canyon Rd.—c/b Acton to Sierra Highway (5)				6,520	6,520
8717	Soledad Canyon Road (5)			65,000	71,000	71,000
8718	Soledad Canyon Rd.—Soledad Tunnel to Sierra Highway (5)	41,218.07			6,000	6,000
8719	Soledad Canyon Rd.—Vicinity Acton (5)	8.32				
8720	Soledad Canyon Rd.—Solemint to Acton (5)		60,740.42	65,000		
8721	Soledad Canyon Road—Bonelli Stad Westerly (5)		13,682.67	15,000		
8722	Soledad Canyon Road—Ravenna to Solemint (5)		13,140.21	15,000		
8725	South St.—Paramount Blvd. to Cherry Avenue (1)	7,784.89	2,019.60	85,000		
8727	Speedway—Whittier Storm Drainage—Acacia Ave. to Coffman Pico Road (1)	9,221.16				
8728	Spring St., San Gabriel River—Westerly (1)			55,000		
8729	Spring St.—San Gabriel River Bridge Approach (1)	232.93				
8731	Stewart Gray—Woodruff to Lakewood Blvd. (1)	132.63				
8735	Streets In Howard Townsite (2)	4,824.28	11,726.13	20,000	10,000	10,000
8737	Studebaker Road—Kenny Street North of Dune (1)			4,800		
8738	Studebaker Road—Florence to Little Lake (1)			4,200		
8741	Street Name Signs—Maintenance District 1 (1)				40,000	40,000
8742	Street Name Signs—Maintenance District 2				6,000	6,000
8743	Street Name Signs—Maintenance District 4				12,000	12,000
8744	Street Name Signs—Maintenance District 5				10,000	10,000
8745	Subdivision Sts. in Lancaster (5)			32,500	32,500	32,500
8746	Subdivision Sts. in Palmdale (5)			3,300	22,000	22,000
8748	Success Ave. and 120th St. (4)				1,000	1,000

ROAD DEPARTMENT—Continued

Classification	EXPENDITURES Prior Year Actual 1953-54	Current Year Actual To 12-1-54	Current Year Estimated 1954-55	Fiscal Year Requested 1955-56	Fiscal Year Allowed 1955-56
MOTOR VEHICLE FUND—Continued					
Capital Outlay—Continued					
Structural and Nonstructural Improvements—Continued					
County Highway Construction—Continued					
8749 Sunflower—Covina Blvd. Intersection (1)		1,033.96	1,000		
8751 Suva St.—Emil Ave. to Tweedy Lane (1)	31,461.03				
8752 Syracuse Avenue—Ramona to Valley (1)	7,407.40	2,561.50	10,000		
8753 Telegraph Road et al (1)	19,137.21				
8754 Temple Ave.—San Jose to Holt (1)				10,224	10,224
8755 Temple Street—and Josephine Court (4)				2,000	2,000
8757 Triunfo Creek Road (5)	1,944.23				
8758 The Strand—40th Street S'ly (4)				1,000	1,000
8759 Telegraph Road—Norwalk Blvd. to Mills Ave. (1)				56,000	56,000
8760 Telegraph Road W/O Washington Blvd. (3)				2,500	2,500
8762 Vail Ave.—Sycamore St. to Montebello City Limits (3)		7,600.45	8,000		
8765 Valley Blvd.—Baja St. to Lemon Ave. (1)	15,719.90	1,598.23	1,700	30,500	30,500
8766 Valley Boulevard (1)	6,714.48				
8767 Valley Blvd.—Hudson Ave. to Baja Avenue (1)	104.011.05	8,425.67	40,000	430,000	430,000
8768 Valley Blvd.—Roselawn Avenue to Bellevue (1)			14,000		
8772 Valley Street—Newhall—Lyons to Maple (5)			9,000		
8774 Valley View Avenue—Stage to Imperial (1)			20,000		
8775 Vallombrosa Drive Drain—Vallombrosa to Huntington (5)		6,650.04	7,200		
8778 Vermont Ave.—Lomita Blvd to Ocean Avenue (4)	7,207.73				
8779 Vermont Ave.—Sepulveda Blvd. to Lomita (4)		9,725.00	9,000		
8780 Victoria Avenue—48th Street South of Floresta (2)			11,000		
8781 Victoria St.—Broadway to Figueroa (4)	1,795.33				
8783 Vineland Avenue—Torch Street —Valley Blvd. (1)			10,000		
8784 Vesta Avenue et al (4)				5,000	5,000
8785 Washington Blvd.—Slauson Avenue to Putnan Drive (1)	19,073.43	734.68	6,000		
8786 Walnut Ave.—Bonita Ave. to 600′ South (1)			1,500	4,500	4,500
8787 Washburn Cross Rd.—Woodruff to Bellflower (1)			3,300		
8788 Vista St.—Fountain Ave. to Santa Monica Blvd. (3)			11,000		
8789 Walnut Way—Lambert Intersection Westerly (1)				3,000	3,000
8790 Washington Blvd.—Sorenson Avenue (1)	1,134.09			8,000	8,000
8791 Washington Blvd. and Eastern Avenue (3)				5,000	5,000
8792 Washington Blvd.—San Gabriel River Bridge Approach (1)	18,630.48				

ROAD DEPARTMENT—Continued

Classification	EXPENDITURES				
	Actual Prior Year 1953-54	Actual Current Year To 12-1-54	Estimated Current Year 1954-55	Requested Fiscal Year 1955-56	Allowed Fiscal Year 1955-56
MOTOR VEHICLE FUND—Continued					
Capital Outlay—Continued					
Structural and Non-Structural Improvements—Continued					
County Highway Construction—Continued					
8793 Washington Blvd.—Sorenson Ave. to Slauson Avenue (1)	3,066.21		6,850	11,000	11,000
8794 Wellman Street et al.—Wellman to Greenwood (3)	5,053.25	9,447.83	11,000		
8796 Westminster Extension—Route 101 to Orange County (1)				5,000	5,000
8797 Warehouse 1—Gutters (1)				30,000	30,000
8798 White Sand Place and Wildlife Road (4)				350	350
8799 Wildlife Rd.—Fernhill Dr. to White Sand Place (4)				1,400	1,400
8801 Wilcox Ave.—Clara St. No. of Patata Street (1)				9,700	9,700
8802 Wilmington Ave.—Cressey St. to 136th Street (4)	9,154.59	35,001.83	47,000		
8804 Woods Avenue et al.—Whittier Blvd. to 4th Street (3)	3,108.80	7,081.03	8,500		
8806 Woodruff Ave.-Rosecrans Ave. to Artesia Blvd. (1)				100,000	100,000
8807 Woodbury Rd.—Raymond Ave. to Summit Avenue (5)	6,890.12				
8808 Woodruff Ave.—Conant to Carson (1)			22,750		
8809 Woodruff Ave.—Washburn Crossing Road to S.P.R.R. (1)	10,303.46				
8810 Woodruff Avenue—Rosecrans to Center (1)		3,473.52	4,000		
8811 4th St.—California Ave. to Ocean View Avenue (1)		4,364.26	5,000		
8814 4th Street—Walnut Avenue West of Iglesia (1)			3,500		
8817 6th St.—Catalina St. to Cottage Place (1)	27,158.59	4.00	4		
8818 60th Street West—Avenue M to Avenue N (5)			7,800		
8819 8th St., Newhall—Newhall Ave. to Westerly 1600′ (5)	2,377.73				
8840 90th Street E. et al—Avenue E to Avenue H & Avenue E, 90th to 120th (5)			50,000		
8841 90th St. East—Ave. H to Ave. J (5)	8,878.83		7,600		
8842 90th St. East—Ave. J to Ave. Q (5)	15,591.54				
8843 90th St. East—Ave. Q to Ave. T (5)	11,491.94		7,000		
8844 88th St.—Budlong Ave. to Vermont (2)	20,207.27		3,000		
8847 102nd Street et al—102nd Street to Normandie Avenue (2)	32,024.26		3,000		
8848 102nd Street (2)	5,372.27				
8856 117th Street, et al (2)		3,280.93	5,000		
8861 122nd Street et al—Athens Way to 122nd Street (2)		979.19	1,000		
8862 123rd Street, et al (4)	37,859.54	2,406.06	3,000		
8865 131st Street Drain Ditch West of Clovis (2)		3,443.24	4,000		
8875 154th St.—Prairie Ave. to Freeman Avenue (4)	4,011.13				
8877 161st Street et al—Norwalk to Elaine (1)				15,000	15,000

ROAD DEPARTMENT—Continued

Classification	Actual Prior Year 1953-54	Actual Current Year To 12-1-54	Estimated Current Year 1954-55	Requested Fiscal Year 1955-56	Allowed Fiscal Year 1955-56
		EXPENDITURES			
MOTOR VEHICLE FUND—Continued					
Capital Outlay—Continued					
Structural and Non-Structural Improvements—Continued					
County Highway Construction—Continued					
8878 164th Street—Figueroa Street to Alley (2)				1,500	1,500
8884 195th St.—Pioneer to Norwalk Ave. (1)	7,007.00				
8887 207th St.—East, 2 to 4 miles North Avenue Y (5)	14,924.80				
8889 207th St. East—Ave. Y Southerly (5)	4,209.00				
8891 223rd St.—Avalon Blvd. to Anchor St. (4)			7,300		
8892 223rd Street—Wilmington Avenue to Main Street (4)		13,305.19	14,500		
8893 248th Street—Woodward Ave. to Alley west of Narbonne Ave. (4)				4,000	4,000
8903 Dist. 102—103 Gutters (1)		13,978.84	21,000	9,000	9,000
8904 Dist. 104 Gutters (1)		4,108.29	5,000		
8905 Dist. 105 Gutters (1)		17.68	5,000		
8906 Dist. 106 Gutters (1)			3,000		
8907 Dist. 108 Gutters (1)			2,000		
8908 Dist. 108 Culvert Extensions (1)			1,000		
8909 Arrow Highway (1)			4,000		
8910 Dist. 109 Culvert Extensions (1)			1,000		
8911 Dist. 110 Gutters (1)			4,000		
8912 Dist. 112 Gutters (1)			2,000		
8913 Dist. 112 Culvert Extensions (1)			2,000		
8914 Dist. 114 Gutters (1)		1,786.99	13,000	3,000	3,000
8916 Dist. 116 Gutters (1)			10,000	8,000	8,000
8917 Dist. 117 Gutters (1)			8,000	3,000	3,000
8920 Dist. 202 Gutters (2)			5,000	3,000	3,000
8921 Dist. 203 Gutters (2)		3,088.32	8,000	5,000	5,000
8922 Dist. 300 Gutters (3)			23,000	5,000	5,000
8923 Dist. 301 Gutters (3)			9,000	1,000	1,000
8924 Dist. 302 Gutters (3)			3,000	2,000	2,000
8925 Dist. 407 Gutters (4)		412.35	5,000		
8926 Dist. 410 Gutters (4)			3,000	3,000	3,000
8927 Dist. 501-502-509 Gutters (5)		1,981.69	19,000	17,000	17,000
8928 District 408 Gutters (4)				5,000	5,000
8935 Elizabeth Lake—Pine Cyn. Rd. (5)	10.46				
8988 Valley Blvd. (1)	15,214.59				
Total County Highway Construction	$ 3,239,202.01	$1,036,042.51	$ 4,002,821	$5,451,937	$ 5,451,937
Total Structural and Non-Structural Improvements	$ 8,170,777.57	$2,574,326.12	$11,841,208	$17,915,491	$17,915,491
Total Capital Outlay	$ 9,282,119.80	$2,586,769.60	$12,420,487	$18,926,673	$18,926,673
TOTAL MOTOR VEHICLE FUND	$19,040,177.56	$7,283,139.93	$24,110,576	$31,749,206	$31,749,206
GENERAL ROAD FUND					
Maintenance and Operation					
9969 Road Maintenance	$ 16,000.00	$ 19,000.00	$ 19,000	$ 56,411	$ 56,411
SPECIAL ROAD FUND					
Maintenance and Operation					
9909 Road Maintenance	$1,509,242.00	$ 305,950.00	$1,569,242	$2,046,478	$2,046,478
Capital Outlay					
9908 Equipment		7,857.12	659,468		
TOTAL SPECIAL ROAD FUND	$1,509,242.00	$ 313,807.12	$2,228,710	$2,046,478	$2,046,478

ROAD DEPARTMENT—Continued

Classification	EXPENDITURES Actual Prior Year 1953-54	Actual Current Year To 12-1-54	Estimated Current Year 1954-55	Requested Fiscal Year 1955-56	Allowed Fiscal Year 1955-56
SUPERVISORIAL ROAD DISTRICT NO. 1 FUND					
Maintenance and Operation					
9911 Road Maintenance (1)	$ 148,172.00	$ 143,153.00	$ 143,153	$ 159,916	$ 159,916
9913 Parkway Maintenance (1)	31,856.09	65.72	53,985	28,473	28,473
9914 Tree Trimming (1)	74,085.00		72,970	56,947	56,947
9915 Eliminate Road Hazards (1)			67,550	88,447	88,447
TOTAL SUPERVISORIAL ROAD DISTRICT NO. 1 FUND	**$ 254,113.09**	**$ 143,218.72**	**$ 337,658**	**$ 333,783**	**$ 333,783**
SUPERVISORIAL ROAD DISTRICT NO. 2 FUND					
Maintenance and Operation					
9921 Road Maintenance (2)	$ 12,931.00	$ 39,910.00	$ 39,910	$ 34,123	$ 34,123
9923 Parkway Maintenance (2)	1,100.42	330.55	11,907	7,700	7,700
9924 Tree Trimming (2)	6,466.00		19,814	15,400	15,400
TOTAL SUPERVISORIAL ROAD DISTRICT NO. 2 FUND	**$ 20,497.42**	**$ 40,240.55**	**$ 71,631**	**$ 57,223**	**$ 57,223**
SUPERVISORIAL ROAD DISTRICT NO. 3 FUND					
Maintenance and Operation					
9931 Road Maintenance (3)	$ 7,920.00	$ 29,896.00	$ 29,896	$ 52,798	$ 52,798
9933 Parkway Maintenance (3)	1,285.40	377.88	8,311	12,650	12,650
9934 Tree Trimming (3)	3,960.00		14,622	25,300	25,300
TOTAL SUPERVISORIAL ROAD DISTRICT NO. 3 FUND	**$ 13,165.40**	**$ 30,273.88**	**$ 52,829**	**$ 90,748**	**$ 90,748**
SUPERVISORIAL ROAD DISTRICT NO. 4 FUND					
Maintenance and Operation					
9941 Road Maintenance (4)	$ 48,324.00	$ 25,250.00	$ 25,250	$ 50,799	$ 50,799
9942 Wilshire & San Vicente Lighting District (4)	3,730.70	514.21	10,596	16,921	16,921
9943 Parkway Maintenance (4)	7,857.29	2,379.00	12,172	10,900	10,900
9944 Tree Trimming (4)	26,720.00		17,664	21,800	21,800
TOTAL SUPERVISORIAL ROAD DISTRICT NO. 4 FUND	**$ 86,631.99**	**$ 28,143.21**	**$ 65,682**	**$ 100,420**	**$ 100,420**
SUPERVISORIAL ROAD DISTRICT NO. 5 FUND					
Maintenance and Operation					
9951 Road Maintenance (5)	$ 38,394.00	$ 45,841.00	$ 45,841	$ 52,192	$ 52,192
9953 Parkway Maintenance (5)	4,580.08	7.34	17,144	20,388	20,388
9954 Tree Trimming (5)	19,197.00		21,688	23,376	23,376
TOTAL SUPERVISORIAL ROAD DISTRICT NO. 5 FUND	**$ 62,171.08**	**$ 45,848.34**	**$ 84,673**	**$ 95,956**	**$ 95,956**
TOTAL ROAD DEPARTMENT	**$ 21,001,998.54**	**$7,903,671.75**	**$26,970,759**	**$34,530,225**	**$34,530,225**

ROAD DEPARTMENT—Continued

SUMMARIZATION

Classification	Actual Prior Year 1953-54	Actual Current Year To 12-1-54	Estimated Current Year 1954-55	Requested Fiscal Year 1955-56	Allowed Fiscal Year 1955-56
			EXPENDITURES		
BY CLASSIFICATION					
Maintenance and Operation	$11,719,878.74	$5,309,045.03	$13,890,804	$15,603,552	$15,603,552
Capital Outlay	9,282,119.80	2,594,626.72	13,079,955	18,926,673	18,926,673
GRAND TOTAL	$21,001,998.54	$7,903,671.75	$26,970,759	$34,530,225	$34,530,225
BY FUNDS					
Motor Vehicle	$19,040,177.56	$7,283,139.93	$24,110,576	$31,749,206	$31,749,206
General Road	16,000.00	19,000.00	19,000	56,411	56,411
Special Road	1,509,242.00	313,807.12	2,228,710	2,046,478	2,046,478
Supervisorial Road District No. 1	254,113.09	143,218.72	337,658	333,783	333,783
Supervisorial Road District No. 2	20,497.42	40,240.55	71,631	57,223	57,223
Supervisorial Road District No. 3	13,165.40	30,273.88	52,829	90,748	90,748
Supervisorial Road District No. 4	86,631.99	28,143.21	65,682	100,420	100,420
Supervisorial Road District No. 5	62,171.08	45,848.34	84,673	95,956	95,956
GRAND TOTAL	$21,001,998.54	$7,903,671.75	$26,970,759	$34,530,225	$34,530,225

Charities, Hospitals and Corrections

Total Appropriations **$206,669,097**

Department of Charities--Summary

A summarization of the financial requirements for providing hospitalization and rest home care to the indigent sick and those with contagious diseases, providing clinic care to indigents, and administering the various public assistance programs.

By General Classification	Requested	Allowed
Salaries and Wages	$ 42,504,070	$ 40,893,192
Maintenance and Operation	151,205,466	150,251,965
Capital Outlay	755,619	637,280
TOTAL	**$194,465,155**	**$191,782,437**
By Divisions		
Administration	**$ 229,421**	**$ 219,797**
Service Bureaus:		
Adoptions	$ 479,054	$ 470,690
Medical Social Service	1,350,608	1,284,144
Physically Handicapped Children	1,033,841	1,032,601
Resources and Collections	785,639	732,520
Sub-Total	**$ 3,649,142**	**$ 3,519,955**
Bureau of Hospitals:		
General Hospital	$ 21,399,914	$ 20,690,699
Rancho Los Amigos	6,546,715	6,372,562
Olive View Sanatorium	4,001,142	3,827,906
Harbor General Hospital	4,374,037	4,289,644
Long Beach General Hospital	1,569,361	1,502,144
Acton Camp	202,728	182,832
Warm Springs Camp	119,191	115,048
Sub-Total	**$ 38,213,088**	**$ 36,980,835**
Medical Research Funds	**$ 577,000**	**$ 552,000**
Bureau of Public Assistance:		
Public Assistance	$ 11,373,133	$ 10,808,471
Indigent Aid	9,120,220	8,977,871
Aid to Needy Children	28,821,193	28,821,193
Aid to Needy Blind	5,445,429	5,445,429
Aid to Partially Self-Supporting Blind	180,432	180,432
Old Age Assistance	96,856,097	96,276,454
Sub-Total	**$151,796,504**	**$ 150,509,850**
GRAND TOTAL	**$194,465,155**	**$191,782,437**

Charities—Administration

The budget includes the office of Superintendent of Charities, Cemetery and the Personnel Division.

APPROPRIATIONS $219,797

Classification	EXPENDITURES Actual Prior Year 1953-54	Actual Current Year To 12-1-54	Estimated Current Year 1954-55	Requested Fiscal Year 1955-56	Allowed Fiscal Year 1955-56
SALARIES AND WAGES	$ 191,015.64	$ 65,278.68	$ 194,400	$ 216,824	$ 215,624
Less Salary Savings				6,324	12,051
SALARIES AND WAGES—NET	$ 191,015.64	$ 65,278.68	$ 194,400	$ 210,500	$ 203,573
MAINTENANCE AND OPERATION					
Mechanical Service					
Auto Service	$ 2,199.22	$ 463.88	$ 2,200	$ 2,185	$ 2,185
Repairs — Operating Equipment	97.41				
Stores Service					
Agricultural, Botanical & Animal Supplies			25	25	
Fuel Supplies	1,403.80	354.59	1,200	1,200	1,200
Furnishings and Household Supplies	5.83				
Medical, Surgical and Laboratory Supplies	3.81				
Office Services	2,264.10	1,045.40	2,410	5,141	3,069
Office Supplies	92.65	19.30	45	45	45
Other Operating & Maint. Supplies, N. O. C.	17.79	3.86	25	25	25
Small Tools and Implements	30.33	.27	35	35	35
All Other					
Auto Mileage	298.44	64.88	250	250	250
Communication	.47				
Insurance—Auto Mileage	80.00	20.00	60	60	60
Office Services	13.96		550	550	550
Postage	413.92	145.31	800	800	600
Repairs—Operating Equipment	55.97				
Stationery and Forms	2,207.53	822.43	2,300	2,000	2,000
Traveling Expense	1,237.86	761.50	2,000	2,000	1,600
TOTAL MAINTENANCE AND OPERATION	$ 10,423.09	$ 3,701.42	$ 11,900	$ 14,316	$ 11,619
CAPITAL OUTLAY					
Equipment	$ 609.56	$	$ 626	$ 4,605	$ 4,605
Books $ 50					
1 Chair 150					
1 Flexowriter 3,025					
1 Stand 109					
1 Tape Punch, Motorized 611					
1 Tape Winder, Motorized 660					
TOTAL CHARITIES—ADMINISTRATION	$ 202,048.29	$ 68,980.10	$ 206,926	$ 229,421	$ 219,797

Charities—Adoptions

This appropriation covers both the relinquishment and independent phases of the Adoptions program administered by the County. Expenditures are 100% reimbursible by the State of California.

APPROPRIATIONS $470,690

Classification	EXPENDITURES Actual Prior Year 1953-54	Actual Current Year To 12-1-54	Estimated Current Year 1954-55	Requested Fiscal Year 1955-56	Allowed Fiscal Year 1955-56
SALARIES AND WAGES	$ 367,083.32	$ 134,469.18	$ 408,700	$ 484,806	$ 480,546
Less Salary Savings				51,264	55,188
SALARIES AND WAGES—NET	$ 367,083.32	$ 134,469.18	$ 408,700	$ 433,542	$ 425,358
MAINTENANCE AND OPERATION					
Mechanical Service					
Auto Service	$ 226.45	$ 58.90	$ 500	$ 500	$ 500
Repairs and Minor Changes		144.50	300	300	300
Repairs — Operating Equipment	909.93	4.32	20	25	25
Stores Service					
Advertising Services	105.20		100	245	245
Furnishings and Household Supplies	92.53	25.89	100	120	120
Medical, Surgical and Laboratory Supplies	22.72	3.96	10	10	10
Office Services	23.70	15.80	100	100	100
Office Supplies	2,745.85	657.71	2,500	2,500	2,500
Other Operating and Maintenance Supplies, N. O. C.	13.10	103.97	104	20	20
Postage	1,969.25	520.98	2,500	2,500	2,500
Printing & Other Reproductive Supplies	252.73	117.73	300	300	300
Stationery and Forms	864.24	263.57	750	750	750
All Other					
Auto Mileage	12,791.64	4,270.35	13,000	14,000	14,000
Board and Care	101,798.76	23,865.46	88,231	105,900	105,900
Communication	241.19	94.03	300	300	300
Furnishings and Household Supplies	468.14	58.80	59	600	600
Insurance—Auto Mileage	2,380.00	890.00	2,800	3,000	2,880
Laundry, Cleaning and Waste Removal Services		4.12	5	25	25
Office Services	5,724.45	150.31	151	100	100
Office Supplies	1.49				
Postage	3.58	1.14	2		
Professional & Expert Services	11,383.17	2,577.70	7,800	8,700	8,700
Public Office and Court Service	208.02	24.37	500	500	500
Repairs and Minor Changes—Buildings and Structures	19.51				
Repairs—Operating Equipment	33.71	158.38	200	150	150
Special Services	45.27				
Stationery and Forms	1,825.33	146.25	1,800	2,200	2,200
Subsistence and Care of Persons	1.00				
Transportation—Local	49.68	20.68	60	60	60
Transportation Services	109.41	36.93	100	100	100
Traveling Expense	640.45	22.40	400	300	300
Wearing Apparel	2,377.19	16.80	2,000	2,800	2,800
TOTAL MAINTENANCE AND OPERATION	$ 147,327.69	$ 34,255.05	$ 124,692	$ 146,105	$ 145,985
Less Service Charges	108,401.34	17,853.15	88,231	105,900	105,900
TOTAL MAINTENANCE AND OPERATION—NET	$ 38,926.35	$ 16,401.90	$ 36,461	$ 40,205	$ 40,085

CHARITIES — ADOPTIONS—Continued

Classification		EXPENDITURES				
		Actual Prior Year 1953-54	Actual Current Year To 12-1-54	Estimated Current Year 1954-55	Requested Fiscal Year 1955-56	Allowed Fiscal Year 1955-56
CAPITAL OUTLAY						
Equipment		$ 2,022.44	$ 1,335.67	$ 4,616	$ 5,307	$ 5,247
1 Bookcase-Base	$ 9					
2 Bookcase-Sections	40					
1 Bookcase—Top	9					
Books	100					
25 Chairs	685					
1 Clock, Electric	9					
18 Desks	1,480					
7 Filing Cabinets	650					
15 Tables	695					
6 Typewriters	1,570					
TOTAL CHARITIES—ADOPTIONS		$ 408,032.11	$ 152,206.75	$ 449,777	$ 479,054	$ 470,690

Charities—Medical Social Service

The Bureau of Medical Social Service investigates applicants' eligibility for medical care or placement in County Hospitals, and provides medical case work services to all patients receiving care under the Department of Charities' medical care programs.

APPROPRIATIONS $1,284,144

Classification	EXPENDITURES Actual Prior Year 1953-54	Actual Current Year To 12-1-54	Estimated Current Year 1954-55	Requested Fiscal Year 1955-56	Allowed Fiscal Year 1955-56
SALARIES AND WAGES	**$1,173,252.16**	**$ 400,813.30**	**$1,186,100**	**$1,414,464**	**$1,400,220**
Deductions					
Salary Savings	$	$	$	$ 115,407	$ 165,594
Service Charges				8,520	8,520
Total Deductions	**$**	**$**	**$**	**$ 123,927**	**$ 174,114**
SALARIES AND WAGES—NET	**$1,173,252.16**	**$ 400,813.30**	**$1,186,100**	**$1,290,537**	**$1,226,106**
MAINTENANCE AND OPERATION					
Stores Service					
Furnishings and Household Supplies	$	$ 1.70	$ 2	$	$
Office Services	16.50		18	104	104
Office Supplies			21	25	25
All Other					
Auto Mileage	4,587.36	1,434.49	4,400	4,400	4,400
Cash Aid	839.30				
Communication	237.09	66.59	225	225	225
Furnishings and Household Supplies	119.47	3.48	4		
Insurance—Auto Mileage	1,185.00	385.00	1,145	1,140	1,140
Medical, Surgical & Laboratory Supplies	49.90	18.11	19		
Postage	2,329.27	828.74	2,500	2,500	2,200
Professional and Expert Services	25,337.42	5,054.36	28,000	28,000	28,000
Public Office and Court Service	230.64				
Repairs and Minor Changes	13.50				
Repairs—Operating Equipment	2.38				
Stationery and Forms	12,824.84	4,352.24	13,000	13,000	13,000
Transportation—Legal Residence	6,574.55	890.24	5,500	6,000	5,500
Transportation—Local	485.37	57.43	450	450	450
Traveling Expense	69.60	124.44	125		
TOTAL MAINTENANCE AND OPERATION	**$ 54,902.19**	**$ 13,216.82**	**$ 55,409**	**$ 55,844**	**$ 55,044**

CHARITIES—MEDICAL SOCIAL SERVICE—Continued

Classification		EXPENDITURES Actual Prior Year 1953-54	Actual Current Year To 12-1-54	Estimated Current Year 1954-55	Requested Fiscal Year 1955-56	Allowed Fiscal Year 1955-56
CAPITAL OUTLAY						
Equipment		$ 5,151.09	$ 23.97	$ 5,300	$ 4,227	$ 2,994
Books	$ 121					
2 Beds	196					
1 Cabinet	60					
29 Chairs	740					
1 Clock, Electric	9					
3 Desks	195					
7 Fans, Electric	247					
8 Filing Cabinets	896					
2 Heaters, Electric	40					
1 Lamp	15					
7 Stands, Bedside	105					
1 Table	60					
1 Time Stamp	250					
2 Water Coolers	60					
TOTAL CHARITIES—MEDICAL SOCIAL SERVICE		$1,233,305.44	$ 414,054.09	$1,246,809	$1,350,608	$1,284,144

Charities—Physically Handicapped Children

Provides general medical care, rheumatic fever treatment, and diagnostic services to physically handicapped persons under the age of twenty-one years pursuant to the provisions of the Health and Safety Code of the State of California. Expenditures for rheumatic fever and diagnostic services are 100% reimbursible by the State.

APPROPRIATIONS $1,032,601

Classification	EXPENDITURES Actual Prior Year 1953-54	Actual Current Year To 12-1-54	Estimated Current Year 1954-55	Requested Fiscal Year 1955-56	Allowed Fiscal Year 1955-56
SALARIES AND WAGES	$ 40,371.26	$ 13,818.37	$ 45,900	$ 51,334	$ 51,334
Less Salary Savings				1,238	2,328
SALARIES AND WAGES—NET	$ 40,371.26	$ 13,818.37	$ 45,900	$ 50,096	$ 49,006
MAINTENANCE AND OPERATION					
Stores Service					
Office Services	$ 16.25	$	$ 16	$ 25	$ 25
All Other					
Auto Mileage	204.72	25.12	150	250	200
Communication	.49				
Furnishings and Household Supplies		1.51	2		
Insurance—Auto Mileage	105.00	25.00	120	120	120
Medical, Surgical and Laboratory Supplies	14.42				
Office Supplies				100	100
Postage	224.04	73.79	300	300	300
Professional & Expert Services	834,960.24	156,074.99	934,000	981,600	981,600
Stationery and Forms	609.96	203.90	1,000	900	800
Traveling Expense	203.85		200	200	200
TOTAL MAINTENANCE AND OPERATION	$ 836,338.97	$ 156,404.31	$ 935,788	$ 983,495	$ 983,345
CAPITAL OUTLAY					
Equipment	$ 533.49	$ 217.92	$ 1,911	$ 250	$ 250
Books $ 50					
2 Files 200					
TOTAL CHARITIES—PHYSICALLY HANDICAPPED CHILDREN	$ 877,243.72	$ 170,440.60	$ 983,599	$1,033,841	$1,032,601

Charities—Resources & Collections

The function of the Bureau of Resources and Collections is to recover funds expended as indigent, categorical or medical aid from recipients who acquire ability to pay.

APPROPRIATIONS $732,520

Classification	Actual Prior Year 1953-54	Actual Current Year To 12-1-54	Estimated Current Year 1954-55	Requested Fiscal Year 1955-56	Allowed Fiscal Year 1955-56
			EXPENDITURES		
SALARIES AND WAGES	$ 650,679.62	$ 223,799.66	$ 655,000	$ 775,620	$ 762,852
Less Salary Savings				52,000	83,651
SALARIES AND WAGES—NET	$ 650,679.62	$ 223,799.66	$ 655,000	$ 723,620	$ 679,201
MAINTENANCE AND OPERATION					
Mechanical Service					
Repairs — Operating Equipment	$ 34.20	$	$ 100	$ 100	$ 100
Stores Service					
Office Services	24.00	2.00	108	108	108
All Other					
Auto Mileage	5,035.12	1,366.04	4,700	4,700	4,700
Furnishings and Household Supplies	99.45	13.94	14		
Insurance—Auto Mileage	405.00	115.00	360	360	360
Insurance—N. O. C.	43.69				
Office Services	10,375.86	2,858.70	2,859		
Postage	15,203.68	4,937.16	15,600	16,000	14,900
Public Office and Court Service	49.95	20.90	11,440	11,500	11,500
Repairs—Operating Equipment	34.54				
Stationery and Forms	10,513.61	4,032.66	13,500	14,000	13,000
Transportation—Local	72.34	30.00	60	120	120
TOTAL MAINTENANCE AND OPERATION	$ 41,891.44	$ 13,376.40	$ 48,741	$ 46,888	$ 44,788
CAPITAL OUTLAY					
Equipment	$ 7,161.34	$ 648.61	$ 13,225	$ 15,131	$ 8,531
1 Adding Machine $ 600					
1 Bookkeeping Machine 4,200					
9 Chairs 315					
3 Desks 260					
2 Fans, Electric 60					
113 Filing Cabinets 2,350					
1 Numbering Machine 36					
8 Stands, Typewriter 360					
2 Typewriters 350					
TOTAL CHARITIES—RESOURCES AND COLLECTIONS	$ 699,732.40	$ 237,824.67	$ 716,966	$ 785,639	$ 732,520

Charities—General Hospital

Provides in and out-patient hospital and clinic services to qualified medical indigents. The hospital comprises one Osteopathic Unit and four medical units, Communicable Diseases, Tuberculosis, Psychopathic and Acute Medical.

APPROPRIATIONS $20,690,699

Classification	EXPENDITURES Actual Prior Year 1953-54	Actual Current Year To 12-1-54	Estimated Current Year 1954-55	Requested Fiscal Year 1955-56	Allowed Fiscal Year 1955-56
SALARIES AND WAGES	$14,206,398.80	$5,003,076.94	$14,685,500	$17,727,664	$17,346,920
Deductions					
Salary Savings	$	$	$	$ 1,688,169	$ 1,848,795
Service Charges				46,725	37,125
Total Deductions	$	$	$	$ 1,734,894	$ 1,885,920
SALARIES AND WAGES—NET	$14,206,398.80	$5,003,076.94	$14,685,500	$15,992,770	$15,461,000
MAINTENANCE AND OPERATION					
Mechanical Service					
Auto Service	$ 45,636.99	$ 21,273.81	$ 52,414	$ 54,666	$ 54,404
Furnishings and Household Supplies	45.36				
Other Operating and Maintenance Supplies, N. O. C.	1,634.26				
Professional and Expert Services	31.92				
Rent—Special Equipment, N. O. C.	146.00				
Repairs and Minor Changes	413.75		225	225	225
Repairs—Operating Equipment	5,466.27	198.97	5,885	5,885	5,885
Small Tools and Implements	65.21				
Stores Service					
Analyzing, Testing and Weighing Services		70.00	220	220	220
Automotive Supplies	15,854.46	8.57	600	600	600
Educational and Recreational Supplies	2,347.80	1,600.67	4,780	4,780	4,780
Educational Services	17.66	6.00	6		
Food and Provisions	903,698.04	361,410.01	886,000	885,720	885,720
Fuel Supplies	15,522.44	14.81	25		
Furnishings and Household Supplies	398,824.01	144,718.98	375,692	400,117	387,774
Laundry and Cleaning Supplies	36,173.44	14,920.31	36,521	36,434	36,434
Laundry, Cleaning and Waste Removal Services	2,844.00	1,185.00	5,112	7,380	7,380
Medical, Surgical and Laboratory Supplies	1,650,080.89	681,292.08	1,804,987	1,843,873	1,780,137
Office Services	48,777.84	3,207.85	14,965	24,020	22,580
Office Supplies	19,905.32	9,912.37	23,784	25,784	18,564
Other Operating and Maintenance Supplies, N. O. C.	138,801.32	48,088.74	129,790	134,750	125,790
Postage	3,163.86	1,396.00	3,360	3,360	3,360
Printing & Other Reproductive Supplies	10,092.56	2,754.41	7,900	8,995	7,900
Professional and Expert Services	31,211.88	8,730.90	29,768	31,905	31,905
Rent—Office Equipment	38,286.20	15,784.66	38,834	41,874	41,874
Rent—Special Equipment, N. O. C.	1,804.39	914.90	1,695	1,695	1,695
Repairs and Minor Changes	2,540.51		100	13,450	11,450
Repairs — Operating Equipment	26,163.80	5,135.93	12,100	13,600	12,100
Small Tools and Implements	4,244.78	2,180.27	4,625	4,475	2,800
Special Services	431.95				
Stationery and Forms	41,068.81	9,164.63	45,100	49,825	49,825
Stores Inventory	Cr. 19,053.85				
Suspense—Accounts Payable	9,373.86				
Transportation—Local	201.60		200	200	200
Wearing Apparel	45,461.09	16,905.33	42,274	61,550	57,702
Central Duplicating Bureau					
Stationery and Forms	16,402.26	6,788.84	16,500	17,000	17,000

CHARITIES—GENERAL HOSPITAL—Continued

Classification	Actual Prior Year 1953-54	Actual Current Year To 12-1-54	Estimated Current Year 1954-55	Requested Fiscal Year 1955-56	Allowed Fiscal Year 1955-56
	EXPENDITURES				
MAINTENANCE AND OPERATION—Continued					
All Other					
Auto Mileage	2,438.44	802.53	2,220	2,220	2,220
Auto Service		9.61	10		
Cemetery and Interment Expense	6,402.50	2,395.00	5,900	12,300	12,300
Communication	119,345.45	57,464.49	142,140	146,650	146,650
Food and Provisions	20,034.73	4,252.51	15,000	25,000	25,000
Furnishings and Household Supplies	776.06				
Inspection and Regulation Service	993.82	401.00	1,000	1,050	1,050
Laundry, Cleaning and Waste Removal Services	133.44	532.99	620	160	160
Medical, Surgical & Laboratory Supplies	1,449.69	772.80	1,950	2,000	2,000
Office Services	507.79	94.93	540	540	540
Office Supplies	1,644.71	877.79	1,500	1,500	1,500
Other Operating and Maintenance Supplies, N. O. C.	14.17				
Postage	7,077.00	3,904.50	7,900	7,900	7,900
Printing and Other Reproductive Supplies	3.48				
Professional and Expert Services	940,623.68	357,291.60	857,500	857,500	857,500
Recreational Services	24,699.92	11,748.53	30,706	38,552	30,706
Rent—Motor Vehicles	69,401.00	35,515.00	84,000	84,000	84,000
Repairs and Minor Changes—Buildings and Structures	31,354.16	11,415.00	27,396	27,396	27,396
Repairs and Minor Changes—Non-Structural Improvements	45,640.96	109.97	235	1,055	1,055
Repairs—Operating Equipment	215.83	24.50	100	100	100
Small Tools and Implements		2,512.50	2,513		
Stationery and Forms	15,722.75	1,028.75	8,500	8,500	8,500
Suspense—Accounts Payable	4,861.45				
Transportation—Local	220.00	100.00	225	225	225
Transportation Services		42.13	100	100	100
Traveling Expense	582.25	163.70	750	750	750
Wearing Apparel		4,740.00	10,920	10,920	10,920
Outside Medical Relief					
Outside Medical Relief—Inventory	Cr. 1,351.76				
Professional and Expert Services	1,322,242.73	243,038.81	997,875	1,079,740	1,058,190
Rent—Motor Vehicles	45,770.09	7,314.27	46,000	47,500	45,770
Suspense—Accounts Payable	Cr. 15,731.64				
TOTAL MAINTENANCE AND OPERATION	$6,142,753.38	$2,104,216.95	$5,789,062	$6,028,041	$5,892,836
Less Service Charges	796,464.74	177,416.06	659,160	867,072	857,272
TOTAL MAINTENANCE AND OPERATION—NET	$5,346,288.64	$1,926,800.89	$5,129,902	$5,160,969	$5,035,564
CAPITAL OUTLAY					
Equipment	$ 166,395.15	$ 1,184.23	$ 189,350	$ 246,175	$ 194,135
2 Adding Machines	$ 850				
2 Air Conditioning Units	660				
3 Anesthesia Gas Machines	3,550				
1 Balance, Analytical	360				
26 Bassinets	1,040				
1 Battery	620				
1 Battery	2,580				
2 Beds, Reversible Orthopedic	650				

CHARITIES—GENERAL HOSPITAL—Continued

Classification		EXPENDITURES Actual Prior Year 1953-54	Actual Current Year To 12-1-54	Estimated Current Year 1954-55	Requested Fiscal Year 1955-56	Allowed Fiscal Year 1955-56
CAPITAL OUTLAY—Continued						
Equipment—Continued						
1 Blackboard, Portable	45					
2 Blendors	570					
2 Blocks, Heating, Aluminum	100					
2 Blocks, Meat	230					
1 Bookcase, Sectional	130					
2 Bookcases, Wood	190					
4 Book Stacks	300					
Books	2,000					
1 Bottle Filler & Capper	1,975					
4 Buckey Diaphragms, X-Ray	2,600					
1 Cabinet, Instrument and Supply	400					
5 Cabinets, Storage, Steel	395					
3 Cabinets, Storage, Wood	1,175					
1 Camera	105					
1 Cart, Dressing	160					
9 Carts, Food Container	2,780					
3 Carts, Treatment	255					
25 Carts, Utility	1,365					
1 Centrifuge, Serologic	75					
2 Centrifuges	1,295					
2 Centrifuges, Clinical	250					
163 Chairs	5,190					
4 Clocks	115					
1 Compressor, Air	240					
1 Condensor, Tubular	1,700					
1 Convertor	3,100					
9 Conveyors, Laundry Bag	135					
1 Costumer	20					
1 Counter, Work	150					
2 Cutters, Cast, Electric	180					
1 Cutter, Corner, X-Ray Film	75					
1 Cystoscope, Catheterizing	275					
1 Defibrillator, Clinical	655					
1 Delineascope	350					
3 Deodorizers, Ozone	150					
1 Dermatone	275					
20 Desks	3,360					
2 Dictating Machines, Dictator	900					
2 Dictating Machines, Transcriber	750					
2 Dictating-Transcribing Combination Units	840					
2 Digitraps	40					
3 Dispensers, Butter	620					
3 Dispensers, Milk	680					
20 Dollies	950					
4 Dollies, Lever	70					
1 Drill Press	330					
8 Drums, Sterilizer	400					
2 Dryers, X-Ray Film	2,850					
1 Duplicator	1,075					
1 Electrocardiograph, Portable	850					
2 Electrosurgical Units	1,675					
1 Engine, Bone	505					
1 Exerciser, Hand & Finger	30					
2 Extinguishers, Fire	150					
1 Extractor, Hydraulic	7,750					
Eye pieces, Microscope, Pair	30					
16 Fans	655					
2 Fans, Exhaust	100					
38 Filing Cabinets	3,590					
1 Filter, Bacterial Retentive	305					
8 Fountains, Drinking, Electric	1,400					
1 Furnace, Muffle	150					
1 Grinder, Hand, Portable	60					
1 Hack Saw, Power	285					

CHARITIES—GENERAL HOSPITAL—Continued

Classification	EXPENDITURES				
	Actual Prior Year 1953-54	Actual Current Year To 12-1-54	Estimated Current Year 1954-55	Requested Fiscal Year 1955-56	Allowed Fiscal Year 1955-56
CAPITAL OUTLAY—Continued					
Equipment—Continued					
1 Heater, Electric	15				
1 Homoglobinometer	25				
5 Hoists, Patient, Portable	1,000				
3 Holders, Bag & Net	175				
1 Hyfrecator	60				
5 Illuminators, 4-film, w/Stand	1,325				
1 Illuminator, Microscope	55				
5 Incubators, Infant	1,805				
1 Jack, Hydraulic	50				
9 Kettles, Steam Jacketed, Aluminum	4,505				
1 Lamp, Cataract	80				
2 Lamps, Desk	50				
7 Lamps, Examining	315				
1 Lamp, Ultra-Violet, Sterile & Hood	75				
1 Lamp, Strobe, Sun	25				
2 Lights, Operating, Dental	365				
1 Line Painter	380				
4 Liqui-Jector Units	475				
1 Locator, Magnetic	725				
1 Locker, Tool	45				
22 Lockers, Clothes, Steel	410				
1 Mannequin & Doll, Obstetrical	330				
1 Marking Machine, Price	85				
1 Mat, Gymnasium	125				
4 Menu Boards	150				
1 Meter, PH	210				
10 Meters, Conductivity Testing	820				
13 Microscopes, Binocular	7,185				
1 Microscope, Monocular	350				
1 Miller, Universal	900				
1 Oven, Drying	380				
1 Oximeter	1,825				
1 Paging & Communication System	2,500				
3 Paging Systems	285				
1 Paraffin Bath	100				
1 Parallel Bar, Set	240				
1 Pelvis, Female Adult, Skeletal	30				
1 Photometer, Flame	900				
1 Platform, Striking Bag	30				
1 Play Pen, Baby	25				
1 Pneumothorax Machine	75				
1 Positive Pressure Machine, Flow Sensitive	1,400				
2 Project-O-Charts	400				
1 Prosthetic Appliance Fabricating Equipment	950				
1 Pump, Circulating Hot Water	375				
1 Pump, Sump	150				
4 Racks, Bedpan	160				
35 Racks, Time Card	525				
3 Racks, Wintrobe Tube	85				
6 Ranges, Gas	600				
2 Record Players	200				
15 Refrigeration Units	1,300				
1 Refrigerator, Blood Bank	875				
5 Refrigerators	1,175				
1 Rotor, Displacer	75				
1 Saw, Band	110				
1 Scale, Diagnostic	60				
1 Scale, Floor Level	1,050				
1 Scale, Platform	75				
5 Scales, Infant	350				
1 Separator, Steam	115				

CHARITIES—GENERAL HOSPITAL—Continued

Classification		Actual Prior Year 1953-54	Actual Current Year To 12-1-54	EXPENDITURES Estimated Current Year 1954-55	Requested Fiscal Year 1955-56	Allowed Fiscal Year 1955-56
CAPITAL OUTLAY—Continued						
Equipment—Continued						
1 Seriograph Unit, X-Ray	3,600					
1 Serological Bath	300					
3 Settees	555					
2 Sewing Machines	480					
2 Shakers, Pipette	145					
1 Shaker, Thermometer	60					
1 Shaper	800					
22 Shelving Units, Steel	1,240					
1 Sink Unit	570					
1 Skull, Disarticulated	110					
4 Smokers	60					
2 Spotlights, Surgical, Explosion-proof	900					
8 Spray Units, Dental	930					
3 Stamps, Time, Electric	635					
3 Stands, Bassinet, Single	90					
6 Stands, Mayo, Instrument	510					
4 Stands, Milk Dispenser	700					
2 Stands, Typewriter	60					
1 Stapler, Electric	130					
1 Sterilizer, Dental Instrument	450					
1 Sterilizer, Instrument, Electric	200					
9 Sterilizers, Utensil, Non-pressure	4,005					
1 Stimulator	450					
22 Stools	780					
14 Stretchers	1,890					
3 Suction Machines, Continuous	225					
6 Suction Machines, Explosion-proof	1,650					
1 Table, Examination	125					
1 Table, Laundry	310					
1 Table, Overbed	85					
1 Table, Stretch	150					
1 Table, Surgical Operating	2,275					
6 Tables	440					
2 Tables, Anesthetists	150					
12 Tables, Instrument & Dressing	1,020					
2 Tables, Ping Pong	100					
2 Tables, Urological X-Ray	3,485					
1 Tank Developing, X-Ray Film	2,500					
1 Tank, Whirlpool	750					
1 Telescope, Retrospective Examining	160					
1 Tele-Thermometer	80					
1 Tent, Oxygen	675					
4 Time Recorders	935					
5 Timers, Darkroom, Electric	125					
1 Truck, Box	250					
3 Trucks, Book	165					
2 Trucks, Tram, Drug	800					
3 Trucks, Tray	1,005					
2 Tube Assemblies, X-Ray	2,630					
4 Tumblers	6,500					
43 Typewriters	8,945					
2 Vacuum Cleaners	475					
5 Walkers, Invalid	440					
1 Washer, Bottle	8,500					
6 Washer-Sterilizer, Bedpan	2,600					
3 Water Baths, Laboratory	435					
1 Welder, Spot, Electric	600					
2 Wheeldex Files	50					
1 Wiring Unit	100					
1 X-Ray Unit	17,500					
TOTAL CHARITIES—GENERAL HOSPITAL		**$19,719,082.59**	**$6,931,062.06**	**$20,004,752**	**$21,399,914**	**$20,690,699**

Charities—Rancho Los Amigos

Rancho Los Amigos is a hospital for chronic and convalescent patients of all ages, transferred from other facilities of the Department, for post acute care. This includes extended treatment of severely paralyzed post-poliomyelitis, medical and orthopedic cases, as well as those with mental disease. The appropriation covers emergency surgical service for traffic and police cases. It provides also for supplementing the income of needy sick as necessary to procure care in private sanatoria.

APPROPRIATIONS $6,372,562

Classification	EXPENDITURES Actual Prior Year 1953-54	Actual Current Year To 12-1-54	Estimated Current Year 1954-55	Requested Fiscal Year 1955-56	Allowed Fiscal Year 1955-56
SALARIES AND WAGES	$4,259,408.76	$1,557,964.82	$4,813,500	$5,592,774	$5,530,565
Salary Savings				447,596	543.730
SALARIES AND WAGES—NET	$4,259,408.76	$1,557,964.82	$4,813,500	$5,145,178	$4,986,835
MAINTENANCE AND OPERATION					
Mechanical Service					
Other Operating and Maintenance Supplies, N. O. C.	$ 13,180.42	$ 10,388.56	$ 22,000	$	$
Repairs and Minor Changes	1,418.38	3,746.54	6,000	6.000	6.000
Repairs — Operating Equipment	878.55	2.48	500	500	500
Small Tools and Implements	781.64	401.67	850		
Stores Service					
Agricultural and Livestock Services	3,845.89	34.50	5.175	5,175	5,175
Agricultural, Botanical & Animal Supplies	12,964.57	4,062.30	12,500	12,690	12,690
Automotive Supplies	13,467.47	5,705.34	13,100	13,634	13,634
Educational and Recreational Supplies	1,660.59	460.06	1,200	1,200	1,200
Educational Services			240	780	780
Feed and Forage for Animals	83,458.40	30,706.91	96,000	93,399	93,399
Fire Protection Supplies	290.47		250	250	250
Food and Provisions	336,039.93	151,891.90	364,536	373,555	373,555
Fuel Supplies	1,027.82				
Furnishings & Household Supplies	118,123.82	31,252.22	90,000	95,539	95,539
Laundry and Cleaning Supplies	45,769.53	18,437.99	38,000	38,871	38,871
Laundry, Cleaning and Waste Removal Services	1,352.27	465.07	2,450	2,450	2,450
Medical, Surgical and Laboratory Supplies	140,607.09	50,428.23	122,020	129,268	129,268
Office Services	1,572.85	176.00	500	1,250	1,250
Office Supplies	4,571.04	1,891.96	4,300	4,500	4,500
Other Operating and Maintenance Supplies, N. O. C.	65,545.74	13,599.21	26,000	38,015	38,015
Postage	1,797.84	844.57	2,016	2 000	2,000
Printing and Other Reproductive Supplies	16,662.45	7,345.17	14,200	14,900	14,900
Professional and Expert Services	1,555.81	507.68	1,270	1,394	1,394
Rent—Land	1,073.01	376.07	1,050	1,200	1,200
Rent—Office Equipment	6,858.56	2,849.58	6,600	6,780	6,780
Repairs and Minor Changes—Buildings and Structures		1,450.00	2,000	4,759	4,759
Repairs—Motor Vehicles	382.19	86.50	500	500	500
Repairs—Operating Equipment	13,990.50	5,874.42	9,000	8,510	8,510
Small Tools and Implements	2,588.13	762.12	1,200	780	780
Special Services	209.50				
Stationery and Forms	2,013.79	1,135.72	2,400	3,000	3,000
Transportation Services			50	50	50
Wearing Apparel	24,571.00	14,697.49	34,000	34,166	34,166

CHARITIES—RANCHO LOS AMIGOS—Continued

Classification	EXPENDITURES Actual Prior Year 1953-54	Actual Current Year To 12-1-54	Estimated Current Year 1954-55	Requested Fiscal Year 1955-56	Allowed Fiscal Year 1955-56
MAINTENANCE AND OPERATION—Continued					
All Other					
Agricultural and Livestock Services	142.96				
Agricultural, Botanical & Animal Supplies	1,581.29	342.24	900	900	900
Auto Mileage	3,588.78	1,573.38	3,500	3,800	3,800
Auto Service	1,413.98				
Automotive Supplies	198.98	43.87	100	100	100
Board & Care—Outside		157,931.34	400,000	438,415	438,415
Communication	10,767.34	5,566.55	16,000	25,200	25,200
Contracts Payments to Rest Homes	370,324.90				
Educational Services	600.00	300.00	600	1,200	1,200
Feed and Forage for Animals	5,870.51		150	125	125
Food and Provisions	194,402.43	79,901.33	191,760	184,000	184,000
Furnishings & Household Supplies	3,032.05	1,021.38	2,550	2,940	2,940
Insurance—Auto Mileage	605.00	255.00	600	600	600
Laundry and Cleaning Supplies	22.10	9.90	10		
Medical, Surgical and Laboratory Supplies	349.58	139.29	250	300	300
Office Services	232.32	69.59	150	150	150
Office Supplies	20.52				
Other Operating and Maintenance Supplies, N. O. C.		7.84	8	21,600	21,600
Professional and Expert Services		555.55	1,000	1,000	1,000
Rent—Land	41.56				
Repairs and Minor Changes—Buildings and Structures	1,024.61	1,134.18	3,500		
Repairs and Minor Changes—Non-Structural Improvements	1,087.26		1,200	1,200	1,200
Repairs—Motor Vehicles	186.70		100	100	100
Repairs—Operating Equipment	625.10	480.17	600	600	600
Small Tools and Implements				900	900
Special Maintenance Jobs		775.21	2,815	1,680	1,230
Special Services	1,095.77	465.70	960	3,100	3,100
Stationery and Forms	5,720.99	1,629.41	4,550	4,550	4,550
Taxes, Assessments and Licenses	172.20	98.21	185	200	200
Transportation—Local	47.58		50	50	50
Traveling Expense	38.32		500	500	500
Polio Home Care					
Mechanical Service					
Other Operating and Maintenance Supplies, N. O. C.	129.01	1.33	200	250	250
Stores Service					
Medical, Surgical & Laboratory Supplies	3,420.64	667.98	9,975	11,325	11,325
Office Supplies	2.71				
Other Operating and Maintenance Supplies, N. O. C.	607.06	566.52	2,700	4,300	4,300
Central Duplicating Bureau					
Stationery and Forms	54.48		150	200	200
All Other					
Auto Mileage	366.16	345.20	900	1,000	1,000
Auto Service	746.90	391.70	3,000	4,800	4,800
Furnishings and Household Supplies	21.84				
Insurance—Auto Mileage		75.00	240	300	300
Medical, Surgical & Laboratory Supplies	451.32	151.67	500	1,200	1,200
Professional and Expert Services	22,072.25	19,482.25	60,000	70,490	70,490
TOTAL MAINTENANCE AND OPERATION	**$1,549,324.45**	**$ 633,562.05**	**$1,589,610**	**$1,682,190**	**$1,681,740**

CHARITIES—RANCHO LOS AMIGOS—Continued

Classification	Actual Prior Year 1953-54	Actual Current Year To 12-1-54	Estimated Current Year 1954-55	Requested Fiscal Year 1955-56	Allowed Fiscal Year 1955-56
		EXPENDITURES			
MAINTENANCE AND OPERATION—Continued					
Deductions:					
Departmental Credits and Contra					
Cost of Raising Young Stock	$ 13,325.50	$ 6,666.00	$ 14,000	$ 14,000	$ 14,000
Eggs, Poultry, Fertilizer	35,139.17	12,308.16	36,989	30,000	30,000
Field Crops	6,666.29		125	125	125
Ice		328.38	800	840	840
Maintenance and Mechanical			2,815	1,680	1,680
Mileage and Automotive	1,737.59	391.70	3,000	4,800	4,800
Milk, Fertilizer	145,700.90	61,397.24	142,044	139,900	139,900
Miscellaneous Hospital	3,419.77	703.02	1,500	1,800	1,800
Occupational Therapy	3.50	75.00	250	300	300
Printing	5,682.05	1,605.36	4,400	4,400	4,400
Vegetables to Kitchen	14,347.87	6,538.17	13,627	15,000	15,000
Total Departmental Credits and Contra	$ 226,022.64	$ 90,013.03	$ 219,550	$ 212,845	$ 212,845
Interdepartmental Services					
Laundry Service	$ 81,288.93	$ 45,303.04	$ 110,732	$ 125,697	$ 125,697
Material Distribution	17,962.24	667.48	3,000	3,000	3,000
Miscellaneous Hospital	23,925.87	4,413.75	20,000	26,650	26,650
Occupational Therapy	294.50	217.05	516	200	200
Printing	31,235.95	11,542.80	29,000	25,531	25,531
Ranch	41,128.19	16,538.01	40,000	46,700	46,700
Total Interdepartmental Services	$ 195,835.68	$ 78,682.13	$ 203,248	$ 227,778	$ 227,778
Total Deductions	$ 421,858.32	$ 168,695.16	$ 422,798	$ 440,623	$ 440,623
TOTAL MAINTENANCE AND OPERATION—NET	$1,127,466.13	$ 464,866.89	$1,166,812	$1,241,567	$1,241,117
CAPITAL OUTLAY					
Equipment	$ 103,375.29	$ 13,134.39	$ 144,715	$ 159,970	$ 144,610
2 Air Conditioners	$ 1,150				
1 Balance, Torsion	175				
150 Beds	10,510				
12 Beds, Rocking	12,000				
1 Blackboard	30				
2 Blocks, Butcher	115				
Books	900				
1 Cabinet, Chart	50				
17 Cabinets, Storage	2,635				
1 Calculator	825				
4 Carts, Food	3,090				
20 Carts, Laundry	1,600				
4 Carts, Medicine	145				
1 Centrifuge	120				
2 Caddies, Chair	100				
238 Chairs	7,200				
1 Chopper, Meat	570				
1 Cleaner, Stencil	175				
20 Clocks, Electronic	640				
1 Closet, Broom	25				
Cost of Raising Young Stock	14,000				
4 Counter Sections, w/drawers	1,195				
1 Defibrillator	735				
1 Demounter, Truck Tire	130				
6 Deodorizers, Ozone	310				
4 Desks	380				
14 Disposals, Garbage	7,250				
4 Doors, Folding	545				
1 Drill Press	135				
3 Drills, Electric	125				
1 Electrocardiograph	775				
1 Electro-stimulator	405				

CHARITIES—RANCHO LOS AMIGOS—Continued

Classification		EXPENDITURES Actual Prior Year 1953-54	Actual Current Year To 12-1-54	Estimated Current Year 1954-55	Requested Fiscal Year 1955-56	Allowed Fiscal Year 1955-56
CAPITAL OUTLAY—Continued						
Equipment—Continued						
Equipment, Therapeutic	400					
1 Etcher, Electric	25					
10 Fans, Electric	300					
16 Filing Cabinets	1,820					
1 Generator, Ultra-Sound	510					
1 Grinding, Tool, w/Motor	60					
12 Hampers, Linen	50					
2 Heaters, Water	320					
1 Lamp, Microscope	50					
1 Lawn Mower, Power	260					
2 Lifts, Pallet	960					
1 Light, Clinic	75					
1 Lithotrite	250					
Livestock, Baby Chicks	2,500					
37 Lockers, Metal	410					
7 Mats, Platform	425					
1 Meter, Conducting, Water Still	75					
2 Meters, Water	530					
1 Microscope, Medical	490					
2 Mirrors, Hospital Training	380					
1 Mimeograph Machine	1 400					
1 Mill, Coffee	200					
1 Mixer, Laboratory	70					
1 Numbering Machine	25					
1 Oven, Laboratory	395					
12 Positive Pressure Units	1,500					
1 Projector, Opaque	310					
2 Pumps, Electric	160					
1 Punch, Bench	80					
2 Ranges, Kitchen	840					
5 Refrigerators	5,840					
1 Register, Receipt	20					
15 Respirators	19,500					
1 Restorator	130					
1 Saw, Table	950					
1 Scale, Baby	20					
7 Settees	810					
2 Sewing Machines, Elec.	655					
1 Shaker, Pipette	45					
2 Shelving Units	505					
1 Shield, Mobile	120					
1 Spotlight, Surgical, Portable	480					
1 Stand, Wall, Surgical	225					
3 Stands, Solution	270					
4 Sterilizers, Electric	800					
48 Stools	1,005					
1 Stretcher, Pool	515					
10 Stretchers, Wheeled	2,995					
1 Table, Patient, Therapeutic	50					
25 Tables	1,300					
2 Tables, Cooks	355					
4 Tables, Instrument	445					
3 Tables, Standing	840					
1 Tank, X-Ray	1,100					
1 Telescope, Foroblique	155					
1 Tiller, Rotary	565					
6 Time Recorders, Electronic	1,800					
6 Trucks, Hand	440					
6 Trucks, Linen	1,470					
1 Tumbler and Loader	5,045					

CHARITIES—RANCHO LOS AMIGOS—Continued

Classification		EXPENDITURES Actual Prior Year 1953-54	Actual Current Year To 12-1-54	Estimated Current Year 1954-55	Requested Fiscal Year 1955-56	Allowed Fiscal Year 1955-56
CAPITAL OUTLAY—Continued						
Equipment—Continued						
9 Typewriters	2,175					
1 Unit, Insolation, Mobile	50					
3 Vacuum Cleaners	355					
1 View Box, X-Ray	25					
12 Walkers, Folding	1,265					
1 Watch, Stop, Electric	35					
9 Water Coolers, Electric	2,320					
32 Wheel Chairs	7,025					
TOTAL CHARITIES—RANCHO LOS AMIGOS		$5,490,250.18	$2,035,966.10	$6,125,027	$6,546,715	$6,372,562

Charities—Olive View Sanatorium

Provides care for persons afflicted with tuberculosis who are financially unable to furnish their own care. By contract arrangement, certain tuberculosis patients eligible for care are placed in private sanatoria at County expense.

APPROPRIATIONS $3,827,906

Classification	Actual Prior Year 1953-54	Actual Current Year To 12-1-54	Estimated Current Year 1954-55	Requested Fiscal Year 1955-56	Allowed Fiscal Year 1955-56
			EXPENDITURES		
SALARIES AND WAGES	$2,917,697.59	$ 978,715.47	$2,858,700	$3,323,268	$3,239,940
Deductions					
Salary Savings	$	$	$	$ 332.327	$ 369,335
Service Charges				4,860	4,860
Total Deductions	$	$	$	$ 337,187	$ 374,195
SALARIES AND WAGES—NET	$2,917,697.59	$ 978,715.47	$2,858,700	$2,986,081	$2,865,745
MAINTENANCE AND OPERATION					
Mechanical Service					
Auto Service	$ 126.87	$	$ 137	$ 137	$ 100
Automotive Supplies	20.55		10	20	20
Repairs and Minor Changes	4,543.66				
Repairs—Motor Vehicles	428.99		400	400	200
Repairs — Operating Equipment	42.11	240.21	900	50	50
Stores Service					
Agricultural and Livestock Services			700		
Agricultural, Botanical & Animal Supplies	670.06	47.91	1,200	1,200	1,200
Analyzing, Testing & Weighing Services	374.06	7.50	340	340	100
Automotive Supplies	8,140.16	2,812.07	8,000	7,980	7,980
Educational and Recreational Supplies	1,396.87	380.17	1,740	1,740	1,740
Food and Provisions	398,053.71	122,058.64	372,000	370,173	351,235
Furnishings & Household Supplies	50,022.44	8,142.06	40,875	38,185	38,185
Inventory, Adjustment Stores	Cr. 4,692.03				
Laundry and Cleaning Supplies	9,934.88	3,112.50	10,000	10,295	10,150
Medical, Surgical and Laboratory Supplies	122,006.22	42,550.62	133,360	129,350	124,460
Office Services	488.82	1.03	535	535	535
Office Supplies	1,914.31	781.72	1,900	1,900	1,900
Other Operating and Maintenance Supplies, N. O. C.	44,866.07	9,354.71	32,045	32,220	32,000
Postage	85.00	10.00	200	200	200
Printing and Other Reproductive Supplies	493.83	176.97	500	500	500
Rent—Special Equipment, N. O. C.	10.80	3.60	15	15	15
Repairs and Minor Changes	889.00				
Repairs—Motor Vehicles	673.08	186.55	980	500	500
Repairs—Operating Equipment	1,888.02	600.52	1,000	630	630
Small Tools and Implements	2,267.46	1,229.11	1,560	1,560	1,560
Stationery and Forms	1,591.06	427.72	1,535	1,695	1,695
Wearing Apparel	19,410.06	3,105.25	23,465	24,280	24,135
Central Duplicating Bureau					
Postage	240.00	210.00	250	250	250
Stationery and Forms	1,086.27	71.65	1,100	1,100	1,100
All Other					
Auto Mileage	5,253.96	1,648.57	5,560	5,560	5,560
Board and Care—Outside	324,629.45	89,319.63	263,940	261,930	261,930
Communication	14,299.42	4,904.29	14,705	14,915	14,915
Furnishings and Household Supplies	143.50				
Inspection and Regulation Service	119.50	5.00	120	120	120

CHARITIES—OLIVE VIEW SANATORIUM—Continued

Classification	EXPENDITURES Actual Prior Year 1953-54	Actual Current Year To 12-1-54	Estimated Current Year 1954-55	Requested Fiscal Year 1955-56	Allowed Fiscal Year 1955-56
MAINTENANCE AND OPERATION —Continued					
All Other—Continued					
Insurance—Auto Mileage	395.00	115.00	420	420	420
Laundry, Cleaning and Waste Removal Services			20	20	20
Medical, Surgical and Laboratory Supplies	5.83				
Office Services	222.00	153.00	326	326	326
Recreational Services	11,115.00	4,461.63	14,530	18,155	15,017
Rent—Special Equipment, N. O. C.	8.40				
Repairs and Minor Changes—Non-Structural Improvements		123.93	175		
Repairs—Motor Vehicles	131.77		100	100	50
Repairs—Operating Equipment		12.17	50	50	50
Special Services		180.00	720	720	720
Stationery and Forms	31.83		40	40	40
Traveling Expense	197.60		500	400	400
Wearing Apparel	564.83	116.58	700	630	630
TOTAL MAINTENANCE AND OPERATION	**$1,024,090.42**	**$ 296,550.31**	**$ 936,653**	**$ 928,641**	**$ 900,638**
Deductions:					
Service Charges—Olive View San.	$ 1,390.72	$ 324.04	$ 840	$ 950	$ 950
Service Charges—Outside Medical Relief	10,740.84	1,866.57	3,300	2,160	2,160
Total Deductions	**$ 12,131.56**	**$ 2,190.61**	**$ 4,140**	**$ 3,110**	**$ 3,110**
TOTAL MAINTENANCE AND OPERATION—NET	**$1,011,958.86**	**$ 294,359.70**	**$ 932,513**	**$ 925,531**	**$ 897,528**
CAPITAL OUTLAY					
Equipment	**$ 43,550.96**	**$ 1,506.65**	**$ 59,129**	**$ 89,530**	**$ 64,633**
1 Amplifier	$ 275				
2 Audiometers	1,000				
50 Beds	4,000				
1 Blower, w/Time Clock Control	100				
1 Bronchoscope, Right Angle	155				
101 Cabinets	4,165				
3 Carts, Food	2,750				
1 Cassette Changer, Horizontal	1,900				
6 Chairs	210				
1 Clock, Electric	9				
1 Compressor, Air, Electric	750				
6 Conditioners, Air	1,950				
32 Cribs	2,880				
1 Cutter, Cast	100				
9 Desks	1,150				
4 Dictating Machines, Recorder	1,600				
1 Dictating Machine, Transcriber	400				
1 Etcher, Electric	40				
1 Filing Cabinet	50				
1 Floor Machine	550				
1 Homogenizer	55				
1 Illuminator, X-Ray Film	475				
1 Ironer, Flat Work	19,500				
21 Lamps	430				
1 Meter, Purity	95				
1 Mill, Ointment	135				
1 Mixer, Barrel	208				
1 Mixer, Electric	3,300				
3 Numbering Machines	108				

CHARITIES—OLIVE VIEW SANATORIUM—Continued

Classification		EXPENDITURES Actual Prior Year 1953-54	Actual Current Year To 12-1-54	Estimated Current Year 1954-55	Requested Fiscal Year 1955-56	Allowed Fiscal Year 1955-56
CAPITAL OUTLAY—Continued						
Equipment—Continued						
1 Pressure Breathing Therapy Unit	450					
2 Racks	395					
1 Range, Coffee Maker	40					
1 Saw, Power, Portable	160					
5 Scales	100					
1 Serrator, Knife	110					
1 Sewing Machine, Power	360					
8 Stands	520					
6 Stools	227					
1 Stratagraph	1,000					
1 Table, Horizontal Radiographic Bucky	1,350					
1 Tank, Dental X-Ray	80					
1 Time Clock, Electric	172					
1 Toaster, Electric	440					
1 Tonometer	75					
1 Trial Case	200					
7 Trucks	345					
2 Tumblers, Dry	2,500					
4 Typewriters	860					
46 Vacuum Cleaners	3,220					
1 Volt Ammeter	99					
1 Voltometer	130					
20 Water Coolers	625					
6 Water Heaters	450					
13 Wheel Chairs	910					
1 Winch, Cable	125					
1 X-Ray, Dental	1,350					
TOTAL CHARITIES—OLIVE VIEW SANATORIUM		**$3,973,207.41**	**$1,274,581.82**	**$3,850,342**	**$4,001,142**	**$3,827,906**

Charities - Harbor General Hospital

Provides in and out-patient hospital and clinic services to qualified medical indigents. Approximately 40% of its beds are devoted to the care of tuberculosis patients, and 60% to other medical patients.

APPROPRIATIONS $4,289,644

Classification	EXPENDITURES Actual Prior Year 1953-54	Actual Current Year To 12-1-54	Estimated Current Year 1954-55	Requested Fiscal Year 1955-56	Allowed Fiscal Year 1955-56
SALARIES AND WAGES	$3,313,181.63	$1,156,940.27	$3,403,400	$4,045,740	$4,004,052
Deductions					
Salary Savings	$	$	$	$ 444,919	$ 471,384
Service Charges				3,108	3,108
Total Deductions	$	$	$	$ 448,027	$ 474,492
SALARIES AND WAGES—NET	$3,313,181.63	$1,156,940.27	$3,403,400	$3,597,713	$3,529,560
MAINTENANCE AND OPERATION					
Mechanical Service					
Auto Service	$ 12,729.73	$ 6,387.00	$ 15,388	$ 16,387	$ 16,387
Repairs and Minor Changes	504.30	9.00	500	500	500
Repairs — Operating Equipment	1,215.79	541.00	1,256	1,250	1,250
Stores Service					
Agricultural, Botanical and Animal Supplies	897.22	318.00	918	900	900
Analyzing, Testing, Weighing Services	1,810.50	1,293.00	2,734	2,200	2,200
Automotive Supplies	5,424.62	135.00	320	320	320
Communication	1,851.10				
Educational and Recreational Supplies	788.79	169.00	1,169	1,200	1,100
Food and Provisions	181,623.39	73,722.00	184,108	186,199	186,199
Fuel Supplies	459.24	18.00	100	100	90
Furnishings and Household Supplies	63,851.86	38,677.00	71,126	73,005	73,005
Inspection and Regulation Service	683.46	133.00	224	206	206
Inventory	200.06				
Laundry and Cleaning Supplies	4,758.80	2,377.00	4,921	5,000	5,000
Laundry, Cleaning and Waste Removal Services	2,230.20	923.00	2,271	2,271	2,271
Medical, Surgical and Laboratory Supplies	320,051.87	140,538.00	333,925	345,368	343,618
Office Services	1,567.49	709.00	1,909	2,010	2,010
Office Supplies	4,678.83	1,708.00	4,888	4,800	4,800
Other Operating and Maintenance Supplies N. O. C.	19,031.85	9,180.00	18,768	18,470	18,470
Postage	894.00	466.00	1,079	1,100	1,100
Printing and Other Reproductive Supplies	1,650.85	922.00	1,932	4,395	3,195
Rent—Office Equipment	1,320.00	550.00	1,320	3,011	1,320
Rent—Special Equipment, N. O. C.	987.19	581.00	1,700	1,809	1,809
Repairs — Operating Equipment	3,257.38	1,565.00	3,756	3,700	3,700
Small Tools and Implements	295.18	117.00	300	417	360
Special Services	120.00				
Stationery and Forms	2,839.95	1,524.00	3,048	3,500	3,500
Wearing Apparel	15,795.71	7,886.00	17,000	17,878	17,878
Central Duplicating Bureau					
Stationery and Forms	261.94	12.00	300	400	400
All Other					
Auto Mileage	655.48	245.00	720	720	720
Communication	21,075.98	10,347.00	25,333	26,975	26,975
Food and Provisions	1.20				
Insurance—Auto Mileage	55.00	20.00	85	180	180
Laundry, Cleaning and Waste Removal Services	66,427.51	35,516.00	85,236	98,156	98,156

CHARITIES—HARBOR GENERAL HOSPITAL—Continued

Classification	EXPENDITURES Actual Prior Year 1953-54	Actual Current Year To 12-1-54	Estimated Current Year 1954-55	Requested Fiscal Year 1955-56	Allowed Fiscal Year 1955-56
MAINTENANCE AND OPERATION —Continued					
All Other—Continued					
Medical, Surgical and Laboratory Supplies	469.81	45.00	145	175	100
Office Services	133.24	68.00	340	350	350
Other Operating and Maintenance Supplies, N. O. C.	.48				
Postage	4.05				
Printing and Other Reproductive Supplies	4.16				
Professional and Expert Services	960.12				
Recreational Services	750.00	500.00	1,200		
Rent—Motor Vehicles	9,272.00	7,988.00	18,946	11,750	11,750
Repairs and Minor Changes	1,969.55	475.00	2,400	2,400	2,400
Special Services	33.65	360.00	443	3,650	3,650
Stationery and Forms	5,852.96	1,992.00	5,316	5,500	5,500
Transportation Services	8.50				
Traveling Expense	53.65				
Wearing Apparel		450.00	1,080	1,080	1,080
TOTAL MAINTENANCE AND OPERATION	**$ 759,508.64**	**$ 348,466.00**	**$ 816,204**	**$ 847,332**	**$ 842,449**
Less Service Charges	**79,588.96**	**51,939.00**	**120,500**	**130,000**	**138,800**
TOTAL MAINTENANCE AND OPERATION—NET	**$ 679,919.68**	**$ 296,527.00**	**$ 695,704**	**$ 717,332**	**$ 703,649**
CAPITAL OUTLAY					
Equipment	**$ 16,828.47**	**$ 1,499.55**	**$ 32,692**	**$ 58,992**	**$ 56,435**
1 Adding Machine	$ 425				
14 Air Conditioners	3,652				
2 Analyzers, Oxygen	400				
4 Bases, Stabilizing, Spectrophotometer	84				
2 Beds, Orthopedic	400				
4 Beds, Recovery	1,300				
1 Bending Outfit, Tube	63				
Books	1,500				
1 Breathing Apparatus, Pressure	375				
1 Buffer, Electric	78				
1 Cabinet, Storage	67				
1 Cart, Gardners'	72				
2 Carts, Chart	150				
2 Carts, Dressing	300				
26 Chairs	750				
1 Clock, Time Switch, Electric	21				
1 Collector, Waste Paper	18				
2 Compressor—Aspirators	304				
1 Conveyor, Roller, Multiple	149				
7 Conveyors, Laundry Bag	128				
3 Conveyors, Oxygen Tank	90				
1 Cutting Board, Glass	44				
1 Decalcifier, Electronic	125				
1 Deep Vitreous Attachment	70				
19 Desks	1,590				
2 Dictating Machines, Transcriber	750				
1 Dishwashing Machine	3,824				
1 Esophagoscope, Optical	604				
5 Fans, Electric	110				
6 Filing Cabinets	1,085				
1 Film Producer, X-Ray	2,775				
1 Gyno-Cart, Bedside	70				
1 Head, Centrifuge	95				
1 Head, Conical, Centrifuge	250				
1 Kettle, Steam Jacketed	377				
12 Lamps, Floor	240				
2 Lamps, Infra Red	122				

CHARITIES—HARBOR GENERAL HOSPITAL—Continued

Classification		EXPENDITURES Actual Prior Year 1953-54	Actual Current Year To 12-1-54	Estimated Current Year 1954-55	Requested Fiscal Year 1955-56	Allowed Fiscal Year 1955-56
CAPITAL OUTLAY—Continued						
Equipment—Continued						
3 Lifts, Patient	630					
1 Meter, Conductive	90					
1 Mirror, Posture, Double	75					
3 Motors, Electric	38					
1 Numbering Machine	40					
1 Objectives, Slit Lamp	35					
1 Photocopy Machine	280					
1 Pipetting Machine, Automatic	416					
1 Pneumothorax Machine	97					
2 Pumps, Drainage, Thermotic	300					
1 Rack, Draining	147					
2 Racks, Blood Sedimentation Tube	38					
2 Racks, Magazine	90					
1 Range, Double, Gas	614					
1 Radiographic and Fluoroscopic Unit	20,800					
1 Refrigerator	605					
1 Restorator	177					
1 Reviewer, Microfilm	930					
1 "R" Meter	325					
1 Scale, Isolette Nursery	35					
2 Scales, Nursery	115					
3 Scales, Physician	135					
2 Shakers, Blood Cell	50					
1 Sharpener, Knife, Microtime	312					
Shelving	1,283					
1 Sink, Double	400					
4 Sphygmomanometers	240					
1 Stand, Typewriter	45					
1 Sterilizer, Water	1,628					
2 Sterilizers, Instrument, Electric	312					
2 Stools	22					
5 Suction Machines, Tracheal	500					
2 Tables	60					
1 Table, Autopsy	500					
1 Table, Draining	412					
1 Tank, Bleeder	36					
1 Truck, Cylinder	62					
1 Tube, Photo Multiplier	183					
8 Typewriters	1,480					
3 Water Baths	141					
1 Water Cooler, Electric	300					
TOTAL CHARITIES—HARBOR GENERAL HOSPITAL		**$4,009,929.78**	**$1,454,966.82**	**$4,131,796**	**$4,374,037**	**$4,289,644**

Charities - Long Beach General Hospital

Provides care for persons afflicted with tuberculosis who are financially unable to furnish their own care.

APPROPRIATIONS $1,502,144

Classification	Actual Prior Year 1953-54	Actual Current Year To 12-1-54	Estimated Current Year 1954-55	Requested Fiscal Year 1955-56	Allowed Fiscal Year 1955-56
		EXPENDITURES			
SALARIES AND WAGES	$1,082,371.18	$ 388,726.54	$1,113,500	$1,399,168	$1,334,192
Less Salary Savings				155,330	146,043
SALARIES AND WAGES—NET	$1,082,371.18	$ 388,726.54	$1,113,500	$1,243,838	$1,188,149
MAINTENANCE AND OPERATION					
Mechanical Service					
Automotive Supplies	$ 111.69	$ 5.90	$ 20	$	$
Auto Service	5,532.10	2,496.93	6,200	6,484	6,484
Other Operating and Maintenance Supplies, N. O. C.	165.84				
Repairs and Minor Changes	1,081.12	250.24	3,180	600	600
Repairs — Operating Equipment	345.78	66.48	400	400	400
Stores Service					
Agricultural, Botanical & Animal Supplies	483.18	62.91	550	550	500
Analyzing, Testing and Weighing Services	175.08	31.68	100	100	65
Automotive Supplies	29.08	19.48	100	100	100
Educational and Recreational Supplies	125.13	23.34	190	490	490
Educational Services	866.34	485.00	1,360	1,750	1,750
Fire Protection Supplies			100	100	100
Food and Provisions	123,697.15	48,330.08	120 652	137,364	128,876
Fuel Supplies	13,289.61				
Furnishings and Household Supplies	23,714.81	7,350.35	20,000	20,080	19,845
Inspection and Regulation Service			170	170	170
Laundry and Cleaning Supplies	3,344.52	2,281.95	3,600	3,600	3,600
Laundry, Cleaning and Waste Removal Services	501.75	420.00	520	520	520
Medical, Surgical and Laboratory Supplies	37,845.03	20,507.54	44,000	45,722	44,754
Office Services	197.05	29.00	200	200	200
Office Supplies	973.04	491.56	900	1,000	1,000
Other Operating and Maintenance Supplies, N. O. C.	41,542.42	8,041.32	20,300	23,400	23,400
Postage	112.50	73.00	200	200	200
Printing and Other Reproductive Supplies	122.09	149.12	250	250	250
Rent—Special Equipment N. O. C.	147.44	45.00	72	72	72
Repairs and Minor Changes	250.00		175	175	175
Repairs — Operating Equipment	705.91	376.92	1,200	1,200	1,000
Small Tools and Implements	1,500.85	851.64	1,800	1,500	1,500
Stationery and Forms	501.76	368.08	879	879	879
Wearing Apparel	12,327.28	3,100.84	8,000	7,781	7,781
Central Duplicating Bureau					
Stationery and Forms	41.83	56.77	100	100	100
All Other					
Agricultural, Botanical & Animal Supplies			50	50	50
Auto Mileage	947.76	550.68	1,390	1,400	1,400
Communication	7,465.00	3,175.07	7,865	8,360	8,360
Educational Services	5,239.00	2,345.00	5,628	6,199	6,199
Furnishings and Household Supplies	8.24	7.00	50	50	50
Medical, Surgical and Laboratory Supplies		22.50	50	50	50
Insurance—Auto Mileage	240.00	105.00	280	300	300
Laundry, Cleaning and Waste Removal Services	13,045.17	7,448.48	19,300	23,841	23,234
Laundry and Cleaning Supplies		8.53	40	40	40
Office Services	23.85	1.44	56	106	106
Other Operating and Maintenance Supplies, N. O. C.	37.35	10.50	200	200	200

CHARITIES—LONG BEACH GENERAL HOSPITAL—Continued

Classification	EXPENDITURES Actual Prior Year 1953-54	Actual Current Year To 12-1-54	Estimated Current Year 1954-55	Requested Fiscal Year 1955-56	Allowed Fiscal Year 1955-56
MAINTENANCE & OPERATION—Continued					
All Other—Continued					
Rent—Lease Contracts	5.55		6		
Repairs and Minor Changes—Buildings and Structures				300	300
Repairs and Minor Changes—Non-Structural Improvements		100.00	350	350	350
Repairs—Operating Equipment	56.93		100	100	50
Special Services	1,100.00	333.00	800	800	800
Stationery and Forms	739.75	124.41	600	600	600
Traveling Expense		55.50	100	100	100
TOTAL MAINTENANCE AND OPERATION	$ 298,638.98	$ 110,202.24	$ 272,083	$ 297,633	$ 287,000
Less Service Charges	23,298.39	352.40	700		
TOTAL MAINTENANCE AND OPERATION—NET	$ 275,340.59	$ 109,849.84	$ 271,383	$ 297,633	$ 287,000
CAPITAL OUTLAY					
Equipment	$ 33,816.36	$ 9,227.79	$ 27,500	$ 27,890	$ 26,995
1 Blackboard	$ 50				
Books	200				
2 Carts	830				
56 Chairs	475				
17 Clocks	165				
1 Copymat	125				
1 Dictating Machine, Dictator	350				
1 Dictating Machine, Transcriber	350				
1 Dryer	280				
14 Fans	420				
1 Filing Cabinet	75				
1 Heater, Water	75				
1 Kettle, Steam	520				
1 Kit, Door Hanging	160				
1 Oven, Drying, Electric	680				
1 Planer, Power	660				
1 Pnuemo Apparatus	95				
1 Projector, Movie	550				
18 Pulverators	5,050				
2 Pumps, Vertical, Condensation	725				
4 Refrigerators	1,190				
1 Respirometer	565				
2 Resuscitators, Portable	755				
1 Sander, Belt, Power	185				
1 Sewing Machine, Power	330				
1 Shaker, Paint	130				
1 Spotwelder	395				
6 Stands—Television	240				
2 Stands—Typewriter	90				
6 Sterilizers	3,960				
1 Sulky, Lawnmower	70				
3 Tables, Instrument	280				
2 Trucks, Linen	215				

CHARITIES—LONG BEACH GENERAL HOSPITAL—Continued

Classification		EXPENDITURES Actual Prior Year 1953-54	Actual Current Year To 12-1-54	Estimated Current Year 1954-55	Requested Fiscal Year 1955-56	Allowed Fiscal Year 1955-56
CAPITAL OUTLAY—Continued						
Equipment—Continued						
2 Trucks, Mattress	190					
1 Typewriter	185					
14 Vacuum Cleaners	1,640					
1 Warmer, Blanket and Solution	700					
2 Watches, Stop	40					
1 X-Ray, Mobile	4,000					
TOTAL CHARITIES—LONG BEACH GENERAL HOSPITAL		$1,391,528.13	$ 507,804.17	$1,412,383	$1,569,361	$1,502,144

Charities—Acton Camp

A Camp for chronic and convalescent adult, male, ambulatory patients, and a number of adult, male, chronic bed patients, transferred from other facilities of the Department for care.

APPROPRIATIONS $182,832

Classification	EXPENDITURES Actual Prior Year 1953-54	Actual Current Year To 12-1-54	Estimated Current Year 1954-55	Requested Fiscal Year 1955-56	Allowed Fiscal Year 1955-56
SALARIES AND WAGES	$ 71,300.43	$ 24,341.23	$ 71,500	$ 98,772	$ 82,920
Less Salary Savings				5,898	5,316
SALARIES AND WAGES—NET	$ 71,300.43	$ 24,341.23	$ 71,500	$ 92,874	$ 77,604
MAINTENANCE AND OPERATION					
Mechanical Service					
Auto Service	$ 30.99	$	$	$	$
Repairs—Operating Equipment	837.08	205.34	700	700	700

CHARITIES—ACTON CAMP—Continued

Classification	EXPENDITURES Actual Prior Year 1953-54	Actual Current Year To 12-1-54	Estimated Current Year 1954-55	Requested Fiscal Year 1955-56	Allowed Fiscal Year 1955-56
MAINTENANCE AND OPERATION—Continued					
Stores Service					
Agricultural, Botanical & Animal Supplies	358.28	123.60	500	500	450
Automotive Supplies	2,199.10	847.96	2,000	2,000	2,000
Food and Provisions	43,978.76	17,728.13	44,552	48,849	46,243
Fuel Supplies	11,862.85	2,619.84	10,000	10,000	10,000
Furnishings and Household Supplies	4 354.29	2,256.85	6,588	9,988	9,988
Laundry and Cleaning Supplies	974.93	554.47	1,200	1,200	1,200
Medical, Surgical and Laboratory Supplies	1,851.99	1,354.16	1,355	3,500	3,500
Office Supplies	260.25	102.44	300	300	300
Other Operating and Maintenance Supplies, N. O. C.	1,796.37	688.79	3,000	3,000	2,500
Postage	107.00	60.00	120	125	125
Rent—Special Equipment, N. O. C.	610.00	220.00	400	585	585
Repairs and Minor Changes	873.36	166.46	1,400	1,400	1,400
Repairs—Motor Vehicles	536.27	40.60	250	350	350
Repairs—Operating Equipment	694.19	285.98	700	700	700
Small Tools and Implements	798.05	517.01	1,200	1,200	1,200
Wearing Apparel	4,161.24	2,571.27	5,000	6,500	6,500
All Other					
Auto Mileage	401.44	226.86	550	650	550
Communication	.59			40	40
Food and Provisions	12,502.67	5,391.78	13,000	13,236	13,236
Laundry, Cleaning and Waste Removal Services	2,147.57	893.01	2,600	2,600	2,600
Medical, Surgical and Laboratory Supplies				500	
Professional and Expert Services	1,123.79				
Recreational Services	300.00	150.00	300	300	300
Repairs—Motor Vehicles	3.68				
Special Services	134.69	50.23	256	256	256
Stationery and Forms	123.10	31.00	125	125	125
TOTAL MAINTENANCE AND OPERATION	$ 93,022.53	$ 37,085.78	$ 96,096	$ 108,604	$ 104,848
Less Service Charges	82.89	60.74	150	240	240
TOTAL MAINTENANCE AND OPERATION—NET	$ 92,939.64	$ 37,025.04	$ 95,946	$ 108,364	$ 104,608
CAPITAL OUTLAY					
Equipment	$ 4,972.96	$ 152.39	$ 650	$ 1,490	$ 620
1 Cart, Utility	$ 80				
1 Filing Cabinet	40				
5 Heaters	325				
1 Typewriter	175				
TOTAL CHARITIES—ACTON CAMP	$ 169,213.03	$ 61,518.66	$ 168,096	$ 202.728	$ 182,832

Charities—Warm Springs Camp

A camp for chronic and convalescent male, adult, ambulatory patients, transferred from other facilities of the Department for care.

APPROPRIATIONS $115,048

Classification	Actual Prior Year 1953-54	Actual Current Year To 12-1-54	Estimated Current Year 1954-55	Requested Fiscal Year 1955-56	Allowed Fiscal Year 1955-56
			EXPENDITURES		
SALARIES AND WAGES	$ 37,154.69	$ 13,110.55	$ 38,800	$ 44,617	$ 43,431
Less Salary Savings				660	1,056
SALARIES AND WAGES—NET	$ 37,154.69	$ 13,110.55	$ 38,800	$ 43,957	$ 42,375
MAINTENANCE AND OPERATION					
Mechanical Service					
Automotive Supplies	$ 132.80	$	$	$ 200	$ 200
Auto Service	134.75	42.30	200	300	200
Repairs—Motor Vehicles	699.69	13.11	450	300	300
Stores Service					
Agricultural, Botanical and Animal Supplies	43.93	39.16	65	50	50
Automotive Supplies	978.76	460.06	1,100	1,100	1,100
Educational and Recreational Supplies	7.36	34.98	75	85	85
Fire Protection Supplies	36.45	21.19	75	100	100
Food and Provisions	28,522.40	11,600.86	33,000	37,328	36,548
Fuel Supplies	4,142.04	30.92	90		
Furnishings and Household Supplies	2,650.80	1,616.49	3,400	4,398	4,050
Laundry and Cleaning Supplies	311.31	216.93	400	400	400
Laundry, Cleaning and Waste Removal Services	445.00	184.00	400	480	480
Medical, Surgical and Laboratory Supplies	631.71	148.22	500	500	500
Office Supplies	47.86	89.72	100	100	50
Other Operating and Maintenance Supplies, N. O. C.	2,800.42	908.33	3,400	3,500	3,500
Postage	144.00	70.00	125	125	125
Rent—Special Equipment, N. O. C.	452.29	204.25	500	572	572
Repairs — Operating Equipment	31.21	70.00	200	200	100
Small Tools and Implements	142.64	19.44	120	150	150
Special Services				1,000	
Stationery and Forms	62.25				
Wearing Apparel	2,604.27	1,005.13	2,800	3,731	3,593
All Other					
Food and Provisions	9,732.81	4,105.67	11,500	12,880	12,880
Furnishings and Household Supplies	117.75		100	100	100
Laundry, Cleaning and Waste Removal Services	1,556.21	595.45	1,500	2,010	2,010
Professional and Expert Services				60	60
Recreational Services	300.00	300.00	300	300	300
Rent—Special Equipment, N. O. C.	31.64				
Repairs—Operating Equipment	48.65				
Special Services			165		
Stationery and Forms	127.75	34.00	80	75	75
Wearing Apparel		58.25	160	175	160
TOTAL MAINTENANCE AND OPERATION	$ 56,936.75	$ 21,868.46	$ 60,805	$ 70,219	$ 67,688
Less Service Charges	69.30				
TOTAL MAINTENANCE AND OPERATION—NET	$ 56,867.45	$ 21,868.46	$ 60,805	$ 70,219	$ 67,688
CAPITAL OUTLAY					
Equipment	$ 638.84	$ 76.51	$ 2,125	$ 5,015	$ 4,985
2 Air Coolers $ 320					
1 Dishwashing Machine, Electric 3,400					
1 Grinder 150					
1 Kettle, Fry, Electric 400					
10 Pumps, Water Recirculation 270					
6 Radios 150					
1 Refrigerator 295					
TOTAL CHARITIES—WARM SPRINGS CAMP	$ 94,660.98	$ 35,055.52	$ 101,730	$ 119,191	$ 115,048

Charities-Medical Research Funds

This appropriation represents donations from private, non-profit organizations for medical research, and collections from pay patients who are billed the value of professional services of Attending Staff members who donate their services to the County. By agreement between the Board of Supervisors and The Attending Staff Association, all donations and collections are deposited into the Medical Research Fund. Appropriations are made during each year from the fund by the Board of Supervisors for specific research projects.

APPROPRIATION $552,000

Classification	EXPENDITURES Actual Prior Year 1953-54	Actual Current Year To 12-1-54	Estimated Current Year 1954-55	Requested Fiscal Year 1955-56	Allowed Fiscal Year 1955-56
MAINTENANCE AND OPERATION					
Medical Research Fund No. 1—General Hospital					
Services and Supplies	$ 382,374.95	$ 301,443.66	$ 400,000	$ 450,000	$ 450,000
Medical Research Fund No. 2—Osteopathic Hospital					
Services and Supplies			55,000	67,000	67,000
Medical Research Fund No. 3—Harbor General Hospital					
Services and Supplies	12,738.94	25,136.73	50,000	60,000	35,000
TOTAL CHARITIES—MEDICAL RESEARCH FUNDS	$ 395,113.89	$ 326,580.39	$ 505,000	$ 577,000	$ 552,000

Charities—Public Assistance

Provides for the administration of material relief to families and single persons in their own homes, or boarding homes, as distinguished from medical care and treatment in the hospitals. This Bureau is responsible for the care of the County's relief load and for the administration of the assistance programs for Needy Children and for Aged, Needy Blind, Partially Self-Supporting Blind persons.

APPROPRIATIONS $10,808,471

Classification	EXPENDITURES Actual Prior Year 1953-54	Actual Current Year To 12-1-54	Estimated Current Year 1954-55	Requested Fiscal Year 1955-56	Allowed Fiscal Year 1955-56
SALARIES AND WAGES	$9,583,063.79	$3,385,083.39	$9,953,000	$11,951,529	$11,431,213
Deductions					
Salary Savings	$	$	$	$ 1,258,165	$ 1,272,533
Service Charges					
Total Deductions	$	$	$	$ 1,258,165	$ 1,272,533
SALARIES AND WAGES—NET	$9,583,063.79	$3,385,083.39	$9,953,000	$10,693,364	$10,158,680
MAINTENANCE AND OPERATION					
Mechanical Service					
Auto Service	$ 21,797.93	$ 6,439.55	$ 15,755	$ 6,446	$ 6,446
Repairs and Minor Changes	3,695.77	631.62	1,700	1,700	1,700
Repairs — Operating Equipment	402.55	62.44	600	3,600	3,600
Stores Service					
Furnishings & Household Supplies	11,720.29	4,862.64	12,373	12,720	12,720
Inventory	232.18				
Laundry and Cleaning Supplies	3,303.34	1,173.06	3,186	3,186	3,186
Laundry, Cleaning and Waste Removal Services	2,267.00	518.93	2,329	2,660	2,660
Medical, Surgical and Laboratory Supplies	7.42		100	100	100
Office Services	10,008.17	3,655.66	11,112	10,747	10,747
Office Supplies	35,161.05	11,871.70	33,764	35,710	35,432
Other Operating and Maintenance Supplies, N. O. C.	4,997.68	383.88	1,400	1,400	1,400
Postage	27,107.86	6,281.21	24,000	24,000	24,000
Rent—Office Equipment	29,694.65	9,830.68	29,170	29,229	29,229
Repairs—Operating Equipment	10,270.58	2,486.56	8,500	6,500	6,500
Stationery and Forms	45,207.21	17,244.05	59,905	61,033	60,928
Transportation Services	7,940.00		212	200	200
Central Duplicating Bureau					
Stationery and Forms	17,750.68	4,584.81	15,000	15,000	15,000
All Other					
Auto Mileage	144,451.11	46,488.03	153,494	162,864	152,691
Communication	21,633.84	7,713.02	24,694	24,837	24,380
Furnishings & Household Supplies	702.26	399.16	750	500	500
Insurance—Auto Mileage	36,550.00	11,625.00	37,210	39,897	37,319
Laundry, Cleaning and Waste Removal Services	5.57	1.74	2		
Medical, Surgical and Laboratory Supplies	40.16	40.26	50		
Office Services	5,546.74	1,783.19	5,760	5,784	5,630
Other Operating and Maintenance Supplies N. O. C.	24.50				
Postage	62,660.38	31,719.77	54,559	41,025	40,943
Professional & Expert Services	33,108.40	8,381.00	32,135	35,315	33,265

CHARITIES—PUBLIC ASSISTANCE—Continued

Classification	Actual Prior Year 1953-54	Actual Current Year To 12-1-54	Estimated Current Year 1954-55	Requested Fiscal Year 1955-56	Allowed Fiscal Year 1955-56
			EXPENDITURES		
MAINTENANCE AND OPERATION—Continued					
All Other—Continued					
Public Office and Court Service	3,946.50	667.07	4,400	4,400	4,100
Repairs—Operating Equipment	2.55	14.91	25		
Special Services	228.20	1,272.98	1,273	280	280
Stationery and Forms	4,019.34	55.42	7,000	6,200	6,200
Subsistence and Care of Persons	385.67	113.33	400	400	400
Transportation—Local	3,557.47	714.42	5,435	5,534	5,530
Transportation Services	265.80	51.55	150	150	150
Traveling Expense	1,422.91	191.50	1,510	2,115	2,115
TOTAL MAINTENANCE AND OPERATION	$ 550,115.76	$ 181,259.14	$ 547,953	$ 543,532	$ 527,351
Less Service Charges	28,629.74	9,039.56	15,178	800	800
TOTAL MAINTENANCE AND OPERATION—NET	$ 521,486.02	$ 172,219.58	$ 532,775	$ 542,732	$ 526,551
CAPITAL OUTLAY					
Equipment	$ 41,078.10	$ 1,366.34	$ 113,462	$ 137,037	$ 123,240
4 Adding Machines	$ 1,700				
9 Bookcases	330				
1 Cabinet	50				
25 Cabinets, Beehive	500				
1 Calculating Machine	750				
4 Carts, Mail	108				
150 Chairs	4,875				
6 Clocks	54				
120 Desks	10,600				
74 Dictating Machines, Dictator	33,300				
47 Dictating Machines, Transcriber	17,625				
1 Duplicating Machine	779				
1 File, Microfilm	270				
1 File, Rotowheel	340				
8 Files, Double Wheel	3,096				
8 Files, Single Wheel	1,552				
2 Files, Stencil	190				
6 Files, Visible	1,140				
71 Filing Cabinets	6,765				
1 Jogger, Paper, Electric	80				
2 Numbering Machines	72				
2 Polishing & Washing Machines, Electric	420				
2 Racks	80				
6 Stands	210				
3 Stands, Adding Machine	84				
5 Stands, Posting Tray	150				
38 Stands, Typewriter	1,710				
6 Tables	810				
1 Time Stamp, Electric	250				
10 Trays, Curvdex	360				
5 Trays, Posting	180				
175 Typewriters	34,810				
TOTAL CHARITIES—PUBLIC ASSISTANCE	$10,145,627.91	$3,558,669.31	$10,599,237	$11,373,133	$10,808,471

Welfare Inventory Account

An operating account for supplies furnished to Indigent Aid and Aid to Needy Children recipients, and other County Departments from the Bureau of Public Assistance Welfare Store. The value of the supplies furnished are charged to the individual aid appropriations, and to the various other County departments and credited to this account.

Classification	EXPENDITURES				
	Actual Prior Year 1953-54	Actual Current Year To 12-1-54	Estimated Current Year 1954-55	Requested Fiscal Year 1955-56	Allowed Fiscal Year 1955-56
MAINTENANCE AND OPERATION					
Corrective Appliances	$	$	$ 10	$	$
Furnishings and Household Supplies	52,212.70		68,313	68,754	68,490
Medical, Surgical and Laboratory Supplies	1,155.08		1,086	1,096	1,096
P.T.A. Subsidy	2,385.48		8,000	8,000	8,000
Wearing Apparel	120,470.82		136,248	136,380	135,663
TOTAL MAINTENANCE AND OPERATION	$ 176,224.08	$	$ 213,657	$ 214,230	$ 213,249
Less Service Charges	173,525.23		213,657	214,230	213,249
TOTAL WELFARE INVENTORY ACCOUNT—NET	$ 2,698.85	$	$	$	$

Indigent Aid

An appropriation for material relief to indigent persons as required by the Welfare and Institutions Code. All aid granted from this appropriation to persons owning property is secured by a lien against the property and is subject to collection from either the recipient or his financially responsible relatives at such time as he or they are financially able to make repayment.

APPROPRIATION $8,977,871

Classification	EXPENDITURES				
	Actual Prior Year 1953-54	Actual Current Year To 12-1-54	Estimated Current Year 1954-55	Requested Fiscal Year 1955-56	Allowed Fiscal Year 1955-56
MAINTENANCE AND OPERATION					
Aid to Indigents	$7,784,414.39	$3,184,172.88	$9,068,932	$9,123,020	$8,980,671
Less Service Charges	3,167.74	706.23	3,200	2,800	2,800
TOTAL INDIGENT AID—NET	$7,781,246.65	$3,183,466.65	$9,065,732	$9,120,220	$8,977,871

Aid to Needy Children

An appropriation for relief of children who are eligible under the State and Federal law. This program is administered by the County and supported from Federal, State and County funds.

APPROPRIATION $28,821,193

Classification	EXPENDITURES				
	Actual Prior Year 1953-54	Actual Current Year To 12-1-54	Estimated Current Year 1954-55	Requested Fiscal Year 1955-56	Allowed Fiscal Year 1955-56
MAINTENANCE AND OPERATION					
Aid to Needy Children	$	$	$	$28,821,193	$28,821,193
Board and Care	1,367,297.38	459,214.56	1,385,963		
Household Cases	23,839,127.01	10,591,322.43	25,630,862		
TOTAL MAINTENANCE AND OPERATION	$25,206,424.39	$11,050,536.99	$27,016,825	$28,821,193	$28,821,193
Less Service Charges	1,084.82				
TOTAL AID TO NEEDY CHILDREN—NET	$25,205,339.57	$11,050,536.99	$27,016,825	$28,821,193	$28,821,193

Aid to Needy Blind

An appropriation for relief of needy blind persons who meet the requirements of the Federal Social Security Law and State regulations. The program, administered by the County, is supported from Federal, State and County Funds

APPROPRIATION $5,445,429

Classification	EXPENDITURES				
	Actual Prior Year 1953-54	Actual Current Year To 12-1-54	Estimated Current Year 1954-55	Requested Fiscal Year 1955-56	Allowed Fiscal Year 1955-56
MAINTENANCE AND OPERATION					
Cash Aid	$5,182,649.67	$2,189,665.47	$5,296,282	$5,445,429	$5,445,429

Aid to Partially Self-Supporting Blind

An appropriation for relief of blind persons who are engaged in a program to achieve self-support and who are eligible under the State law. The program, administered by the County, is supported from State and County funds.

APPROPRIATION $180,432

Classification	EXPENDITURES				
	Actual Prior Year 1953-54	Actual Current Year To 12-1-54	Estimated Current Year 1954-55	Requested Fiscal Year 1955-56	Allowed Fiscal Year 1955-56
MAINTENANCE AND OPERATION					
Cash Aid	$ 199,345.29	$ 76,549.87	$ 173,717	$ 180,432	$ 180,432

Old Age Assistance

An appropriation for the relief of needy aged persons eligible under the State and Federal law. The program, administered by the County, is financed from Federal, State and County funds.

APPROPRIATION $96,276,454

Classification	EXPENDITURES				
	Actual Prior Year 1953-54	Actual Current Year To 12-1-54	Estimated Current Year 1954-55	Requested Fiscal Year 1955-56	Allowed Fiscal Year 1955-56
MAINTENANCE AND OPERATION					
Cash Aid	$99,057,594.70	$40,679,980.26	$97,078,474	$96,856,097	$96,276,454

Public Welfare Commission

The Public Welfare Commission consists of nine citizens appointed by members of the Board of Supervisors. The Commission serves as both an agent of the State and of the Board of Supervisors. As an agent of the State Department of Social Welfare, its staff administers the inspection, licensing and supervision of boarding homes for children and aged where fifteen or less persons are receiving care. This program is paid for by the State. As an agent of the Board of Supervisors, the Commission inspects and reports conditions at County institutions, holds hearings and makes recommendations to the Board on applications to conduct dances, shows, operate billiard halls, and solicit funds for charity, in unincorporated areas.

APPROPRIATIONS $301,773

Classification	EXPENDITURES Actual Prior Year 1953-54	Actual Current Year To 12-1-54	Estimated Current Year 1954-55	Requested Fiscal Year 1955-56	Allowed Fiscal Year 1955-56
SALARIES AND WAGES	$ 251,614.05	$ 87,104.45	$ 263,600	$ 307,462	$ 304,186
Less Salary Savings				17,534	23,831
SALARIES AND WAGES—NET	$ 251,614.05	$ 87,104.45	$ 263,600	$ 289,928	$ 280,355
MAINTENANCE AND OPERATION					
Mechanical Service					
Auto Service	$ 547.33	$ 55.44	$ 600	$ 600	$ 600
Repairs and Minor Changes		294.31	295	200	200
Repairs — Operating Equipment	285.76	41.56	100	175	175
Stores Service					
Office Services	39.60	1.25	38	38	38
Office Supplies	1,488.28	640.86	1,608	1,750	1,750
Postage	1,330.00	290.00	2,003	2,003	1,850
Printing & Other Reproductive Supplies	19.14	358.64	359	200	200
Stationery and Forms	198.02	117.90	400	400	400
Central Duplicating Bureau					
Stationery and Forms	531.98	28.84	800	800	800
All Other					
Auto Mileage	9,485.30	3,616.03	11,310	12,722	12,460
Communication	2.26	1.41	2	5	5
Educational Services				20	20
Insurance—Auto Mileage	1,580.00	600.00	1,980	2,160	2,160
Office Services	12.96				
Office Supplies		48.86	49		
Subsistence and Care of Persons	25.25	31.50	75	100	100
Transportation—Local	81.26	54.54	60	75	75
Traveling Expense	139.20	26.00	26		
TOTAL MAINTENANCE AND OPERATION	$ 15,766.34	$ 6,207.14	$ 19,705	$ 21,248	$ 20,833
CAPITAL OUTLAY					
Equipment	$ 707.17	$	$ 391	$ 620	$ 585
1 Chair	$ 35				
4 Desks	260				
3 Filing Cabinets	240				
1 Table	50				
TOTAL PUBLIC WELFARE COMMISSION	$ 268,087.56	$ 93,311.59	$ 283,696	$ 311,796	$ 301,773

State Hospitals

Payments to the State of California for the care and maintenance of harmless and criminal insane persons from Los Angeles County who are committed to the various State hospitals by the courts. Mandatory.

APPROPRIATION $687,090

Classification	EXPENDITURES				
	Actual Prior Year 1953-54	Actual Current Year To 12-1-54	Estimated Current Year 1954-55	Requested Fiscal Year 1955-56	Allowed Fiscal Year 1955-56
MAINTENANCE AND OPERATION					
Various State Hospitals	$ 564,409.80	$ 188,827.76	$ 613,716	$ 687,090	$ 687,090

State Reform Schools

Payments to State of California for care and maintenance of persons from Los Angeles County who are committed to the Youth Authority for placement in correctional schools and camps under its jurisdiction. Mandatory.

APPROPRIATION $199,825

Classification	EXPENDITURES				
	Actual Prior Year 1953-54	Actual Current Year To 12-1-54	Estimated Current Year 1954-55	Requested Fiscal Year 1955-56	Allowed Fiscal Year 1955-56
MAINTENANCE AND OPERATION					
Youth Authority	$ 157,517.94	$ 44,291.14	$ 183,794	$ 218,400	$ 199,825

Mental Health Department

The function of the Office of Counselor in Mental Health is to carry out duties relative to the legal and administrative aspects of care of the mentally ill. Part of the budget is expended under order of the Judge of the Superior Court in providing care for patients in accordance with Sections 5076 and 5077 of the Welfare and Institutions Code.

APPROPRIATIONS $1,308,838

Classification	EXPENDITURES Actual Prior Year 1953-54	Actual Current Year To 12-1-54	Estimated Current Year 1954-55	Requested Fiscal Year 1955-56	Allowed Fiscal Year 1955-56
SALARIES AND WAGES	$	$ 54,206.72	$ 159,000	$ 228,950	$ 227,012
Less Salary Savings					25,873
SALARIES AND WAGES—NET	$	$ 54,206.72	$ 159,000	$ 228,950	$ 201,139
MAINTENANCE AND OPERATION					
Mechanical Service					
Auto Service	$	$ 85.10	$ 382	$ 369	$ 369
Repairs—Operating Equipment		4.62	132	150	150
Stores Service					
Office Services			50	50	50
Office Supplies		448.20	1,075	700	700
Postage			800	800	800
Printing & Other Reproductive Supplies			200	200	200
Stationery and Forms		165.57	800	1,700	1,700
Central Duplicating Bureau					
Stationery and Forms			400	400	400
All Other					
Auto Mileage		535.78	1,650	2,500	2,500
Board and Care	1,048,991.43	305,007.15	1,060,000	1,120,500	1,070,760
Communication	589.85	353.45	1,000	1,000	1,000
Furnishings and Household Supplies	.28		3		
Insurance—Auto Mileage		70.00	286	480	480
Medical, Surgical & Laboratory Supplies	8,803.94	3,996.29	12,500	12,500	12,500
Postage	2.88				
Professional and Expert Services	69.36	44.89	155	250	250
Rent—Motor Vehicles	2,121.00	239.00	700	700	700
Stationery and Forms		2.95	3		
Wearing Apparel	12,950.96	4,609.40	14,250	14,250	14,250
TOTAL MAINTENANCE AND OPERATION	**$1,073,529.70**	**$ 315,562.40**	**$1,094,386**	**$1,156,549**	**$1,106,809**
CAPITAL OUTLAY					
Equipment	$	$	$ 835	$ 2,290	$ 890
1 Desk $150					
4 Typewriters 740					
TOTAL MENTAL HEALTH DEPARTMENT	**$1,073,529.70**	**$ 369,769.12**	**$1,254,221**	**$1,387,789**	**$1,308,838**

California School for Deaf and Blind

Part of the school system of the state. Has for its object the education of the deaf and blind who, by reason of their infirmity, cannot be taught in the public schools. Located at Berkeley, California. Appropriation mandatory.

APPROPRIATIONS $2,125

Classification	EXPENDITURES Actual Prior Year 1953-54	Actual Current Year To 12-1-54	Estimated Current Year 1954-55	Requested Fiscal Year 1955-56	Allowed Fiscal Year 1955-56
MAINTENANCE AND OPERATION					
Cash Aid	$ 1,017.43	$	$ 2,125	$ 2,125	$ 2,125

Jail

Under supervision of the Sheriff, this division is responsible for the custody of prisoners while incarcerated in the main security jail and provides food, sanitation, medical treatment and other necessities for their health and welfare while so confined.

APPROPRIATIONS $2,023,810

Classification	EXPENDITURES Actual Prior Year 1953-54	Actual Current Year To 12-1-54	Estimated Current Year 1954-55	Requested Fiscal Year 1955-56	Allowed Fiscal Year 1955-56
SALARIES AND WAGES	$1,228,969.11	$ 407,112.07	$1,232,400	$1,414,585	$1,416,782
Deductions					
Salary Savings	$	$	$	$ 82,288	$ 151,136
Service Charges					21,540
Total Deductions	$	$	$	$ 82,288	$ 172,676
SALARIES AND WAGES—NET	$1,228,969.11	$ 407,112.07	$1,232,400	$1,332,297	$1,244,106
MAINTENANCE AND OPERATION					
Mechanical Service					
Auto Service	$ 936.33	$ 439.08	$ 1,200	$ 660	$ 660
Repairs and Minor Changes	4,918.66	332.49	1,000	1,000	1,000
Repairs—Operating Equipment	31,680.17	13,193.75	30,500	30,500	28,500
Stores Service					
Automotive Supplies	4.01				
Educational and Recreational Supplies	12.94				
Food and Provisions	387,870.85	154,054.62	430,000	449,252	424,727
Furnishings and Household Supplies	39,275.08	14,034.92	40,000	40,000	40,000
Laundry and Cleaning Supplies	15,251.69	5,919.60	15,000	15,000	15,000
Laundry, Cleaning and Waste Removal Services	68.25				
Medical, Surgical and Laboratory Supplies	16,404.20	9,171.70	25,000	27,000	27,000
Office Services	86.88	11.25	60	60	60
Office Supplies	785.10	1,431.83	2,500	2,000	2,000
Other Operating and Maintenance Supplies, N. O. C.	2,380.79	1,227.19	3,000	3,000	3,000
Postage	180.10	110.00	200	200	200
Printing and Other Reproductive Supplies	140.73	355.97	500	500	500
Rent—Special Equipment, N. O C.	64.00	30.00	72	72	72
Repairs—Operating Equipment	500.53				
Small Tools and Implements	183.57	124.01	200	470	470
Stationery and Forms	1,470.46	1,560.16	3,500	3,500	3,500
Subsistence and Care of Persons	37,918.85	18,051.61	40,000	60,000	54,510
Wearing Apparel	23,954.30	9,996.20	30,000	30,000	27,000

JAIL—Continued

Classification	EXPENDITURES Actual Prior Year 1953-54	Actual Current Year To 12-1-54	Estimated Current Year 1954-55	Requested Fiscal Year 1955-56	Allowed Fiscal Year 1955-56
MAINTENANCE AND OPERATION—Contd.					
Central Duplicating Bureau					
Stationery and Forms	1,697.60	913.15	1,800	1,800	1,800
All Other					
Analyzing, Testing & Weighing Services			1,000	1,200	1,200
Auto Mileage	2,236.57	1,093.20	2,500	3,000	2,500
Food and Provisions	107,095.07	48,595.45	116,000	118,109	118,109
Furnishings and Household Supplies			3,500	10,590	5,955
Insurance—Auto Mileage	225.00	80.00	240	300	240
Laundry, Cleaning and Waste Removal Services		330.00	1,100	1,320	1,320
Professional and Expert Services	1,777.49	1,540.89	3,500	3,500	3,500
Rent—Motor Vehicles	4,326.50	1,369.45	3,500	3,500	3,500
Subsistence and Care of Persons	1,061.40	474.10	1,287	1,287	1,287
TOTAL MAINTENANCE AND OPERATION	$ 682,507.12	$ 284,440.62	$ 757,159	$ 807,829	$ 767,610
Less Service Charges	244.86				
TOTAL MAINTENANCE AND OPERATION —NET	$ 682,262.26	$ 284,440.62	$ 757,159	$ 807,820	$ 767,610
CAPITAL OUTLAY					
Equipment	$ 16,528.43	$ 73.92	$ 26,440	$ 12,094	$ 12,094
2 Adding Machines	$ 875				
Books	50				
9 Chairs	480				
1 Clock, Time	175				
1 Couch	175				
2 Desks	250				
1 Dispenser, Coffee	150				
4 Fans, Electric	120				
21 Filing Cabinets	455				
1 File, Kardex	5,000				
20 Lights, Portable	250				
1 Marker, Linen	135				
1 Polisher, Floor	200				
2 Refrigerators	475				
1 Sewing Machine	350				
1 Spray Unit, complete	125				
1 Table	774				
1 Truck, Book	80				
4 Trucks, Mop	480				
7 Typewriters	1,345				
1 Vacuum Cleaner	125				
1 Wheeldex Cub	25				
TOTAL JAIL	$1,927,759.80	$ 691,626.61	$2,015,999	$2,152,211	$2,023,810

Jail Store

Under supervision of the Sheriff. Self-supporting. This division, operating in accordance with the Penal Code, purchases confectionery, tobacco and tobacco users' supplies, postage and writing materials, toilet articles and supplies, etc., for sale for cash to County Jail prisoners, and provides revenue to the County General Fund to offset County costs. Profits are deposited in an "Inmate Welfare Fund", kept in the treasury of the County, and are expended by the Sheriff solely for the benefit, education and welfare of the inmates confined within the County Jail.

Classification	EXPENDITURES				
	Actual Prior Year 1953-54	Actual Current Year To 12-1-54	Estimated Current Year 1954-55	Requested Fiscal Year 1955-56	Allowed Fiscal Year 1955-56
MAINTENANCE AND OPERATION					
From Contingent Revenue					
Merchandise	$ 306,881.97	$ 86,264.39	$ 300,000	$ 400,000	$ 400,000
Less Proceeds from Sales	346,555.36	119,374.55	300,000	400,000	400,000
TOTAL MAINTENANCE AND OPERATION	$Cr. 39,673.39	$Cr. 33,110.16	$	$	$
CAPITAL OUTLAY					
Equipment	$ 1,332.07	$	$	$	$
TOTAL JAIL STORE	$Cr. 38,341.32	$Cr. 33,110.16	$	$	$

Mira Loma Facility

Under supervision of the Sheriff. This unit of the Division of Corrections is an integral part of the County Jail and the Sheriff's correctional system, and has for its purpose the safe-keeping of those persons committed to the custody of the Sheriff under sentence by the Courts.

APPROPRIATIONS $965,579

Classification	Actual Prior Year 1953-54	Actual Current Year To 12-1-54	Estimated Current Year 1954-55	Requested Fiscal Year 1955-56	Allowed Fiscal Year 1955-56
	EXPENDITURES				
SALARIES AND WAGES	$ 273,708.13	$ 163,891.22	$ 551,200	$ 766,837	$ 691,347
Deductions					
Salary Savings	$	$	$	$ 63,176	$ 88,390
Service Charges					3,636
Total Deductions	$	$	$	$ 63,176	$ 92,026
SALARIES AND WAGES—NET	$ 273,708.13	$ 163,891.22	$ 551,200	$ 703,661	$ 599,321
MAINTENANCE AND OPERATION					
Mechanical Service					
Auto Service	$ 7,236.64	$ 5,502.94	$ 13,512	$ 33,657	$ 22,195
Repairs and Minor Changes	24,441.51	919.98	6,500	3,200	3,200
Repairs—Operating Equipment	2,395.09	559.59	8,000	7,000	7,000
Stores Service					
Agricultural, Botanical and Animal Supplies	740.83	74.98	500	1,000	1,000
Automotive Supplies	179.51	63.15	63		
Educational and Recreational Supplies	21.63			50	50
Food and Provisions	48,113.35	39,530.11	120,000	249,884	190,837
Fuel Supplies	13,542.94				
Furnishings and Household Supplies	24,665.53	4,821.38	18,000	66,020	35,580
Laundry and Cleaning Supplies	2,574.96	3,749.38	10,000	17,000	12,500
Laundry, Cleaning and Waste Removal Services	450.00	325.00	1,000	1,300	1,300
Medical, Surgical & Laboratory Supplies	6,966.79	3,066.22	8,000	15,000	9,085
Office Supplies	963.90	427.72	1,000	1,150	1,000
Other Operating and Maintenance Supplies, N. O. C.	5,170.80	1,584.31	12,500	6,000	6,000
Postage	25.00	19.00	55	55	55
Printing & Other Reproductive Supplies	122.62	26.56	200	200	200
Rent—Special Equipment, N. O. C.	46.33	35.00	84	84	84
Repairs and Minor Changes				1,500	1,500
Small Tools and Implements	2,711.63	539.84	2,500	1,000	1,000
Stationery and Forms	688.29	203.25	500	600	500
Wearing Apparel	13,547.80	5,476.37	17,000	30,900	18,140
Central Duplicating Bureau					
Stationery and Forms	50.25	44.71	200	200	200
All Other					
Analyzing, Testing & Weighing Services	69.99	316.08	1,000	1,000	1,000
Auto Mileage	97.20	227.69	1,000	1,000	1,000
Food and Provisions	8,156.80	14,357.70	33,000	37,633	35,515
Fuel Supplies	8.40				
Insurance—Auto Mileage	20.00	50.00	180	180	180
Other Operating and Maintenance Supplies, N. O. C.	62.32			6,600	6,600
Professional and Expert Services		67.50	200	200	200
Recreational Services				2,000	2,000
Rent—Motor Vehicles		295.00	1,400	1,400	1,400
Repairs and Minor Changes	310.97				
Wearing Apparel	7.91				
TOTAL MAINTENANCE AND OPERATION	$ 163,388.99	$ 82,283.46	$ 256,394	$ 485,813	$ 359,321

MIRA LOMA FACILITY—Continued

Classification	EXPENDITURES				
	Actual Prior Year 1953-54	Actual Current Year To 12-1-54	Estimated Current Year 1954-55	Requested Fiscal Year 1955-56	Allowed Fiscal Year 1955-56
MAINTENANCE AND OPERATION—Continued					
Deductions					
Service Charges	$ 2,306.15	$ 1,103.30	$ 2,000	$ 4,768	$ 2,650
Departmental Credits					6,600
Total Deductions	$ 2,306.15	$ 1,103.30	$ 2,000	$ 4,768	$ 9,250
TOTAL MAINTENANCE AND OPERATION—NET	$ 161,082.84	$ 81,180.16	$ 254,394	$ 481,045	$ 350,071
CAPITAL OUTLAY					
Equipment	$ 68,654.29	$ 560.08	$ 12,432	$ 39,496	$ 16,187
30 Beds	$1,650				
1 Cabinet, Boiler, Water Testing	80				
20 Chairs	500				
3 Clocks, Electric	27				
1 Counter	130				
30 Drawers, Chest	1,350				
1 Duplicating Machine	215				
1 Filing Cabinet	120				
1 Grinder, Bench	175				
1 Mixer, Cement	295				
12 Mowers, Lawn	360				
1 Public Address System	310				
1 Safe, Gun	1,086				
2 Sewing Machines	1,500				
1 Sharpener, Lawn Mower	275				
2 Stands, Typewriter	90				
63 Tables	6,600				
3 Tables, Laundry, Sorting	474				
1 Truck, Book	80				
4 Trucks, Mop	480				
2 Typewriters	390				
TOTAL MIRA LOMA FACILITY	$ 503,445.26	$ 245,631.46	$ 818,026	$1,224,202	$ 965,579

Women's Detention Unit No. 2

Under supervision of the Sheriff. This is a unit of the Jail Division and an integral part of the Sheriff's correctional system providing food, sanitation, medical treatment, and other necessities for women prisoners committed to the custody of the Sheriff under sentence of the Courts.

APPROPRIATIONS $396,715

Classification	EXPENDITURES Actual Prior Year 1953-54	Actual Current Year To 12-1-54	Estimated Current Year 1954-55	Requested Fiscal Year 1955-56	Allowed Fiscal Year 1955-56
SALARIES AND WAGES	$ 219,979.55	$ 92,977.39	$ 289,500	$ 337,935	$ 331,140
Less Salary Savings				22,387	39,464
SALARIES AND WAGES—NET	$ 219,979.55	$ 92,977.39	$ 289,500	$ 315,548	$ 291,676
MAINTENANCE AND OPERATION					
Mechanical Service					
Auto Service	$ 3,282.04	$ 1,397.02	$ 3,000	$ 4,328	$ 4,328
Repairs and Minor Changes	569.03	29.74	1,000	1,000	1,000
Repairs—Operating Equipment	1,782.47	683.10	1,500	1,500	1,500
Stores Service					
Automotive Supplies	9.27				
Educational and Recreational Supplies	6.45	11.30	50	50	50
Food and Provisions	31,376.45	21,189.59	60,000	66,811	64,633
Furnishings and Household Supplies	14,540.62	3,247.69	8,000	8,500	8,000
Laundry and Cleaning Supplies	585.68	1,033.81	2,400	3,050	3,050
Laundry, Cleaning and Waste Removal Services	87.00	60.00	144	744	744
Medical, Surgical & Laboratory Supplies	4,378.15	1,162.53	3,700	4,000	3,500
Office Services	5.06				
Office Supplies	1,129.45	231.25	450	450	450
Other Operating and Maintenance Supplies, N. O. C.	1,835.03	577.89	2,000	2,000	2,000
Postage			25	25	25
Printing & Other Reproductive Supplies	12.14		100	100	100
Rent—Special Equipment, N. O. C.	55.00	42.11	84	84	84
Repairs—Operating Equipment	15.92	4.60	5		
Small Tools and Implements	374.67	96.83	250	250	250
Stationery and Forms	86.34	165.76	200	150	150
Wearing Apparel	3,591.99	1,178.42	4,000	4,800	4,800
All Other					
Auto Mileage	170.49	49.36	200	360	360
Food and Provisions	3,598.76	2,434.50	5,900	5,919	5,919
Furnishings and Household Supplies			200	200	200
Insurance—Auto Mileage	50.00	25.00	60	120	120
Rent—Motor Vehicles	38.00		100	100	100
TOTAL MAINTENANCE AND OPERATION	$ 67,580.01	$ 33,620.50	$ 93,368	$ 104,541	$ 101,363
CAPITAL OUTLAY					
Equipment	$ 11,904.30	$	$ 3,150	$ 14,780	$ 3,676
5 Cabinets, Storage	$ 572				
4 Chairs	100				
1 Dryer, Laundry	1,649				
1 Extractor, Juice	25				
1 Filing Cabinet	95				
2 Lamps, Desk	40				
24 Stools	150				
1 Switch, Main	150				
5 Tables	135				
2 Trucks, Laundry	160				
2 Washing Machines	600				
TOTAL WOMEN'S DETENTION UNIT NO. 2	$ 299,463.86	$ 126,597.89	$ 386,018	$ 434,869	$ 396,715

Wayside Honor Rancho

Under supervision of the Sheriff. This unit of the Division of Corrections, designated as an integral part of the County Jail and the Sheriff's correctional system, has for its purpose the safe-keeping of those persons committed to the custody of the Sheriff under sentence by the Courts for misdemeanor offenses. A balanced program of work, education and recreation is provided. The work program consists of diversified farming and industrial projects. This budget provides for the operation of a rated 1200-bed institution, and is operated on three levels of security—Minimum, Medium and Maximum.

APPROPRIATIONS $1,254,821

Classification	EXPENDITURES Actual Prior Year 1953-54	Actual Current Year To 12-1-54	Estimated Current Year 1954-55	Requested Fiscal Year 1955-56	Allowed Fiscal Year 1955-56
SALARIES AND WAGES	$ 809,058.53	$ 279,001.46	$ 837,300	$ 986,620	$ 946,719
Deductions					
Salary Savings	$	$	$	$ 49,273	$ 83,024
Service Charges					19,296
Total Deductions	$	$	$	$ 49,273	$ 102,320
SALARIES AND WAGES—NET	$ 809,058.53	$ 279,001.46	$ 837,300	$ 937,347	$ 844,399
MAINTENANCE AND OPERATION					
Mechanical Service					
Auto Service	$ 28,213.86	$ 13,521.81	$ 34,000	$ 37,489	$ 36,489
Repairs and Minor Changes	4,349.91		7,000	3,500	3,500
Repairs — Operating Equipment	6,132.51	1,268.03	14,000	4,000	4,000
Stores Service					
Agricultural, Botanical & Animal Supplies	7,618.28	124.97	10,500	10,500	10,500
Analyzing, Testing and Weighing Services	1,961.30	217.80	600	600	600
Automotive Supplies	3,496.80	1,568.03	3,500	3,500	3,500
Educational and Recreational Supplies	107.80	5.20	150	150	150
Feed and Forage for Animals	21,994.60	5,594.61	35,000	38,970	38,970
Food and Provisions	246,429.65	92,026.42	260,000	284,876	269,170
Fuel Supplies	60.39	17.90	100	100	100
Furnishings and Household Supplies	17,186.17	7,651.85	18,500	20,000	18,000
Laundry and Cleaning Supplies	11,031.78	6,260.52	14,000	15,000	12,100
Laundry, Cleaning and Waste Removal Services	24,318.76	9,507.51	24,000	24,300	24,300
Medical, Surgical and Laboratory Supplies	4,827.86	2,332.64	6,000	6,000	5,000
Office Services	25.85	17.00	25	25	25
Office Supplies	1,141.92	497.20	1,200	1,200	1,100
Other Operating and Maintenance Supplies, N. O. C.	36,408.21	12,603.38	24,000	14,100	13,100
Postage	22.00	15.00	30	30	30
Printing & Other Reproductive Supplies	326.58	75.82	350	350	350
Professional and Expert Services	4,475.29	2,408.89	6,000	6,000	6,000
Repairs and Minor Changes				6,500	6,500
Repairs—Operating Equipment	528.28	159.13	500	4,500	4,500
Small Tools and Implements	4,898.64	2,545.86	5,000	2,000	1,500
Stationery and Forms	110.61	52.72	200	200	200
Subsistence and Care of Animals	652.25	80.00	300	300	
Wearing Apparel	37,475.82	11,929.06	41,000	42,250	42,250
Central Duplicating Bureau					
Stationery and Forms	38.92		250	250	250
All Other					
Auto Mileage	6,332.31	2,937.28	7,000	7,500	6,500
Communication	273.98	103.73	300	300	300
Feed and Forage for Animals	46,637.49	16,736.40	35,000	40,600	40,600
Food and Provisions	117,032.64	52,703.30	106,000	115,737	115,737
Furnishings and Household Supplies			500	500	500
Heat, Light and Power Services	42.95	42.95	43	43	43
Insurance—Auto Mileage	670.00	305.00	840	960	900

WAYSIDE HONOR RANCHO—Continued

Classification	EXPENDITURES				
	Actual Prior Year 1953-54	Actual Current Year To 12-1-54	Estimated Current Year 1954-55	Requested Fiscal Year 1955-56	Allowed Fiscal Year 1955-56
MAINTENANCE AND OPERATION—Continued					
All Other—Continued					
Other Operating and Maintenance Supplies, N. O. C.	57.64				
Professional and Expert Services	225.06	91.00	200	200	200
Recreational Services	2,000.00	1,250.00	3,000	4,000	4,000
Rent—Motor Vehicles	294.50	133.50	600	600	300
Repairs and Minor Changes	9,126.44				
Repairs and Minor Changes—Non-Structural Improvements				1,812	1,812
Repairs—Operating Equipment		106.60	107		
Special Services	3,419.41	900.47	7,320	7,520	7,520
Subsistence and Care of Persons	91.41	38.24	100	100	100
Total	$ 650,037.87	$ 245,829.82	$ 667,215	$ 706,562	$ 680,696
Bakery Division					
Food and Provisions	$ 59,299.23	$ 24,364.28	$ 63,210	$ 71,543	$ 70,530
Less Service Charges for—					
Acton Camp	$ 4,763.33	$ 2,400.00	$ 5,760	$ 5,760	$ 5,760
Biscailuz Center	3,841.08	1,452.00	3,500	3,985	3,985
County Jail	62,941.92	25,958.40	64,000	64,451	64,451
Forester and Fire Warden (Special)	28.50				
Mira Loma Facility	3,475.76	4,137.60	10,500	19,293	17,175
Probation—Camp No. 4	2,292.43	1,020.80	2,400	3,000	3,000
Warm Springs Camp	3,642.96	1,363.20	3,092	4,299	4,299
Wayside Honor Rancho	40,051.86	17,335.44	41,000	42,141	42,141
Women's Detention Unit No. 2	1,681.68	1,521.60	3,600	3,922	3,922
Total Service Charges	$ 122,719.52	$ 55,189.04	$ 133,852	$ 146,851	$ 144,733
Total Bakery Division	$Cr. 63,420.29	$Cr. 30,824.76	$Cr. 70,642	$Cr. 75,308	$Cr. 74,203
TOTAL MAINTENANCE AND OPERATION	$ 586,617.58	$ 215,005.06	$ 596,573	$ 631,254	$ 606,493
Deductions:					
Departmental Credits	$ 123,618.27	$ 52,104.26	$ 100,000	$ 114,196	$ 114,196
Service Charges	73,779.64	43,280.80	90,000	101,529	101,529
Total Deductions	$ 197,397.91	$ 95,385.06	$ 190,000	$ 215,725	$ 215,725
TOTAL MAINTENANCE AND OPERATION—NET	$ 389,219.67	$ 119,620.00	$ 406,573	$ 415,529	$ 390,768

WAYSIDE HONOR RANCHO—Continued

Classification		EXPENDITURES Actual Prior Year 1953-54	Actual Current Year To 12-1-54	Estimated Current Year 1954-55	Requested Fiscal Year 1955-56	Allowed Fiscal Year 1955-56
CAPITAL OUTLAY						
Equipment		$ 17,472.97	$ 722.12	$ 21,594	$ 38,407	$ 19,654
1 Bin, Storage	$ 612					
3 Boars	210					
1 Cultivator	50					
1 Dishwasher	2,500					
2 Fans, Electric	60					
4 Feeders, Hog	300					
1 Filing Cabinet	95					
1 Harrow, Tine, Flexible	115					
1 Ice Machine	1,478					
3 Mowers, Lawn	90					
1 Scale, Platform	875					
1 Scraper, Carry-all	2,500					
2 Sinks	1,811					
1 Sled, Vegetable Planting	200					
1 Spreader, Manure	650					
1 Sterilizer and Rinser	275					
1 Sterilizer, Cabinet Type	514					
2 Tables	338					
1 Tank, Wash	371					
2 Tractors	3,800					
1 Truck, Hand	35					
5 Tubs, Steep	375					
1 Urn, Coffee	960					
1 Vacuum Pump	510					
2 Wagons, Farm	630					
3 Water Circulating Units	300					
TOTAL WAYSIDE HONOR RANCHO		**$1,215,751.17**	**$ 399,343.58**	**$1,265.467**	**$1,391,283**	**$1,254,821**

Detention Camps

Under supervision of the Sheriff. This unit of the Division of Corrections is designated as an integral part of the County Jail and the Sheriff's correctional system. These units were established for the purpose of providing useful employment of prisoners remanded to the custody of the Sheriff under conviction of misdemeanors by the Courts. Employment consists of building and maintaining mountain roads and trails. This appropriation provides for salaries and wages, including meals and maintenance, of Sheriff's personnel, serving as combined custodial and care and treatment officers.

APPROPRIATIONS $81,083

Classification	EXPENDITURES Actual Prior Year 1953-54	Actual Current Year To 12-1-54	Estimated Current Year 1954-55	Requested Fiscal Year 1955-56	Allowed Fiscal Year 1955-56
SALARIES AND WAGES	$ 74,230.43	$ 30,885.15	$ 72,000	$ 157,848	$ 157,848
Deductions:					
Salary Savings	$	$	$	$	$ 7,838
Service Charges				80,064	76,461
Total Deductions	$	$	$	$ 80,064	$ 84,299
SALARIES AND WAGES—NET	$ 74,230.43	$ 30,885.15	$ 72,000	$ 77,784	$ 73,549
MAINTENANCE AND OPERATION					
Special Services	$ 16,498.04	$ 6,622.50	$ 17,368	$ 20,163	$ 18,120
Less Service Charges	9,323.76	3,833.03	9,804	11,089	10,586
TOTAL MAINTENANCE AND OPERATION —NET	$ 7,174.28	$ 2,789.47	$ 7,564	$ 9,074	$ 7,534
TOTAL DETENTION CAMPS	$ 81,404.71	$ 33,674.62	$ 79,564	$ 86,858	$ 81,083

Wages to Prisoners

Wages paid to men in the County Jail and road camp, in accordance with the Penal Code, found guilty of failure to provide. The wage is for child or wife support and is paid directly to the wife, guardian, custodian, organization, or individual appointed by Court as Trustee, under the supervision of the Probation Department.

APPROPRIATION $1,000

Classification	EXPENDITURES Actual Prior Year 1953-54	Actual Current Year To 12-1-54	Estimated Current Year 1954-55	Requested Fiscal Year 1955-56	Allowed Fiscal Year 1955-56
MAINTENANCE AND OPERATION					
Financial Aid to Dependent Families	$ 87,258.77	$ 17,736.60	$ 102,000	$ 108,000	$ 106,000
Less Service Charges	87,260.77	17,562.18	101,000	105,000	105,000
TOTAL WAGES TO PRISONERS—NET	$Cr. 2.00	$ 174.42	$ 1,000	$ 3,000	$ 1,000

Juvenile Hall

Under the direction of the Los Angeles County Probation Committee, Juvenile Hall is maintained in accordance with the Welfare and Institutions Code, to provide temporary care for delinquent and neglected children who must be held in custody pending disposition of their cases in the Juvenile Court. Non-delinquent children are kept separate from the delinquent group.

APPROPRIATIONS $1,779,694

Classification	EXPENDITURES Actual Prior Year 1953-54	Actual Current Year To 12-1-54	Estimated Current Year 1954-55	Requested Fiscal Year 1955-56	Allowed Fiscal Year 1955-56
SALARIES AND WAGES	$ 920,295.79	$ 408,486.48	$1,265,400	$1,710,422	$1,655,776
Less Salary Savings				101,710	231,639
SALARIES AND WAGES—NET	$ 920,295.79	$ 408,486.48	$1,265,400	$1,608,712	$1,424,137
MAINTENANCE AND OPERATION					
Mechanical Service					
Auto Service	$ 1,022.00	$ 253.23	$ 1,040	$ 1,302	$ 1,149
Repairs and Minor Changes	396.63		243		
Repairs — Operating Equipment	426.78	140.94	550	720	600
Stores Service					
Educational and Recreational Supplies	2,157.88	1,119.69	4,100	4,164	4,164
Educational Services	299.30	95.40	561	780	780
Food and Provisions	88,898.65	29,460.42	123,789	166,687	166,687
Furnishings & Household Supplies	33,289.05	5,409.34	24,138	17,789	17,229
Inventory	Cr. 2,865.52				
Laundry and Cleaning Supplies	4,758.37	2,438.22	5,797	6,720	6,720
Laundry, Cleaning and Waste Removal Services	210.00	58.00	497	1,200	1,200
Medical, Surgical and Laboratory Supplies	2,487.37	1,092.35	3,310	4,110	4,110
Office Services	35.34	2.00	40	50	50
Office Supplies	931.04	570.04	2,012	1,800	1,600
Other Operating and Maintenance Supplies, N. O. C.	4,490.15	1,400.07	5,500	6,000	6,000
Postage	401.00	162.00	581	581	534
Printing and Other Reproductive Supplies	734.11	369.77	1,344	1,300	1,300
Rent—Special Equipment, N. O. C.	161.00	20.00	20		
Repairs—Operating Equipment	269.23	100.28	240	200	200
Reports and Bulletins—Departmental	150.31	158.71	160	200	200
Small Tools and Implements	357.82	218.08	510	780	780
Stationery and Forms	1,258.73	1,251.29	3,600	3,600	3,600
Wearing Apparel	21,124.46	3,690.35	24,586	27,080	27,080
Central Duplicating Bureau					
Stationery and Forms	196.65	282.52	946	946	700
All Other					
Auto Mileage	1,011.76	85.28	500	600	500
Board and Care	1,939.79	3,917.78	19,269	24,000	20,000
Communication	8,693.52	5,425.47	18,150	19,200	19,200
Furnishings and Household Supplies		111.80	112	200	200
Inspection and Regulation Service	3.00		10	24	
Insurance—Auto Mileage	140.00	20.00	60	180	180
Laundry, Cleaning and Waste Removal Services	8,451.21	1,999.59	11,150	19,303	19,303
Medical, Surgical and Laboratory Supplies	1,084.73	399.38	1,481	1,803	1,600

JUVENILE HALL—Continued

Classification	Actual Prior Year 1953-54	Actual Current Year To 12-1-54	Estimated Current Year 1954-55	Requested Fiscal Year 1955-56	Allowed Fiscal Year 1955-56
		EXPENDITURES			
MAINTENANCE AND OPERATION—Continued					
All Other—Continued					
Office Services	68.81		50	100	100
Professional & Expert Services	7,102.15	1,836.16	8,439	11,832	11,832
Recreational Services	4,550.29	1,062.03	4,617	7,376	4,942
Repairs—Operating Equipment			50		
Stationery and Forms	7.36				
Subsistence and Care of Persons	5,178.30				
Traveling Expense	570.65	39.28	550	550	550
TOTAL MAINTENANCE AND OPERATION	$ 199,991.92	$ 63,189.47	$ 268,002	$ 331,177	$ 323,090
Less Service Charges	278.35		600	600	600
TOTAL MAINTENANCE AND OPERATION—NET	$ 199,713.57	$ 63,189.47	$ 267,402	$ 330,577	$ 322,490
CAPITAL OUTLAY					
Equipment	$ 2,082.26	$ 5.25	$ 4,229	$ 41,637	$ 33,067
1 Audiometer	$ 500				
1 Backstop, Baseball	288				
80 Beds, Security Type	1,760				
1 Bell System	675				
6 Benches, Wood	330				
Books	100				
100 Chairs	1,200				
8 Clocks, Electric	72				
1 Cloth Cutting Machine	255				
261 Desks	12,460				
2 Dictating Machines, Dictator	900				
1 Dictating Machine, Transcriber	375				
1 Drill, Electric	60				
1 Dryer, Hair, Electric	98				
15 Fans, Electric	450				
5 Filing Cabinets	420				
3 Floor Machines	750				
11 Food Containers, Vacuum	555				
1 Hood and Exhaust Fan	1,978				
36 Lockers, Metal	864				
1 Marker, Linen	198				
1 Monitoring System	2,670				
1 Planer-Jointer	255				
2 Refrigerators	330				
1 Scale, Hospital	90				
15 Settees	825				
1 Sink and Drain	529				
69 Tables	2,429				
4 Trucks	466				
1 Typewriter	185				
1 Water Heater	1,000				
TOTAL JUVENILE HALL	$1,122,091.62	$ 471,681.20	$1,537,031	$1,980,926	$1,779,694

Probation Department

Investigates all juvenile cases and supervises all juvenile court wards; investigates all applications for adult probation in the Superior Courts and supervises all probationers; acts as Court trustee and collects moneys paid in for fines, restitutions and reimbursement.

APPROPRIATIONS $4,240,821

Classification	Actual Prior Year 1953-54	Actual Current Year To 12-1-54	Estimated Current Year 1954-55	Requested Fiscal Year 1955-56	Allowed Fiscal Year 1955-56
			EXPENDITURES		
SALARIES AND WAGES	$2,981,535.68	$1,040,528.83	$3,154,300	$4,380,294	$3,980,112
Deductions					
Salary Savings	$	$	$	$ 336,491	$ 388,339
Service Charges				3,500	3,500
Total Deductions	$	$	$	$ 339,991	$ 391,839
SALARIES AND WAGES—NET	$2,981,535.68	$1,040,528.83	$3,154,300	$4,040,303	$3,588,273
MAINTENANCE AND OPERATION					
Mechanical Service					
Auto Service	$ 11,112.79	$ 3,064.91	$ 11,200	$ 15,540	$ 13,000
Rent—Office Equipment	24.00				
Repairs and Minor Changes	4,208.87	1,871.31	5,900	7,000	6,500
Repairs — Operating Equipment	7,358.10	1,568.26	7,500	11,000	8,550
Stores Service					
Agricultural, Botanical & Animal Supplies	197.06		250	3,475	775
Educational & Recreational Supplies	2,904.31	992.49	3,680	4,350	3,400
Educational Services	884.48	327.40	1,000	1,000	1,000
Food and Provisions	137,139.47	41,273.22	140,000	166,882	141,217
Fuel Supplies	7,340.70				
Furnishings and Household Supplies	22,514.72	4,274.17	20,000	34,921	19,600
Inventory	Cr. 9,938.98				
Laundry and Cleaning Supplies	3,758.67	768.55	4,130	4,550	4,300
Laundry, Cleaning & Waste Removal Services	8,743.47	2,792.99	12,000	21,300	17,000
Medical, Surgical & Laboratory Supplies	4,072.09	791.08	3,175	3,400	3,200
Office Services	719.99	243.95	1,100	7,600	1,000
Office Supplies	20,595.98	7,921.93	21,000	27,660	20,000
Other Operating and Maint. Supplies N. O. C.	7,816.75	2,672.08	7,400	8,700	7,900
Postage	8,100.00	3,463.78	12,000	15,500	12,000
Printing & Other Reproductive Supplies	53.66	1.79	2	1,250	1,250
Rent—Office Equipment	3,184.00		1,250	1,920	1,920
Rent—Special Equipment N. O. C.	92.75	406.40	407		
Repairs—Operating Equipment	652.70				
Reporting and Transcribing	2,906.90	1,184.50	4,000	4,000	4,000
Reports and Bulletins—Departmental			750	750	750
Small Tools and Implements	2,673.75	1,040.27	1,300	2,600	1,500
Stationery and Forms	18,124.56	3,811.55	15,000	17,500	15,000
Wearing Apparel	29,056.22	12,230.95	35,000	44,400	33,800
Central Duplicating Bureau					
Stationery and Forms	4,549.35	1,079.68	4,500	4,500	4,500
All Other					
Agricultural, Botanical & Animal Supplies	23.85	476.48	569	1,050	100
Auto Mileage	119,550.61	35,287.42	125,000	158,200	135,000
Cash Aid	10.00	20.00	20		
Communication	4,760.62	888.63	3,000	4,800	4,800
Compensation to Juvenile Delinquents	39,541.39	10,086.50	42,000	48,395	44,500
Educational Services	900.00		1,200	1,500	1,500
Food and Provisions	12,742.76	4,026.13	12,700	13,700	13,700
Furnishings and Household Supplies	81.55				
Insurance—Auto Mileage	19,890.00	6,560.00	21,000	27,300	24,600
Laundry, Cleaning and Waste Removal Services	1,971.15	996.10	2,800	3,500	3,500

PROBATION DEPARTMENT—Continued

Classification	EXPENDITURES Actual Prior Year 1953-54	Actual Current Year To 12-1-54	Estimated Current Year 1954-55	Requested Fiscal Year 1955-56	Allowed Fiscal Year 1955-56
MAINTENANCE AND OPERATION—Continued					
All Other—Continued					
Medical, Surgical & Laboratory Supplies	25.19				
Office Services	1,065.06	234.56	2,200	8,170	8,170
Other Operating and Maintenance Supplies, N. O. C.	215.13	61.73	62		
Postage	4,266.41	1,291.72	4,500	4,800	4,500
Professional and Expert Services	8,854.19	3,406.35	15,000	16,362	16,362
Public Office and Court Service	54.55				
Rent—Land	100.00		100	100	100
Repairs and Minor Changes	284.86		1,000	1,000	500
Repairs—Operating Equipment	812.54	192.28	1,000	2,200	2,200
Special Services	25.05	37.14	38		
Stationery and Forms	37.18				
Storage—Motor Vehicles	1.00				
Subsistence and Care of Persons	50.50	74.00	74		
Transportation—Legal Residence	1,005.71	165.80	166		
Transportation—Local	2 312.92	710.80	3,600	4,600	3,600
Transportation Services	1.56				
Traveling Expense	3,896.38	838.39	3,500	6,470	6,070
Wearing Apparel	7.50				
TOTAL MAINTENANCE AND OPERATION	**$ 521,334.02**	**$ 157,135.29**	**$ 552,073**	**$ 711,945**	**$ 591,364**
Less Service Charges	$ 24,227.17	$	$ 33,000	$ 39,395	$ 35,300
TOTAL MAINTENANCE AND OPERATION—NET	**$ 497,106.85**	**$ 157,135.29**	**$ 519,073**	**$ 672,550**	**$ 556,064**
CAPITAL OUTLAY					
Equipment	**$ 43,020.45**	**$ 11,035.94**	**$ 77,454**	**$ 171,810**	**$ 96,484**
4 Air Coolers	$ 800				
19 Beds	540				
10 Bins, Vegetable	250				
5 Blackboards	200				
12 Bookcase—Bases	108				
24 Bookcase—Sections	480				
12 Bookcase—Tops	108				
Books	540				
15 Cabinets, Pigeonhole	750				
10 Cabinets, Stationery	500				
4 Cabinets, Supply	400				
2 Calculating Machines, Printing	1,600				
409 Chairs	10,855				
19 Clocks, Electric	171				
1 Compressor Unit	375				
4 Costumers	80				
1 Counter, Cashier	474				
112 Desks	11,190				
65 Dictating Machines, Dictator	29,250				
17 Dictating Machines, Transcriber	6,375				
20 Dressers	1,200				
35 Fans, Electric	1,050				
71 Filing Cabinets	5,100				
5 Heaters, Electric	200				
1 Jig Saw, Magnetic	25				
6 Lamps, Floor	150				
17 Lockers	1,275				
3 Mangles	450				
3 Microphones, Portable	90				
1 Mixer, Electric	400				
1 Motor, Electric	75				
12 Mowers, Lawn, Hand	360				

PROBATION DEPARTMENT—Continued

Classification		EXPENDITURES Actual Prior Year 1953-54	Actual Current Year To 12-1-54	Estimated Current Year 1954-55	Requested Fiscal Year 1955-56	Allowed Fiscal Year 1955-56
CAPITAL OUTLAY—Continued						
Equipment—Continued						
1 Phonograph, Public Address System	200					
2 Pianos, w/Bench	500					
1 Projector, Slide	125					
1 Projector, Motion Picture, Sound	525					
2 Record Players	200					
1 Recorder, Tape	325					
2 Saws, Skill	200					
1 Scale, Medical	100					
1 Screen, Motion Picture	75					
5 Sewing Machines	1,000					
2 Slicers, Electric	450					
1 Splicer, Film	25					
7 Stands	278					
1 Stand, Adding Machine	50					
5 Stools	100					
87 Tables	2,475					
3 Tables, Ping Pong	225					
2 Tables, Pool	200					
3 Television Sets	450					
12 Time Stamps, Electric	1,920					
38 Typewriters	10,390					
3 Vacuum Cleaners	225					
2 Washing Machines	600					
3 Waxers and Floor Polishers	300					
1 Welding Outfit, Acetylene	125					
TOTAL PROBATION DEPARTMENT		$3,521,662.98	$1,208,700.06	$3,750,827	$4,884,663	$4,240,821

Care of Juvenile Court Wards

Expenditures for the care of juvenile court wards placed in boarding homes and private institutions on court order. Mandatory under provisions of the Welfare and Institutions Code.

APPROPRIATION $1,290,101

Classification	EXPENDITURES Actual Prior Year 1953-54	Actual Current Year To 12-1-54	Estimated Current Year 1954-55	Requested Fiscal Year 1955-56	Allowed Fiscal Year 1955-56
MAINTENANCE AND OPERATION					
Board and Care	$1,123,776.58	$ 362,422.17	$1,237,000	$1,313,270	$1,290,101

Biscailuz Center

Under supervision of the Sheriff. This unit of the Division of Corrections, designated as an integral part of the County Jail and the Sheriff's correctional system, has for its purpose the detention, in the Juvenile Facility, of juveniles, 16 to 18 years of age, pending court trial, and provides a balanced program of work, recreation and education, while so detained.

The Adult Facility has for its purpose the housing and safekeeping of adult inmates, and in addition provides care and treatment program and work and maintenance projects under the technical supervision of the Engineer and Surveyor and/or Mechanical Departments.

APPROPRIATIONS $327,631

Classification	EXPENDITURES Actual Prior Year 1953-54	Actual Current Year To 12-1-54	Estimated Current Year 1954-55	Requested Fiscal Year 1955-56	Allowed Fiscal Year 1955-56
SALARIES AND WAGES	$ 263,586.03	$ 87,054.42	$ 266,600	$ 299,325	$ 292,785
Less Salary Savings				14,243	23,423
SALARIES AND WAGES—NET	$ 263,586.03	$ 87,054.42	$ 266,600	$ 285,082	$ 269,362
MAINTENANCE AND OPERATION					
Mechanical Service					
Auto Service	$ 553.42	$ 334.01	$ 900	$ 1,010	$ 900
Repairs and Minor Changes	38.99	55.12	500	500	500
Repairs — Operating Equipment	1,327.98	85.90	1,000	1,000	1,000
Stores Service					
Agricultural, Botanical and Animal Supplies	25.45	17.61	50	50	50
Educational and Recreational Supplies	41.88	26.17	40	40	40
Food and Provisions	35,635.68	11,131.23	30,000	38,774	35,529
Furnishings and Household Supplies	1,811.04	1,390.02	2,000	2,000	1,800
Laundry and Cleaning Supplies	1,666.66	876.85	1,700	1,700	1,600
Laundry, Cleaning and Waste Removal Services	2,294.32	997.72	2,500	2,620	2,620
Medical, Surgical & Laboratory Supplies	302.45	173.04	350	350	350
Office Supplies	102.63	80.31	125	125	125
Other Operating and Maintenance Supplies, N. O. C.	865.53	432.79	1,000	1,000	1,000
Postage			10	10	10
Printing and Other Reproductive Supplies	65.91	85.85	100	100	100
Rent—Special Equipment, N. O. C.	76.00	37.81	84	84	84
Small Tools and Implements	86.44	111.38	150	150	150
Special Services	475.66				
Stationery and Forms	122.79	68.29	100	100	100
Wearing Apparel	4,612.31	1,006.86	4,960	4,960	4,805
Central Duplicating Bureau					
Stationery and Forms	11.37		50	50	50
All Other					
Auto Mileage	124.72	36.64	150	150	150
Food and Provisions	5,894.24	2,538.68	6,000	5,982	5,982
Furnishings and Household Supplies			200	200	200
Insurance—Auto Mileage	55.00	25.00	60	60	60
Rent—Motor Vehicles		30.00	100	100	100
Repairs—Operating Equipment	19.09				
Special Services	151.56		2,010	750	750
TOTAL MAINTENANCE AND OPERATION	$ 56,361.12	$ 19,541.28	$ 54,139	$ 61,865	$ 58,055
Less Service Charges	2.75	2.20	3		
TOTAL MAINTENANCE AND OPERATION —NET	$ 56,358.37	$ 19,539.08	$ 54,136	$ 61,865	$ 58,055

BISCAILUZ CENTER—Continued

Classification	EXPENDITURES				
	Actual Prior Year 1953-54	Actual Current Year To 12-1-54	Estimated Current Year 1954-55	Requested Fiscal Year 1955-56	Allowed Fiscal Year 1955-56
CAPITAL OUTLAY					
Equipment	$ 6,698.51	$ 318.58	$ 5,714	$ 934	$ 214
4 Fans, Electric $ 54					
2 Filing Cabinets 140					
1 Heater, Electric 20					
TOTAL BISCAILUZ CENTER	$ 326,642.91	$ 106,912.08	$ 326,450	$ 347,881	$ 327,631

Youth Committee

A co-ordinating body empowered to make continuing studies of all problems concerning the youth of the county, devise ways and means of dealing with such problems, and recommend action to promote the best welfare of youth. Membership, specified by Ordinance #4418 includes county and city officials whose duties involve youth and representatives of private youth welfare agencies. This appropriation covers expenses of the Executive Secretary and staff of the committee.

APPROPRIATIONS $25,754

Classification	EXPENDITURES Actual Prior Year 1953-54	Actual Current Year To 12-1-54	Estimated Current Year 1954-55	Requested Fiscal Year 1955-56	Allowed Fiscal Year 1955-56
SALARIES AND WAGES	$ 22,977.84	$ 7,542.48	$ 22,600	$ 25,320	$ 23,192
Less Salary Savings				624	222
SALARIES AND WAGES—NET	$ 22,977.84	$ 7,542.48	$ 22,600	$ 24,696	$ 22,970
MAINTENANCE AND OPERATION					
Mechanical Service					
Auto Service	$ 219.00	$ 19.90	$ 225	$ 250	$ 234
Rent—Office Equipment	5.50				
Repairs and Minor Changes	61.16		50	50	40
Repairs — Operating Equipment	30.29	3.08	4	50	40
Stores Service					
Furnishings and Household Supplies	2.79		10	10	5
Office Services	58.69	46.10	65	75	65
Office Supplies	219.77	43.72	225	250	250
Other Operating and Maintenance Supplies, N. O. C.		1.28	2		
Postage	131.00	53.00	200	200	175
Printing & Other Reproductive Supplies	231.02	71.86	225	425	250
Small Tools and Implements		.38	1		
Stationery and Forms	97.34	13.24	90	125	125
Central Duplicating Bureau					
Stationery and Forms	337.97	186.85	350	350	350
All Other					
Auto Mileage	403.11	113.84	400	450	450
Insurance—Auto Mileage	60.00	20.00	60	60	60
Office Services	78.46	22.70	75	75	75
Postage	.39				
Transportation—Local	29.20	10.00	40	45	45
Traveling Expense	223.25	392.90	600	500	500
TOTAL MAINTENANCE AND OPERATION	$ 2,188.94	$ 998.85	$ 2,622	$ 2,915	$ 2,664
CAPITAL OUTLAY					
Equipment	$ 37.08	$ 146.59	$ 420	$ 805	$ 120
Books $ 65					
1 Lamp, Floor 35					
1 Rack 20					
TOTAL YOUTH COMMITTEE	$ 25,203.86	$ 8,687.92	$ 25,642	$ 28,416	$ 25,754

Education

(Except Schools)

Total Appropriations **$2,747,656**

Superintendent of Schools

Appointive. The Superintendent of Schools budget is for the provision of supplies, equipment and salaries of staff necessitated in the Superintendent's supervision of the educational and financial work of schools, as prescribed by law.

APPROPRIATIONS $360,851

Classification	EXPENDITURES Actual Prior Year 1953-54	Actual Current Year To 12-1-54	Estimated Current Year 1954-55	Requested Fiscal Year 1955-56	Allowed Fiscal Year 1955-56
SALARIES AND WAGES	$ 230,854.93	$ 80,111.40	$ 235,600	$ 275,543	$ 266,593
Deductions					
Salary Savings	$	$	$	$ 6,379	$ 28,375
Service Charges				2,400	2,400
Total Deductions	$	$	$	$ 8,779	$ 30,775
SALARIES AND WAGES—NET	$ 230,854.93	$ 80,111.40	$ 235,600	$ 266,764	$ 235,818
MAINTENANCE AND OPERATION					
Mechanical Service					
Auto Service	$ 1,401.68	$ 313.58	$ 1,450	$ 1,595	$ 1,430
Repairs and Minor Changes	17.32		20	20	20
Repairs — Operating Equipment	768.00	230.60	480	700	300
Stores Service					
Advertising Services	441.70		250	600	600
Medical, Surgical and Laboratory Supplies	8.95				
Office Services	420.39	163.46	400	500	500
Office Supplies	404.21	94.56	550	550	500
Other Operating & Maintenance Supplies, N. O. C.	11.47	155.18	156	40	40
Postage	2,808.00	1,099.00	3,075	3,500	3,200
Printing & Other Reproductive Supplies	332.91	251.28	596	650	550
Repairs—Operating Equipment	25.00		80	100	100
Reports and Bulletins—Departmental	2,125.23		2,500	2,500	2,500
Stationery and Forms	4,782.74	152.06	2,000	2,000	2,000
Central Duplicating Bureau					
Stationery and Forms	1,519.11	96.97	900	1,000	900
All Other					
Auto Mileage	1,427.49	275.79	1,200	2,000	1,500
Communication	320.33	82.98	300	400	300
Compensation of Election Officers	9,639.59		178	10,000	10,000
Insurance—Auto Mileage	165.00	40.00	180	300	240
Laundry, Cleaning and Waste Removal Services	320.50				
Office Services	120.64	1.84	50	50	50
Postage	2,207.99	6.67	40	40	40
Rent—Buildings and Offices	570.00				
Special Services	87,201.57		92,979	95,496	95,496
Storage—Motor Vehicles	4.50		10	10	10
Subsistence and Care of Persons	30.00				
Transportation—Local	69.00	25.00	100	100	100
Transportation Services	31.77	15.40	50	50	50
Traveling Expense	979.39		800	1,000	1,000
TOTAL MAINTENANCE AND OPERATION	$ 118,154.48	$ 3,004.37	$ 108,344	$ 123,201	$ 121,426
Less Service Charges	142.63				
TOTAL MAINTENANCE AND OPERATION —NET	$ 118,011.85	$ 3,004.37	$ 108,344	$ 123,201	$ 121,426

SUPERINTENDENT OF SCHOOLS—Continued

Classification		EXPENDITURES Actual Prior Year 1953-54	Actual Current Year To 12-1-54	Estimated Current Year 1954-55	Requested Fiscal Year 1955-56	Allowed Fiscal Year 1955-56
CAPITAL OUTLAY						
Equipment		$ 3,222.08	$ 60.84	$ 2,394	$ 4,504	$ 3,607
1 Bookcase—Base	$ 9					
4 Bookcase—Sections	80					
1 Bookcase—Top	9					
1 Cabinet—Wardrobe	44					
1 Calculator	775					
3 Chairs	105					
1 Desk	150					
3 Fans	90					
7 Filing Cabinets	1,075					
2 Lamps, Desk	40					
1 Scale, Postal	25					
2 Stands, Typewriter	90					
1 Table	50					
3 Typewriters	1,065					
TOTAL SUPERINTENDENT OF SCHOOLS		$ 352,088.86	$ 83,176.61	$ 346,338	$ 394,469	$ 360,851

Superintendent of Schools—Special Schools

This budget is for necessary expenditures authorized by the Welfare and Institutions Code which provides that the County Superintendent of Schools shall operate schools in the probation camps of the County as directed by the Board of Supervisors.

APPROPRIATIONS $89,756

Classification		EXPENDITURES—Actual Prior Year 1953-54	Actual Current Year To 12-1-54	Estimated Current Year 1954-55	Requested Fiscal Year 1955-56	Allowed Fiscal Year 1955-56
MAINTENANCE AND OPERATION						
Educational and Recreational Services		$ 17,794.59	$	$ 83,407	$ 163,601	$ 82,653
CAPITAL OUTLAY						
Equipment		$ 12,079.57	$ 1,026.75	$ 12,000	$ 11,713	$ 7,103
2 Aquariums	$ 90					
1 Backstop	215					
3 Benches, Shop	750					
300 Chairs	1,650					
72 Desks	1,285					
2 Filing Cabinets	180					
1 Long Horse	505					
2 Mats, Tumbling	100					
1 Microphone	50					
1 Press, Pilot	195					
2 Projectors	920					
1 Rack, Push	63					
1 Radio-Phonograph	150					
2 Sanders	305					
1 Stop Watch	30					
5 Tables	420					
1 Typewriter	195					
TOTAL SUPERINTENDENT OF SCHOOLS—SPECIAL SCHOOLS		$ 29,874.16	$ 1,026.75	$ 95,407	$ 175,314	$ 89,756

School Library Service

This budget is for the necessary expenditures to carry out the contract to furnish library service to various elementary and high school districts. The Library supplies supplementary book material relating to the course of study approved by the County Board of Education.

APPROPRIATIONS $140,000

Classification	Actual Prior Year 1953-54	Actual Current Year To 12-1-54	Estimated Current Year 1954-55	Requested Fiscal Year 1955-56	Allowed Fiscal Year 1955-56
			EXPENDITURES		
SALARIES AND WAGES	$ 35,321.94	$ 13,460.81	$ 50,000	$ 53,237	$ 53,237
Less Salary Savings				3,185	3,185
SALARIES AND WAGES—NET	$ 35,321.94	$ 13,460.81	$ 50,000	$ 50,052	$ 50,052
MAINTENANCE AND OPERATION					
Mechanical Service					
Auto Service	$ 460.34	$	$ 1,583	$ 1,583	$ 1,583
Office Supplies	50.05				
Repairs—Operating Equipment	655.04		150	150	150
Stores Service					
Laundry, Cleaning and Waste Removal Services	.43				
Office Supplies	341.38	51.36	200	200	200
Other Operating and Maintenance Supplies, N. O. C.	161.76	46.21	110	110	110
Postage	76.50	31.25	100	100	100
Printing & Other Reproductive Supplies	129.14	15.82	175	175	175
Small Tools and Implements	.57				
Stationery and Forms	296.01	4.19	500	500	500
All Other					
Insurance—Fire			300	300	300
Traveling Expense	124.60		100	100	100
TOTAL MAINTENANCE AND OPERATION	$ 2,295.82	$ 148.83	$ 3,218	$ 3,218	$ 3,218
CAPITAL OUTLAY					
Equipment	$ 81,701.52	$ 41,863.71	$ 98,064	$ 86,730	$ 86,730
Books $86,061					
3 Cabinets, Storage 337					
1 Cabinet, Wardrobe 44					
1 Case, Catalog Card 123					
2 Chairs 70					
1 Table 95					
TOTAL SCHOOL LIBRARY SERVICE	$ 119,319.28	$ 55,473.35	$ 151,282	$ 140,000	$ 140,000

County Art Institute

The institute furnishes instruction in the Graphic, Plastic and Industrial Arts. Operating costs are offset by revenues received from tuition fees.

APPROPRIATIONS $150,171

Classification	EXPENDITURES Actual Prior Year 1953-54	Actual Current Year To 12-1-54	Estimated Current Year 1954-55	Requested Fiscal Year 1955-56	Allowed Fiscal Year 1955-56
SALARIES AND WAGES	$ 83,021.16	$ 36,618.09	$ 116,700	$ 138,387	$ 138,387
Deductions					
Salary Savings	$	$	$	$ 1,889	$ 5,030
Service Charges				3,828	5,860
Total Deductions	$	$	$	$ 5,717	$ 10,890
SALARIES AND WAGES—NET	$ 83,021.16	$ 36,618.09	$ 116,700	$ 132,670	$ 127,497
MAINTENANCE AND OPERATION					
Mechanical Service					
Auto Service	$ 674.38	$ 352.26	$ 1,367	$ 1,200	$ 1,200
Repairs and Minor Changes	4,117.26	110.10	400	800	800
Repairs — Operating Equipment	470.66				
Stores Service					
Advertising Services	1,650.96	330.66	2,000	2,267	2,267
Educational and Recreational Supplies	119.05	100.13	600	1,500	1,200
Furnishings and Household Supplies	11.03	.79	50	50	50
Laundry, Cleaning and Waste Removal Services	96.00	32.00	96	96	96
Medical, Surgical and Laboratory Supplies	1.93	98.15	99	35	35
Office Services	21.50	85.14	100	265	225
Office Supplies	203.65	151.84	200	800	800
Other Operating and Maintenance Supplies—N.O.C.	487.03	143.33	450	600	600
Postage	253.00	207.50	400	500	450
Printing and Other Reproductive Supplies	27.54	14.26	100	100	100
Reports and Bulletins—Departmental			1,500	1,600	1,600
Small Tools and Implements	2.06	Cr. 1.47	100	100	100
Stationery and Forms	184.37	1,598.88	1,599	125	125
Central Duplicating Bureau					
Stationery and Forms	165.01	39.74	100	100	100
Reports and Bulletins			127		
All Other					
Agricultural, Botanical and Animal Supplies	13.90				
Auto Mileage	18.88	5.92	96	96	96
Communication	14.25	11.81	20	10	10
Educational and Recreational Supplies	126.72		100	100	100
Educational Services	6,597.00	2,016.00	7,201	7,201	7,201
Laundry, Cleaning and Waste Removal Services			36	42	42
Office Services	.75	100.00	100	40	40
Office Supplies	2.39		25	25	25
Other Operating and Maintenance Supplies—N.O.C.	5.05		10	10	10
Postage	5.69		20	20	20
Printing and Other Reproductive Supplies	2.34		10	10	10
Repairs—Operating Equipment	7.00			25	25
Small Tools and Implements	3.97				
Stationery and Forms			10	10	10

COUNTY ART INSTITUTE—Continued

Classification		EXPENDITURES Actual Prior Year 1953-54	Actual Current Year To 12-1-54	Estimated Current Year 1954-55	Requested Fiscal Year 1955-56	Allowed Fiscal Year 1955-56
MAINTENANCE AND OPERATION—Continued						
Traveling Expense				500	500	500
Transportation Service		1.00		25	25	25
TOTAL MAINTENANCE AND OPERATION		$ 15,284.37	$ 5,397.04	$ 17,441	$ 18,252	$ 17,862
Less Service Charges					400	400
TOTAL MAINTENANCE AND OPERATION—NET		$ 15,284.37	$ 5,397.04	$ 17,441	$ 17,852	$ 17,462
CAPITAL OUTLAY						
Equipment		$ 8,788.95	$ 434.38	$ 3,577	$ 5,637	$ 5,212
1 Anvil	$ 45					
Books	2,500					
1 Cabinet Unit	550					
3 Cases	345					
2 Cylinder Tanks	70					
12 Easels	240					
1 Filing Cabinet	150					
1 Grinder	20					
5 Lights, Floor Spot	250					
2 Marble Pieces, Table Top	70					
1 Meter, Light	30					
1 Motor, Air	50					
1 Rack, Magazine	150					
1 Skeleton	100					
4 Stands, Working	200					
1 Table, Cabinet Style	70					
1 Table, Cutting	200					
1 Tripod, Camera	47					
1 Vise	36					
1 Welding Outfit, Gas	89					
TOTAL COUNTY ART INSTITUTE		$ 107,094.48	$ 42,449.51	$ 137,718	$ 156,159	$ 150,171

Public Library

As provided by the Education Code, the Library gives service to residents in the territory taxed for the purpose. The area covered includes all of the unincorporated portion of the County, 20 cities that have elected to join the County Library, and two cities and one library district under contract. Operations cover more than 160 service outlets (branches, stations and bookmobile stops) which provide reference and circulating book service for adults and children, as well as institutions under jurisdiction of the Board of Supervisors.

APPROPRIATIONS $2,006,878

Classification	EXPENDITURES				
	Actual Prior Year 1953-54	Actual Current Year To 12-1-54	Estimated Current Year 1954-55	Requested Fiscal Year 1955-56	Allowed Fiscal Year 1955-56
SALARIES AND WAGES	$ 947,554.03	$ 365,612.66	$1,064,300	$1,545,060	$1,346,038
Deductions					
Salary Savings	$	$	$	$ 150,078	$ 133,950
Service Charges				66,220	57,695
Departmental Credits				35,841	4,757
Total Deductions	$	$	$	$ 252,139	$ 196,402
SALARIES AND WAGES—NET	$ 947,554.03	$ 365,612.66	$1,064,300	$1,292,921	$1,149,636
MAINTENANCE AND OPERATION					
Mechanical Service					
Auto Service	$ 10,050.10	$	$ 11,229	$ 14,029	$ 13,334
Office Machine Maintenance	2,955.00				
Repairs and Minor Changes—Buildings and Structures	3,917.65	266.16	4,695	6,600	6,500
Repairs and Minor Changes—Non-Structural Improvements	2,522.97			1,650	1,200
Repairs—Operating Equipment			3,313	3,635	3,315
Stores Service					
Educational and Recreational Supplies	11,034.68	867.48	868	2,300	1,000
Educational Services	1,652.82	2,936.91	12,800	15,200	14,200
Fuel Supplies	12.41		20	20	20
Furnishings and Household Supplies	257.54	117.27	500	600	550
Insurance—Fire			7,500	7,500	7,500
Laundry and Cleaning Supplies	870.06	410.54	1,300	1,400	1,300
Laundry, Cleaning and Waste Removal Services			50	50	50
Medical, Surgical & Laboratory Supplies	161.02	3.30	100	100	100
Office Services	40,181.37	199.90	43,925	46,033	36,426
Office Supplies	1,816.44	657.44	3,250	8,550	7,000
Other Operating and Maintenance Supplies, N. O. C.	7,712.14	3,165.77	11,500	31,997	10,500
Postage	2,575.00	863.73	1,500	2,000	2,000
Printing and Other Reproductive Supplies	3,573.94	1,535.87	2,700	3,500	2,700
Rent—Office Equipment	128.12	1,315.00	1,315	6,495	1,695
Repairs and Minor Changes	30.54				
Repairs—Operating Equipment	60.29		25	25	25
Reports and Bulletins—Departmental	21.09	13.82	100	100	50
Small Tools and Implements	294.88	83.90	84	200	100
Stationery and Forms	4,947.17	3,547.58	5,500	8,500	7,000
Stores Services	989.53		900	1,000	900
Central Duplicating Bureau					
Postage			2,400	4,000	4,000
Stationery and Forms	5,454.49	1,120.58	2,600	2,000	1,500
All Other					
Auto Mileage	1,667.00	599.91	2,168	2,710	2,168
Communication	6,148.31	1,229.23	8,360	10,354	10,354
Educational & Recreational Supplies	6.52	Cr. 2.66	100	50	50
Educational Services				250	150
Heat, Light and Power Services	20,052.67	4,600.06	23,121	27,889	26,423

PUBLIC LIBRARY—Continued

Classification	Actual Prior Year 1953-54	Actual Current Year To 12-1-54	Estimated Current Year 1954-55	Requested Fiscal Year 1955-56	Allowed Fiscal Year 1955-56
	EXPENDITURES				
MAINTENANCE AND OPERATION—Continued					
All Other—Continued					
Insurance—Auto Mileage	315.00	105.00	360	420	330
Insurance—Workmen's Compensation	2,056.39		3,800	4,458	3,000
Laundry, Cleaning and Waste Removal Services	23,388.86	3,697.94	20,649	23,542	23,542
Office Services	251.55	53.99	576	574	274
Office Supplies	3.00	1.02	10	10	10
Other Operating and Maintenance Supplies, N. O. C.	10.58	2.85	20	20	15
Postage	561.83	214.91	830	830	805
Printing & Other Reproductive Supplies	13.39		10	5	5
Professional and Expert Services	1,436.00				
Rent—Buildings and Offices	113,967.80	51,364.45	131,144	162,967	149,330
Rent—Office Equipment				60	60
Repairs and Minor Changes—Buildings and Structures	635.26		5,800	6,000	5,850
Repairs and Minor Changes—Non-Structural Improvements	4,665.46				
Repairs — Operating Equipment	10.08	2.00	20	20	10
Reports and Bulletins—Departmental	202.10	76.05	77		
Small Tools and Implements	1.70		5	7	5
Special Services	10,158.55	9,239.26	16,215	17,227	13,380
Stationery and Forms			40	25	
Steam Heating Service	387.51		1,460	1,275	1,275
Storage—Motor Vehicles	616.82	228.40	469	569	500
Subsistence & Care of Persons	167.48	17.60	75	75	75
Taxes, Assessments and Licenses	83.96	485.87	486	1,000	1,000
Transportation—Local	246.50	81.75	300	300	250
Transportation Services	1,143.43	334.07	1,391	1,748	1,748
Traveling Expense	689.84	105.59	985	1,475	1,400
Water Service	697.94	237.35	975	1,065	958
TOTAL MAINTENANCE AND OPERATION	$ 290,804.78	$ 89,779.89	$ 337,620	$ 432,409	$ 365,932
Deductions:					
Service Charges	$ 8,107.70	$ 4,303.17	$ 12,708	$ 16,054	$ 16,054
Departmental Credits	5,223.57	666.49	17,021	28,497	4,636
Total Deductions	$ 13,331.27	$ 4,969.66	$ 29,729	$ 44,551	$ 20,690
TOTAL MAINTENANCE AND OPERATION—NET	$ 277,473.51	$ 84,810.23	$ 307,891	$ 387,858	$ 345,242

CAPITAL OUTLAY

Equipment	
14 Benches, Sloping	$ 441
1 Bookmobile	6,500
Books	250,000
263 Chairs	4,625
4 Clocks	36
2 Desks	130
5 Desks, Charging	3,150
1 Dictating Machine	300
4 Fans	120
3 Filing Cabinet-Bases	32
2 Filing Cabinet-Tops	21
25 Filing Cabinets	4,465
2 Heaters, Gas	70
1 Lettering Machine	25
1 Locker	25
1 Paper Cutter	25
1 Polisher, Floor	300
1 Record Player, Portable	50

PUBLIC LIBRARY—Continued

Classification		EXPENDITURES Actual Prior Year 1953-54	Actual Current Year To 12-1-54	Estimated Current Year 1954-55	Requested Fiscal Year 1955-56	Allowed Fiscal Year 1955-56
CAPITAL OUTLAY—Continued						
Equipment—Continued						
512 Shelving Sections	25,207					
5 Stands, Dictionary	105					
8 Stands, Typewriter	360					
1 Stapler	75					
54 Tables	4,003					
10 Trucks, Book	800					
1 Truck, Pick-up	1,900					
6 Typewriters	1,330					
9 Wheeldex	1,155					
Total Equipment		$ 208,302.57	$ 116,140.78	$ 290,163	$ 392,232	$ 305,250
Less Service Charges					550	550
TOTAL EQUIPMENT—NET		$ 208,302.57	$ 116,140.78	$ 290,163	$ 391,682	$ 304,700
Structural and Non-Structural Improvements						
Building—Bellflower		$	$	$ 5,000	$	$
Building—Lakewood					134,785	
Building Plans—Lakewood					4,200	4,200
Building—Lancaster				5,000		
Building—Lawndale				33,836	61,000	61,000
Building—Lennox Regional		3,101.42				
Building—Lynwood					20,000	20,000
Building—Newhall				80,150	94,900	94,900
Building—Norwalk		6,461.90		69,555		
Building—Palmdale				33,500	5,000	
Building—Rosemead				20,125	22,000	
Building—San Vicente				13,000	13,800	13,800
Building—West Whittier		1,215.27		16,110		
Land—Duarte				5,000		
Land—La Canada					2,900	2,900
Land—Lawndale				5,000		
Land—Newhall		2,600.00				
Land—Norwalk		19,800.00				
Landscaping—Compton		100.80				
Landscaping—Norwalk				12,000	10,500	10,500
Total Structural and Non-Structural Improvements		$ 33,279.39	$	$ 298,276	$ 369,085	$ 207,300
TOTAL CAPITAL OUTLAY		$ 241,581.96	$ 116,140.78	$ 588,439	$ 760,767	$ 512,000
TOTAL PUBLIC LIBRARY		$1,466,609.50	$ 566,563.67	$1,960,630	$2,441,546	$2,006,878

Recreation

Total Appropriations	**$5,614,931**

History, Science and Art

The Department of History, Science and Art has jurisdiction over the Los Angeles County Museum and Hancock Park, site of Rancho La Brea. Operating funds are provided entirely from County appropriations with material for exhibition provided largely from private sources. The Museum is an educational institution for the acquisition, investigation, preservation, publication, display and educational use of valuable historical, scientific or art material. Hancock Park, deeded to the County in 1923, contains the largest known source of late Ice Age flora and fauna.

APPROPRIATIONS $735,029

Classification	EXPENDITURES Actual Prior Year 1953-54	Actual Current Year To 12-1-54	Estimated Current Year 1954-55	Requested Fiscal Year 1955-56	Allowed Fiscal Year 1955-56
SALARIES AND WAGES	$ 512,616.56	$ 173,971.07	$ 522,000	$ 620,268	$ 599,385
Deductions					
Salary Savings	$	$	$	$ 49,552	$ 47,171
Service Charges				1,914	
Departmental Credits				880	
Total Deductions	$	$	$	$ 52,346	$ 47,171
SALARIES AND WAGES—NET	$ 512,616.56	$ 173,971.07	$ 522,000	$ 567,922	$ 552,214
MAINTENANCE AND OPERATION					
Mechanical Service					
Auto Service	$ 1,853.06	$ 736.64	$ 3,261	$ 3,442	$ 2,921
Repairs and Minor Changes	1,560.36		1,175	975	975
Repairs — Operating Equipment	284.19		300	300	300
Stores Service					
Advertising Services	18.00	18.00	18	2,018	2,018
Agricultural, Botanical & Animal Supplies	136.41	57.44	128	150	150
Communication	270.25	125.25	441	441	441
Educational & Recreational Supplies	3,946.49	705.58	3,722	5,749	5,249
Educational Services	263.08	162.87	2,000	2,000	2,000
Entertainment Services	697.40				
Food and Provisions	320.72		245	250	250
Fuel Supplies	2,028.47				
Furnishings and Household Supplies	893.49	441.13	1,016	1,500	1,400
Laundry & Cleaning Supplies	779.95	690.17	1,341	1,200	1,200
Laundry Cleaning and Waste Removal Services	44.75	37.50	158	750	550
Medical, Surgical and Laboratory Supplies	889.25	153.44	558	535	535
Office Services	3,404.60	546.44	3,372	3,808	3,308
Office Supplies	1,334.89	398.21	1,291	6,110	6,110
Other Operating and Maintenance Supplies, N. O. C.	17,048.64	5,308.84	17,488	22,310	17,567
Postage	2,588.56	1,026.50	2,467	3,160	2,960
Printing & Other Reproductive Supplies	2,530.11	491.23	3,892	7,846	7,196
Rent—Special Equipment, N. O. C.	40.69	54.00	54		
Repairs—Operating Equipment	606.12	102.90	526	1,055	755
Reports and Bulletins—Departmental	13,088.96	4,602.50	20,355	22,439	18,189
Small Tools and Implements	450.22	161.09	441	652	652
Special Services	147.76	3.64	257	400	400
Stationery and Forms	347.68	19.01	883	2,575	1,945
Wearing Apparel	84.68	5.75	12	16	16
Central Duplicating Bureau					
Stationery and Forms	175.88	88.65	274	250	250
All Other					
Admission Fee Exhibitions				83,625	30,000
Agricultural, Botanical and Animal Supplies	1.04				
Auto Mileage	2,061.14	186.48	764	1,886	1,504
Communication	151.57	29.84	133	180	180
Educational Services	5,945.97		1,260	6,525	6,525
Entertainment Services	2,400.93	735.00	2,310	2,335	1,745
Feed and Forage for Animals	.75				

HISTORY, SCIENCE AND ART—Continued

Classification	Actual Prior Year 1953-54	Actual Current Year To 12-1-54	Estimated Current Year 1954-55	Requested Fiscal Year 1955-56	Allowed Fiscal Year 1955-56
	EXPENDITURES				
MAINTENANCE AND OPERATION—Continued					
All Other—Continued					
Furnishings and Household Supplies	.31				
Inspection and Regulation Service	18.00		22	45	45
Insurance—Auto Mileage	155.00	35.00	75	60	60
Insurance—N. O. C.	2,722.40	627.26	3,312	8,140	6,390
Laundry and Cleaning Supplies		1.29	2		
Laundry, Cleaning and Waste Removal Services	47.89	4.03	28	50	50
Office Services	13.04				
Office Supplies	.41				
Other Operating and Maintenance Supplies, N. O. C.	31.30	7.00	7		
Postage	32.33	28.59	35	160	160
Printing & Other Reproductive Supplies	6.19	3.60	4		
Professional and Expert Services	11,100.00	295.00	13,875	12,480	4,480
Public Office and Court Service	20.50				
Repairs and Minor Changes			241	1,400	250
Repairs—Operating Equipment			14	30	30
Small Tools and Implements		3.56	4		
Special Services	338.45	1,065.59	483		
Stationery and Forms	1.66				
Transportation—Local			18	36	36
Transportation Services	4,151.83	2,326.22	6,008	9,660	7,535
Traveling Expense	3,340.89	1,001.62	4,949	5,797	4,563
TOTAL MAINTENANCE AND OPERATION	**$ 88,376.26**	**$ 22,286.86**	**$ 99,219**	**$ 222,340**	**$ 140,890**
Deductions:					
Departmental Credits	$ 334.94	$ 20.52	$ 788	$ 643	$
Service Charges	890.36		300	300	300
Total Deductions	**$ 1,225.30**	**$ 20.52**	**$ 1,088**	**$ 943**	**$ 300**
TOTAL MAINTENANCE AND OPERATION—NET	**$ 87,150.96**	**$ 22,266.34**	**$ 98,131**	**$ 221,397**	**$ 140,590**
CAPITAL OUTLAY					
Equipment	**$ 51,915.21**	**$ 3,694.80**	**$ 38,000**	**$ 58,771**	**$ 42,225**
1 Bench	$ 60				
2 Bins	365				
Books	3,750				
17 Cabinets	2,490				
24 Carriers	224				
1 Case Catalogue	132				
6 Chairs	210				
1 Cutter, Paper	30				
3 Desks	450				
1 Dishwasher, w/Motor	2,540				
6 Doors, w/Locks	32				
2 Drills, Electric	124				
1 Duplicator	19				
1 Enlarger	1,650				
Exhibit Acquisitions	25,000				
1 Fan	16				
6 Filing Cabinets	423				
2 Fire Extinguishers	110				
14 Fixtures Lighting	364				
1 Hammer, Electric	135				
3 Heaters, Electric	150				

HISTORY, SCIENCE AND ART—Continued

Classification		EXPENDITURES Actual Prior Year 1953-54	Actual Current Year To 12-1-54	Estimated Current Year 1954-55	Requested Fiscal Year 1955-56	Allowed Fiscal Year 1955-56
CAPITAL OUTLAY—Continued						
Equipment—Continued						
1 Heater, Water	920					
3 Lamps	108					
1 Microscope	150					
2 Motors, Electric	210					
1 Numbering Machine	18					
1 Planer, Electric	125					
1 Projector, Slide	328					
2 Saws	513					
1 Slip Sheet Attachment	160					
1 Starter, Motor, Magnetic	78					
1 Tank	140					
2 Torches, Soldering	96					
2 Trucks	80					
5 Typewriters	925					
1 Vacuum Cleaner	100					
TOTAL HISTORY, SCIENCE AND ART		**$ 651,682.73**	**$ 199,932.21**	**$ 658,131**	**$ 848,090**	**$ 735,029**

Parks and Recreation Department

"The Department of Parks and Recreation administers and supervises County parks, recreation areas and beaches, and maintains all structures, appurtenances, equipment and grounds therein; supervises recreational activities on all County facilities created for such purposes; administers and supervises lifeguard service on County-owned beaches and beaches of other governmental jurisdictions; is responsible for grounds-keeping at the Los Angeles County General Hospital and General Government Building grounds of Los Angeles County; is responsible for the operation of the Land Reclamation Facility; provides roadside tree maintenance and inspection services; also administers and renders services to special parkway districts under the supervision of the Board of Supervisors or by contractural arrangement."

APPROPRIATIONS $4,675,481

Classification	EXPENDITURES Actual Prior Year 1953-54	Actual Current Year To 12-1-54	Estimated Current Year 1954-55	Requested Fiscal Year 1955-56	Allowed Fiscal Year 1955-56
SALARIES AND WAGES	$2,800,894.33	$1,251,910.29	$3,142,200	$4,717,190	$4,201,324
Deductions					
Salary Savings	$	$	$	$ 465,580	$ 496,095
Service Charges				310,367	310,367
Total Deductions	$	$	$	$ 775,947	$ 806,462
SALARIES AND WAGES—NET	$2,800,894.33	$1,251,910.29	$3,142,200	$3,941,243	$3,394,862
MAINTENANCE AND OPERATION					
Mechanical Service					
Auto Service	$ 62,513.20	$ 30,104.67	$ 75,135	$ 95,391	$ 90,191
Repairs and Minor Changes	2,401.61	2,579.77	4,752	4,295	4,295
Repairs — Operating Equipment	15,412.37	3,247.60	13,923	23,500	20,000
Stores Service					
Agricultural, Botanical & Animal Supplies	22,906.75	4,981.88	34,598	62,350	57,850
Automotive Supplies	21,433.82	1,797.62	7,222	7,378	7,000
Educational and Recreational Supplies	33,886.56	13,382.01	36,069	37,910	37,910
Feed and Forage for Animals	197.59	103.87	209	200	200
Fuel Supplies	1,217.94	178.35	1,696	1,600	1,600
Furnishings and Household Supplies	10,460.55	4,342.18	10,418	19,360	16,640
Laundry and Cleaning Supplies	23,739.08	9,443.33	24,238	29,000	29,000
Laundry, Cleaning and Waste Removal Services	11,787.01	3,521.15	18,425	21,725	21,725
Medical, Surgical and Laboratory Supplies	1,637.00	570.57	1,369	1,524	1,524
Office Services	159.00	71.15	269	390	390
Office Supplies	2,772.29	783.09	2,953	2,800	2,800
Other Operating and Maintenance Supplies, N. O. C.	74,471.95	29,012.43	77,748	95,947	90,547
Postage	1,011.20	560.00	1,500	1,600	1,600
Printing and Other Reproductive Supplies	2,109.02	176.63	1,357	3,320	3,320
Rent—Special Equipment, N. O. C.	4,930.05	1,185.60	4,542	8,117	7,917
Repairs and Minor Changes	7,639.24	158.72	859	1,200	1,200
Repairs — Operating Equipment	16,308.23	6,202.17	19,118	20,125	19,000
Reports and Bulletins—Departmental	59.64		50	50	50
Small Tools and Implements	10,853.00	3,797.72	14,998	18,300	17,300
Stationery and Forms	2,599.59	1,414.39	4,209	3,960	3,960
Wearing Apparel	1,815.00	479.46	1,979	2,650	2,650
Central Duplicating Bureau					
Stationery and Forms	1,780.05	3,297.12	5,797	6,000	5,000
All Other					
Auto Mileage	28,408.01	11,406.89	34,374	45,800	40,000
Automotive Supplies		1,694.58	6,795	5,440	5,440
Communication	20.77	13.55	35	20	20
Inspection and Regulation Service			1,800	2,000	2,000
Insurance—Auto Mileage	3,705.00	1,260.00	4,024	4,440	4,440
Maintenance Extraordinary			2,510	20,256	9,312
Office Services	4,017.52	135.72	686	2,200	2,200

PARKS AND RECREATION DEPARTMENT—Continued

Classification	Actual Prior Year 1953-54	Actual Current Year To 12-1-54	Estimated Current Year 1954-55	Requested Fiscal Year 1955-56	Allowed Fiscal Year 1955-56
			EXPENDITURES		
MAINTENANCE AND OPERATION —Continued					
All Other—Continued					
Other Operating and Maintenance Supplies, N.O.C.	1,135.36				
Postage	33.78		39	20	20
Professional & Expert Services	16,937.14	2,970.99	29,616	90,000	83,400
Recreational School Contracts	390,322.08	45,332.08	541,500	591,500	591,500
Rent—Buildings and Offices			240	246	246
Rent—Special Equipment, N. O. C.			400		
Repairs and Minor Changes	7,940.43	3,325.65	9,583	2,100	2,100
Special Services				480	480
Transportation—Local	141.54		172	200	200
Transportation Services	438.91	976.66	1,647	800	800
Traveling Expense	1,259.08	1,185.45	1,885	1,660	1,660
Water Service	19,543.20	21.60	25,022	40,000	30,000
TOTAL MAINTENANCE AND OPERATION	**$ 808,004.56**	**$ 189,714.65**	**$1,023,761**	**$1,275,854**	**$1,217,487**
Less Service Charges	28,123.58	423.60	1,100	10,597	6,987
TOTAL MAINTENANCE AND OPERATION—NET	**$ 779,880.98**	**$ 189,291.05**	**$1,022,661**	**$1,265,257**	**$1,210,500**
CAPITAL OUTLAY					
Equipment	**$ 53,721.19**	**$ 22,136.57**	**$ 91,139**	**$ 122,681**	**$ 70,119**
2 Adding Machines	$ 850				
1 Aerifier	416				
7 Benches, Work	245				
1 Blackboard, Portable	75				
Books	400				
12 Booths, Portable	2,592				
1 Bulletin Board	20				
2 Cabinets, Supply	150				
2 Cameras	530				
1 Carrier, Chair, Understage Storage	80				
1 Cart	60				
3 Chairs	105				
4 Clocks	90				
1 Compressor, Air	7,000				
1 Compressor, w/Spray Gun	155				
Curtains, Stage	1,000				
3 Desks	450				
2 Dressing Machines, Top	270				
1 Drill, Electric	75				
2 Dorys, Surf	750				
3 Edger and Trimmers, Power	450				
3 Edgers, Hand	60				
7 Filing Cabinets	630				
2 Fire Extinguishers	60				
1 Fire Pot	128				
1 Floor Machine	440				
1 Generator, Signal	70				
1 Heater, Water	200				
2 Heaters	650				
1 Kit, Door Hanging	155				
1 Kit, Moto-Tool	26				
2 Kits, Replaceable Seat Tools	147				
1 Loader, Front Hydraulic	3,000				
48 Lockers	960				
5 Markers, Line	165				
8 Masks, Chlorine Gas	240				
1 Motor, Electric	40				
1 Mower, Gang	1,873				
16 Mowers, Power	9,742				

PARKS AND RECREATION DEPARTMENT—Continued

Classification		EXPENDITURES Actual Prior Year 1953-54	Actual Current Year To 12-1-54	Estimated Current Year 1954-55	Requested Fiscal Year 1955-56	Allowed Fiscal Year 1955-56
CAPITAL OUTLAY—Continued						
Equipment—Continued						
2 Paddle Boards	170					
1 Power Carrier	250					
6 Public Address Systems	1,575					
1 Pusher, Pipe, Hydraulic	270					
3 Racks, Clothes	75					
2 Record Players	351					
13 Resuscitors	6,890					
3 Saws, Chain	1,350					
1 Saw, Pneumatic	1,300					
1 Scaffold, Aluminum	186					
6 Scoreboards, Electric	2,436					
1 Seeder, Fertilizer Spreader	30					
1 Sewing Machine, Portable	170					
11 Spotlights	598					
1 Sprayer, Paint	400					
2 Sprayers	3,300					
3 Tables, First Aid	150					
37 Tables, Folding	1,758					
4 Tables, Game	100					
2 Tables, Kindergarten Type	96					
64 Tables, Picnic	5,120					
12 Tables, Ping Pong	840					
1 Tower, Spotlight	400					
1 Tractor	625					
1 Tractor Mower	2,600					
1 Tractor, Utility	3,725					
3 Trimmers, Hedge	230					
2 Typewriters	475					
1 Urn, Coffee	160					
1 Wheel, Potters	140					
TOTAL PARKS AND RECREATION DEPARTMENT		**$3,634,496.50**	**$1,463,337.91**	**$4,256,000**	**$5,329,181**	**$4,675,481**

Arboreta and Botanic Gardens

The Arboretum is a botanical and historical preserve that was acquired by the State and County on a matching basis in 1947. The County is obligated to maintain and develop the Arboretum under an existing lease between the County and the State of California. In conjunction with the development of the 120 acres for public use, botanical research projects are conducted on the introduction, propagation, growing, testing and demonstration of trees, grasses, and plants.

APPROPRIATIONS $179,172

Classification	EXPENDITURES Actual Prior Year 1953-54	Actual Current Year To 12-1-54	Estimated Current Year 1954-55	Requested Fiscal Year 1955-56	Allowed Fiscal Year 1955-56
SALARIES AND WAGES	$ 93,754.96	$ 36,828.84	$ 126,600	$ 217,298	$ 176,613
Less Salary Savings				26,848	29,995
SALARIES AND WAGES—NET	$ 93,754.96	$ 36,828.84	$ 126,600	$ 190,450	$ 146,618
MAINTENANCE AND OPERATION					
Mechanical Service					
Auto Service	$ 969.79	$ 343.30	$ 1,679	$ 1,950	$ 1,679
Rent—Office Equipment	6.00				
Repairs and Minor Changes	557.54		100	150	100
Repairs—Operating Equipment	186.87		1,049	1,600	1,600
Stores Service					
Agricultural, Botanical and Animal Supplies	1,081.23	588.50	1,013	2,168	2,168
Agricultural and Livestock Services			325	750	750
Automotive Supplies	736.29	21.40	86	225	225
Educational and Recreational Supplies	34.35	99.43	156	295	295
Feed and Forage for Animals	48.70	34.39	100	125	125
Fuel Supplies	299.09	50.25	378	370	370
Furnishings and Household Supplies	46.44	105.88	183	225	225
Horticultural Supplies	233.06	83.90	519	1,895	1,895
Laundry and Cleaning Supplies	73.30	149.58	279	758	758
Medical, Surgical & Laboratory Supplies	26.58	187.28	222	430	430
Office Services	559.32	333.91	594	1,100	1,100
Office Supplies	257.53	227.71	322	400	400
Other Operating and Maintenance Supplies N. O. C.	1,318.75	695.74	2,154	1,979	1,479
Postage	252.00	128.00	263	360	360
Printing & Other Reproductive Supplies	100.15	156.62	297	300	300
Repairs and Minor Changes—Buildings and Structures		13.55	14		
Repairs and Minor Changes—Non-Structural Improvements		325.00	325		
Repairs—Operating Equipment	212.60	26.40	1,100	1,990	1,500
Reports and Bulletins—Departmental			35	50	50
Small Tools and Implements	772.29	494.41	1,272	1,594	1,294
Sprinkler System Maintenance				1,394	1,394
Stationery and Forms	146.59	11.62	158	346	346
Wearing Apparel			120	175	175
Central Duplicating Bureau					
Stationery and Forms	102.57		425	770	770
All Other					
Agricultural, Botanical and Animal Supplies	68.88	9.24	10		
Auto Mileage	722.72	233.60	785	1,376	992
Communication	765.62				
Fuel Supplies	36.19		105	230	230
Heat, Light and Power Services	280.45				
Insurance—Auto Mileage	95.00	60.00	180	240	180

ARBORETA AND BOTANIC GARDENS—Continued

Classification	Actual Prior Year 1953-54	Actual Current Year To 12-1-54	Estimated Current Year 1954-55	Requested Fiscal Year 1955-56	Allowed Fiscal Year 1955-56
		EXPENDITURES			
MAINTENANCE AND OPERATION —Continued					
All Other—Continued					
Laundry, Cleaning and Waste Removal Services	2.50				
Office Services	1.50				
Office Supplies	12.11	.60	1		
Other Operating and Maintenance Supplies, N.O.C.	34.55	11.42	50	100	100
Postage	16.01	8.10	50	50	50
Rent—Special Equipment, N. O. C.			75	100	
Repairs—Operating Equipment	384.01	13.41	375	500	500
Special Services			240	240	240
Storage—Motor Vehicles	3.50	.75	1		
Transportation Services	6.89	10.19	148	150	150
Traveling Expense	225.60	1,321.92	2,000	2,000	2,000
Water Service	1,067.66				
TOTAL MAINTENANCE AND OPERATION	$ 11,744.23	$ 5,746.10	$ 17,188	$ 26,385	$ 24,230
Less Service Charges	368.93				
TOTAL MAINTENANCE AND OPERATION—NET	$ 11,375.30	$ 5,746.10	$ 17,188	$ 26,385	$ 24,230
CAPITAL OUTLAY					
Equipment	$ 2,811.32	$ 1,764.67	$ 6,568	$ 29,595	$ 8,324
10 Benches	$ 445				
Books	500				
1 Camera	215				
1 Cart, Nursery	40				
3 Chairs	195				
1 Cleaner, Seed	175				
1 Desk	195				
1 Disc Attachment, Tractor	325				
1 Drill, Electric	95				
10 Filing Cabinets	549				
1 Forge	75				
1 Generator, Portable	605				
1 Hoist, Chain	200				
1 Illuminator, Laboratory	55				
1 Meter Ph, Soil Testing	285				
2 Mowers	1,065				
1 Podium, Wooden	50				
1 Rake Attachment, Tractor	400				
1 Saw, Chain	570				
2 Stands, Typewriter	90				
1 Stereoscopic Microscope, Attachment	185				
1 Stool	58				
1 Table, Drawing	145				
2 Tables, Folding	74				
1 Tank	201				
1 Tank, Butane	690				
1 Time Switch	35				
2 Typewriters	587				
1 Waxer, Floor, w/Attachment	220				
TOTAL ARBORETA AND BOTANIC GARDENS	$ 107,941.58	$ 44,339.61	$ 150,356	$ 246,430	$ 179,172

Harbors and Marina

The Department of Harbors and Marina was established by Ordinance of the Board of Supervisors effective November 1, 1954. It was created to provide administrative supervision over development maintenance and operation of small craft harbors, including negotiations with the State and Federal Governments for joint participation.

APPROPRIATIONS $25,249

Classification	EXPENDITURES Actual Prior Year 1953-54	Actual Current Year To 12-1-54	Estimated Current Year 1954-55	Requested Fiscal Year 1955-56	Allowed Fiscal Year 1955-56
SALARIES AND WAGES	$	$	$	$ 25,476	$ 17,784
Less Salary Savings				2,043	120
SALARIES AND WAGES—NET	$	$	$	$ 23,433	$ 17,664
MAINTENANCE AND OPERATION					
Mechanical Service					
Auto Service	$	$	$	$ 1,500	$ 1,500
Repairs and Minor Changes				100	100
Repairs—Operating Equipment				35	35
Stores Service					
Communications				50	50
Furnishings and Household Supplies				10	10
Office Supplies				100	100
Office Services				50	50
Other Maintenance and Operating Supplies, N. O. C.				50	50
Postage				100	100
Printing and Other Reproductive Supplies				25	25
Repairs—Office Equipment				25	25
Reports & Bulletins—Departmental				50	50
Special Services				10	10
Stationery and Forms				500	500
Central Duplicating Bureau					
Stationery and Forms				100	100
All Others					
Communication				100	100
Office Services				300	300
Professional and Expert Services				200	200
Traveling Expense				4,000	4,000
TOTAL MAINTENANCE AND OPERATION	$	$	$	$ 7,305	$ 7,305
CAPITAL OUTLAY					
Equipment	$	$	$	$ 280	$ 280
Books $ 100					
1 Camera 100					
1 Filing Cabinet 80					
TOTAL HARBORS AND MARINA	$	$	$	$ 31,018	$ 25,249

Miscellaneous Unclassified

Total Appropriations $57,202,129

Soldier Burials

This appropriation is required by the military and Veterans Code, and covers the cost of funerals and perpetual care of graves for honorably discharged soldiers, sailors, or marines, and their widows who die without sufficient means to defray such expenses. The Federal Government provides for the burial of veterans who served honorably during time of war.

APPROPRIATION $1,950

Classification	EXPENDITURES				
	Actual Prior Year 1953-54	Actual Current Year To 12-1-54	Estimated Current Year 1954-55	Requested Fiscal Year 1955-56	Allowed Fiscal Year 1955-56
MAINTENANCE AND OPERATION					
Cemetery and Interment Expense	$ 1,941.05	$ 585.20	$ 1,950	$ 1,950	$ 1,950

Mechanical Service

This is a revolving fund type appropriation in which expenditures of the Mechanical Department for services rendered for other departments and for maintenance of the County's automotive fleet are accumulated and in turn charged to the departments receiving the service.

APPROPRIATION $140,000

Classification	EXPENDITURES				
	Actual Prior Year 1953-54	Actual Current Year To 12-1-54	Estimated Current Year 1954-55	Requested Fiscal Year 1955-56	Allowed Fiscal Year 1955-56
MAINTENANCE AND OPERATION					
Mechanical Department					
Stores Service					
Purchase of Materials	$ 687,879.38	$ 186,975.99	$ 800,000	$1,000,000	$1,000,000
All Other					
Salaries and Wages	1,471,933.71	542,379.54	1,900,000	2,215,918	2,215,918
Miscellaneous Services	121,853.13	1,576.16	250,000	300,000	300,000
Inventory			400,000	500,000	500,000
Shops and Garage					
Stores Service					
Automotive Supplies	311,105.24	67,307.09	67,308		
Gasoline—Garage			325,000	400,000	400,000
Gasoline—Service Stations			15,000	15,000	15,000
Inventory	3,327.54				
Purchase of Materials—Garage			80,000	90,000	90,000
Purchase of Materials—Shop			190,000	210,000	210,000
Repairs—Operating Equipment	176,152.25	60,374.26	60,375		
Undistributed Charges		1,076.60	1,077		
Salaries and Wages	480,738.91	124,060.02	714,000	744,692	744,692
Miscellaneous Services	133,513.76	14,336.91	100,000	100,000	100,000
TOTAL MAINTENANCE AND OPERATION	$3,386,503.92	$ 998,086.57	$4,902,760	$5,575,610	$5,575,610
Less Service Charges	3,295,192.81	634,147.65	4,634,000	5,414,130	5,435,610
TOTAL MECHANICAL SERVICE—NET	$ 91,311.11	$ 363,938.92	$ 268,760	$ 161,480	$ 140,000

Assessments and Special District Taxes

Assessments and taxes payable by the county on its property situated in improvement and other special districts. Mandatory.

APPROPRIATION $11,552

Classification	EXPENDITURES				
	Actual Prior Year 1953-54	Actual Current Year To 12-1-54	Estimated Current Year 1954-55	Requested Fiscal Year 1955-56	Allowed Fiscal Year 1955-56
MAINTENANCE AND OPERATION					
Taxes and Assessments	$ 14,268.16	$ 701.85	$ 7,750	$ 13,432	$ 11,552

Insurance

Premiums on liability, fidelity and property insurance. Authorized by Board of Supervisors.

APPROPRIATION $186,000

Classification	Actual Prior Year 1953-54	Actual Current Year To 12-1-54	Estimated Current Year 1954-55	Requested Fiscal Year 1955-56	Allowed Fiscal Year 1955-56
	EXPENDITURES				
MAINTENANCE AND OPERATION					
Insurance					
Auto Liability	$ 89,705.33	$ 60,503.55	$ 155.000	$ 170,000	$ 170,000
Burglary	878.27	1,463.78	1,500	2,000	2,000
Fidelity	28,469.11	25,814.95	35,000	35,000	30,000
Fire and Liability	6,603.29	505.90	800	30,000	30,000
Forgery			1,800		
Money and Securities	1,665.51	2,775.85	2,800	3,300	3,300
TOTAL MAINTENANCE AND OPERATION	$ 127,321.51	$ 91,064.03	$ 196,900	$ 240,300	$ 235,300
Less Service Charges			45,000	49,300	49,300
TOTAL INSURANCE—NET	$ 127,321.51	$ 91,064.03	$ 151,900	$ 191,000	$ 186,000

Maintenance of Unassigned County Equipment

Repairing and refinishing equipment released to the storeroom by departments so that it may be available for use by other departments, thus eliminating the necessity for the purchase of new equipment.

Classification	Actual Prior Year 1953-54	Actual Current Year To 12-1-54	Estimated Current Year 1954-55	Requested Fiscal Year 1955-56	Allowed Fiscal Year 1955-56
	EXPENDITURES				
MAINTENANCE AND OPERATION					
Mechanical Service					
Repairs — Operating Equipment	$ 3,195.52	$	$	$	$
Stores Service					
Other Operating and Maintenance Supplies, N. O. C.	98.15				
TOTAL MAINTENANCE OF UNASSIGNED COUNTY EQUIPMENT	$ 3,293.67	$	$	$	$

Judgments and Damages

Provides for the payment of final judgments against the County of Los Angeles as of record in the office of the County Clerk, as required by the Government Code.

APPROPRIATION $17,500

Classification	Actual Prior Year 1953-54	Actual Current Year To 12-1-54	Estimated Current Year 1954-55	Requested Fiscal Year 1955-56	Allowed Fiscal Year 1955-56
	EXPENDITURES				
MAINTENANCE AND OPERATION					
Liquidation of Judgments and Damages	$ 4,151.35	$ 18,240.99	$ 18,241	$ 35,000	$ 17,500

Patriotic Hall

Erected and maintained by the County under provisions of the Military and Veterans Code, for use by organizations composed of veterans. Revenues are derived from the rental of space to veterans organizations, auxiliaries, and the general public for meetings and other functions.

APPROPRIATIONS $59,303

Classification	Actual Prior Year 1953-54	Actual Current Year To 12-1-54	Estimated Current Year 1954-55	Requested Fiscal Year 1955-56	Allowed Fiscal Year 1955-56
	EXPENDITURES				
SALARIES AND WAGES	$ 55,326.73	$ 18,258.00	$ 55,600	$ 57,048	$ 56,902
Less Salary Savings				1,089	1,851
SALARIES AND WAGES—NET	$ 55,326.73	$ 18,258.00	$ 55,600	$ 55,959	$ 55,051
MAINTENANCE AND OPERATION					
Mechanical Service					
Auto Service	$ 133.80	$ 29.35	$ 130	$ 130	$ 130
Repairs and Minor Changes			300	300	300
Repairs — Operating Equipment	731.28	11.94	350	350	350
Stores Service					
Fuel Supplies	378.63				
Furnishings and Household Supplies	768.79	69.35	590	590	590
Laundry and Cleaning Supplies	435.50	227.46	450	450	450
Office Services				12	12
Office Supplies					
Other Operating and Maintenance	48.17	13.89	35	35	35
Supplies, N. O. C.	335.48	146.96	350	350	350
Postage	12.99	9.00	20	20	20
Repairs—Operating Equipment	173.45		200	200	200
Small Tools and Implements	1.75		25	25	25
Special Services	84.62		180	315	200

PATRIOTIC HALL—Continued

Classification	EXPENDITURES Actual Prior Year 1953-54	Actual Current Year To 12-1-54	Estimated Current Year 1954-55	Requested Fiscal Year 1955-56	Allowed Fiscal Year 1955-56
MAINTENANCE AND OPERATION—Continued					
Central Duplicating Bureau					
Stationery and Forms	23.42	9.06	30	30	30
All Other					
Communication	13.91	5.73	15	15	15
Laundry, Cleaning and Waste Removal Services	120.00	40.00	130	130	130
Office Services	5.70				
Office Supplies	1.72				
Other Operating and Maintenance Supplies, N. O. C.	2.69		5	10	10
Repairs—Operating Equipment	.80				
Special Services		90.00	300	370	360
Traveling Expense		4.40	50	125	125
TOTAL MAINTENANCE AND OPERATION	**$ 3,272.70**	**$ 657.14**	**$ 3,160**	**$ 3,457**	**$ 3,332**
CAPITAL OUTLAY					
Equipment	**$ 2,440.68**	**$ 4.89**	**$ 2,556**	**$ 2,014**	**$ 920**
1 Altar, Oak $ 190					
4 Chairs 400					
1 Desk 150					
1 Truck, Table 180					
TOTAL PATRIOTIC HALL	**$ 61,040.11**	**$ 18,920.03**	**$ 61,316**	**$ 61,430**	**$ 59,303**

Workmen's Compensation

Payments to injured county employees and workmen. Required by former Workmen's Compensation, Insurance and Safety Act, now Division IV of the Labor Code. Expenditures mandatory.

APPROPRIATION $950,967

Classification	EXPENDITURES Actual Prior Year 1953-54	Actual Current Year To 12-1-54	Estimated Current Year 1954-55	Requested Fiscal Year 1955-56	Allowed Fiscal Year 1955-56
MAINTENANCE AND OPERATION					
Accident Awards to County Employees	$ 59,019.07	$ 20,368.04	$ 54,381	$ 56,000	$ 53,000
State Compensation Fund	710,363.22	156,285.27	869,304	1,139,045	1,139,045
TOTAL MAINTENANCE AND OPERATION	$ 769,382.29	$ 176,653.31	$ 923,685	$1,195,045	$1,192,045
Less Service Charges					241,078
TOTAL WORKMEN'S COMPENSATION —NET	$ 769,382.29	$ 176,653.31	$ 923,685	$1,195,045	$ 950,967

County Employees' Retirement Fund

Contributions, in addition to deductions from employees' salaries, to the County Employees Retirement Fund to provide retirement allowances for County employees who are retired on account of age or disability. Records and accounts pertaining thereto are under the control of the County Treasurer. Mandatory.

APPROPRIATION $14,546,186

Classification	EXPENDITURES Actual Prior Year 1953-54	Actual Current Year To 12-1-54	Estimated Current Year 1954-55	Requested Fiscal Year 1955-56	Allowed Fiscal Year 1955-56
SALARIES AND WAGES					
County Employees' Retirement	$9,610,156.38	$3,735,484.95	$11,200,000	$16,189,240	$14,546,186
Less Service Charges	247.44	97.40	98		
TOTAL COUNTY EMPLOYEES' RETIREMENT FUND—NET	$9,609,908.94	$3,735,387.55	$11,199,902	$16,189,240	$14,546,186

Off-Street Parking

Provides for the rental or purchase of property for the purpose of providing off-street parking in various areas in which parking meters have been installed. Net proceeds from the parking meters, after payment of costs of meter purchases and maintenance and costs of collection, are accumulated in individual funds to be utilized for this purpose.

APPROPRIATIONS $289,709

Classification	EXPENDITURES Actual Prior Year 1953-54	Actual Current Year To 12-1-54	Estimated Current Year 1954-55	Requested Fiscal Year 1955-56	Allowed Fiscal Year 1955-56
MAINTENANCE AND OPERATION					
Rent of Land:					
Bellflower Development	$ 4,200.00	$ 1,750.00	$ 4,200	$ 6,600	$ 6,600
Downey Development	5,400.00	3,891.70	5,400	11,301	11,301
East Los Angeles Development	1,200.00	500.00	1,200	1,200	1,200
Lancaster Development			1,800		
Temple City Development	975.00	975.00	2,340	3,226	3,226
TOTAL MAINTENANCE AND OPERATION	**$ 11,775.00**	**$ 7,116.70**	**$ 14,940**	**$ 22,327**	**$ 22,327**
CAPITAL OUTLAY					
Structural & Non-structural Improvements					
Purchase of Land:					
Bellflower Development	$	$ 300.00	$ 37,411	$ 31,904	$ 31,904
Downey Development	319.79		42,017	38,941	38,941
East Los Angeles Development			76,009	103,321	103,321
Florence Development			2,600	6,308	6,308
Lancaster Development	352.64		47,407	44,226	44,226
Montrose Development			1,881	2,745	2,745
Temple City Development	3,977.27		13,169	13,640	13,640
Walnut Park Development			22,033	26,297	26,297
TOTAL CAPITAL OUTLAY	**$ 4,649.70**	**$ 300.00**	**$ 242,527**	**$ 267,382**	**$ 267,382**
TOTAL OFF-STREET PARKING	**$ 16,424.70**	**$ 7,416.70**	**$ 257,467**	**$ 289,709**	**$ 289,709**

Exploitation

Advertising the resources of the county, through papers, periodicals, programs, associations, displaying products and industries at expositions, fairs, etc. A special levy of tax not to exceed 4 cents is authorized by the Government Code.

APPROPRIATIONS $876,934

Classification	Actual Prior Year 1953-54	Actual Current Year To 12-1-54	Estimated Current Year 1954-55	Requested Fiscal Year 1955-56	Allowed Fiscal Year 1955-56
			EXPENDITURES		
MAINTENANCE AND OPERATION					
All Year Club of Southern California	$ 397,400.00	$	$ 471,000	$ 569,434	$ 569,434
California Mission Trails Association	4,000.00	2,500.00	4,000	9,000	5,500
Chamber of Commerce	210,500.00	35,246.40	257,300	265,000	265,000
Death Valley Encampment	674.38	102.03	2,000	3,000	3,000
Long Beach Art Center				15,000	10,000
Roads to Romance Association	4,000.00		4,000	4,000	4,000
State Chamber of Commerce	10,000.00	2,500.00	10,000	10,000	10,000
Tournament of Roses	7,500.00		10,000	10,000	10,000
TOTAL EXPLOITATION	$ 634,074.38	$ 40,348.43	$ 758,300	$ 885,434	$ 876,934

Exposition

Advertising the resources of the county, through maintenance of exhibits of products and resources at fairs and expositions, for the purpose of encouraging immigration; increasing trade in the products of the state and county, giving of premiums for competitive excellence of such products at local fairs or exhibitions. The Government Code authorizes a special tax levy, not to exceed 4 cents, for this purpose.

APPROPRIATIONS $44,850

Classification	Actual Prior Year 1953-54	Actual Current Year To 12-1-54	Estimated Current Year 1954-55	Requested Fiscal Year 1955-56	Allowed Fiscal Year 1955-56
			EXPENDITURES		
MAINTENANCE AND OPERATION					
Chamber of Commerce	$ 17,700.00	$ 2,408.94	$ 27,700	$ 20,000	$ 20,000
County Fair—Departmental Exhibits	1,965.37		1,800	1,850	1,850
County Fair — Hall of Health	1,500.00	3,000.00	3,000	3,000	3,000
Great Western Live Stock Show	15,000.00		20,000	20,000	20,000
TOTAL EXPOSITION	$ 36,165.37	$ 5,408.94	52,500	$ 44,850	$ 44,850

Aid to Other Governments and Non-Profit Organizations As Authorized by Law

To provide financial assistance to beach cities to assist in maintenance of life guard service, and for the sponsorship of various activities and associations considered to be of primary benefit to all of the people of Los Angeles County.

APPROPRIATIONS $787,979

Classification	EXPENDITURES Actual Prior Year 1953-54	Actual Current Year To 12-1-54	Estimated Current Year 1954-55	Requested Fiscal Year 1955-56	Allowed Fiscal Year 1955-56
MAINTENANCE AND OPERATION					
Avalon—Life Guard Service	$ 6,500.00	$ 6,500.00	$ 6,500	$ 6,500	$ 6,500
Avalon-Rescue Patrol Boat	2,500.00	2,500.00	2,500	2,500	2,500
California Safety Council		6,000.00	6,000		
Fort Moore Hill Pioneer Memorial	269,694.16	85,166.31	85,167	100,000	100,000
Greater Los Angeles Chapter, National Safety Council		6,000.00	6,000	25,000	6,000
Hollywood Bowl	416,775.00	286,775.00	286,775		
Long Beach Art Center			10,000		
Long Beach—Life Guard Service	75,000.00	75,000.00	75,000	160,865	75,000
Los Angeles—Bixby Slough	50,000.00				
Los Angeles—Life Guard Service	75,000.00		75,000	250,643	75,000
Los Angeles Metropolitan Transit Authority	30,000.00	69,385.00	89,770	142,810	142,810
Marking Historic Sites	150.54		1,000	2,000	1,200
Metropolitan Recreation and Youth Services Council	7,233.00	3,616.50	7,233	7,233	7,233
Music Commission:					
Civic Light Opera Association	2,500.00		2,500	2,500	2,500
Community Concert Orchestras				10,000	
County Band	20,000.00	7,756.26	20,000	28,366	26,400
Easter Sunrise Service	2,500.00		2,500	2,500	2,500
Educational Opera Association				2,500	2,500
Greek Theater				25,000	
Guild Opera	25,000.00		25,000	25,000	25,000
Highland Park Symphony Association				1,000	
Long Beach Philharmonic Orchestra				1,000	
Los Angeles Chamber Symphony Soc.				2,500	
Los Angeles Orchestral Society				2,000	
Pilgrimage Play				12,000	12,000
Santa Monica Civic Music Guild				1,000	
Southern California Symphony Assn.	65,000.00		65,000	65,000	65,000
Symphonies Under the Stars		65,000.00	65,000	100,000	100,000
Miscellaneous	890.36		9,200	11,636	10,836
Redondo Beach Sea Wall		100,000.00	100,000		
San Pedro Fisherman's Fiesta	10,000.00	10,000.00	10,000	15,000	15,000
Santa Monica—Life Guard Service	75,000.00		75,000	75,000	75,000
Shore Line Planning Association	1,250.00		1,250	1,250	1,250
Soil Conservation Districts:					
Antelope Valley	1,600.00	1,600.00	1,600	4,585	1,600
Quail Lake		300.00	300		
San Fernando Valley	2,000.00		1,850	1,850	1,850
Upper Santa Clara	300.00		300	300	300
U. S. Forest Service	25,000.00	25,000.00	25,000	30,000	30,000
TOTAL AID TO OTHER GOVERNMENTS AND NON-PROFIT ORGANIZATIONS	**$1,163,893.06**	**$ 750,599.07**	**$1,055,445**	**$1,117,538**	**$ 787,979**

County Fair Grounds

Through this appropriation, funds derived under authority of the Agricultural and Racing Acts and allocated by the State Division of Fairs and Expositions are made available to the County Fair Association for expenditure. The appropriation is entirely offset by revenue other than taxes and, therefore, is not reflected in the General County Tax Levy.

APPROPRIATIONS $3,000,000

Classification	EXPENDITURES Actual Prior Year 1953-54	Actual Current Year To 12-1-54	Estimated Current Year 1954-55	Requested Fiscal Year 1955-56	Allowed Fiscal Year 1955-56
MAINTENANCE AND OPERATION					
Services and Supplies	$	$	$	$2,245,000	$2,245,000
CAPITAL OUTLAY					
Structural and Non-Structural Improvements					
Fair Grounds Buildings	$	$	$	$ 755,000	$ 755,000
TOTAL COUNTY FAIR GROUNDS	$	$	$	**$3,000,000**	**$3,000,000**

Reimbursement to Subdividers

Under authority of the Subdivision Map Act the County can acquire larger size pipe and outfall sewers, constructed outside of tracts in which sanitary sewer construction is required. The subdivider is reimbursed by the County a proportionate share of the cost incurred by additional size or length of such lines. The County, in turn, collects from the property outside the subdivision benefited by the additional sewage facilities when the sewer permits are issued.

APPROPRIATION $314,000

Classification	EXPENDITURES Actual Prior Year 1953-54	Actual Current Year To 12-1-54	Estimated Current Year 1954-55	Requested Fiscal Year 1955-56	Allowed Fiscal Year 1955-56
MAINTENANCE AND OPERATION					
From Tax Revenue					
Reimbursement to Subdividers	$ 226,450.21	$	$ 217,900	$ 189,000	$ 189,000
From Contingent Revenue					
Reimbursement to Subdividers			100,000	125,000	125,000
TOTAL REIMBURSEMENT TO SUBDIVIDERS	$ 226,450.21	$	$ 317,900	$ 314,000	$ 314,000

Fish and Game Propagation Fund

Accumulation of State allocation of County's share of local fish and game fines to be expended on preservation and propogation of fish and wild life as provided by State law.

APPROPRIATION $33,500

Classification	EXPENDITURES Actual Prior Year 1953-54	Actual Current Year To 12-1-54	Estimated Current Year 1954-55	Requested Fiscal Year 1955-56	Allowed Fiscal Year 1955-56
MAINTENANCE AND OPERATION					
Services and Supplies	$ 9,840.26	$	$ 23,100	$ 33,500	$ 33,500

Miscellaneous Special Appropriations

Special appropriations authorized by the Board of Supervisors but not included in the County budget. These items are financed from special funds derived from revenue other than taxes and are, therefore, not reflected in the General County Tax Levy.

Classification	EXPENDITURES Actual Prior Year 1953-54	Actual Current Year To 12-1-54	Estimated Current Year 1954-55	Requested Fiscal Year 1955-56	Allowed Fiscal Year 1955-56
SALARIES AND WAGES					
Reporter's Salary Fund	$ 185,075.11	$ 63,653.22	$ 189,000	$	$
Rancho Crafters Rehabilitation Fund	17,212.70	1,355.56	12,000		
TOTAL SALARIES AND WAGES	$ 202,287.81	$ 65,008.78	$ 201,000	$	$
MAINTENANCE AND OPERATION					
City of Lakewood	$	$ 91,724.54	$ 116,000	$	$
Community Sports Fund	12,657.03	8,621.21	16,000		
Inmate Welfare Fund	32,504.08	6,007.95	35,000		
Jury Instruction Form Fund	283.32	41.83	300		
Parking Meter Maintenance Fund	47,285.52	13,420.76	50,000		
Rancho Crafters Rehabilitation Fund	6,892.36	3,514.96	7,500		
TOTAL MAINTENANCE AND OPERATION	$ 99,622.31	$ 123,331.25	$ 224,800	$	$
CAPITAL OUTLAY					
Equipment					
Inmate Welfare Fund	$ 10,714.66	$ 857.99	$ 5,000	$	$
Rancho Crafters Rehabilitation Fund	2,117.25		500		
TOTAL CAPITAL OUTLAY	$ 12,831.91	$ 857.99	$ 5,500	$	$
TOTAL MISCELLANEOUS SPECIAL APPROPRIATIONS	$ 314,742.03	$ 189,198.02	$ 431,300	$	$

CAPITAL PROJECTS DEPARTMENTAL INDEX

Projects Listed are Those for Which 1955-56 Budget Request Was Made

Page

Accumulative Capital Outlay Funds

Addition to Museum, (8710) (2) 550
Psychopathic Hospital, New, (7743) (3) 440
Small Boat Harbor Development, (8910) (4) 550
Superior and Municipal Courts Building, (7001) (3) 346
Superior and Municipal Courts Building, (7002) (3) 346
Superior Court Building, (7000) (3) 348

Acton Camp (See Charities)

Air Pollution Control

Administration Building, Air Pollution Control District, 2851 East Olympic Boulevard, (7445) (3) 398
Air Pollution Control District Building, Alterations and and Improvements, (7446) (3) 398

Airports (See Engineer, County)

Arboreta and Botanic Gardens

Arboretum, State of California and County of Los Angeles, Southerly of Colorado Street, Easterly of Pasadena, (8740) (1) 548
Greenhouse and Headhouse Unit, (8742 (1) 550
Library and Herbarium Building, (8743) (1) 550

Area—Administrative Centers

Page

Bellflower Administrative Area (1)

Branch Automotive Repair Shop, Rancho Los Amigos, (7152) 348
Downey County Courts Building, (7153) 348
Lakewood Health Center, (7456) 348
Lakewood Sheriff's Station, (7163) 350
Los Cerritos Municipal Court Building, (7155) 350
Norwalk County Building, (7154) 352
Norwalk Sheriff's Station, Alterations and Improvements, (7151) 352

Burbank Administrative Area (5)

Burbank County Courts Building, (7160) 354

Compton Administrative Area (4)

Compton County Building, Compton, (7165) 354
Compton Health Center, (7167) 354

Covina Administrative Area (1)

County Engineer Regional Office, San Dimas, (7171) 356
County Office Building, Covina Administrative Center, (7170) 356

East Los Angeles Administrative Area (3)

East Los Angeles Administrative Center, Additional Site Development, (7175) 356
East Los Angeles County Courts Building, (7176) 358
Land Acquisition, East Los Angeles Administrative Center, (7179) 358

El Monte Administrative Area (1)

County Engineer Regional Office, Temple City, (7181) 358
El Monte County Building, (7184) 358
El Monte Health Center, 737 North Tyler Avenue, El Monte, (7183) 360
Temple City Sheriff's Station, (7182) 360

Area—Administrative Centers—Continued

Page

Glendale Administrative Area (5)

Glendale County Building, (7185) 360

Huntington Park-South Gate Administrative Area (1)

Florence-Firestone County Building, (7194) 360
San Antonio Municipal Courts Building, Huntington Park, (7190) 362
Sheriff's Station, Firestone Park, (7192) 362
South Gate County Building, (7193) 362

Inglewood-Lennox Administrative Area (2)

Inglewood County Building, Inglewood, (7195) 362

Lancaster-Palmdale Administrative Area (5)

Central Heating Plant, 1011 10th Street, Lancaster, (7285) 362
Charities Department, Bureau of Public Assistance, Lancaster, (7278) 364
County Courts Building, Lancaster, (7279) 364
County Engineering Building, Lancaster, (7280) 364
Fire Station, Lancaster, (7281) 364
Health Building, Lancaster, (7282) 366
Lancaster Civic Center, Site Development, (7283) 366
New Sheriff's Station, Lancaster, (7202) 366

Long Beach Administrative Area (4)

Long Beach Courts Building, (7205) 368

Malibu Administrative Area (4)

Malibu Building and Safety Building, (7212) 368
Malibu County Building, (7210) 368
Sheriff's Station, Malibu, (7211) 370

Area—Administrative Centers—Continued

Page

Monrovia Administrative Area (1)

Construction and Maintenance Service Shops, 405 South Santa Anita Boulevard, Arcadia, (7217) 370
Monrovia Health Center, (7216) 370
Santa Anita Municipal Court Building, (7215) 372

Pasadena Administrative Area (5)

Altadena Division of Building and Safety Building, (7226) 372
Altadena Sheriff's Station, Alterations and Improvements, (7227) 372
County Office Building, Pasadena, (7225) 374

Pomona Administrative Area (1)

Pomona County Building, (7230) 374

Puente Administrative Area (1)

Building and Safety Building, Puente, (7235) 376

San Fernando Administration Area (5)

County Office Building, San Fernando, (7240) 376

Santa Monica Administrative Area (4)

Culver City County Building, (7252) 376
Santa Monica Office Building, (7250) 378

South Bay Cities Administrative Area (2 & 4)

Health and Library Building, Lawndale Administrative Center, (7257) 378
Lomita County Office Building, (7258) 378
South Bay Cities Court Building, (7255) 380
Torrance Health Center, 2300 Carson Street, (7259) 380

Area—Administrative Centers—Continued

Page

Van Nuys Administrative Area (5)

Municipal Courts, Van Nuys, (7260) 380

West Hollywood Administrative Area (3)

Sheriff's Station, Hollywood, (7266) 382

Whittier Administrative Area (1)

Building and Safety Building, Whittier, (7271) 382
New Sheriff's Station, Whittier, (7273) 384
Whittier Health Center, (7272) 384
Whittier Municipal Court Building, (7276) 386

Art Institute, County (3)

Art Building, Los Angeles County Art Institute, (8700) 546

Aviation Fund

Antelope Valley Airport, (7441) (5) 388
Brackett Field, (7440) (1) 388

Biscailuz Center (See Sheriff)

Charities—Acton Camp (5) Page

Addition and Repairs To Storage Building, (8343) ... 486
Driveway Paving, Kitchen and Dining Room Area, (8345) ... 486
Employees' Dormitory, Heating and Ventilation, (8346) ... 486
Heating Improvements, (8347) ... 486
Modernizing Electrical Distribution System, (8337) ... 486
New Kitchen and Dining Room, (8330) ... 486
Sidewalks and Curbs, (8348) ... 486
Soil Erosion Fencing, (8339) ... 488
Utility Office and Storage Building, (8349) ... 488
Vehicle Garage for Doctors' Residence, (8340) ... 488
Washroom Addition to Existing Bathhouse, (8342) ... 488

Charities—Administration

Alterations, Los Angeles County Cemetery, (7721) (3) ... 420
Bureau of Adoptions Building, Improvements, Olympic and Magnolia, (7723) (2) ... 420
El Monte District Office, Bureau of Public Assistance, 725 South Tyler Avenue, El Monte, (7720) (1) ... 420
Telephone Exchange Building, (7724) (3) ... 420
Welfare Building, Improvements, 2615 South Grand, (7722) (2) ... 422

Charities—General Hospital (3)

Acute Unit, Additional Delivery Rooms, (7784) ... 422
Acute Unit, Air Condition Library, (7805) ... 422
Acute Unit, Alterations, Radiology Department, (7806) ... 422
Acute Unit, Central Supply, (7814) ... 424
Acute Unit, Deep Freeze Storage, (7815) ... 424
Acute Unit, Dietitians' Laboratory Alterations, (7785) ... 424
Acute Unit, Drainage Under Steam Kettles, (7807) ... 424
Acute Unit, Elevator Door Replacement, (7816) ... 426
Acute Unit, Improvements, (7800) ... 426
Acute Unit, Kitchen, Canopy Surface, (7808) ... 426
Acute Unit, Kitchen, Drain Lines Replacement, (7786) ... 426
Acute Unit, Kitchen Refrigeration, (7748) ... 428

Charities—General Hospital—Continued Page

Acute Unit, Kitchen Wall Protection, (7809) ... 428
Acute Unit, Laboratory, Alterations and Expansion, (7817) ... 428
Acute Unit, Machine Record Room Addition, (7787) ... 428
Acute Unit, Mezzanine Floor, Room 1026, (7810) ... 428
Acute Unit, Pharmacy Alterations, (7811) ... 430
Acute Unit, Post Anesthesia Recovery Room, (7812) ... 430
Acute Unit, Pot Washing Room Alterations, (7788) ... 430
Acute Unit, Renovate Classroom, (7789) ... 430
Acute Unit, Site Improvements, (7790) ... 432
Acute Unit, Storage Space for Fruits and Vegetables, (7813) ... 432
Acute Unit, Waste Line Replacement, (7791) ... 432
Acute Unit, Waterproof Roof Decks, (7755) ... 432
Air Conditioning, Central Compressor Plant, (7818) ... 432
Auditorium, Renovate and Redecorate, (7756) ... 432
Clock System Conversion, (7801) ... 434
Communicable Diseases Building, New, (7739) ... 434
Dishwashing Room, Alterations and Equipment Replacement, (7759) ... 434
Garage, Waterproof Roof Deck, (7792) ... 436
Interns' and Resident Physicians' Home, (7742) ... 436
Interns' Home, Improvements, (7804) ... 436
Laundry Building, Improvements, (7761) ... 436
Marengo Street Entrance, Alterations, (7793) ... 436
Nurses' Residence Expansion, (7741) ... 438
Old Incinerator Building, Elevator Improvements, (7794) ... 438
Osteopathic Hospital, New, (7740) ... 438
Outpatient Building, New, (7802) ... 440
Power House, Additions and Improvements, (7772) ... 440
Psychopathic Hospital, Improvements, (7819) ... 440
Psychopathic Hospital, New, (7743) ... 440
Repaint Buildings, (7773) ... 442
Resurfacing Roads, (7795) ... 442
Service Building, Alterations, (7776) ... 442
Service Building Elevator Improvements, (7796) ... 442
Shelter Over Water Softeners, (7803) ... 442
Surgeries, Air Condition for Explosion-Proofing, (7778) ... 444
Tuberculosis Building, Improvements, (7780) ... 444
Tunnel Extension, (7782) ... 444

Charities—Harbor General Hospital (4) **Page**

Acute Unit, (7973) 444
Acute Wards, Nurses' Call System, (7944) 446
Administration Building Alterations, (7903) 446
Alterations, Doctors' Quarters, (7945) 446
Animal Shelter, (7904) 446
Central Supply, Alterations, (7946) 446
Clinical Laboratory, Additions and Alterations, (7908) 446
Clinical Laboratory Electrical Improvements, (7947) 448
Dormitory Buildings for Medical Staff, (7913) 448
"E" Wing, Hot Water Systems, (7962) 448
Electrical Distribution, Overhead, Repairs, (7915) 448
Electrical Improvements, Surgery Rooms "D" and "E", (7963) 448
Fence, Chain Link, (7950) 448
Floor Covering, Corridors, "A", "B", "C", Wings, (7951) 450
Holding Ward, (7964) 450
Housing for Autoclave, (7952) 450
Laboratory Annex, Addition, (7920) 450
Library Building, Renovate and Redecorate, (7965) 450
Master Development Plan, Harbor General Hospital, (7974) 450
Medical Conference Room, (7953) 452
Medical Records Storage Building, (7966) 452
New Boiler Plant, (7900) 452
Obstetrical Ward Addition, (7925) 454
Occupational Therapy Alterations, (7956) 454
Open Arcades, Enclosures, "F" and "G" Wings and Connections, (7926) 454
Orthopedic Addition, Air Conditioning, (7971) 454
Outpatient Clinics Building, (7901) 454
Patients' Dining Room, (7930) 456
Pharmacy Addition, (7955) 456
Repaint Exterior, Institution Buildings, (7967) 456
Reroof Hospital Buildings and Corridors, (7972) 456
Soiled Linen Sorting Room, (7968) 456
Surgical Recovery Room, Improvements, (7970) 456
Surgical Wards, New, (7969) 458
Ward C-3 Improvements, (7960) 458

Charities—Long Beach General Hospital (1)

Page

Alterations, Isolation Rooms, Ward A, (8074) 458
Automotive and Equipment Storage Building, (8100) 458
Building Addition, (8075) 458
Canteen Addition, (8076) 460
Concrete Loading Docks and Ramps, (8101) 460
Director's Residence, Improvements, (8077) 460
Flammable Liquids Storage and Process Building, (8055) 460
Kitchen Additions, (8081) 460
Linen Room Alterations, (8083) 460
Medical Building, Alterations and Additions, (8099) 460
Morgue and Storage Rooms, (8084) 462
New Surgical Unit, (8085) 462
Power Line Extensions, (8086) 462
Vegetable Room and Bake Shop Alterations, (8091) 462
Ward "B." Isolation Room, Changes, (8093) 462
Ward Buildings, New, (8092) 462
Wards "A" and "B" Addition, (8102) 464
Wards "D" and "E" Addition, (8103) 464

Charities—Mira Loma Segregation Hospital (5)

Recalcitrant Unit, (8686) 464

Charities—Olive View Sanatorium (5)

Acute Unit, Automatic Fire Sprinkler System, (8166) 466
Auto Equipment Storage Shed, (8151) 466
Auto Repair Shop Building, (8152) 466
Grounds Maintenance Building, (8164) 466
Mechanical Shop Building, (8156) 468
Resurfacing Roads, (8167) 468
Steam Heat Installation, (8165) 468

Charities—Rancho Los Amigos (1) Page

Administration Building, (8266) ... 470
Alterations, Kitchen No. 2, (8240) ... 470
Bumper Guards, Parking Lots, (8242) ... 470
Dairy Rehabilitation, (8280) ... 470
Electrical Improvements, (8267) ... 470
Employees' Cafeteria, Soundproofing, (8259) ... 472
Employees' Cottage, (8239) ... 472
Fire Alarm System, Rancho Los Amigos, (8217) ... 472
Fire Line Replacement, (8279) ... 472
Garages, Doctors' Residences, (8268) ... 472
Grounds Lighting, (8245) ... 472
Heaters, Space, Vented, (8269) ... 474
Hot Water Supply and Return, (8270) ... 474
Infirmary Building, New, (8248) ... 474
Lattice House Reconstruction, Landscape Area, (8249) ... 474
Laundry Building, (8250) ... 476
Lawn Sprinkling System, New Infirmaries, (8201) ... 476
Loading Docks, (8203) ... 476
Men's Mental Hygiene Ward, Improvements, (8252) ... 476
Mental Hygiene Ward Improvements, (8205) ... 476
New Genito-Urinary Treatment Room, (8278) ... 478
Nurses Homes, Attic Insulation, (8241) ... 478
Occupational Therapy Building, (8271) ... 478
Parking Lots, (8251) ... 478
Physical Therapy Gymnasium, (8272) ... 478
Post Acute Polio Unit, (8180) ... 478
Poultry Laying House, Roof Extensions, (8214) ... 480
Poultry Shelter, (8215) ... 480
Powerhouse, Additions and Renovations, Boiler and Generating Equipment, (8216) ... 480
Rancho Store, Lighting Improvements, (8202) ... 480
Recreation Area, (8254) ... 480
Salt Tank Installation, Powerhouse Yard, (8223) ... 482
Shop Alterations, (8258) ... 482
Soundproofing Clinic, (8273) ... 482
Steam Line Covering, (8277) ... 482
Toilet Building Addition, Casa Consuelo, (8274) ... 482
Toilet Installation, Bonita Hall, (8275) ... 482
Utilities Tunnel, Power House to Ward 12, (8232) ... 482
Water Development, (8238) ... 484
X-ray Improvements, (8276) ... 484

Page

Charities—Warm Springs Camp (5)

Utility and Storage Building, (8363) 490
Visitors' Rest Room, (8362) 490

Civic Center, Los Angeles (3)

Alterations of Existing Parapet Walls, Three and Five Story Civil Service Buildings, (7041) 334
Alterations of Parapets at Garnier Building, (7043) 334
Carport, Municipal Courts Building, (7046) 334
Civic Center Building Alterations, (7009) 334
Civic Center Building, Automatic Fire Sprinkler System, (7047) 336
Civic Center Building, Elevator Changes, (7010) 336
Civic Center Garage, Temple and Hill Street, (7062) 336
Civic Center Property Acquisition, (7007) 336
County Central Heating Plant, (7008) 338
County Parking Lot, West of Broadway and South of Sunset Boulevard, (7012) 338
808 North Spring Street Building, Elevator Changes, (7014) 338
Elevator Signal System, Civic Center Building (7049) 338
Engineering Building Alterations, 108 West Second Street, (7003) 340
Engineering Building Elevator Changes, (7017) 340
Garnier Building, Fire Escape, (7050) 340
Guard Shelter, Hall of Justice Parking Lot, (7061) 340
Hall of Justice, Alterations, (7056) 340
Hall of Justice, Elevator Changes, (7020) 342
Hall of Justice, Landscaping, (7052) 342
Hall of Justice, Stairway and Elevator Shaft Enclosures, (7022) 342
Hall of Justice, Wash Exterior Walls, (7023) 342
Hall of Records, Electric Stairs, (7025) 342
Hall of Records, High Pressure Boiler Replacement, (7053) 344
Hall of Records, New, (7059) 344
Hall of Records, Wash Exterior Walls, (7026) 344
Interceptor Sewer, General Hospital Area, (7060) 344
Municipal Courts Building Elevator Changes, (7029) 344
New County Administration Building, (7005) 346

Page

Civic Center, Los Angeles—Continued

Parking Lot Improvement, Grand Avenue, Temple Street, Hill Street and Freeway, (7031) ... 346
Parking Lot No. 5, (7032) ... 346
Superior and Municipal Courts Building, (7001) ... 346
Superior and Municipal Courts Building, (7002) ... 346
Superior Court Building, (7000) ... 348
Warehouse for Transportation and Supplies, Survey Division, County Engineer, (7039) ... 348

Civil Defense—Disaster Relief

Civil Defense Communications, (7716) ... 400
Civil Defense Control Center, (7709) ... 400
Civil Defense Radio and Control Room, Addition to Sheriff's Radio Communications Building, (7710) ... 400
Communications and Control Center, (7708) ... 400

Engineer, County

Antelope Valley Airport, (7441) (5) ... 388
Brackett Field, (7440) (1) ... 388

Forester and Fire Warden

Central Headquarters, Forester and Fire Warden, (7564) (3) ... 402
Fire Cisterns, (7568) ... 402
Fire Combat Training Center, City Terrace, (7524) (3) ... 404
Fire Station No. 61, South Hills Improvements, 4009 E. Pomona Blvd., Walnut, (7526) (1) ... 404
Fire Station No. 62, Padua Hills, 4349 Padua Avenue, Claremont, (7527) (1) ... 404
Fire Station No. 64, Battalion 8 Headquarters, Improvements, (7528) (1) ... 404
Fire Station No. 66, (7530) (5) ... 406
Fire Station No. 69, (7533) (5) ... 406
Fire Station No. 72, (7536) (4) ... 406
Fire Station No. 73, Battalion 6 Headquarters, Improvements, (7537) (5) ... 406
Fire Station No. 76, Castaic, Improvements, (7540) (5) ... 406
Fire Station No. 77, Quail Lake, Improvements, (7541) (5) ... 406
Fire Station No. 78, Pine Canyon, Improvements, (7542) (5) ... 406
Fire Station No. 79, Big Rock, Improvements, (7543) (5) ... 408

Forester and Fire Warden—Continued

Page

Fire Station, No. 80, Vincent, Improvements, (7544) (5) 408
Fire Station No. 81, Mint Canyon, Improvements, (7546) (5) 408
Fire Station No. 82, New Battalion 4 Headquarters, (7548) (5) 408
Fire Station No. 97, Glendora, (7567) (1) 408
Fire Station No. 102, (7570) (1) 410
Fire Telephone Line Construction, (7569) 410
Forestry Camp No. 2, (7565) 410
Henniger Flats Plantation, (7553) (1) 412
Pacoima Warehouse Area, (7554) (5) 412
Topanga Fire Main Extension, (7556) (5) 412

General Hospital—(See Charities)

Harbor General Hospital—(See Charities)

Harbors and Marina

Small Boat Harbor Development, (8910) (4) 550

History, Science and Art

Addition to Museum, Exposition Park, (8710) (2) 550
Alterations and Improvements, Museum Building, Exposition Park, (8712) (2) 552
Hancock Park Development, Wilshire Boulevard and Ogden Drive, (8716) (3) 552
Pit Observation Station, Improvements, Hancock Park, (8718) (3) 552
Taxidermy Building, Repairs and Improvements, (8719) (2) 554

Hollywood Bowl Parking Development

Hollywood Bowl Parking Development, (8923) (3) 616

Juvenile Hall (1 & 3)

	Page
Boys' Dining Room and Service Pantry, (8384)	490
Branch Juvenile Hall Facility, (8382)	490
Entrance Road Improvement, Juvenile Hall, Branch Facility, (8385)	490
Juvenile Hall, May and Henry Streets, (8380)	492
Laundry Building, (8383)	492

Mechanical Department (3)

Automotive Paint Shop, 1701 Zonal Avenue, (7411)	390
Carpenter Mill, 1701 Zonal Avenue, (7406)	390
Lube Rack Building, 1701 Zonal Avenue, (7412)	390
Machine Shop, Bridge Crane Installation, 1701 Zonal Avenue, (7407)	392
Mechanical Services Shops Buildings, 635 New High Street, (7409)	392
Steam Lines, Replacement, (7408)	392
Water Service Replacement, 1701 Zonal Avenue, (7413)	392

Municipal Courts

Burbank County Courts Building, (7160) (5)	354
Compton County Building, (7165) (4)	354
Covina County Office Building, (7170) (1)	356
Culver City County Building, (7252) (4)	376
Downey County Courts Building, (7153) (1)	348
East Los Angeles County Courts Building, (7176) (3)	358
El Monte County Building, (7184) (1)	358
Glendale County Building, (7185) (5)	360
Inglewood County Building, (7195) (2)	362
Lancaster County Courts Building, (7279) (5)	364
Long Beach Courts Building, (7205) (4)	368
Los Cerritos Municipal Courts Building, (7155) (1)	350
Pasadena County Office Building, (7225) (5)	374
Pomona County Building, (7230) (1)	374
San Antonio Municipal Courts Building, (7190) (1)	362
San Fernando County Office Building, (7240) (5)	376

Municipal Courts—Continued

	Page
Santa Anita Municipal Court Building, (7215) (1)	372
Santa Monica Office Building, (7250) (4)	378
South Bay Cities Court Building, (7255) (4)	380
South Gate County Building, (7193) (1)	362
Superior and Municipal Courts Building, (7002) (3)	346
Van Nuys Municipal Courts, (7260) (5)	380
Whittier Municipal Court Building, (7276) (1)	386

Parks and Recreation—Beaches

Carrillo State Beach and Park, (8750) (4)	556
Clifton County Beach, (8751) (4)	558
El Porto Beach, (8752) (4)	558
Malibu Lagoon Beach State Park, (8758) (4)	560
Manhattan State Beach, (8755) (4)	560
Redondo County Beach, (8756) (4)	562
Zuma Beach County Park, (8757) (4)	564

Parks and Recreation—Parks and Playgrounds

Agoura Park, (8770) (5)	564
Alondra Park, (8771) (2)	566
Altadena Golf Course and Park, (8772) (5)	568
Arcadia County Park, (8773) (1)	570
Artesia Park, (8774) (1)	572
Athens Park, (8848) (2)	572
Atlantic Avenue Park, (8852) (3)	572
Bassett Park, (8838) (1)	572
Bell Gardens Park, (8845) (3)	572
Belvedere Park, (8776) (3)	574
City Terrace Park, (8846) (3)	576
Crescenta Valley Park, (8779) (5)	576
Descanso Gardens Park, (8832) (5)	578
Dexter Park, (8780) (5)	580
East Los Angeles Park, (8847) (1)	580

Parks and Recreation—Continued

Parks and Playgrounds—Continued

	Page
Eaton Canyon Park, (8781) (5)	582
Enterprise Park, (8854) (2)	582
Franklin Delano Roosevelt Park, (8782) (2)	582
Franklin Delano Roosevelt Park Swimming Pool and Bathhouse, (8783) (2)	584
Garvey Memorial Recreation Center, (8784) (1)	584
General Charles S. Farnsworth Park, (8785) (5)	584
General Scott Park, (8775) (4)	586
Irwindale Park, (8834) (1)	586
Jane Reynolds Park, (8789) (5)	586
Jane Reynolds Park, Swimming Pool, (8790) (5)	588
Ladera Park, (8833) (2)	588
Lakewood Golf Course, (8791) (1)	588
Lambert Park, (8839) (1)	590
Lawndale Community Center Park, (8793) (2)	590
Lennox Park, (8794) (2)	590
Loma Alta Park, (8835) (5)	590
Marine Park, (8836) (4)	590
Melville J. Courson Park, (8798) (5)	592
Mona Park, (8800) (4)	592
Mountain View Park, (8840) (1)	592
H. M. Newhall Memorial Park, (8801) (5)	592
Placerita Canyon State and County Park, (8802) (5)	594
Plummer Park, (8803) (3)	594
Puddingstone Recreation Area, (8804) (1)	594
Ranchito Park, (8831) (1)	596
Rio Hondo Park, (8825) (1)	596
Roadside Tree Division, Northeastern Service Headquarters, Eaton Canyon Park, (8806) (5)	596
Roadside Tree Division, Southeastern Service Headquarters, Paramount Park, (8809) (1)	598
Roger Jessup Park, (8853) (5)	598
Rosemead Park, (8811) (1)	598
Rosemead Park Swimming Pool and Bathhouse, (8812) (1)	598
San Dimas Canyon Park, (8813) (1)	600
Southeast Sports Center, (8855) (3)	600

Parks and Recreation—Continued

Parks and Playgrounds—Continued

Page

Southwest Sportsman's Park, (8814) (2) 602
Tapia Park, (8815) (5) 604
Trails, Riding and Hiking, (8816) 606
Two Strike Park, (8843) (5) 606
Val Verde Park, (8817) (5) 608
West Hollywood Park, (8819) (3) 608
West Hollywood Park, Swimming Pool and Bathhouse, (8820) (3) 610
Western Avenue Golf Course, (8818) (2) 610
Whittier Narrows Park, (8821) (1) 612
Will Rogers Memorial Park, (8822) (2) 612
Will Rogers Memorial Park Swimming Pool and Bathhouse, (8823) (2) .. 614
William S. Hart Park, (8829) (5) 614

Patriotic Hall

Exterior Painting, Patriotic Hall, (8920) (2) 616
Patriotic Hall Parking Facility, (8921) (2) 616

Pound Department

Animal Shelter No. 1, (7711) (1) 414
Animal Shelter No. 3, (7713) (4) 416
Animal Shelter No. 4, (7714) (1) 416
Animal Shelter No. 5, (7715) (5) 418

Probation Department

Bouquet Canyon Boys' Camp, (8406), (5) 494
Boys' Probation Camp, New, (8390) (5) 496
Juvenile Camp No. 4, Improvements, (8400) (5) 498
Kenyon Scudder Boys' Camp, (8391) (5) 500
Malibu Boys' Camp, (8398) (5) 502
Merrick Canyon Boys' Camp, (8403) (5) 502
New Girls' Center, (8393) 504
Oak Grove Boys' Camp, (8394) (1) 506
Santa Anita Boys' Camp, (8407) (1) 506
Sycamore Canyon Boys' Camp, (8392) (1) 508

Purchasing and Stores

	Page
Branch Stores Warehouse, Harbor General Hospital, (7430) (4)	394
Branch Stores Warehouse, Long Beach General Hospital, (7431) (1)	394
Branch Stores Warehouse, Olive View Sanatorium, (7432) (5)	394
Branch Stores Warehouse, Rancho Los Amigos, (7433) (1)	394
Outdoor Storage Area, (7434) (3)	394

Rancho Los Amigos (See Charities)

Registrar of Voters

Warehouse Addition, (7435) (3)	396

Sealer of Weights and Measures

Vehicle Storage Shed, (7718) (3)	418

Sheriff—Biscailuz Center (3)

Administration Building, New, (8445)	510
Electric Service Extension, (8425)	510
Emergency Generator Building Addition, (8446)	510
Grounds Improvement, (8451)	510
Guardhouses, Juvenile Unit, (8429)	510
Kitchen Building Improvements, (8448)	512
Paving, (8438)	512
Retaining Walls, Biscailuz Center Area, (8447)	512
School and Recreation Building Additions, Juvenile Unit, (8444)	512
Signal Device, Main Road, (8452)	512
Storeroom Addition, (8450)	512

Sheriff—General

Sheriff's Communications Plant, (7438) (3)	396

Sheriff—Jail (3)

Jail Shelving, (8522)	514
Paint Shop, (8523)	514
Storage Building, (8525)	514
Water Service Booster Pumps, (8531)	514
Water Stand Pipes, (8530)	514

Sheriff—Mira Loma Facility (5)

	Page
Antelope Valley Mechanical Shops, (8679)	516
General Improvements, Barracks "A", "B", "C", and "D", (8697)	516
Incinerator and Waste Disposal Building, (8777)	516
Inmate Barracks, (8694)	516
Inmate Barber Shop, (8689)	518
Kitchen Improvements, (8687)	518
Laundry Expansion, (8681)	518
Maximum Security Area Improvements, (8690)	520
Mira Loma Medium Security Facility, (8683)	520
Mira Loma Natural Gas System, (8684)	520
Officers' Conference and Dining Room, (8688)	522
Officers' Dormitory, (8692)	522
Personnel Housing Improvements, (8693)	522
Property Storage and Receiving Building, (8695)	522
Rehabilitation and Industrial Shops Building, (8699)	522
Sewage Disposal Plant Addition, (8696)	524
Theater Building, (8698)	524
Tubercular Segregation Building, (8676)	524
Tuberculosis Unit, Alterations and Expansion, (8533)	524
Water Development, (8685)	526
Women's Rest Room, (8691)	526

Sheriff—Wayside Honor Rancho (5)

Administration Building, (8634)	528
Agricultural Storage Building, (8640)	528
Carpenter Shop, (8556)	528
Dairy Milking Parlor and Processing Plant, (8607)	528
Ditch Lining, Hog Farm Area, (8563)	528
Drainage Culvert, Tapia Canyon Wash, (8617)	528
Drainage Improvement, (8641)	530
Electric Service Extension, (8628)	530
Emergency Generator for Power and Light, (8569)	530
Employee Housing Development, (8570)	530
Entrance Control Center, (8632)	530
Evaporative Coolers, (8635)	532
Farm Manager's Residence Additions, (8618)	532
Feed Racks, Dairy, (8608)	532
Fence, Dairy Area, (8619)	532

Sheriff—Wayside Honor Rancho—Continued

	Page
Flood Control Channel Lining, Wayside Canyon, (8609)	532
Flood Control and Land Reclamation, (8576)	532
Garage, Farm Manager's Residence, (8577)	534
Gatehouse, (8579)	534
Greenhouse, (8633)	534
Heater Replacement, (8642)	534
Hobby Crafts Building, (8636)	534
Hog Shelter, (8582)	534
Hot Water System, Alterations, (8643)	536
Kitchen and Dining Room Air Conditioning, (8610)	536
Kitchen Boiler Room Improvements, (8584)	536
Land Acquisition, (8586)	536
Maximum Security Unit, Second Wing, (8590)	536
Minimum Security Unit, Inmate Barracks Replacement, (8593)	538
Motor Pool, Nursery Area, Toilet Facilities, (8630)	538
Officers' Dormitory, (8637)	538
Paint Shop, (8596)	538
Paving Main Road, (8614)	538
Porch Shelter and Steps, (8622)	540
Pump Houses, (8623)	540
Resident Building, Relocation, (8644)	540
Sewage Plant, Improvements, (8645)	540
Sheep Outsleeper Building, (8626)	540
Site Improvements, (8646)	540
Steam Piping Alterations, Kitchen, (8627)	540
Storage Building, Gardening and Athletic Equipment, (8638)	542
Storage Building, Inmate Property, (8639)	542
Water Development, (8602)	542
Water Softener Units, Camp Area, (8603)	544

Sheriff—Women's Detention Unit No. 2

Women's Detention Unit No. 2, (8655) (4)	544

Special Funds

Page

Accumulative Capital Outlay Funds:

Addition to Museum, (8710) (2) 550
Psychopathic Hospital, New, (7443) (3) 440
Small Boat Harbor Development, (8910) (4) 550
Superior and Municipal Courts Building, (7001) (3) 346
Superior and Municipal Courts Building, (7002) (3) 346
Superior Court Building, (7000) (3) 348

Aviation Fund:

Antelope Valley Airport, (7441) (5) 388
Brackett Field, (7440) (1) 388

Superior Courts

Burbank County Courts Building, (7160) (5) 354
Compton County Building, (7165) (4) 354
Glendale County Building, (7185) (5) 360
Inglewood County Building, (7195) (2) 362
Long Beach Courts Building, (7205) (4) 368
Pasadena County Office Building, (7225) (5) 374
Pomona County Building, (7230) (1) 374
San Fernando County Office Building, (7240) (5) 376
Santa Monica Office Building, (7250) (4) 378
South Gate County Building, (7193) (1) 362
Superior and Municipal Courts, (7002) (3) 346

Tax Deeded Land Purchase

Tax Deeded Land Purchase, (8922) 616

Wayside Honor Rancho (See Sheriff)

Women's Detention Unit No. 2 (See Sheriff)

Capital Projects

The capital projects appropriations are an accumulation of the appropriations for each County department for structural and non-structural improvements and constitute the County's Public Works Construction and Improvement Program.

APPROPRIATIONS $35,941,699

Project Number, Title, Location, Description	Allowed Amount is for Land	Plans	Constr.	Equip.
GENERAL GOVERNMENT				
General Government Buildings				
Los Angeles Civic Center (3)				
Alterations of Existing Parapet Walls—Three and Five Story Civil Service Buildings, (7041)—To meet requirements of Los Angeles City Building and Safety Codes.				
.01 Correct Existing Parapet Wall				
Alter parapets				
Architectural and County Engineer services				
Total, Alterations of Existing Parapet Walls				
Alterations of Parapets at Garnier Building, (7043)—To meet requirements of Los Angeles City Building and Safety Codes.				
.01 Wall Alterations				
Correct parapet walls				
County Engineer services				
Total, Alterations of Parapets at Garnier Building				
Carport, Municipal Courts Building, (7046)—To provide protection from the weather for County-owned vehicles.				
.01 Concrete Carport				
Construction (2,500± sq. ft)				
Architectural and County Engineer services				
Total, Carport, Municipal Courts Building				
Civic Center Building Alterations, (7009)—To provide adequate space distribution for office of the Probation Department.				
.01 Lighting and Acoustic Tile				
All floors except 10th floor				
Tenth floor				
Architectural and County Engineer services				
Total, Civic Center Building Alterations				

CAPITAL PROJECTS—Continued

EXPENDITURES				
Actual Prior Year 1953-54	**Actual Current Year** to 12-1-54	**Estimated Current Year** 1954-55	**Requested Fiscal Year** 1955-56	**Allowed Fiscal Year** 1955-56
$	$	$	$ 17,300	$
1,193.15			**17,300**	
			7,750	
509.84			**7,750**	
			34,700	
			34,700	
			84,550	
3,068.19		83,800	**84,550**	

CAPITAL PROJECTS—Continued

Project Number, Title, Location, Description	Allowed Amount is for Land	Plans	Constr.	Equip.
GENERAL GOVERNMENT—Continued				
General Government Buildings—Continued				
Los Angeles Civic Center (3)—Continued				
Civic Center Building, Automatic Fire Sprinkler System, (7047)—To provide adequate fire protection in basement and to comply with Los Angeles City Fire Regulations. (Part of Safety Program sponsored by Mechanical Department).				
.01 Sprinkler System				
Install fire sprinklers (9,000±sq. ft.)				
Architectural and County Engineer services				
Total, Civic Center Building, Automatic Fire Sprinkler System				
Civic Center Building, Elevator Changes, (7010)—To provide one automatic passenger elevator to reduce the hazards of operation when the elevators must be used outside of regular working hours.				
.01 Elevator Alterations				
Convert one elevator to full automatic				
Architectural and County Engineer services				
Total, Civic Center Building, Elevator Changes				
Civic Center Garage, (7062) Temple and Hill Street—To provide garage and parking facilities in the Civic Center area for County-owned vehicles, at present over-crowded and inadequate.				
.01 Garage Building				
Type I construction (226,600±sq. ft.)				
Architectural and County Engineer services		50,000		
.02 Terra Cotta Facing (57,600±sq. ft.)				
Total, Civic Center Garage		**50,000**		
Civic Center Property Acquisition, (7007)—To acquire properties in the Civic Center area for further comprehensive development.				
.01 Land Acquisition				
Mechanical Department Shops and Warehouse				
Mechanical Department Service Yard				
Grand to Hope, First to Temple Street	1,100,000			
Court Street and Olive Street, underlying fee	1,500			
Air Pollution Control District, Parking Lot	12,000			
Health Department Parking Lot				
Garage purchase, 227 No. Figueroa				
Total, Civic Center Property Acquisition	**1,113,500**			

CAPITAL PROJECTS—Continued

EXPENDITURES				
Actual Prior Year 1953-54	Actual Current Year to 12-1-54	Estimated Current Year 1954-55	Requested Fiscal Year 1955-56	Allowed Fiscal Year 1955-56
			11,150	
			11,150	
			26,000	
			26,000	
			1,870,550	50,000
			236.160	
			2,106,710	**50,000**
			1,497,325	1,113,500
5,679.68			**1,497,325**	**1,113,500**

CAPITAL PROJECTS—Continued

Project Number, Title, Location, Description	Allowed Amount is for Land	Plans	Constr.	Equip.
GENERAL GOVERNMENT—Continued				
General Government Buildings—Continued				
Los Angeles Civic Center (3)—Continued				
County Central Heating Plant, (7008)—To provide for construction of a Central Heating Plant for all County buildings, including the new Courthouse, to replace the existing Hall of Records plant.				
.02 Central Heating Plant				
Construction				
Architectural and County Engineer services				
Total, County Central Heating Plant				
County Parking Lot, (7012) West of Broadway and South of Sunset Boulevard—To provide landscaped development of parking facilities and prevent erosion of slope banks in the Civic Center area.				
.01 Erosion Control				
.02 Sprinkler System				
.03 Landscaping				
.04 Concrete Retaining Wall				
.05 Architectural and County Engineer services				
.06 Landscaping, including 20 specimen trees, flower massing, ornamental ground cover, soil erosion control and sprinkler system				
.07 Architectural and County Engineer services				
Total, County Parking Lot				
808 North Spring Street Building, Elevator Changes, (7014)—To provide two automatic passenger elevators to reduce the hazards of operation when the elevators must be used outside of regular working hours.				
.01 Elevator Alterations				
Conversion to full automatic				
Architectural and County Engineer services				
Total, 808 North Spring Street Building, Elevator Changes				
Elevator Signal System, (7049) Civic Center Building—To provide adequate signal system and replace obsolete equipment in use since 1923.				
.01 Elevator Improvements				
Install signal system for three elevators				
Architectural and County Engineer services				
Total, Elevator Signal System				

CAPITAL PROJECTS—Continued

EXPENDITURES				
Actual Prior Year 1953-54	Actual Current Year to 12-1-54	Estimated Current Year 1954-55	Requested Fiscal Year 1955-56	Allowed Fiscal Year 1955-56
			2,493,150	
78,125.00	28.48	71,875	**2,493,150**	
			6,000	
			4,000	
			2,000	
			4,500	
			2,200	
			14,500	
			1,500	
9,982.00	1,099.36	34,700	**34,700**	
			35,200	
			35,200	
			18,000	
			18,000	

CAPITAL PROJECTS—Continued

Project Number, Title, Location, Description	Allowed Amount is for Land	Plans	Constr.	Equip.
GENERAL GOVERNMENT—Continued				
General Government Buildings—Continued				
Los Angeles Civic Center (3)—Continued				
Engineering Building Alterations, (7003) 108 West Second Street—To furnish adequate quarters for County Engineering Departments.				
.01 Air Conditioning			205,000	
.02 Toilet Room Ventilation			22,000	
.03 Replace Refrigeration Compressors			42,000	
.05 Architectural and County Engineer Services		3,750	8,000	
.07 Industrial Waste Laboratory				
.08 Water Softener				
.09 Gunite Second Street Wall and Alter Partitions on First Floor				
.10 Remodel Entrance and Lobby				
.11 Replace Elevators with Autotronic Control Elevator				
Total, Engineering Building Alterations		**3,750**	**277,000**	
Engineering Building Elevator Changes, (7017)—To provide one automatic passenger elevator to reduce the hazards of operation when the elevators must be used outside of regular working hours.				
.01 Elevator Alterations				
Convert one elevator to full automatic				
Architectural and County Engineer services		2,000		
Total, Engineering Building Elevator Changes		**2,000**		
Garnier Building, Fire Escape, (7050)—To provide second means of egress from upper floor, to comply with Los Angeles Fire Department requests. (Part of Safety Program sponsored by Mechanical Department.)				
.01 Construct Steel Fire Escape				
Guard Shelter, Hall of Justice Parking Lot, (7061)—To improve the appearance of the parking lot in conformance with the beautification program of the Civic Center area.				
.01 Guard Shelter, Including Electrical Service, Heating, Landscaping, and Counter; Roofed Area (400± sq. ft.)				
Enclosed Area (64± sq. ft.)				
Hall of Justice Alterations, (7056)—To provide for alterations to space vacated by departments for new assignments to other departments.				
.01 Alterations		**40,000**	**440,000**	

CAPITAL PROJECTS—Continued

EXPENDITURES				
Actual Prior Year 1953-54	Actual Current Year to 12-1-54	Estimated Current Year 1954-55	Requested Fiscal Year 1955-56	Allowed Fiscal Year 1955-56
			205,000	205,000
			22,000	22,000
			42,000	42,000
			11,750	11,750
			10,700	
			8,500	
			59,650	
			35,500	
			253,500	
209,173.28	4,895.73	288,201	**648,600**	**280,750**
			35,200	2,000
			35,200	**2,000**
			1,124	
			2,600	
		7,000	480,000	**480,000**

CAPITAL PROJECTS—Continued

Project Number, Title, Location, Description	Allowed Amount is for Land	Plans	Constr.	Equip.
GENERAL GOVERNMENT—Continued				
General Government Buildings—Continued				
Los Angeles Civic Center (3)—Continued				
Hall of Justice, Elevator Changes, (7020)—This is part of a program to obtain one fully automatic elevator in each major building to reduce hazards.				
.01 Elevator Alterations				
Convert one elevator to full automatic				
Architectural and County Engineer services		2,000		
Total, Hall of Justice, Elevator Changes		**2,000**		
Hall of Justice Landscaping, (7052)—To provide for improvement of Building grounds in keeping with the Civic Center Landscaping Plans.				
.01 Site Improvement				
Landscaping, including specimen palms				
Architectural and County Engineer services				
Total, Hall of Justice Landscaping				
Hall of Justice Stairway and Elevator Shaft Enclosures, (7022)—To eliminate fire hazard, (Part of Safety Program sponsored by Mechanical Department.)				
.01 Stairway and Elevator Shaft Enclosures				
Enclose elevators from 10th to 14th floors and stairways from 1st to 9th floor				
Architectural and County Engineer services		4,500		
Total, Hall of Justice Stairway and Elevator Shaft Enclosures		**4,500**		
Hall of Justice, Wash Exterior Walls, (7023)—To preserve and improve the appearance of County Building.				
.01 Wash Exterior Walls				
.02 Architectural and County Engineer Services				
Total, Hall of Justice, Wash Exterior Walls				
Hall of Records Electric Stairs, (7025)—To expedite vertical transportation and thus improve elevator service above the Second Floor.				
.01 Electric Stairs				
Spring Street corridor to Broadway level				
Broadway level to second floor				
Architectural and County Engineer services				
Total, Hall of Records Electric Stairs				

CAPITAL PROJECTS—Continued

EXPENDITURES				
Actual Prior Year 1953-54	Actual Current Year to 12-1-54	Estimated Current Year 1954-55	Requested Fiscal Year 1955-56	Allowed Fiscal Year 1955-56
			33,150	2,000
			33,150	**2,000**
			4,700	
			4,700	
			64,500	4,500
			64,500	**4,500**
			42,000	
			4,000	
			46,000	
			209,000	
3,493.15			**209,000**	

CAPITAL PROJECTS—Continued

Project Number, Title, Location, Description	Allowed Amount is for Land	Plans	Constr.	Equip.
GENERAL GOVERNMENT—Continued				
General Government Buildings—Continued				
Los Angeles Civic Center (3)—Continued				
Hall of Records, High Pressure Boiler Replacement, (7053)—To replace old boiler that has become badly pitted and cracked and can not operate with efficiency and safety. (Part of Safety Program sponsored by Mechanical Department.)				
.01 Replace High Pressure Boiler				
New boiler, complete				
Architectural and County Engineer services				
Total, Hall of Records, High Pressure Boiler Replacement				
Hall of Records, New, (7059)—To provide modern facilities and reduce maintenance on inadequate buildings and equipment.				
.01 Land Acquisition	700,000			
.02 Architectural and County Engineer Services		15,000		
Total, Hall of Records, New	**700,000**	**15,000**		
Hall of Records, Wash Exterior Walls, (7026)—To preserve and improve appearance of County Building.				
.01 Hand Wash Exterior Walls and Light Court				
.02 Architectural and County Engineer Services				
Total, Hall of Records, Wash Exterior				
Interceptor Sewer, General Hospital Area, (7060)—To provide outfall interceptor sewer capacity to meet the growth of County facilities in the General Hospital, Zonal Avenue Shop, Juvenile Hall, Flood Control, and Road Department Administration Area.				
.01 Sewer Line				
Installation (4,000±lin. ft.)			129,000	
Architectural and County Engineer services				
Total, Interceptor Sewer			**129,000**	
Municipal Courts Building Elevator Changes, (7029)—To provide one automatic passenger elevator to reduce the hazards of operation when the elevators must be used outside of regular working hours.				
.01 Elevator Alterations				
Convert one elevator to full automatic				
Architectural and County Engineer services				
Total, Municipal Courts Building Elevator Changes				

CAPITAL PROJECTS—Continued

EXPENDITURES				
Actual Prior Year 1953-54	Actual Current Year to 12-1-54	Estimated Current Year 1954-55	Requested Fiscal Year 1955-56	Allowed Fiscal Year 1955-56
			91,000	
			91,000	
			700,000	700,000
			15,000	15,000
			715,000	**715,000**
			12,000	
			2,000	
			14,000	
			138,800	129,000
			138,800	**129,000**
			25,000	
			25,000	

CAPITAL PROJECTS—Continued

Project Number, Title, Location, Description	Allowed Amount is for Land	Plans	Constr.	Equip.
GENERAL GOVERNMENT—Continued				
General Government Buildings—Continued				
Los Angeles Civic Center (3)—Continued				
New County Administration Building, (7005)—To provide a centralized modern office structure for all County administrative and fiscal departments and eliminate obsolete structures and rented facilities.				
.01 Architectural and County Engineer Services		20,000		
.03 Land Acquisition	2,745,000			
Total, New County Administration Building	**2,745,000**	**20,000**		
Parking Lot Improvement, (7031) Grand Avenue, Temple Street, Hill Street and Freeway—To improve appearance of unsightly parking.				
.01 Parking Lot Alterations				
.02 Concrete Block Wall				
.03 Sprinkler System				
.04 Landscaping				
.05 Top Soil				
.06 Architectural and County Engineer Services		4,710		
Total, Parking Lot Improvement		**4,710**		
Parking Lot No. 5, (7032)—To provide required parking facilities in the Civic Center area.				
.01 Site Improvement				
Alterations to provide planting space				
Landscaping				
Sprinkler system				
Architectural and County Engineer Services				
Total, Parking Lot No. 5				
Superior and Municipal Courts Building, (7001)—To provide for the site acquisition, plans, construction, furnishing and equipping of a facility to house Superior and Municipal Courts and their related functions in Los Angeles Civic Center. Financing for the project is the Accumulative Capital Outlay Fund.				
.01 Superior Court Building			939,831	
Superior and Municipal Courts Building, (7002)—To provide for the site acquisition, site preparation and clearing, plans, construction, furnishing and equipping of a facility to house Superior and Municipal Courts and their related functions in Los Angeles Civic Center. Financing for this project is the Accumulative Capital Outlay Fund.				
.01 Class "A" Court Building			2,657,919	

CAPITAL PROJECTS—Continued

EXPENDITURES				
Actual Prior Year 1953-54	Actual Current Year to 12-1-54	Estimated Current Year 1954-55	Requested Fiscal Year 1955-56	Allowed Fiscal Year 1955-56
			20,000	20,000
			2,745,000	2,745,000
			2,765,000	**2,765,000**
			13,425	
			6,155	
			13,900	
			14,600	
			5,840	
			6,710	4,710
			60,630	**4,710**
			10,700	
			10,700	
550,500.00	6,025.40	36,000	939,831	939,831
102,948.72	472,340.89	679,000	2,657,919	2,657,919

CAPITAL PROJECTS—Continued

Project Number, Title, Location, Description	Allowed Amount is for Land	Plans	Constr.	Equip.
GENERAL GOVERNMENT—Continued				
General Government Buildings—Continued				
Los Angeles Civic Center (3)—Continued				
Superior Court Building, (7000)—To provide adequate housing for Civil Divisions of the Superior Court and incidental and related uses in Los Angeles Civic Center. Financing for this project is the Accumulative Capital Outlay Fund.				
.01 Superior Court Building			9,427,400	
Warehouse for Transportation and Supplies, (7039) Survey Division, County Engineer—To provide facilities for supplies and transportation equipment.				
.02 Warehouse Alterations				
Alterations and repairs				
Carport (3,300± sq. ft.)				
Paving (7,200± sq. ft.)				
Architectural and County Engineer services				
Total, Warehouse for Transportation and Supplies				
Various Completed Projects				
Total, Los Angeles Civic Center	**4,558,500**	**141,960**	**13,871,150**	
Area Administrative Centers				
Bellflower Administrative Area (1)				
Branch Automotive Repair Shop, (7152) Rancho Los Amigos—To provide a branch repair shop for servicing vehicles assigned to the Harbor General Hospital, Long Beach General Hospital, and various County Departments in the Long Beach area.				
.01 Shop Building				
Metal construction (10,500± sq. ft.)				
Architectural and County Engineer services				
.02 Automotive Shop Equipment				
Total, Branch Automotive Repair Shop				
Downey County Courts Building, (7153)—To provide adequate facilities for Court functions.				
.01 General Improvements				
Install panic hardware on courtroom doors				
Architectural and County Engineer services				
Total, Downey County Courts Building				
Lakewood Health Center, (7456)—To provide adequate health facilities to meet the requirements of a fast growing community.				
.01 Land Acquisition				
.02 Plans		24,000		
Total, Lakewood Health Center		**24,000**		

CAPITAL PROJECTS—Continued

EXPENDITURES				
Actual Prior Year 1953-54	Actual Current Year to 12-1-54	Estimated Current Year 1954-55	Requested Fiscal Year 1955-56	Allowed Fiscal Year 1955-56
	227,458.26	547,000	9,427,400	9,427,400
			42,200	
			42,200	
133,280.84	**1,422.27**	**26,585**		
$ 1,097,953.85	**$ 713,270.39**	**$ 1,774,161**	**$24,778,889**	**$18,571,610**
$	**$**	$	$ 176,657	**$**
			12,341	
			188,998	
			500	
			500	
			30,000	
			24,000	24,000
		10,000	**54,000**	**24,000**

CAPITAL PROJECTS—Continued

Project Number, Title, Location, Description	Allowed Amount is for Land	Plans	Constr.	Equip.
GENERAL GOVERNMENT—Continued				
General Government Buildings—Continued				
Area Administrative Centers—Continued				
Bellflower Administrative Area (1)—Continued				
Lakewood Sheriff's Station, (7163)—To provide adequate Sheriff's facilities in the rapid growing area of the vicinity of Lakewood.				
.01 Land Acquisition				
.03 Sheriff's Station				
Detention area, type I construction (4,000±sq. ft.)				
Detention area, type III construction (11,000±sq. ft.)				
Basement (3,500±sq. ft.)				
Garage (3,100±sq. ft.)				
Gas storage tank and pump				
Parking lot (48,000±sq. ft.)				
Chain link fence (330±lin. ft.)				
Curbs and aprons (900±lin. ft.)				
Landscaping and sprinkler system				
Grading and utilities				
Architectural and County Engineer services				
.04 Furnishings and Equipment Required				
Total, Lakewood Sheriff's Station				
Los Cerritos Municipal Court Building, (7155)—To provide adequate public buildings for housing of Inferior Courts.				
.02 General Improvements				
Install panic hardware on courtroom doors				
Architectural and County Engineer services				
.03 Addition to Court Building				
Second Court and associated functions			112,386	
Architectural and County Engineer services		7,000	4,000	
Total, Los Cerritos Municipal Court Building		**7,000**	**116,386**	

CAPITAL PROJECTS—Continued

EXPENDITURES				
Actual Prior Year 1953-54	Actual Current Year to 12-1-54	Estimated Current Year 1954-55	Requested Fiscal Year 1955-56	Allowed Fiscal Year 1955-56
			55,000	
			415,000	
			40,000	
		55,000	510,000	
			500	
			123,386	123,386
1,797.44		575	123,886	123,386

CAPITAL PROJECTS—Continued

Project Number, Title, Location, Description	Allowed Amount is for Land	Plans	Constr.	Equip.
GENERAL GOVERNMENT—Continued				
General Government Buildings—Continued				
Area Administrative Centers—Continued				
Bellflower Administrative Area (1)—Continued				
Norwalk County Building, (7154)—To provide for the centralization of Health Department, and Division of Building and Safety by replacing present inadequate rented quarters.				
.01 Class III Building				
Building and Safety (1,530±sq. ft.)				
Health Department (3,405±sq. ft.)				
.02 Site Development				
Landscaping				
Concrete block wall				
.03 Parking Lot				
.04 Architectural and County Engineer Services				
.06 Land Acquisition				
Total, Norwalk County Building				
Norwalk Sheriff's Station, Alterations and Improvements, (7151)—To provide and maintain facilities for efficient operation of the Norwalk Sheriff's Station.				
.01 Air Conditioning System				
Install air conditioning, including building and driveway alterations and electrical services				
Building addition for housing air conditioning system (720±sq. ft.)				
Architectural and County Engineer services				
.02 Alterations				
Booking area			762	
Lobby			453	
.03 Incinerator Replacement				
.04 Assembly Room				
Concrete block addition, including utilities (2,700±sq. ft.)				
Air conditioning				
Architectural and County Engineer services				
.05 Alterations, Civil Defense Building				
.06 Equipment, Booking Area				767
Total, Norwalk Sheriff's Station			1,215	767

CAPITAL PROJECTS—Continued

EXPENDITURES				
Actual Prior Year 1952-54	Actual Current Year to 12-1-54	Estimated Current Year 1954-55	Requested Fiscal Year 1955-56	Allowed Fiscal Year 1955-56
			99,680	
			5,400	
			3,000	
			5,800	
			3,000	
26,531.31	60.12	108,530	116,880	
			65,700	
			1,215	1,215
			1,500	
			53,900	
			7,450	
			767	767
			130,532	1,982

CAPITAL PROJECTS—Continued

Project Number, Title, Location, Description	Allowed Amount is for Land	Plans	Constr.	Equip.
GENERAL GOVERNMENT—Continued				
General Government Buildings—Continued				
Area Administrative Centers—Continued				
Burbank Administrative Area (5)				
Burbank County Courts Building, (7160)—To provide adequate public buildings for housing of Inferior Courts.				
.03 General Improvements				
Install panic hardware on Courtroom doors (8)				
Architectural and County Engineer services				
.04 Entrance Hallway				
Alterations				
Architectural and County Engineer services				
Total, Burbank County Courts Building				
Compton Administrative Area (4)				
Compton County Building, (7165), Compton—To provide adequate County-owned building to house Courts.				
.04 Parking Lot				
Paving, curbs, gutters, and landscaping (15,000± sq. ft.)			5,800	
Architectural and County Engineer services		500	250	
.05 General Improvements				
Install panic hardware on doors (6)				
Architectural and County Engineer services				
.06 Janitors Storage and Work Room				
Type V addition				
Architectural and County Engineer services				
Total, Compton County Building		**500**	**6,050**	
Compton Health Center, (7167)—To provide adequate health facilities to meet the requirements of a fast growing community.				
.01 Health Center				
Type III building (13,850± sq. ft.)			257,065	
Utilities			3,000	
Parking lot			4,500	
Landscaping and sprinkler system			3,000	
Architectural and County Engineer services		4,000	8,000	
Total, Compton Health Center		**4,000**	**275,565**	

CAPITAL PROJECTS—Continued

EXPENDITURES				
Actual Prior Year 1953-54	**Actual Current Year** to 12-1-54	**Estimated Current Year** 1954-55	**Requested Fiscal Year** 1955-56	**Allowed Fiscal Year** 1955-56
			1,750	
			4,682	
33,280.36	479.46	1,200	6,432	
			6,550	6,550
			1,650	
			14,500	
236,861.03	2,953.79	24,000	22,700	6,550
			279,565	279,565
	649.55	285,402	279,565	279,565

CAPITAL PROJECTS—Continued

Project Number, Title, Location, Description	Allowed Amount is for Land	Plans	Constr.	Equip.
GENERAL GOVERNMENT—Continued				
General Government Buildings—Continued				
Area Administrative Centers—Continued				
Covina Administrative Area (1)				
County Engineer Regional Office, (7171) San Dimas—To provide adequate housing for decentralization of County Engineer services.				
.01 Land Acquisition				
.02 Regional Office Building				
Type III structure (8,760± sq. ft.)				
Utilities				
Parking lot (5,000± sq. ft.)				
Landscaping and sprinkler system				
Architectural and County Engineer services				
.03 Office Equipment				
Total, County Engineer Regional Office				
County Office Building, Covina Administrative Center, (7170)—To centralize County functions in one building and eliminate the present inadequate rented space.				
.02 Type III Building				
Courts (9,000± sq. ft.)			171,000	
Building and Safety (1,500± sq. ft.)			28,500	
Health Department (5,200± sq. ft)			100,000	
Parking lot (11,000± sq. ft.)			3,300	
Landscaping			4,500	
Sprinkler system			5,000	
Architectural and County Engineer services		25,400	14,700	
.06 Municipal Court Equipment				8,474
.07 Marshal's Office Equipment				1,060
Total, County Office Building, Covina Administrative Center		**25,400**	**327,000**	9,534
East Los Angeles Administrative Area (3)				
East Los Angeles Administrative Center, Additional Site Development, (7175)—Improve appearance of Third Street frontage.				
.01 Grading			3,000	
.02 Catch Basin and Drain			2,500	
.03 Landscaping and Sprinkler System			6,000	
.06 Parking Lot, Walks, Grading, Landscaping, and Sprinkler Systems around Sheriff's Station			35,000	
.07 Architectural and County Engineer Services		3,800	2,000	
Total, East Los Angeles Administrative Center		**3,800**	**48,500**	

CAPITAL PROJECTS—Continued

EXPENDITURES				
Actual Prior Year 1953-54	Actual Current Year to 12-1-54	Estimated Current Year 1954-55	Requested Fiscal Year 1955-56	Allowed Fiscal Year 1955-56
			30,000	
			217,500	
			1,300	
			248,800	
			352,400	352,400
			8,474	8,474
			1,060	1,060
	187.98	**63,375**	**361,934**	**361,934**
			3,000	3,000
			2,500	2,500
			6,000	6,000
			35,000	35,000
			5,800	5,800
1,361.14	**10,824.49**	**39,000**	**52,300**	**52,300**

CAPITAL PROJECTS—Continued

Project Number, Title, Location, Description	Allowed Amount is for Land	Plans	Constr.	Equip.
GENERAL GOVERNMENT—Continued				
General Government Buildings—Continued				
Area Administrative Centers—Continued				
East Los Angeles Administrative Area (3)				
East Los Angeles County Courts Building, (7176)—To provide adequate Court facilities.				
.07 Employees Patio				
Construct brick wall with steel gate, brick pavement, and approach				
Pylon alterations				
Total, East Los Angeles County Courts Building				
Land Acquisition, (7179) East Los Angeles Administrative Center—Acquisition of Fetterly Avenue frontage.				
.01 Land Acquisition				
El Monte Administrative Area (1)				
County Engineer Regional Office, (7181) Temple City—To provide adequate housing for County functions.				
.01 Land Acquisition				
.02 Type III Construction				
Building and Safety Division (4,500 ± sq. ft.)			81,000	
Surveyor's Office (625 ± sq. ft.)			11,250	
Carport (1,540 ± sq. ft.)			15,400	
Utilities			2,000	
Parking lot (20,000 ± sq. ft.)			5,000	
Landscaping and sprinkler system			3,500	
Fencing (445 ± lin. ft.)			1,500	
Concrete block wall (125 ± lin. ft.)			1,875	
Architectural and County Engineer services			4,000	
Total, County Engineer Regional Office, Temple City			125,525	
El Monte County Building, (7184)—To provide for centralization of County functions and replace the present rented quarters.				
.01 Land Acquisition				
.02 Type III Building				
Construction (26,000 ± sq. ft.)				
Parking lot				
Landscaping and sprinkler system				
Architectural and County Engineer services		4,900	9,000	
.06 Municipal Court Equipment				
.07 Marshal's Office Equipment				
Total, El Monte County Building		4,900	9,000	

CAPITAL PROJECTS—Continued

EXPENDITURES				
Actual Prior Year 1953-54	Actual Current Year to 12-1-54	Estimated Current Year 1954-55	Requested Fiscal Year 1955-56	Allowed Fiscal Year 1955-56
			6,550	
102,692.49	3,823.25	25,000	6,550	
			210,000	
			75,000	
			135,150	125,525
1,365.35	30.04		210,150	125,525
			20,000	
			520,900	13,900
			16,769	
			1,115	
131,048.66	8,468.72	40,000	558,784	13,900

CAPITAL PROJECTS—Continued

Project Number, Title, Location, Description	Allowed Amount is for Land	Plans	Constr.	Equip.
GENERAL GOVERNMENT—Continued				
General Government Buildings—Continued				
Area Administrative Centers—Continued				
El Monte Administrative Area (1)—Continued				
El Monte Health Center, (7183) 737 N. Tyler Avenue, El Monte—To provide a permanent location for County health activities in the El Monte area and replace the headquarters for the Center which are now in leased space in the City of El Monte.				
.01 Health Building				
Type III building (10,300± sq. ft.)				
Parking lot				
Landscaping and sprinkler system				
Architectural and County Engineer services		2,300	7,000	
Total, El Monte Health Center		**2,300**	**7,000**	
Temple City Sheriff's Station (7182) — To provide space for Sheriff's Station now housed in leased quarters.				
.08 County Engineer Services for 1954-55 Contract				
Glendale Administrative Area (5)				
Glendale County Building, (7185)—To provide for centralization of County functions and replace the present rented quarters.				
.01 Land Acquisition				
.02 County Building				
Type III structure, including utilities (29,550± sq. ft.)			588,000	
Parking lot (24,000± sq. ft.)			7,200	
Landscaping			4,000	
Sprinkler system			6,000	
Site clearance			10,000	
Architectural and County Engineer services			20,000	
.07 County Clerk Equipment				
.08 Marshal's Office Equipment				
.09 Superior Court Equipment				
Total, Glendale County Building			**635,200**	
Huntington Park-South Gate Administrative Area (1)				
Florence-Firestone County Building, (7194)—To provide adequate housing for Division of Building and Safety, and Health Department.				
.04 County Engineer Services for 1954-55 Contract				

CAPITAL PROJECTS—Continued

EXPENDITURES				
Actual Prior Year 1953-54	Actual Current Year to 12-1-54	Estimated Current Year 1954-55	Requested Fiscal Year 1955-56	Allowed Fiscal Year 1955-56
			247,600	
10,252.48	360.37	24,000	247,600	9,300
20,950.14	1,232.78	329,680	2,000	
			464,000	
			681,600	635,200
			3,943	
			1,191	
			16,701	
42,919.17		454,000	1,167,435	635,200
	910.84	91,849	1,500	

CAPITAL PROJECTS—Continued

Project Number, Title, Location, Description	Allowed Amount is for Land	Plans	Constr.	Equip.
GENERAL GOVERNMENT—Continued				
General Government Buildings—Continued				
Area Administrative Centers—Continued				
Huntington Park-South Gate Administrative Area (1)—Continued				
San Antonio Municipal Courts Building, (7190) Huntington Park—To provide County-owned housing for court functions.				
.02 County Engineer Services for 1954-55 Contract				
Sheriff's Station, Firestone Park, (7192)—To provide space for Sheriff's Station now housed in inadequate leased quarters.				
.04 County Engineer Services for 1954-55 Contract				
South Gate County Building, (7193)—To provide for adequate housing of County court functions.				
.01 County Engineer Services for 1953-54 Contract				
.07 Lunch Room				
Alterations				
Architectural and County Engineer services				
Total, South Gate County Building				
Inglewood-Lennox Administrative Area (2)				
Inglewood County Building, (7195)—Inglewood—To provide adequate heating and ventilation for the Superior and Municipal Courts serving the Inglewood area.				
.03 General Improvements				
Install panic hardware on Courtroom doors (8)				
Architectural and County Engineer services				
Total, Inglewood County Building				
Lancaster-Palmdale Administrative Area (5)				
Central Heating Plant, (7285) (5) 1011 10th Street, Lancaster—To provide adequate central heating system for all buildings in Civic Center including new additions and Sheriff's station.				
.01 Type III Building				
Construction (5,000± sq. ft.)			225,000	
Architectural and County Engineer services		6,000	7,600	
Total, Central Heating Plant		**6,000**	**232,600**	

CAPITAL PROJECTS—Continued

EXPENDITURES				
Actual Prior Year 1953-54	Actual Current Year to 12-1-54	Estimated Current Year 1954-55	Requested Fiscal Year 1955-56	Allowed Fiscal Year 1955-56
481,209.64	9,662.27	69,008	2,500	
404,529.05	2,896.99	28,500	1,500	
			500	
			6,800	
328,720.55	1,755.68	35,587	7,300	
			1,750	
29,879.69	5,361.09	36,000	1,750	
			248,600	238,600
		223,600	248,600	238,600

CAPITAL PROJECTS—Continued

Project Number, Title, Location, Description	Allowed Amount is for Land	Plans	Constr.	Equip.
GENERAL GOVERNMENT—Continued				
General Government Buildings—Continued				
Area Administrative Centers—Continued				
Lancaster-Palmdale Administrative Area (5)—Continued				
Charities Department, Bureau of Public Assistance, (7278) Lancaster—To provide adequate permanent facilities for Charities activities in this fast growing area.				
.01 Type III Building				
Construction (4,800 ± sq. ft.)				
Architectural and County Engineer services				
Total, Charities Department, Bureau of Public Assistance				
County Courts Building, (7279) Lancaster — To provide for adequate housing of County court functions.				
.01 Type III Building				
Construction (9,000 ± sq. ft.)				
Architectural and County Engineer services				
Total, County Courts Building				
County Engineering Building, (7280) Lancaster—To furnish facilities for the regional office of the County Engineer and Surveyor.				
.01 Type III Building				
Building and Safety (3,500 ± sq. ft.)				
Sewer Maintenance Division Office (1,500 ± sq. ft.)				
Sewer Maintenance Division garage				
Engineer and Surveyor Office (1,350 ± sq. ft.)				
Engineer and Surveyor garage (600 ± sq. ft.)				
Paving and fencing				
Architectural and County Engineer services				
.06 Equipment Required				
Total, County Engineering Building				
Fire Station, (7281) Lancaster—To provide adequate facilities to protect County property.				
.01 Fire Station				
Type III building (4,000 ± sq. ft.)				
Architectural and County Engineer services				
Total, Fire Station, Lancaster				

CAPITAL PROJECTS—Continued

EXPENDITURES				
Actual Prior Year 1953-54	Actual Current Year to 12-1-54	Estimated Current Year 1954-55	Requested Fiscal Year 1955-56	Allowed Fiscal Year 1955-56
			96,290	
			96,290	
			191,500	
	995.12	**14,000**	**191,500**	
			154,380	
			1,528	
		10,100	**155,908**	
			90,080	
			90,080	

CAPITAL PROJECTS—Continued

Project Number, Title, Description	Allowed Amount is for Land	Plans	Constr.	Equip.
GENERAL GOVERNMENT—Continued				
General Government Buildings—Continued				
Area Administrative Centers—Continued				
Lancaster-Palmdale Administrative Area (5)—Continued				
Health Building, (7282) Lancaster—To provide adequate health facilities to meet the requirements of a fast growing community.				
.01 Type III Building				
Construction (9,500± sq. ft.)				
Architectural and County Engineer services				
.03 Equipment for Offices and Clinics				
Total, Health Building				
Lancaster Civic Center, Site Development, (7283)—To provide parking facilities and improve appearance of buildings in Lancaster Civic Center.				
.02 Site Development				
Landscaping and sprinkler system			33,000	
Parking lot (32,000± sq. ft.)			10,000	
Architectural and County Engineer services		4,500	3,500	
Total, Lancaster Civic Center, Site Development		**4,500**	**46,500**	
New Sheriff's Station, Lancaster, (7202)—To provide adequate office and detention facilities for the large rapid-growing Antelope Valley area.				
.01 Sheriff's Station				
Basement (800± sq. ft.)			8,800	
Detention area, type I construction (2,500± sq. ft.)			55,000	
Detention area, type III construction (8,000± sq. ft.)			158,400	
Carport, including wash rack, storage room, and maintenance shop (2,200± sq. ft.)			19,980	
Parking lot (30,000± sq. ft.)			7,500	
Fencing (1,000± lin. ft.)			3,000	
Gas storage tank and pump			1,100	
Landscaping and sprinklers			3,000	
Utilities			1,000	
Microwave base station and antenna tower			18,400	
Architectural and County Engineer services			10,000	
.05 Office Furnishings and Equipment				30,000
Total, New Sheriff's Station, Lancaster			**286,180**	**30,000**

CAPITAL PROJECTS—Continued

EXPENDITURES				
Actual Prior Year 1953-54	**Actual Current Year** to 12-1-54	**Estimated Current Year** 1954-55	**Requested Fiscal Year** 1955-56	**Allowed Fiscal Year** 1955-56
			190,000	
			28,957	
		14,000	**218,957**	
			51,000	51,000
		51,000	**51,000**	**51,000**
			307.555	286,180
			30,000	30,000
		15,000	**337,555**	**316,180**

CAPITAL PROJECTS—Continued

Project Number, Title, Location, Description	Allowed Amount is for Land	Plans	Constr.	Equip.
GENERAL GOVERNMENT—Continued				
General Government Buildings—Continued				
Area Administrative Centers—Continued				
Long Beach Administrative Area (4)				
Long Beach Courts Building, (7205)—To provide adequate housing for County functions in the Long Beach area and to replace present rented quarters.				
.01 Land Acquisition				
.02 Type I Building				
Construction (83,055± sq. ft.)				
Parking lot (64,000± sq. ft.)				
Landscaping				
Sprinkler system				
Site clearance				
Architectural and County Engineer services				
.07 Equipment, County Clerk				
.08 Equipment, Superior Court				
.09 Equipment, Marshal				
Total, Long Beach Courts Building				
Malibu Administrative Area (4)				
Malibu Building and Safety Building, (7212)—To provide adequate housing for County functions.				
.01 Type III Building				
Construction, including utilities (1,800± sq. ft.)				
Parking lot (5,000± sq. ft.)				
Landscaping and sprinkler system				
Architectural and County Engineer services				
.05 Office Equipment				
Total, Malibu Building and Safety Building				
Malibu County Building, (7210)—To provide for centralization of County functions, taking place of present inadequate rented quarters.				
01. Land Acquisition				

CAPITAL PROJECTS—Continued

EXPENDITURES				
Actual Prior Year 1953-54	Actual Current Year to 12-1-54	Estimated Current Year 1954-55	Requested Fiscal Year 1955-56	Allowed Fiscal Year 1955-56
			700,000	
			1,952,500	
			12,388	
			108,071	
			1,565	
		795,000	**2,774,524**	
			46,225	
			927	
		2,400	**47,152**	
			60,000	

CAPITAL PROJECTS—Continued

Project Number, Title, Location, Description	Allowed Amount is for Land	Plans	Constr.	Equip.
GENERAL GOVERNMENT—Continued				
General Government Buildings—Continued				
Area Administrative Centers—Continued				
Malibu Administrative Area (4)—Continued				
Sheriff's Station, Malibu, (7211)—To provide space for Sheriff's Station now housed in inadequate leased quarters.				
.01 Sheriff's Station				
Basement (1,500 ± sq. ft.)				
Detention area, type I structure (1,340 ± sq. ft.)				
Detention area, type III structure (7,350 ± sq. ft.)				
Garage (1,930 ± sq. ft.)				
Parking lot (20,000 ± sq. ft.)				
Fencing (600 ± lin. ft.)				
Gas storage tank and pump				
Landscaping and sprinkler system				
Utilities, including septic tank and leaching system				
Site clearance				
Architectural and County Engineer services				
Total, Sheriff's Station, Malibu				
Monrovia Administrative Area (1)				
Construction and Maintenance Service Shops, (7217) 405 South Santa Anita Boulevard, Arcadia—To provide a branch shop for the use of craftsmen to service and maintain County buildings in the northeast section of the County.				
.01 Relocate existing building			5,500	
.02 Shops Building				
Type III structure (13,800 ± sq. ft.)			175,465	
Metal warehouse (3,000 ± sq. ft.)			25,500	
Loading dock (1,200 ± sq. ft.)			5,400	
Chain link fence (360 ± lin. ft.)			1,260	
Electric service and vault			8,000	
Utilities			2,000	
Architectural and County Engineer services		6,900	7,500	
Total, Construction and Maintenance Service Shops		**6,900**	**230,625**	
Monrovia Health Center, (7216)—To provide and maintain adequate facilities for effective service to the public.				
.02 Air Conditioning				
Installation				
Architectural and County Engineer services				
Total, Monrovia Health Center				

CAPITAL PROJECTS—Continued

EXPENDITURES				
Actual Prior Year 1953-54	Actual Current Year to 12-1-54	Estimated Current Year 1954-55	Requested Fiscal Year 1955-56	Allowed Fiscal Year 1955-56
			260,190	
		14,000	**260,190**	
			5,500	5,500
			232,025	232,025
		16,000	**237,525**	**237,525**
			25,800	
128,904.38	**990.31**	**5,000**	**25,800**	

CAPITAL PROJECTS—Continued

Project Number, Title, Location, Description	Allowed Amount is for Land	Plans	Constr.	Equip.
GENERAL GOVERNMENT—Continued				
General Government Buildings—Continued				
Area Administrative Centers—Continued				
Monrovia Administrative Area (1)				
Santa Anita Municipal Court Building, (7215) —To provide County-owned housing for court functions.				
.02 General Improvements				
Install panic hardware on Courtroom doors (2)				
Architectural and County Engineer services				
Total, Santa Anita Municipal Court Building				
Pasadena Administrative Area (5)				
Altadena Division of Building and Safety Building, (7226)—To furnish facilities for the Department of Building and Safety, at present in rented quarters on which lease has expired.				
.01 Type III Building				
Construction (2,325 ± sq. ft.)				
Utilities				
Parking lot (7,500 ± sq. ft.)				
Landscaping and sprinkler system				
Architectural and County Engineer services				
.06 Office Equipment				
Total, Altadena Department of Building and Safety				
Altadena Sheriff's Station, Alterations and Improvements, (7227)—To provide and maintain facilities for efficient operation of Altadena Sheriff's Station.				
.01 Air Conditioning				

CAPITAL PROJECTS—Continued

EXPENDITURES				
Actual Prior Year 1953-54	Actual Current Year to 12-1-54	Estimated Current Year 1954-55	Requested Fiscal Year 1955-56	Allowed Fiscal Year 1955-56
			500	
13,000.73			500	
			54,640	
			890	
			55,530	
			7,215	

CAPITAL PROJECTS—Continued

Project Number, Title, Location, Description	Allowed Amount is for Land	Plans	Constr.	Equip.
GENERAL GOVERNMENT—Continued				
General Government Buildings—Continued				
Area Administrative Centers—Continued				
Pasadena Administrative Area (5)—Continued				
County Office Building, (7225) Pasadena—To provide adequate facilities for County functions.				
.04 New Flooring				
Install Terrazzo floor				
Architectural and County Engineer services				
.05 Elevator Improvements				
Install door operator, hydraulic pump, and new guide rails				
Architectural and County Engineer services				
.06 General Improvements				
Install panic hardware on Courtroom doors (12)				
Architectural and County Engineer services				
.07 Standby Boiler and Pump				
Installation				
Architectural and County Engineer services				
.08 Air Conditioning				
Installation				
Architectural and County Engineer services		2,700		
Total, County Office Building, Pasadena		**2,700**		
Pomona Administrative Area (1)				
Pomona County Building, (7230)—To provide for the centralization of County functions and eliminate inadequate rentals and to cooperate with the City of Pomona in their Civic Center development.				
.02 Type III Building				
Construction (33,400± sq. ft.)			668,000	
Parking lot			5,000	
Landscaping and sprinkler system			11,500	
Architectural and County Engineer services		8,000	15,000	
.07 Equipment, Marshal's Office				1,175
.08 Equipment, Municipal Court				10,852
.09 Equipment, Superior Court				11,661
Total, Pomona County Building		**8,000**	**699,500**	**23,688**

CAPITAL PROJECTS—Continued

EXPENDITURES				
Actual Prior Year 1953-54	**Actual Current Year** to 12-1-54	**Estimated Current Year** 1954-55	**Requested Fiscal Year** 1955-56	**Allowed Fiscal Year** 1955-56
			8,030	
			11,890	
			2,700	
			14,000	
			37,500	2,700
12,971.45	**167.75**	**9,248**	**74,120**	**2,700**
			707,500	707,500
			1,175	1,175
			10,852	10,852
			11,661	11,661
210,746.45	**396.09**	**536,526**	**731,188**	**731,188**

CAPITAL PROJECTS—Continued

Project Number, Title, Location, Description	Allowed Amount is for Land	Plans	Constr.	Equip.
GENERAL GOVERNMENT—Continued				
General Government Buildings—Continued				
Area Administrative Centers—Continued				
Puente Administrative Area (1)				
Building and Safety Building, (7235) Puente—To provide adequate housing for County functions.				
.01 Land Acquisition	15,000			
.02 Type III Building				
Construction, including utilities (3,500± sq. ft.)				
Parking lot (10,000± sq. ft.)				
Landscaping and sprinkler system				
Architectural and County Engineer services		7,000		
Total, Building and Safety Building	**15,000**	**7,000**		
San Fernando Administrative Area (5)				
County Office Building, (7240) San Fernando—To centralize County functions in one area.				
.01 General Improvements				
Install panic hardware on Court room doors (4)				
Architectural and County Engineer services				
Total, County Office Building, San Fernando				
Santa Monica Administrative Area (4)				
Culver City County Building, (7252)—To centralize County functions in one building to replace present inadequate rented quarters.				
.02 Type III Building				
Construction for Justice Court, Health Department, and Assessor (17,100± sq. ft.)			359,000	
Landscaping and sprinkler system			3,000	
Parking lot			5,000	
Architectural and County Engineer services		5,000	8,000	
Total, Culver City County Building		**5,000**	**375,000**	

CAPITAL PROJECTS—Continued

EXPENDITURES				
Actual Prior Year 1953-54	**Actual Current Year** to 12-1-54	**Estimated Current Year** 1954-55	**Requested Fiscal Year** 1955-56	**Allowed Fiscal Year** 1955-56
			15,000	15,000
			80,800	7,000
			95,800	**22,000**
			950	
			950	
			380,000	380,000
	16,385.33	**252,918**	**380,000**	**380,000**

CAPITAL PROJECTS—Continued

Project Number, Title, Location, Description	Allowed Amount is for Land	Plans	Constr.	Equip.
GENERAL GOVERNMENT—Continued				
General Government Buildings—Continued				
Area Administrative Centers—Continued				
Santa Monica Administrative Area (4)—Continued				
Santa Monica Office Building, (7250)—To house branch offices of County Assessor, District Attorney, County Clerk, Probation Department, Law Library, and Municipal and Superior Courts; to centralize County functions in one area.				
.01 General Improvements				
Install panic hardware on Courtroom doors				
Architectural and County Engineer services				
.02 Building Addition				
Type III construction, including basement				
Architectural and County Engineer services				
.03 Air Conditioning, New and Old Building				
Total, Santa Monica Office Building				
South Bay Cities Administrative Area (2 & 4)				
Health and Library Building, (7257) (2) Lawndale Administrative Center—To provide for consolidation of County functions in a central area and increase efficiency of services.				
.01 Type III County Building				
Library				
Health Department				
Landscaping and sprinkler system				
Parking lot (15,000± sq. ft.)				
Site clearance				
Architectural and County Engineer services				
.06 Land Acquisition				
.07 Office Equipment				
Total, Health and Library Building				
Lomita County Office Building, (7258) (4)—To provide adequate housing for County functions.				
.01 Land Acquisition	60,000			
.02 County Office Building			25,000	
.03 Division of Building and Safety				
Type III construction, including utilities (1,830± sq. ft.)				
Parking lot (7,500± sq. ft.)				
Landscaping and sprinklers				
Architectural and County Engineer services				
.04 Office Equipment				
Total, Lomita County Office Building	**60,000**		**25,000**	

CAPITAL PROJECTS—Continued

EXPENDITURES				
Actual Prior Year 1953-54	**Actual Current Year** to 12-1-54	**Estimated Current Year** 1954-55	**Requested Fiscal Year** 1955-56	**Allowed Fiscal Year** 1955-56
			1,750	
			373,105	
			140,559	
1,437.58			**515,414**	
			199,172	
			1,000	
			1,570	
	15,071.46	**169,000**	**201,742**	
			60,000	60,000
			25,000	25,000
			44,840	
			940	
			130,780	**85,000**

CAPITAL PROJECTS—Continued

Project Number, Title, Location, Description	Allowed Amount is for Land	Plans	Constr.	Equip.
GENERAL GOVERNMENT—Continued				
General Government Buildings—Continued				
Area Administrative Centers—Continued				
South Bay Cities Administrative Area (2 & 4)—Continued				
South Bay Cities Court Building, (7255) (4)—To serve County, requirements in the southwesterly portion of the County, principally the coastal area.				
.01 Air Conditioning				
Two Courtrooms, two judges' chambers, and one jury room				
Additional for balance of building				
Architectural and County Engineer services				
.05 Schedule No. 1 Addition				
Alterations			2,500	
Type V construction (1,800± sq. ft.)			30,825	
Basement (1,450± sq. ft.)			14,910	
Architectural and County Engineer services		4,800	2,500	
.06 Schedule No. 2 Addition				
Type V construction (4,370± sq. ft.)			87,400	
Architectural and County Engineer services		7,000	3,200	
.07 General Improvements				
Install panic hardware on Courtroom doors (4)			800	
Architectural and County Engineer services		100	50	
Total, South Bay Cities Court Building		**11,900**	**142,185**	
Torrance Health Center, (7259) (4) 2300 Carson Street—To provide and maintain adequate facilities for efficient operation of the Torrance Health Center.				
.01 Site Improvements				
Sprinkler system, front lawn				
Sprinkler system, east portion				
Architectural and County Engineer services				
Total, Torrance Health Center				
Van Nuys Administrative Area (5)				
Municipal Courts, (7260) Van Nuys—To provide adequate judicial facilities in this congested area.				
.01 County Engineer Services for 1953-54 Contract				

CAPITAL PROJECTS—Continued

EXPENDITURES				
Actual Prior Year 1953-54	**Actual Current Year** to 12-1-54	**Estimated Current Year** 1954-55	**Requested Fiscal Year** 1955-56	**Allowed Fiscal Year** 1955-56
			44,140	
			55,535	55,535
			97,600	97,600
			950	950
22,131.09	78.16	37,500	198,225	154,085
			3,450	
			3,450	
557,513.74	2,258.04	43,900	2,000	

CAPITAL PROJECTS—Continued

Project Number, Title, Location, Description	Allowed Amount is for Land	Plans	Constr.	Equip.
GENERAL GOVERNMENT—Continued				
General Government Buildings—Continued				
Area Administrative Centers—Continued				
West Hollywood Administrative Area (3)				
Sheriff's Station, Hollywood, (7266) — To provide space for Sheriff's Station now housed in inadequate leased quarters.				
.01 Land Acquisition	103,750			
.02 Sheriff's Station				
Basement (1,520 ± sq. ft.)			16,720	
Detention area, type I construction (1,338 ± sq. ft.)			30,105	
Detention area, type III construction (7,342 ± sq. ft.)			145,000	
Garage (1,930 ± sq. ft.)			17,425	
Parking lot (20,000 ± sq. ft.)			5,000	
Fencing (600 ± lin. ft.)			1,800	
Gas storage tank and pump			2,000	
Landscaping and sprinkler system			7,500	
Utilities			5,400	
Architectural and County Engineer services		3,450	8,000	
.10 Office Furnishings and Equipment				25,000
.11 Sewer Installation				
8" sanitary sewer, San Vincente Blvd.			6,000	
Architectural and County Engineer services		600	550	
Total, Sheriff's Station, Hollywood	**103,750**	**4,050**	**245,500**	**25,000**
Whittier Administrative Area (1)				
Building and Safety Building, (7271) Whittier—To provide adequate public housing for County functions.				
.02 Type III Building				
Assessor (600 ± sq. ft.)			10,800	
Building and Safety Division (3,600 ± sq. ft.)			64,800	
Utilities and retaining walls			2,500	
Parking lot (7,500 ± sq. ft.)			2,025	
Landscaping and sprinkler system			3,500	
Architectural and County Engineer services		7,050	3,500	
Total, Building and Safety Building		**7,050**	**87,125**	

CAPITAL PROJECTS—Continued

EXPENDITURES				
Actual Prior Year 1953-54	**Actual Current Year** to 12-1-54	**Estimated Current Year** 1954-55	**Requested Fiscal Year** 1955-56	**Allowed Fiscal Year** 1955-56
			103,750	103,750
			242,400	242,400
			25,000	25,000
			7,150	7,150
181.84	**71,500.00**	**410,500**	**378,300**	**378,300**
			94,175	94,175
15,100.00	**179.07**	**10,000**	**94,175**	**94,175**

CAPITAL PROJECTS—Continued

Project Number, Title, Location, Description	Allowed Amount is for Land	Plans	Constr.	Equip.
GENERAL GOVERNMENT—Continued				
General Government Buildings—Continued				
Area Administrative Centers—Continued				
Whittier Administrative Area (1)—Continued				
New Sheriff's Station, (7273) Whittier—To provide space for Sheriff's Station now housed in leased quarters.				
.01 Land Acquisition				
.02 Sheriff's Station				
Basement (3,500 ± sq. ft.)				
Detention area, type I, construction (4,000 ± sq. ft.)				
Detention area, type III construction (11,000 ± sq. ft.)				
Garage (3,100 ± sq. ft.)				
Parking lot (48,000 ± sq. ft.)				
Gasoline storage tank and pump				
Chain link fence (330 ± lin. ft.)				
Curbs and aprons (900 ± lin. ft.)				
Landscaping and sprinklers				
Utilities and site clearance				
Architectural and County Engineer services				
.03 Equipment Required				
Total, New Sheriff's Station, Whittier				
Whittier Health Center, (7272) — To provide adequate health facilities to meet the requirements of a fast growing community.				
.01 Land Acquisition				
.02 Type III Building				
Construction and utilities (13,240 ± sq. ft.)				
Parking lot (3,000 ± sq. ft.)				
Architectural and County Engineer services		19,000		
.03 Basic Equipment Required				
Total, Whittier Health Center		**19,000**		

CAPITAL PROJECTS—Continued

EXPENDITURES				
Actual Prior Year 1953-54	Actual Current Year to 12-1-54	Estimated Current Year 1954-55	Requested Fiscal Year 1955-56	Allowed Fiscal Year 1955-56
			60,000	
			415,000	
			40,000	
			515,000	
			50,000	
			265,820	19,000
			12,854	
	79,725.00	**54,000**	**328,674**	**19,000**

CAPITAL PROJECTS—Continued

Project Number, Title, Location, Description	Allowed Amount is for Land	Plans	Constr.	Equip.
GENERAL GOVERNMENT—Continued				
General Government Buildings—Continued				
Area Administrative Centers—Continued				
Whittier Administrative Area (1)—Continued				
Whittier Municipal Court Building, (7276)—To provide adequately maintained County-owned facilities for court functions.				
.03 Parking Lot Development				
Site clearance and grading				
Concrete walks and aprons				
Asphalt paving (20,000± sq. ft.)				
Landscaping and sprinkler system				
Architectural and County Engineer services				
.04 General Improvements				
Install panic hardware on Courtroom doors (2)				
Architectural and County Engineer services				
.05 Addition to Court Building				
Second Court and associate functions			112,386	
Architectural and County Engineer services		7,000	4,000	
Total, Whittier Municipal Court Building		**7,000**	**116,386**	
Various Completed Projects				
Total, Administrative Areas	**178,750**	**186,000**	**4,013,042**	**88,989**

CAPITAL PROJECTS—Continued

EXPENDITURES				
Actual Prior Year 1953-54	Actual Current Year to 12-1-54	Estimated Current Year 1954-55	Requested Fiscal Year 1955-56	Allowed Fiscal Year 1955-56
			17,700	
			500	
			123,386	123,386
60,640.02		215	141,586	123,386
455,258.74	6,193.12	80,020		
$ 3,331,284.52	$ 243,596.87	$ 4,484,633	$13,163,326	$ 4,466,781

CAPITAL PROJECTS—Continued

Project Number, Title, Location, Description	Allowed Amount is for Land	Plans	Constr.	Equip.
GENERAL GOVERNMENT—Continued				
County Engineer				
Airports				
Antelope Valley Airport, (7441) (5)—To provide airport facilities for small planes in the Antelope Valley to conform to the program established for satellite County airports.				
.01 Land Acquisition	180,000			
.02 Site Clearance				
Clearing and grubbing (214±acres)				
Grading (163±acres)				
.03 Runways and Development				
Runways and taxiways (399,250±sq. ft.)				
Crushed rock base (19,718±tons)				
Excavation and compaction (17,636±yards)				
Oiled surface (100,732±sq. yards)				
Chain link fence (12,167±lin. ft. 6′)				
Barbed wire fence (5,000±lin. ft.)				
Drainage system				
Access road (13,440±sq. ft.)				
Parking area (19,200±sq. ft.)				
Electrical system and power				
Water well and appurtenances				
Comfort station with cesspools and septic tank				
.04 Architectural and County Engineer Services		15,000		
Total, Antelope Valley Airport	**180,000**	**15,000**		
Brackett Field, (7440) (1) Westerly and Adjacent to Pomona County Fair Grounds—To provide airport facilities for small planes in the San Gabriel Valley to conform to the program established for satellite County airports.				
,01 Land Acquisition	250,000			
.02 Clearing and Grubbing (60±acres)			5,376	
.03 Excavation and Compaction				
.04 Runways and Development				
Runways and taxiways (385,000±sq. ft.)				
Crushed rock base (396,200±sq. ft.)				
Drainage system				
Lighting runway and beacon and lighted cone				
Parking area (19,800±sq. ft.)				
Puddingstone Drive extension (3,600±lin. ft.)				
Fencing				
.05 Architectural and County Engineer Services		12,000		
Total, Brackett Field	**250,000**	**12,000**	**5,376**	
Total, Airports	**430,000**	**27,000**	**5,376**	

CAPITAL PROJECTS—Continued

EXPENDITURES				
Actual Prior Year 1953-54	**Actual Current Year** to 12-1-54	**Estimated Current Year** 1954-55	**Requested Fiscal Year** 1955-56	**Allowed Fiscal Year** 1955-56
		$	$ 180,000	$180,000
			17,680	
			175,742	
			25,578	15,000
			399,000	**195,000**
			250,000	250,000
			7,950	5,376
			31,200	
			146,510	
			22,340	12,000
			458,000	**267,376**
$	$	$	$ 857,000	$ 462,376

CAPITAL PROJECTS—Continued

Project Number, Title, Location, Description	Allowed Amount is for Land	Plans	Constr.	Equip.
GENERAL GOVERNMENT—Continued				
Mechanical Department				
Automotive Paint Shop, 1701 Zonal Ave., (7411) (3)—To replace present inadequate facilities, provide storage for vehicles which have been prepared for painting, and comply with Los Angeles Fire Regulations.				
.01 Metal Construction				
Paint shop, including spray booth and ventilation (5,250±sq. ft.)				
Architectural and County Engineer services		5,500		
Total, Automotive Paint Shop		**5,500**		
Carpenter Mill, 1701 Zonal Avenue, (7406) (3)—To provide an adequate Carpenter Mill, and lumber storage facility adjacent to existing Mechanical Department Shops Building.				
.01 Land Acquisition				
.02 Site Clearance			1,050	
.03 Building Construction				
Carpenter mill (12,000±sq. ft.)			163,200	
Dry kiln (2,400±sq. ft.)			36,790	
Hardwood storage building (4,800±sq. ft.)			48,000	
Storage shed (8,000±sq. ft.)			36,800	
Sawdust burner and ducts			36,000	
.04 Site Development				
Grading			2,100	
Concrete entrance apron (600±sq. ft.)			630	
Retaining wall (300±lin. ft.)			6,300	
Chain link fence (800±lin. ft. 8′)			2,520	
Chain link fence (1,280±lin. ft. 6′)			3,070	
Fire hydrants			1,000	
.05 Parking Lot (67,700±sq. ft.)			14,220	
.06 Architectural and County Engineer Services		27,765	12,600	
.07 Milling Equipment				
Total, Carpenter Mill		**27,765**	**364,280**	
Lube Rack Building, 1701 Zonal Ave., (7412) (3)—To provide adequate facilities to service the County's rapidly expanding fleet.				
.01 Lube Rack Housing				
Metal building, including hoist and equipment (600±sq. ft.)				
Architectural and County Engineer services		1,000		
Total, Lube Rack Building		**1,000**		

CAPITAL PROJECTS—Continued

EXPENDITURES				
Actual Prior Year 1953-54	Actual Current Year to 12-1-54	Estimated Current Year 1954-55	Requested Fiscal Year 1955-56	Allowed Fiscal Year 1955-56
$	$	$	$ 76,500	$ 5,500
			76,500	**5,500**
			148,000	
			1,050	1,050
			320,790	320,790
			15,620	15,620
			14,220	14,220
			40,365	40,365
			57,985	
		200,000	598,030	**392,045**
			10,560	1,000
			10,560	**1,000**

CAPITAL PROJECTS—Continued

Project Number, Title, Location, Description	Allowed Amount is for Land	Plans	Constr.	Equip.
GENERAL GOVERNMENT—Continued				
Mechanical Department—Continued				
Machine Shop, Bridge Crane Installation, (7407) (3) 1701 Zonal Avenue—To provide equipment necessary for lifting heavy machinery.				
.01 Bridge Crane				
Crane and track installation				
Architectural and County Engineer services				
Total, Machine Shop Bridge Crane Installation				
Mechanical Services Shops Buildings, (7409) (3) 635 New High Street—To provide adequate shop facilities.				
.01 Building Construction				
Type III addition (3,520± sq. ft.)				
Open shed (1,100± sq. ft.)				
Architectural and County Engineer services		4,000		
.03 Shop Equipment				
Total, Mechanical Services Shops Buildings		**4,000**		
Steam Lines, Replacement, (7408) (3)—To provide increased steam carrying capacity of line from General Hospital to Juvenile Hall and Shops area.				
.01 Steam Line Installation				
Replace steam lines (1,700± lin. ft.)				
Construct tunnel openings (4)				
Architectural and County Engineer services				
Total, Steam Lines, Replacement				
Water Service Replacement, 1701 Zonal Ave., (7413) (3)—To replace existing inadequate system with new high-pressure water service.				
.01 New Water Service				
8″ extension from existing line to new Osteopathic Hospital			8,000	
8″ extension from Osteopathic Hospital to Shops area			4,500	
Architectural and County Engineer services		1,200	800	
Total, Water Service Replacement		**1,200**	**13,300**	
Various Completed Projects				
TOTAL, MECHANICAL DEPARTMENT		**39,465**	**377,580**	

CAPITAL PROJECTS—Continued

EXPENDITURES				
Actual Prior Year 1953-54	Actual Current Year to 12-1-54	Estimated Current Year 1954-55	Requested Fiscal Year 1955-56	Allowed Fiscal Year 1955-56
			11,320	
	98.44		**11,320**	
			49,100	4,000
			17,266	
			66,366	**4,000**
			119,100	
			119,100	
			14,500	14,500
			14,500	**14,500**
8,684.43		6,700		
$ 8,684.43	**$ 98.44**	**$ 206,700**	**$ 896,376**	**$ 417,045**

CAPITAL PROJECTS—Continued

Project Number, Title, Location, Description	Allowed Amount is for Land	Plans	Constr.	Equip.
GENERAL GOVERNMENT—Continued				
Purchasing and Stores Department				
Branch Stores Warehouse, (7430) (4) Harbor General Hospital—To provide added stores warehouse facilities on a regional basis.				
.01 Concrete Tilt-up Structure				
Construction (12,000± sq. ft.)				
Utilities				
Paving (3,000± sq. ft.)				
Architectural and County Engineer services				
.02 Equipment				
Total, Branch Stores Warehouse				
Branch Stores Warehouse, (7431) (1) Long Beach General Hospital—To provide added stores warehouse facilities on a regional basis.				
.01 Concrete Tilt-up Structure				
Construction (12,000± sq. ft.)				
Utilities				
Paving (3,000± sq. ft.)				
Architectural and County Engineer services				
.02 Equipment				
Total, Branch Stores Warehouse				
Branch Stores Warehouse, (7432) (5) Olive View Sanatorium—To provide added stores warehouse facilities on a regional basis.				
.01 Concrete Tilt-up Structure				
Construction (12,000± sq. ft.)				
Utilities				
Asphalt paving				
Architectural and County Engineer services				
.02 Equipment				
Total, Branch Stores Warehouse				
Branch Stores Warehouse, (7433) (1) Rancho Los Amigos—To provide added stores warehouse facilities on a regional basis.				
.01 Concrete Tilt-up Structure				
Construction (12,000± sq. ft.)				
Utilities				
Asphalt paving				
Architectural and County Engineer services				
.02 Equipment				
Total, Branch Stores Warehouse				
Outdoor Storage Area, (7434)—To provide additional open storage and service area.				
.01 Land Acquisition				
Total, Purchasing and Stores Department				

CAPITAL PROJECTS—Continued

EXPENDITURES				
Actual Prior Year 1953-54	Actual Current Year to 12-1-54	Estimated Current Year 1954-55	Requested Fiscal Year 1955-56	Allowed Fiscal Year 1955-56
$	$	$	$ 111,000	$
			5,840	
			116,840	
			111,000	
			5,840	
			116,840	
			111,000	
			5,840	
			116,840	
			111,000	
			5,840	
			116,840	
			30,000	
$	**$**	**$**	**$ 497,360**	**$**

CAPITAL PROJECTS—Continued

Project Number, Title, Location, Description	Allowed Amount is for Land	Plans	Constr.	Equip.
GENERAL GOVERNMENT—Continued				
Registrar of Voters				
Warehouse Addition, (7435) (3) 4832 Triggs Street, East Los Angeles—To provide additional space for new equipment and supplies needed for increased work load.				
.01 Building Addition				
Metal frame addition, including fire sprinklers (10,000± sq. ft.)				
Architectural and County Engineer services				
.02 A. C. Paving (6,000± sq. ft.)				
Total, Warehouse Addition				
Total, Registrar of Voters				
Sheriff				
Sheriff's Communications Plant, (7438)—To provide adequate facilities for the installation and operation of the new FM and Civil Defense radio communication system.				
.01 Concrete Car Shelter				
Construction (1,200± sq. ft.)				
Architectural and County Engineer services				
.07 Erosion				
Storm drain area				
Road Department services				
Total, Sheriff's Communications Plant				
Various Completed Projects				
Total, Sheriff				
TOTAL, GENERAL GOVERNMENT	5,167,250	394,425	18,267,148	88,989

CAPITAL PROJECTS—Continued

EXPENDITURES				
Actual Prior Year 1953-54	Actual Current Year to 12-1-54	Estimated Current Year 1954-55	Requested Fiscal Year 1955-56	Allowed Fiscal Year 1955-56
$	$	$	$ 88,000	$
			1,500	
			89,500	
$	$	$	$ 89,500	$
$	$	$	$ 19,750	$
			2,500	
		6,400	22,250	
11,341.50	25.13	22,000		
$ 11,341.50	$ 25.13	$ 28,400	$ 22,250	$
$ 4,449,264.30	$ 956,990.83	$ 6,493,894	$40,304,701	$23,917,812

CAPITAL PROJECTS—Continued

Project Number, Title, Location, Description	Allowed Amount is for Land	Plans	Constr.	Equip.
HEALTH AND SANITATION				
Air Pollution Control				
Administration Building, Air Pollution Control District, (7445) (3) 2851 East Olympic Boulevard—To provide adequate facilities for County functions.				
.02 Architectural and County Engineer Services				
Air Pollution Control District Building, Alterations and Improvements, (7446) (3)—To provide office and laboratory facilities for the Air Pollution Control District.				
.01 Alterations				
Partitioning, flooring, and acoustic tile			85,000	
Laboratory			119,000	
Lighting			26,000	
Elevator conversion to automatic and extend service to roof			59,000	
Elevator replacement				
Air conditioning, offices and laboratory (66,720± sq. ft.)				
Heating system				
Architectural and County Engineer services		20,000		
Total, Air Pollution Control District Building, Alterations		**20,000**	**289,000**	
Various Completed Projects				
Total, Air Pollution Control District		**20,000**	**289,000**	
Various Completed Projects				
Total, Health Department				
TOTAL, HEALTH AND SANITATION		**20,000**	**289,000**	
PROTECTION TO PERSON AND PROPERTY				
Agricultural Department				
Various Completed Projects				
Total, Agricultural Department				

CAPITAL PROJECTS—Continued

EXPENDITURES				
Actual Prior Year 1953-54	Actual Current Year to 12-1-54	Estimated Current Year 1954-55	Requested Fiscal Year 1955-56	Allowed Fiscal Year 1955-56
$	$	$	$ 11,000	$
			684,000	309,000
			684,000	309,000
118,000.00				
$ 118,000.00	$	$	$ 695,000	$ 309,000
$ 19,210.34	$	$ 4,500	$	$
$ 19,210.34	$	$ 4,500	$	$
$ 137,210.34	$	$ 4,500	$ 695,000	$ 309,000
$ 6,969.06	$ 16,847.69	$ 30,000	$	$
$ 6,969.06	$ 16,847.69	$ 30,000	$	$

CAPITAL PROJECTS—Continued

Project Number, Title, Location, Description	Allowed Amount is for Land	Plans	Constr.	Equip.
PROTECTION TO PERSON AND PROPERTY—Continued				
Civil Defense-Disaster Relief				
Civil Defense Communications, (7716)—To provide antenna masts to complete operational installation of amateur emergency band radio equipment purchased by County under State and Federal Aid Program.				
.07 East Los Angeles Sheriff's Station, Antenna Mast Installation			525	
.08 Firestone Sheriff's Station, Antenna Mast Installation			525	
.09 Temple City Sheriff's Station, Antenna Mast Installation			525	
Total, Civil Defense Communications			1,575	
Civil Defense Control Center, (7709) (5)—To provide a master Control and Communication Center for Disaster Civil Defense, as well as an emergency Governmental Center by construction of this facility in isolated area not subject to local disaster conditions resulting from natural or national defense emergency.				
.01 Control Center				
Type I construction (7,000±sq. ft.)				
Utilities				
Road (2±mi.)				
Parking area (20,000±sq. ft.)				
Air conditioning				
Emergency power plant (2)				
Emergency power house				
Architectural and County Engineer services				
.02 Communications Equipment				
Total, Civil Defense Control Center				
Civil Defense Radio and Control Room, Addition to Sheriff's Radio Communications Building, (7710) (3)—To provide adequate facilities for Civil Defense control and Communication Center.				
.04 Reinforce Civil Defense Control Center				
Construction			8,500	
Architectural and County Engineer Services		400	600	
Total, Civil Defense Radio and Control Room		**400**	**9,100**	
Communications and Control Center, (7708)—To provide Control and Area Communications Centers where space is not now available within existing Sheriff's Stations; to provide for a complete operational installation of amateur emergency band radio equipment purchased by County under State and Federal aid, which equipment is now available.				
.01 Erect Towers and Auxiliary Power Units (8)				
Total, Civil Defense-Disaster Relief		**400**	**10,675**	

CAPITAL PROJECTS—Continued

EXPENDITURES				
Actual Prior Year 1953-54	Actual Current Year to 12-1-54	Estimated Current Year 1954-55	Requested Fiscal Year 1955-56	Allowed Fiscal Year 1955-56
$	$	$	$ 525	$ 525
			525	525
			525	525
		1,575	1,575	1,575
			276,900	
			50,000	
			326,900	
			9,500	9,500
47,533.67	712.79	5,000	9,500	9,500
			35,000	
$ 47,533.67	$ 712.79	$ 6,575	$ 372,975	$ 11,075

CAPITAL PROJECTS—Continued

Project Number, Title, Location, Description	Allowed Amount is for Land	Plans	Constr.	Equip.
PROTECTION TO PERSON & PROPERTY—Continued				
Forester and Fire Warden				
Central Headquarters, Foresters and Fire Warden, (7564) (3)—To provide additional space for current needs of the Department and house the Communications Department for a five-year period.				
.01 Building Addition				
Construction (14,262± sq. ft.)				
Alterations, existing building				
Electric service alterations				
Air conditioning, upper floor existing building				
Air conditioning, lower floor existing building				
Provision for future addition				
Additional for blast resistant construction				
Architectural and County Engineer services				
.06 Loading Dock				
Total, Central Headquarters Building				
Fire Cisterns, (7568)—To establish emergency water supply where needed for fire suppression.				
.02 FC 52, Henry Ridge Motorway and Old Topanga Canyon				
Concrete fire cistern (10,000± gal.)		**250**	**1,750**	
.03 FC 53, Puerco Motorway				
Concrete fire cistern (10,000± gal.)		250	1,750	
.05 FC 55, Zuma Motorway				
Concrete fire cistern (10,000± gal.)		250	1,750	
.07 FC 57, Santa Maria Ranch Road				
Concrete fire cistern (10,000± gal.)		250	1,750	
.28 FC 78, Herreres Motorway in Little Tujunga				
Concrete fire cistern (10,000± gal.)		250	1,750	
.37 FC 87, Glendora Mountain Road near Glendora Motorway				
Concrete fire cistern (10,000± gal.)		250	1,750	
.38 FC 88, Glendora Mountain Road at Colby Motorway				
Concrete fire cistern (10,000± gal.)		250	1,750	
.39 FC 89, Ferguson Motorway in Morgan Canyon, East of Glendora				
Concrete fire cistern (10,000± gal.)		250	1,750	
.40 FC 90, Sycamore Flats Motorway above Camp No. 5				
Concrete fire cistern (10,000± gal.)		250	1,750	
.46 FC 96, Big Dalton Canyon near United States Forest Service Boundary				
Concrete fire cistern (10,000± gal.)		250	1,750	
.49 FC 99, Old Ridge Route at Martin De Seta's Ranch				
Concrete fire cistern (10,000± gal.)		250	1,750	

CAPITAL PROJECTS—Continued

EXPENDITURES				
Actual Prior Year 1953-54	Actual Current Year to 12-1-54	Estimated Current Year 1954-55	Requested Fiscal Year 1955-56	Allowed Fiscal Year 1955-56
$	$	$	$ 431,000	$
			1,900	
	15.02	24,000	432,900	
			2,000	2,000
			2,000	2,000
			2,000	2,000
			2,000	2,000
			2,000	2,000
			2,000	2,000
			2,000	2,000
			2,000	2,000
			2,000	2,000
			2,000	2,000
			2,000	2,000

CAPITAL PROJECTS—Continued

Project Number, Title, Location, Description	Allowed Amount is for Land	Plans	Constr.	Equip.
PROTECTION TO PERSON AND PROPERTY—Continued				
Forester and Fire Warden—Continued				
Fire Cisterns, (7568)—Continued				
.50 FC 100, Highway 99 above Lemon Cafe at Pickner's				
Concrete fire cistern (10,000±gal.)		250	1,750	
.51 FC 101 Junction of Bushnell and Judy Flats Motorways above Pine Canyon Road				
Concrete fire cistern (10,000±gal.)				
.52 FC 102, Cima Mesa Area on Juniper Hills Road				
Concrete fire cistern (10,000±gal.)				
.53 FC 103, Angeles Forest Highway at Kentucky Springs Road				
Concrete fire cistern (10,000±gal.)				
Total, Fire Cisterns		**3,000**	**21,000**	
Fire Combat Training Center, (7524) (3)—City Terrace—To provide a training center for training fire suppression personnel and for a central dispatching point.				
.03 Site Improvement, Phase No. 2				
Landscaping and soil erosion control				
Water mains and sprinkler system				
Architectural and County Engineer services				
.05 County Engineer Services for 1954-55 Contract				
Total, Fire Combat Training Center				
Fire Station No. 61, South Hills Improvements, (7526) (1)—4009 E. Pomona Blvd., Walnut—To produce or retain efficiency of structural or non-structural facilities.				
.01 Storage Building, Type III Construction with Overhead Door (360±sq. ft.)				
.02 Install Overhead Door, Apparatus Room				
.03 Pave Rear Yard, Concrete (2,250±sq. ft.)				
Total, Fire Station No. 61 Improvements				
Fire Station No. 62, Padua Hills, (7527) (1) 4349 Padua Avenue, Claremont—To provide adequate facilities for efficient work operations.				
.01 Concrete Paving, Rear Yard (2,800±sq. ft.)				
Fire Station No. 64, Battalion 8 Headquarters, Improvements (7528) (1) 114 East First Street, San Dimas—To facilitate operations and improve station upkeep.				
.01 Install Gas Heating System				

CAPITAL PROJECTS—Continued

EXPENDITURES				
Actual Prior Year 1953-54	Actual Current Year to 12-1-54	Estimated Current Year 1954-55	Requested Fiscal Year 1955-56	Allowed Fiscal Year 1955-56
			2,000	2,000
			2,000	
			2,000	
			2,000	
		24,000	30,000	24,000
			25,000	
			1,800	
321,528.70	10,474.76	124,000	26,800	
			3,500	
			800	
			1,015	
202.81			5,315	
225.34			1,500	
219.81			3,001	

CAPITAL PROJECTS—Continued

Project Number, Title, Location, Description	Allowed Amount is for Land	Plans	Constr.	Equip.
PROTECTION TO PERSON AND PROPERTY—Continued				
Forester and Fire Warden—Continued				
Fire Station No. 66, Eaton Canyon, (7530) (5)—To retain the efficiency of structural and non-structural plant.				
.02 Concrete Driveway (4,400±sq. ft.)				
Fire Station No. 69, (7533) (5) 401 S. Topanga Canyon—To provide adequate quarters.				
.04 Grade and Pave Parking Area (2,400±sq. ft.)				
Fire Station No. 72, Lechuza, (7536) (4) Route 2, Decker Road, Malibu—To provide adequate facilities for efficient work operations.				
.02 Pave Driveway (1,300±sq. ft.)				
Fire Station No. 73, Battalion 6 Headquarters, Improvements, (7537) (5) 1453 North San Fernando Road, Newhall—To facilitate operations and improve station upkeep.				
.02 Site Purchase and Plans to Develop New Headquarters, Type V Construction (6,000±sq. ft.)	10,000	9,500		
Fire Station No. 76, Castaic, Improvements, (7540) (5) 24819 Highway 99, Castaic—To provide adequate facilities for efficient work operations.				
.02 Concrete Paving, Driveway (2,300±sq. ft.)				
Fire Station No. 77, Quail Lake Improvements, (7541) (5) Old Ridge Route and Oakdale Canyon—To provide adequate facilities for efficient operations.				
.01 Electrical Service				
Rewire building for service				
Construct power line (.8 mi.±)				
Total, Fire Station No. 77, Improvements				
Fire Station No. 78, Pine Canyon, Improvements, (7542) (5) Near Lake Hughes—Minor alterations, improvements, or replacements to produce or retain efficiency of structural or non-structural facilities				
.01 Garage, Type V Construction (1,485±sq. ft.)				
.02 Concrete Paving, Driveway (2,000±sq. ft.)				
Total, Fire Station No. 78, Improvements				

CAPITAL PROJECTS—Continued

EXPENDITURES				
Actual Prior Year 1953-54	Actual Current Year to 12-1-54	Estimated Current Year 1954-55	Requested Fiscal Year 1955-56	Allowed Fiscal Year 1955-56
8,526.78			2,000	
64,826.34	1,499.24		1,500	
194.13			600	
85.39			19,500	19,500
359.98	164.24		1,000	
			1,800	
			1,800	
			8,700	
			1,200	
3,713.86			**9,900**	

CAPITAL PROJECTS—Continued

Project Number, Title, Location, Description	Allowed Amount is for Land	Plans	Constr.	Equip.
PROTECTION TO PERSON AND PROPERTY—Continued				
Forester and Fire Warden—Continued				
Fire Station No. 79, Big Rock, Improvements, (7543) (5) Pear Blossom Highway, Valyermo—To produce or retain efficiency of structural or non-structural facilities.				
.01 Concrete Paving, Driveway (1,600±sq. ft.)			800	
.02 Garage, Type V Construction (1,485±sq. ft.)		900	7,800	
.03 Install Hose Drying Tower and Wash Apron				
Total, Fire Station No. 79, Improvements		**900**	**8,600**	
Fire Station No. 80, Vincent, Improvements, (7544) (5) Route 3, Box 127, Palmdale—To provide adequate facilities for efficient work operations.				
.01 Garage, Type V Construction (1,485±sq. ft.)				
.02 Concrete Paving, Driveway (3,600±sq. ft.)				
Total, Fire Station No. 80, Improvements				
Fire Station No. 81, Mint Canyon, Improvements, (7546) (5) 13028 West Sierra Highway, Saugus—To facilitate operations and improve station upkeep.				
.02 Concrete Paving Between Garage and Hose Ramp (2,400±sq. ft.)				
.04 Construct Dormitory Shower and Locker Room, Type V (690±sq. ft.)				
Total, Fire Station No. 81, Improvements				
Fire Station No. 82, New Battalion 4 Headquarters, (7548) (5) 352 Foothill Boulevard, La Canada—To provide adequate quarters and replace existing dwelling, required by State Highway widening.				
.01 Type V Building				
Construction (5,700±sq. ft.)			92,625	
Paving			7,500	
Architectural and County Engineer services			4,000	
Total, Fire Station No. 82			**104,125**	
Fire Station No. 97, Glendora, (7567) (1)—To provide operational control of special cooperative program with the Federal Government.				
.01 Fire Station				
Type V structure (2,386± sq. ft.)				
Excavations and compaction				
Utilities				
Septic tank and cesspool				
Air conditioning				
Architectural and County Engineer services				
Total, Fire Station No. 97				

CAPITAL PROJECTS—Continued

EXPENDITURES				
Actual Prior Year 1953-54	Actual Current Year to 12-1-54	Estimated Current Year 1954-55	Requested Fiscal Year 1955-56	Allowed Fiscal Year 1955-56
			800	800
			8,700	8,700
			1,000	
			10,500	**9,500**
			8,700	
			2,000	
143.99			**10,700**	
			1,200	
		100		
			8,100	
566.79			**9,300**	
			112,125	104,125
		6,140	**112,125**	**104,125**
			59,330	
		58,300	59,330	

CAPITAL PROJECTS—Continued

Project Number, Title, Location, Description	Allowed Amount is for Land	Plans	Constr.	Equip.
PROTECTION TO PERSON AND PROPERTY—Continued				
Forester and Fire Warden—Continued				
Fire Station No. 102, (7570) (1) Claremont Foothill Area—To provide operational control of special co-operative program with the Federal Government.				
.01 Land Acquisition	5,000			
.02 Type V Fire Station, Including Site Preparation, Construction, Utilities, and Appurtenances		5,000	40,000	
Total, Fire Station No. 102	**5,000**	**5,000**	**40,000**	
Fire Telephone Line Construction, (7569)—To provide adequate emergency telephone service.				
.01 Line Construction between Section P-403 and Fire Station 97 (2.7 mi.±)			1,788	
.02 Line Construction between Section P-403 and Fire Station 48 (.5 mi.±)				
.03 Line Construction between Section P-404 and Fire Station 102 (2.9 mi.±)				
.04 Line Construction from Section P-304 to new Camp 2 (1.2 mi.±)			1,698	
.05 Line Construction from Section P-8 to Fire Station 88				
.06 Line Construction, Section P-501, Rivergrade Road from Valley Blvd. to Arrow Highway (4.75 mi.±)				
.07 Line Construction from Section P-302 to Merrick Canyon Boys Camp (4,200 ft.±)				
.08 Line Construction, Addition to Section P-110 (3.1 mi.±)				
.09 Line Construction, Extension of Section P-116 to Little Rock Call Box (.5 mi.±)				
.10 Line Construction between Section P-116 and Fire Station 37 (21,550 ft.±)				
.11 Line Construction, Extension from United States Forest Service Special Use Line to Sand Cliff Boys Camp No. 4 (1,450 ft.±)			378	
Total, Fire Telephone Line Construction			**3,864**	
Forestry Camp No. 2, (7565)—Camp must be relocated due to flood control construction of present site.				
.01 Type V Buildings				
Site preparation				
Administration Building (1,600±sq. ft.)				
Dormitory building (4,100±sq. ft.)				
Kitchen and mess hall (1,800±sq. ft.)				
Garage, including gas pump (2,000±sq. ft.)				
Architectural and County Engineer services				
.03 Site Development				
Total, Forestry Camp No. 2				

CAPITAL PROJECTS—Continued

EXPENDITURES				
Actual Prior Year 1953-54	Actual Current Year to 12-1-54	Estimated Current Year 1954-55	Requested Fiscal Year 1955-56	Allowed Fiscal Year 1955-56
			5,000	5,000
			45,000	45,000
			50,000	**50,000**
			1,788	1,788
			810	
			5,264	
			1,698	1,698
			1,988	
			7,777	
			2,086	
			3,382	
			391	
			6,904	
			378	378
			32,466	3,864
			169,300	
			25,500	
	80.09	190,800	194,800	

CAPITAL PROJECTS—Continued

Project Number, Title, Location, Description	Allowed Amount is for Land	Plans	Constr.	Equip.
PROTECTION TO PERSON AND PROPERTY—Continued				
Forester and Fire Warden—Continued				
Henniger Flats Plantation, (7553) (1) Henniger Nursery, Mt. Wilson Toll Road—To facilitate operations and improve nursery upkeep.				
.01 Install Picnic Stoves (2)				
.02 Construct Rock Retaining Wall (75±lin. ft. 5')				
.03 Install Butane Fuel System, including Space and Water Heaters (2 ea.)				
.04 Residence Building				
Type III construction (920±sq. ft.)				
Architectural and County Engineer services				
.05 Garage (440±sq. ft.)				
Total, Henniger Flats Plantation				
Pacoima Warehouse Area, (7554) (5) 12605 Osborne Avenue, Pacoima—To provide adequate facilities for efficient work operations.				
.01 Vehicle Storage Building				
Construction (3,840±sq. ft.)				
Architectural and County Engineer services				
.03 Auto Truck Storage Building				
Construction (9,175±sq. ft.)				
Architectural and County Engineer services				
.04 Automotive Workshop Alterations				
Alterations				
Architectural and County Engineer services				
.05 Install Evaporative Coolers, Transportation and Warehouse offices (1 ea.)				
Total, Pacoima Warehouse Area Improvements				
Topanga Fire Main Extension, (7556) (5) Topanga Canyon Boulevard and Old Topanga Canyon Road—To provide more adequate fire protection for hazardous area.				
.01 Fire Main Extension (9,000±lin. ft.)				
.02 Architectural and County Engineer Services				
Total Topanga Fire Main Extension				
Various Completed Projects				
Total, Forester and Fire Warden	**15,000**	**18,400**	**177,589**	

CAPITAL PROJECTS—Continued

EXPENDITURES				
Actual Prior Year 1953-54	Actual Current Year to 12-1-54	Estimated Current Year 1954-55	Requested Fiscal Year 1955-56	Allowed Fiscal Year 1955-56
			800	
			850	
			2,215	
			14,900	
			2,200	
			20,965	
			24,300	
			55,500	
			15,000	
			1,167	
17,011.98	295.51	495	95,967	
			54,000	
			4,300	
			58,300	
55,484.96	1,855.31			
$ 472,690.86	$ 14,384.17	$ 427,835	$ 1,190,269	$ 210,989

CAPITAL PROJECTS—Continued

Project Number, Title, Location, Description	Allowed Amount is for Land	Plans	Constr.	Equip.
PROTECTION TO PERSON AND PROPERTY—Continued				
Pound Department				
Animal Shelter No. 1, (7711) (1) 11270 S. Garfield Avenue, Hondo —To house impounded animals; present facilities are inadequate.				
.01 Kennel Building				
Type IV construction (2,628 ± sq. ft.)			38,700	
Concrete partitions			700	
Concrete paving and walks			554	
Architectural and County Engineer services		800	3,000	
.03 Metal Garage, Open Front (1,920 ± sq. ft.)			10,560	
.08 Administration Building				
Type V building (2,900 ± sq. ft.)				
Utilities				
Landscaping and sprinkler system (3,500 ± sq. ft.)				
Cesspool and leaching beds				
Concrete walks (500 ± sq. ft.)				
Air conditioning				
Architectural and County Engineer services				
.09 Dead Animal Cooler (94 ± sq. ft.)				
.10 Large Animal Shelter and Corral (300 ± sq. ft.)				
.11 Concrete Sewage Settling Tank				
.12 Hot Water System with Auxiliary Pressure Pump and Disinfecting Syphon System				
.13 Paving, Parking and Driveway Area (8,400 ± sq. ft.)				
.14 Pasture for Large Animals				
Grading, landscaping, sprinkler system, portable aluminum type irrigation system and water lines				
Architectural and County Engineer services				
.15 Equipment for Administration Building				
Total, Animal Shelter No. 1		**800**	**53,514**	

CAPITAL PROJECTS—Continued

EXPENDITURES				
Actual Prior Year 1953-54	Actual Current Year to 12-1-54	Estimated Current Year 1954-55	Requested Fiscal Year 1955-56	Allowed Fiscal Year 1955-56
$	$	$	$ 43,754	$ 43,754
			10,560	10,560
			64,750	
			4,250	
			3,780	
			800	
			4,665	
			2,000	
			3,850	
			1,010	
9,963.98	300.95	53,600	139,419	54,314

CAPITAL PROJECTS—Continued

Project Number, Title, Location, Description	Allowed Amount is for Land	Plans	Constr.	Equip.
PROTECTION TO PERSON AND PROPERTY—Continued				
Pound Department—Continued				
Animal Shelter No. 3, (7713) (4) Vicinity of Baldwin Hills—Custodial and administrative facilities; to provide efficient animal care on a local basis.				
.01 Land Acquisition				
.02 Basic Development				
Office (1,200 ± sq. ft.)				
Kennel building and runways (7,200 ± sq. ft.)				
Paving, driveways and parking (1,600 ± sq. ft.)				
Landscaping and sprinklers				
Utilities				
Covered walks (280 ± sq. ft.)				
Concrete walks (4,700 ± sq. ft.)				
Chain link fence (640 ± lin. ft.)				
Flagpole				
Large animal shelter (300 ± sq. ft.)				
Wash rack (180 ± sq. ft.)				
Cesspool and leaching bed				
Utility building and garage (2,016 ± sq. ft.)				
Architectural and County Engineer services				
.03 Basic Equipment Required				
Total, Animal Shelter No. 3				
Animal Shelter No. 4, (7714) (1) West of Arcadia—Custodial and administrative facilities; to provide efficient animal care on a local basis.				
.01 Land Acquisition	25,000			
.02 Basic Development				
Type III building (1,200 ± sq. ft.)			21,600	
Utility building (2,016 ± sq. ft.)			30,000	
Large animal shelter (300 ± sq. ft.)			4,200	
Kennels, Building A (3,600 ± sq. ft.)			50,000	
Kennels, Building B (3,600 ± sq. ft.)			50,000	
Cesspools, paving, fencing and landscaping			17,465	
Architectural and County Engineer services		2,000	5,000	
.04 Basic Equipment				6,776
.05 Additional Kennels				
Type IV building (3,600 ± sq. ft.)			50,000	
Architectural and County Engineer services		4,000	1,500	
.06 Utilities Extension				
Water main and meter			1,600	
Gas main			600	
Railroad crossing for gas main			480	
Architectural and County Engineer services		370	200	
Total, Animal Shelter No. 4	**25,000**	**6,370**	**232,645**	**6,776**

CAPITAL PROJECTS—Continued

EXPENDITURES				
Actual Prior Year 1953-54	Actual Current Year to 12-1-54	Estimated Current Year 1954-55	Requested Fiscal Year 1955-56	Allowed Fiscal Year 1955-56
			30,000	
			171,835	
			7,056	
			208,891	
			25,000	25,000
			180,265	180,265
			6,776	6,776
			55,500	55,500
			3,250	3,250
	13.49	39,000	270,791	270,791

CAPITAL PROJECTS—Continued

Project Number, Title, Location, Description	Allowed Amount is for Land	Plans	Constr.	Equip.
PROTECTION TO PERSON AND PROPERTY—Continued				
Pound Department—Continued				
Animal Shelter No. 5, (7715) (5) Antelope Valley—Custodial and administrative facilities; to provide efficient animal care on a local basis.				
.01 Land Acquisition	10,000			
.02 Basic Development				
Office (1,080 ± sq. ft.)				
Kennels and runways (2,160 ± sq. ft.)				
Utility building (720 ± sq. ft.)				
Large animal shelter (1,200 ± sq. ft.)				
Covered walks (200 ± sq. ft.)				
Paving (3,600 ± sq. ft.)				
Chain link fencing (528 ± lin. ft.)				
Landscaping and sprinkling system (4,000 ± sq. ft.)				
Flagpole				
Cesspool and leaching beds				
Wash rack				
Concrete walks				
Utilities				
Architectural and County Engineer services		8,000		
.03 Basic Equipment Required				
Total, Animal Shelter No. 5	**10,000**	**8,000**		
Total, Pound Department	**35,000**	**15,170**	**286,159**	**6,776**
Sealer of Weights and Measures				
Vehicle Storage Shed, (7718) (3) 3200 North Main—To house and protect County vehicles and testing equipment from the elements.				
.01 Vehicle Shelter				
Open type shed (2,000 ± sq. ft.)				
Architectural and County Engineer services				
.02 Fire Extinguishers (2)				
Total, Vehicle Storage Shed				
Total, Sealer of Weights and Measures				
TOTAL, PROTECTION TO PERSON AND PROPERTY	**50,000**	**33,970**	**474,423**	**6,776**

CAPITAL PROJECTS—Continued

EXPENDITURES				
Actual Prior Year 1953-54	Actual Current Year to 12-1-54	Estimated Current Year 1954-55	Requested Fiscal Year 1955-56	Allowed Fiscal Year 1955-56
			10,000	10,000
			93,350	8,000
			8,206	
			111,556	**18,000**
$ 9,963.98	$ 314.44	$ 92,600	$ 730,657	$ 343,105
$	$	$	$ 10,400	$
			30	
			10,430	
$	$	$	$ 10,430	$
$ 537,157.57	$ 32,259.09	$ 557,010	$ 2,304,331	$ 565,169

CAPITAL PROJECTS—Continued

Project Number, Title, Location, Description	Allowed Amount is for Land	Plans	Constr.	Equip.
CHARITIES, HOSPITALS AND CORRECTIONS				
Charities—Administration				
Alterations, Los Angeles County Cemetery, (7721) (3) — Alter crematory to conform to requirements of Air Pollution Control District.				
.01 Alterations, Crematory				
Oil burner, only			57,726	
Oil and gas burner, added cost			30,000	
Architectural and County Engineer services		3,000	2,000	
Total, Alterations, Los Angeles County Cemetery		**3,000**	**89,726**	
Bureau of Adoptions Building, Improvements, (7723) (2), Olympic and Magnolia—To provide and maintain adequate facilities to meet the County's expanding needs.				
.01 Heating and Ventilation				
Alter heating system			6,000	
Air conditioning				
Electric installation				
Architectural and County Engineer services		5,000		
.02 Equipment Building				
Total, Bureau of Adoptions Building, Improved		**5,000**	**6,000**	
El Monte District Office, Bureau of Public Assistance, (7720) (1) 725 South Tyler Avenue, El Monte—To provide County owned office building and parking facilities.				
.01 Alterations and Additions				
Type I basement (1,000 ± sq. ft.)			11,000	
Concrete stairway (2)			3,300	
Type V addition (8,500 ± sq. ft.)			112,200	
Mezzanine (1,275 + sq. ft.)			4,210	
Remodel existing building			30,525	
Air conditioning			49,500	
Parking lot (17,950 ± sq. ft.)			7,180	
Architectural and County Engineer services		5,000	7,000	
Total, El Monte District Office, Bureau of Public Assistance		**5,000**	**224,915**	
Telephone Exchange Building, (7724) (3)—To provide adequate space for centralized telephone service to all County facilities in the General Hospital area and to relieve the demand for telephone equipment in existing overcrowded structures. To increase the effectiveness of communications.				
.01 Telephone Building				
Type I service building, including air conditioning (3,600 ± sq. ft.)			90,000	
Architectural and County Engineer services		6,000	3,000	
Total, Telephone Exchange Building		**6,000**	**93,000**	

CAPITAL PROJECTS—Continued

EXPENDITURES				
Actual Prior Year 1953-54	Actual Current Year to 12-1-54	Estimated Current Year 1954-55	Requested Fiscal Year 1955-56	Allowed Fiscal Year 1955-56
$	$	$	$ 92,726	$ 92,726
	448.34	7,200	92,726	92,726
			63,900	11,000
			2,750	
			66,650	11,000
			229,915	229,915
80,000.00		8,000	229,915	229,915
			99,000	99,000
			99,000	99,000

CAPITAL PROJECTS—Continued

Project Number, Title, Location, Description	Allowed Amount is for Land	Plans	Constr.	Equip.
CHARITIES, HOSPITALS AND CORRECTIONS—Continued				
Charities—Administration—Continued				
Welfare Building, Improvements, (7722) (2) 2615 South Grand—To provide and maintain adequate facilities to meet the County's expanding needs.				
.01 Alterations				
Cafeteria				
Architectural and County Engineer services			1,700	
.02 Heating and Ventilating System				
Remodel existing system				
Architectural and County Engineer services				
Total, Welfare Building, Improvements			**1,700**	
Total, Charities—Administration		**19,000**	**415,341**	
Charities—General Hospital (3)				
Acute Unit, Additional Delivery Rooms, (7784)—To provide facilities to care for the increasing number of births over the past years, to prevent births from taking place in the preparation rooms and corridors because of inadequate service areas.				
.01 Alterations, LACO No. 835				
8th and 9th Floor conversion to delivery rooms				
Architectural and County Engineer services				
Total, Acute Unit, Additional Delivery Rooms				
Acute Unit, Air Condition Library, (7805)—To provide proper cooling and ventilation for the comfort of staff and students using Library.				
.01 Air Conditioning				
Installation				
Architectural and County Engineer services				
Total, Acute Unit, Air Condition Library				
Acute Unit, Alterations, Radiology Department, (7806)—To provide housing for radiology equipment that will meet the requirements of Los Angeles Fire Department.				
.01 Alterations				
New X-ray room				
Room No. 3533				
Room Nos. 3532 and 3536				
Hallway, first floor				
Architectural and County Engineer services		2,800		
.02 Equipment				
Total, Acute Unit, Alterations, Radiology Department		**2,800**		

CAPITAL PROJECTS—Continued

EXPENDITURES				
Actual Prior Year 1953-54	Actual Current Year to 12-1-54	Estimated Current Year 1954-55	Requested Fiscal Year 1955-56	Allowed Fiscal Year 1955-56
			47,700	1,700
			18,950	
			66,650	**1,700**
$ 80,000.00	$ 448.34	$ 15,200	$ 554,941	$ 434,341
$	$	$	$ 39,200	$
	27.48	39,000	39,200	
			53,000	
			53,000	
			23,850	2,800
			705	
			24,555	2,800

CAPITAL PROJECTS—Continued

Project Number, Title, Location, Description	Allowed Amount is for Land	Plans	Constr.	Equip.
CHARITIES, HOSPITALS AND CORRECTIONS—Continued				
Charities—General Hospital (3)—Continued				
Acute Unit, Central Supply, (7814)—To provide facilities for centralization of sterile instruments and supplies for various surgeries and wards. To increase efficiency and control.				
.01 Remodel 17th Floor				
Alterations				
Install autoclave, including appurtenant work				
Air conditioning				
Architectural and County Engineer services				
.02 Basic Equipment				
Total, Acute Unit, Central Supply				
Acute Unit, Deep Freeze Storage, (7815)—To provide storage for frozen foods.				
.01 Frozen Food Storage				
Fruits and vegetables (2,640± cu. ft.)				
Fish (240± cu. ft.)				
Meats (2,574± cu. ft.)				
Construct platform for compressor, basement				
Architectural and County Engineer services				
Total, Acute Unit, Deep Freeze Storage				
Acute Unit, Dietitians' Laboratory Alterations, (7785)—To provide office space for Dietitians' planning and administrative work.				
.01 Alterations, LACO No. 835				
.02 Fans, oscillating (6±)				
Total, Acute Unit, Dietitians' Laboratory Alterations				
Acute Unit, Drainage Under Steam Kettles, (7807)—To provide adequate faciilties for drainage that will reduce maintenance costs and meet sanitary requirements.				
.01 Kitchen Improvements				
Install stainless steel pans and drains and relocate equipment				
Architectural and County Engineer services		4,000		
Total, Acute Unit, Drainage Under Steam Kettles		4,000		

CAPITAL PROJECTS—Continued

EXPENDITURES				
Actual Prior Year 1953-54	Actual Current Year to 12-1-54	Estimated Current Year 1954-55	Requested Fiscal Year 1955-56	Allowed Fiscal Year 1955-56
			123,300	
			5,550	
			128,850	
			30,030	
			30,030	
			5,172	
			200	
			5,372	
			45,000	4,000
			45,000	**4,000**

CAPITAL PROJECTS—Continued

Project Number, Title, Location, Description	Allowed Amount is for Land	Plans	Constr.	Equip.
CHARITIES, HOSPITALS AND CORRECTIONS—Continued				
Charities—General Hospital (3)—Continued				
Acute Unit, Elevator Door Replacement, (7816)—To replace obsolete door operating system with high speed door system, saving many man hours of labor lost daily by employees waiting for elevators.				
.01 Elevator Improvements				
Install high speed elevator doors (12)				
Architectural and County Engineer services				
Total, Acute Unit, Elevator Door Replacement				
Acute Unit, Improvements, (7800)—To provide and maintain adequate facilities for the care of patients and to retain the structural efficiency of the building.				
.01 Relocate Fire Escape from Old Psychopathic Building to North Side of Acute Unit				
.02 Alterations, Mortuary Office				
.03 Install Showers and Construct Ramps Over Curbs, Physical Therapy Department				
.04 Aluminum Awnings, 18th Floor				
.05 Install Shelving, Library				
.06 Alterations, Room 11-840				
Total, Acute Unit, Improvements				
Acute Unit, Kitchen, Canopy Surface, (7808)—To provide cover over canopy for more sanitary and efficient cleaning purposes.				
.01 Canopy Surface				
Stainless steel canopy cover, gutter, and drains				
Architectural and County Engineer services				
Total, Acute Unit, Kitchen, Canopy Surface				
Acute Unit, Kitchen, Drain Lines Replacement, (7786)—To replace existing drainage system which has deteriorated beyond repair.				
.01 Kitchen Drainage Improvements, LACO No. 835				
Replace drainage piping with heavy cast iron pipe (3,300± lin. ft.)				
Architectural and County Engineer services				
Total, Acute Unit, Kitchen, Drain Lines Replacement				

CAPITAL PROJECTS—Continued

EXPENDITURES				
Actual Prior Year 1953-54	Actual Current Year to 12-1-54	Estimated Current Year 1954-55	Requested Fiscal Year 1955-56	Allowed Fiscal Year 1955-56
			138,000	
			138,000	
			1,093	
			2,027	
			1,424	
			5,388	
			910	
			980	
			11,822	
			33,500	
			33,500	
			73,200	
		78,200	**73,200**	

CAPITAL PROJECTS—Continued

Project Number, Title, Location, Description	Allowed Amount is for Land	Plans	Constr.	Equip.
CHARITIES, HOSPITALS AND CORRECTIONS—Continued				
Charities—General Hospital (3)—Continued				
Acute Unit, Kitchen Refrigeration, (7748)—To provide adequate refrigeration to control meat issues and sanitary storage for other foods.				
.02 Kitchen Refrigeration				
Alterations				
Architectural and County Engineer services				
Total, Acute Unit, Kitchen Refrigeration				
Acute Unit, Kitchen Wall Protection, (7809)—To prevent damage to tile walls caused by congestion of food carts.				
.01 Kitchen Improvements				
Concrete curbs and tile patching				
Architectural and County Engineer services				
Total, Acute Unit, Kitchen Wall Protection				
Acute Unit, Laboratory, Alterations and Expansion, (7817)—To provide additional space for autopsy, photo and chemistry laboratories to meet expanding needs.				
.01 Plans				
Acute Unit, Machine Record Room Addition, (7787)—To provide additional space and relieve congestion in machine room to increase efficiency of employees.				
.01 Roof Deck				
Enclose roof deck				
Air conditioning				
Architectural and County Engineer services				
Total, Actue Unit, Machine Record Room Addition				
Acute Unit, Mezzanine Floor, Room 1026, (7810)—To provide additional space to relieve congestion and increase efficiency of employees from various offices.				
.01 Mezzanine Floor				
Construction (1,650±sq. ft.)				
Air conditioning				
Architectural and County Engineer services				
Total, Acute Unit, Mezzanine Floor				

CAPITAL PROJECTS—Continued

EXPENDITURES				
Actual Prior Year 1953-54	Actual Current Year to 12-1-54	Estimated Current Year 1954-55	Requested Fiscal Year 1955-56	Allowed Fiscal Year 1955-56
			4,800	
12,677.56	394.38	500	**4,800**	
			4,000	
			4,000	
			24,000	
			15,800	
			15,800	
			76,500	
			76,500	

CAPITAL PROJECTS—Continued

Project Number, Title, Location, Description	Allowed Amount is for Land	Plans	Constr.	Equip.
CHARITIES, HOSPITALS AND CORRECTIONS—Continued				
Charities—General Hospital (3)—Continued				
Acute Unit, Pharmacy Alterations, (7811)—To provide additional facilities for prescription issue area to meet the increased volume of work.				
.01 General Improvements				
Alterations, air conditioning, and public address system installation				
Architectural and County Engineer services				
Total, Acute Unit, Pharmacy Alterations				
Acute Unit, Post Anesthesia Recovery Room, (7812)—To provide a central recovery area adjoining the main surgeries to care for patients while in the state of shock. (This project is recommended by the attending staff physicians.)				
.01 Post Anesthesia Recovery Room				
Alterations				
Air conditioning				
Architectural and County Engineer services		8,500		
.02 Basic Equipment				
Total, Acute Unit, Post Anesthesia Recovery Room		8,500		
Acute Unit, Pot Washing Room Alterations, (7788)—To provide adequate facilities for food service to patients.				
.01 Pot Washing Room Conversion to Fruit Juice Processing Room				
Alterations				
Architectural and County Engineer services				
.02 Fruit Processing Equipment				
Total, Acute Unit, Pot Washing Room Alterations				
Acute Unit, Renovate Classroom, (7789)—To renovate classroom used for medical and other technical meetings. Many unfavorable comments have been made by the public as to the dismal appearance of the classroom.				
.01 Classroom Renovation				
Classroom No. 1436				
Classroom No. 1645				
Air conditioning				
Architectural and County Engineer services				
Total, Acute Unit, Renovate Classroom				

CAPITAL PROJECTS—Continued

EXPENDITURES				
Actual Prior Year 1953-54	Actual Current Year to 12-1-54	Estimated Current Year 1954-55	Requested Fiscal Year 1955-56	Allowed Fiscal Year 1955-56
			45,000	
			45,000	
			100,050	8,500
			29,240	
			129,290	**8,500**
			11,300	
			2,385	
			13,685	
			41,000	
			41,000	

CAPITAL PROJECTS—Continued

Project Number, Title, Location, Description	Allowed Amount is for Land	Plans	Constr.	Equip.
CHARITIES, HOSPITALS AND CORRECTIONS—Continued				
Charities—General Hospital (3)—Continued				
Acute Unit, Site Improvements, (7790)—To preserve and improve the appearance of General Hospital grounds.				
.01 Site Improvements				
Renew sprinkler system				
Landscaping and specimen trees				
Architectural and County Engineer services				
Total, Acute Unit, Site Improvements				
Acute Unit, Storage Space for Fruits and Vegetables, (7813)—To provide cool storage area for fruits and vegetables to prevent spoilage.				
.01 Loading Dock Alterations				
Enclose dock area and install walk-in refrigerator				
Architectural and County Engineer services				
Total, Acute Unit, Storage Space for Fruits and Vegetables				
Acute Unit, Waste Line Replacement, (7791)—To replace badly rusted sewer line that is beyond repair.				
.01 Replace Waste Lines with Heavy Duty Cast Iron Pipe				
200 Wing Unit				
800 Wing Unit				
Total, Acute Unite, Waste Line Replacement				
Acute Unit, Waterproof Roof Decks, (7755)—To repair concrete roofs in Acute Unit which have become cracked and have developed leaks.				
.01 Waterproof Roof Decks				
Additional Dex-O-Tex roofing (33,170± sq. ft.)				
Architectural and County Engineer services				
Total, Acute Unit, Waterproof Roof Decks				
Air Conditioning, Central Compressor Plant, (7818)—To provide for centralization of air conditioning equipment to reduce initial and maintenance costs.				
.01 Construct and Consolidate Air Conditioning Compressor Equipment in a Central Plant				10,000
Auditorium, Renovate and Redecorate, (7756)—To clean porous acoustic plaster in the auditorium and to reduce the comments by the public as to the condition of the auditorium.				
.01 Auditorium Renovation				
Acoustic ceiling, paint walls, refinish floors, and relocate air ducts				
Architectural and County Engineer services				
Total, Auditorium, Renovate and Redecorate				

CAPITAL PROJECTS—Continued

EXPENDITURES				
Actual Prior Year 1953-54	Actual Current Year to 12-1-54	Estimated Current Year 1954-55	Requested Fiscal Year 1955-56	Allowed Fiscal Year 1955-56
			60,000	
			60,000	
			24,500	
			24,500	
			6,898	
			6,898	
			39,487	
37,435.01	**603.52**	**27,000**	**39,487**	
			110,000	10,000
			22,300	
			22,300	

CAPITAL PROJECTS—Continued

Project Number, Title, Location, Description	Allowed Amount is for Land	Plans	Constr.	Equip.
CHARITIES, HOSPITALS AND CORRECTIONS—Continued				
Charities—General Hospital (3)—Continued				
Clock System Conversion, (7801)—To modernize the old clock system with the new system for uniform time and to reduce maintenance.				
.01 Install Wiring and Appliances				
.02 Equipment				
Total, Clock System Conversion				
Communicable Diseases Building, New, (7739)—To increase facilities which are inadequate to complete the construction of the new Communicable Diseases Building.				
.02 Landscaping and Sprinkler System Completion				
Landscaping and sprinkler system, new pedestrian tunnel				
Architectural and County Engineer services				
Total, Communicable Diseases Building, New				
Dishwashing Room, Alterations and Equipment Replacement, (7759)—To provide for the replacement of obsolete and worn out equipment, repair corroded flooring, paint, and overhaul ventilation system. To provide more efficient operation and elimination of helper positions.				
.01 Dishwashing Room Improvements				
Removal work				
Flooring				
Acoustic ceiling				
Stainless steel wainscot				
Painting				
Stainless steel tables				
Ventilation, plumbing, and equipment installation				
Electrical installation				
Architectural and County Engineer services				
.04 Cart Washing Room Improvements				
Removal work				
Flooring				
Stainless steel wainscot				
Stainless steel cabinet				
Stainless steel doors and curbs				
Wash booth				
Electrical installation				
Appurtenant work				
Architectural and County Engineer services		3,500		
Total, Dishwashing Room Alterations and Equipment Replacement		**3,500**		

CAPITAL PROJECTS—Continued

EXPENDITURES				
Actual Prior Year 1953-54	Actual Current Year to 12-1-54	Estimated Current Year 1954-55	Requested Fiscal Year 1955-56	Allowed Fiscal Year 1955-56
			300	
			1,230	
			1,530	
			3,500	
9,865.15	6,417.37	20,000	**3,500**	
			83,500	
			55,100	3,500
32,314.88	**1,374.36**	**138,000**	**138,600**	**3,500**

CAPITAL PROJECTS—Continued

Project Number, Title, Location, Description	Allowed Amount is for Land	Plans	Constr.	Equip.
CHARITIES, HOSPITALS AND CORRECTIONS—Continued				
Charities—General Hospital (3)—Continued				
Garage, Waterproof Roof Deck, (7792)—To repair concrete roof which has become cracked, resulting in leaks in doctors' garage roof and producing a hazard to vehicles and users of this garage.				
.01 Roof Deck Improvements				
Waterproof forecourt over garage, including new cement (19,750±sq. ft.)				
Architectural and County Engineer services				
Total, Garage, Waterproof Roof Deck				
Interns' and Resident Physicians' Home, (7742)—To provide living quarters for doctors who must live on grounds.				
.01 Type I Five-Story Concrete Building				
Construction (130,000±sq. ft.)				
Air conditioning				
Landscaping and sprinklers				
Architectural and County Engineer services				
.02 Equipment				
Single bedrooms (250)				
Reception room				
Kitchen and dining room				
Lounge rooms (10)				
Total, Interns' and Resident Physicians' Home				
Interns' Home, Improvements, (7804)—To provide and maintain living quarters for doctors who must live on grounds.				
.01 Exit Stairway				
Laundry Building, Improvements, (7761)—To provide adequate facilities for work operations and preservation of building.				
.01 General Improvement LACO No. 825				
Plaster patching and painting				
Lighting				
Install ventilation system in press rooms				
Relocate 3 tumblers from laundry room				
Architectural and County Engineer services				
Total, Laundry Building, Improvments				
Marengo Street Entrance, Alterations, (7793)—To reduce traffic congestion caused by the narrowness of existing gate.				
.01 Marengo Street Entrance				
Widen and relocate entrance, install new gate and gatehouse, including electrical connections				
Architectural and County Engineer services				
Total, Marengo Street Entrance, Alterations				

CAPITAL PROJECTS—Continued

EXPENDITURES				
Actual Prior Year 1953-54	Actual Current Year to 12-1-54	Estimated Current Year 1954-55	Requested Fiscal Year 1955-56	Allowed Fiscal Year 1955-56
			67,215	
	60.51	69,000	**67,215**	
			3,035,000	
			155,260	
			3,190,260	
			480	
			73,500	
			73,500	
			13,600	
			13,600	

CAPITAL PROJECTS—Continued

Project Number, Title, Location, Description	Allowed Amount is for Land	Plans	Constr.	Equip.
CHARITIES, HOSPITALS AND CORRECTIONS—Continued				
Charities—General Hospital (3)—Continued				
Nurses' Residence Expansion, (7741) — To provide additional needed facilities to replace existing buildings to be removed.				
.01 Two-Story Wing				
Alterations to existing building (750± sq. ft.)			9,290	
Type III structure (8,120± sq. ft.)			166,460	
Basement (4,060± sq. ft.)			77,140	
Enclosed stairway			6,900	
Basement stairway			1,500	
Architectural and County Engineer services		2,510	10,000	
.02 Landscaping and Sprinkler System		200	2,000	
.04 Eleven-Story Wing				
Type I structure (210,000± sq. ft.)				
Air conditioning				
Architectural and County Engineer services				
.06 Equipment				
Classrooms				
Single bedrooms (575)				26,555
Gymnasium				
Lounge room				
Laundry				
Kitchen and dining room				
Reception room				
Total, Nurses' Residence Expansion		**2,710**	**273,290**	**26,555**
Old Incinerator Building, Elevator Improvements, (7794)—To provide adequate elevator service for transporting heavily loaded trucks between floors.				
.01 Elevator Improvements				
Install automatic leveling equipment, elevator No. 13				
Architectural and County Engineer services				
Total, Old Incinerator Building, Elevator Improvements				
Osteopathic Hospital, New, (7740)—To provide for replacement of inadequate, old facilities.				
.02 Site Improvements				
Sprinkler system				
Landscaping				
Architecutural and County Engineer services				
Total, Osteopathic Hospital, New				

CAPITAL PROJECTS—Continued

EXPENDITURES				
Actual Prior Year 1953-54	**Actual Current Year** to 12-1-54	**Estimated Current Year** 1954-55	**Requested Fiscal Year** 1955-56	**Allowed Fiscal Year** 1955-56
			273,800	273,800
			2,200	2,200
			4,550,000	
			333,040	26,555
13,875.00	**186.94**	**277,000**	**5,159,040**	**302,555**
			4,900	
			4,900	
			34,000	
27,696.43	**5,334.62**	**7,500**	**34,000**	

CAPITAL PROJECTS—Continued

Project Number, Title, Location, Description	Allowed Amount is for Land	Plans	Constr.	Equip.
CHARITIES, HOSPITALS AND CORRECTIONS—Continued				
Charities—General Hospital (3)—Continued				
Outpatient Building, New (7802)—To provide a strategically located building for the efficient handling of increasing number of clinic patients.				
.01 Type I Building				
Construction (200,000 ± Sq. ft.)				
Utilities				
Landscaping				
Architectural and County Engineer services				
Total, Outpatient Building				
Power House, Additions and Improvements, (7772)—To provide efficient steam generating and electrical distribution facilities to meet daily requirements.				
.01 Soft Water Line Improvements, LACO No. 827				
Install chloride anion exchange unit				
Install water softener, piping, and valves				
Architectural and County Engineer services				
Total, Power House, Additions And Improvements				
Psychopathic Hospital, Improvements, (7819)—To provide and maintain adequate facilities for the care of patients and to retain the structural efficiency of the building.				
.02 General Improvements				
Air conditioning				
Install horizontal projecting louvres				
Shower stalls in bathrooms 6A10 and 6B13 (1 ea.)				
Install metal acoustic ceiling and extend exhaust pipe, engine room				
Install metal louvres, storage area				
Architectural and County Engineer services				
Total, Psychopathic Hospital, Improvements				
Psychopathic Hospital, New, (7743)—To replace present structure which is inadequate and obsolete. Financing for this project is the Accumulative Capital Outlay Fund.				
.01 Psychopathic Unit				38,676

CAPITAL PROJECTS—Continued

EXPENDITURES				
Actual Prior Year 1953-54	Actual Current Year to 12-1-54	Estimated Current Year 1954-55	Requested Fiscal Year 1955-56	Allowed Fiscal Year 1955-56
			4,090,000	
			4,090,000	
			16,800	
14,092.74			**16,800**	
			519,854	
			519,854	
13,563.38			38,676	38,676

CAPITAL PROJECTS—Continued

Project Number, Title, Location, Description	Allowed Amount is for Land	Plans	Constr.	Equip.
CHARITIES, HOSPITALS AND CORRECTIONS—Continued				
Charities—General Hospital (3)—Continued				
Repaint Buildings, (7773)—To provide for the protection of County-owned property which has not been painted for several years.				
.01 Repaint Buildings				
Superintendent's cottage				
Library				
Ward Building, LACO No. 813				
Ward Building, LACO No. 817				
Ward Building, LACO, No. 807				
Administration Building				
Mission Road gatehouse				
Laundry building, LACO, No. 825				
Service building, LACO, No. 822				
Interns' home, LACO, No. 812				
X-ray and Interns' quarters, LACO, No. 821				
Marengo Street gatehouse				
Corridor from laundry to road past Building 155				
Architectural and County Engineer services				
Total, Repaint Buildings				
Resurfacing Roads, (7795)—To provide for the replacement of hard surface roads which now create a hazard to vehicular traffic.				
.01 General Road Repairs				
Resurfacing (101,000± sq. ft.)				
Drainage improvements				
Patching				
.02 Road Department Services and Inspection				
Total, Resurfacing Roads				
Service Building, Alterations, (7776)—To remodel Service Building to accommodate pharmacy which has outgrown present quarters.				
.02 County Engineer Services for 1953-54 Contract				
Service Building Elevator Improvements, (7796)—To provide adequate elevator service and minimize hazards of transporting personnel and supplies between floors.				
.01 Elevator Improvements				
Install automatic leveling devices and new doors on elevators Nos. 3 and 4				
Architectural and County Engineer services				
Total, Service Building Elevator Improvements				
Shelter Over Water Softeners, (7803)—To provide protection from the weather for workmen operating water softeners.				
.01 Install Corrugated Shed Roof and Lighting (520± sq. ft.)				

CAPITAL PROJECTS—Continued

EXPENDITURES				
Actual Prior Year 1953-54	Actual Current Year to 12-1-54	Estimated Current Year 1954-55	Requested Fiscal Year 1955-56	Allowed Fiscal Year 1955-56
			40.000	
			40,000	
			13,365	
			3,135	
			16,500	
34,156.66	1,489.12	99,000	1,000	
			22,500	
			22,500	
			1,295	

CAPITAL PROJECTS—Continued

Project Number, Title, Location, Description	Allowed Amount is for Land	Plans	Constr.	Equip.
CHARITIES, HOSPITALS AND CORRECTIONS—Continued				
Charities—General Hospital (3)—Continued				
Surgeries, Air Condition for Explosion—Proofing, (7778)—Installation of air conditioning equipment. To eliminate the danger of explosion from anesthetic and other gases in surgeries in compliance with the State Administrative Code, Title 19-Public Safety, effective September 1, 1950, and Chapter 5, Article 7, Los Angeles Municipal Code. This initial request is the first phase of a 3 year program for explosion-proof installations in surgeries estimated to cost not less than $200,000.				
.01 Air Conditioning				
Install in 2 rooms, 10th floor, and room No. 3422, 3426, 3626, 3632, 3633, 4133, 4135, 4136, 4140, 4419, 4620, 4623, 4629, and 5133			153,600	
Architectural and County Engineer services		5,000	6,300	
Total, Surgeries, Air Condition for Explosion Proofing		**5,000**	**159,900**	
Tuberculosis Building, Improvements, (7780)—To provide facilities for efficient care of patients and preserve County-owned property.				
.01 Removal Work, Gunite and Paint Exterior, and Construct Shear Walls Inside Building LACO No. 805				
.02 Alterations and Appurtenant Work to Construct Laboratory, Ward 200				
.03 Architectural and County Engineer Services				
Total, Tuberculosis Building, Improvements				
Tunnel Extension, (7782)—To provide a more efficient means of transporting patients and supplies from Psycho to Acute X-ray.				
.01 Concrete Tunnel				
Tunnel (570 ± lin. ft.)			155,040	
Architectural and County Engineer services		2,360	5,900	
Total, Tunnel Extenson		**2,360**	**160,940**	
Various Completed Projects				
Total, Charities—General Hospital		**38,870**	**632,806**	**26,555**
Charities—Harbor General Hospital (4)				
Acute Unit, (7973)—To provide a modern hospital structure for 700 patients to serve the southwesterly portion of the County.				
.01 Plans				

CAPITAL PROJECTS—Continued

EXPENDITURES				
Actual Prior Year 1953-54	Actual Current Year to 12-1-54	Estimated Current Year 1954-55	Requested Fiscal Year 1955-56	Allowed Fiscal Year 1955-56
			164,900	164,900
	7.23	6,300	164,900	164,900
			231,000	
			15,000	
			18,800	
			264,800	
			163,300	163,300
	2.70	172,700	163,300	163,300
323,061.28	10,084.52	53,177		
$ 518,738.09	$ 25,982.75	$ 987,377	$15,226,039	$ 698,231
$	$	$	$ 880,000	$

CAPITAL PROJECTS—Continued

Project Number, Title, Location, Description	Allowed Amount is for Land	Plans	Constr.	Equip.
CHARITIES, HOSPITALS AND CORRECTIONS—Continued				
Charities—Harbor General Hospital (4)—Continued				
Acute Wards, Nurses' Call System, (7944)—To provide needed call system to comply with Bureau of Hospitals recommendation.				
.01 Nurses Call System Installation, LACO Nos. 2086, 2096, and 2097			2,959	
Administration Building Alterations, (7903)—To provide for additional space for the expansion of required Administrative functions.				
.01 Additions and Altrations, LACO No. 2063				
Type V construction (1,350± sq. ft.)			28,000	
Air conditioning			41,800	
Architectural and County Engineer services		4,000	4,000	
Total, Administration Building Alterations		**4,000**	**73,800**	
Alterations, Doctors' Quarters, (7945)—To finish interior of staff quarters, a necessary aid in the recruitment of staff.				
.01 Alterations, LACO No. 2053			1,900	
Animal Shelter, (7904)—To prevent death of laboratory animals due to exposure.				
.01 Animal Shelter				
Type V structure (500± sq. ft.)				
Paving, concrete ramp and driveway				
Utilities				
Architectural and County Engineer services				
.02 Animal Cages and Metal Table				
Total, Animal Shelter				
Central Supply, Alterations, (7946)—To expand and improve working area in Central Supply.				
.01 Alterations, LACO No. 2064				
,02 Air Conditioner Fan, Sterilizer, and Tables with Stools attached				
Total, Central Supply, Alterations				
Clinical Laboratory, Additions and Alterations, (7908)—To provide additional facilities necessary for added work load due to rapid growth of hospital.				
.01 Additions and Alterations				
Type V structure with associated equipment, (1,700± sq. ft.)				
Air conditioning, new addition				
Air conditioning, existing building				
Architectural and County Engineer services				
Total, Clinical Laboratory, Additions and Alterations				

CAPITAL PROJECTS—Continued

EXPENDITURES				
Actual Prior Year 1953-54	Actual Current Year to 12-1-54	Estimated Current Year 1954-55	Requested Fiscal Year 1955-56	Allowed Fiscal Year 1955-56
194.85	310.36	2,900	2,959	2,959
			77,800	77,800
3,174.96	**899.49**	**2,000**	**77,800**	**77,800**
			1,900	1,900
			12,000	
			872	
			12,872	
			5,000	
			7,237	
			12,237	
			100,350	
4,682.67	**538.10**	**5,000**	**100,350**	

CAPITAL PROJECTS—Continued

Project Number, Title, Location, Description	Allowed Amount is for Land	Plans	Constr.	Equip.
CHARITIES, HOSPITALS AND CORRECTIONS—Continued				
Charities—Harbor General Hospital (4)—Continued				
Clinical Laboratory Electrical Improvements, (7947)—To provide increased capacity for electrical load and the installation of additional electrically operated equipment.				
.01 Electrical Service, Laboratory, LACO No. 2071				
.02 Transformer				
Total Clinical Laboratory, Electrical Improvements				
Dormitory Buildings for Medical Staff, (7913)—To provide housing for male medical staff immediately adjacent to hospital.				
.01 Type V Building				
Construction (2,760± sq. ft.)				
Architectural and County Engineer services		500	600	
.02 Landscaping				
Total, Dormitory Buildings for Medical Staff		**500**	**600**	
"E" Wing, Hot Water Systems, (7962)—To provide central hot water circulating system which will eliminate tanks in each building and reduce maintenance costs.				
.01 Central Hot Water System				
Installation				
Architectural and County Engineer services				
Total, "E" Wing Hot Water Supply				
Electrical Distribution, Overhead, Repairs, (7915)—System, installed under war-time conditions, has deteriorated rapidly, and, as it carries 1,000 volts, must be kept in top condition.				
.01 Overhead Electrical Distribution System Repairs				
Electrical Improvements, Surgery Rooms "D" and "E" (7963)—To provide increased capacity of electrical load in each room by separating existing electrical circuits.				
.01 Install Ground Detector and Isolating Transformer			400	
.02 Ground Detector and Isolating Transformer				250
Total, Electrical Improvements			**400**	**250**
Fence, Chain Link, (7950)—To replace existing fence, that is badly rusted and beyond repair, to provide security for County property.				
.01 Fence Replacement				
Chain link fencing (1,000± lin. ft. 4½')				
Architectural and County Engineer services				
Total, Fence, Chain Link				

CAPITAL PROJECTS—Continued

EXPENDITURES				
Actual Prior Year 1953-54	Actual Current Year to 12-1-54	Estimated Current Year 1954-55	Requested Fiscal Year 1955-56	Allowed Fiscal Year 1955-56
			1,666	
			650	
			2,316	
			49,100	1,100
			2,700	
	1,425.39	**48,200**	**51,800**	**1,100**
			21,500	
			21,500	
4,941.28		**1,750**	**5,500**	
			400	400
			250	250
			650	**650**
			3,250	
			3,250	

CAPITAL PROJECTS—Continued

Project Number, Title, Location, Description	Allowed Amount is for Land	Plans	Constr.	Equip.
CHARITIES, HOSPITALS AND CORRECTIONS—Continued				
Charities—Harbor General Hospital, (4)—Continued				
Floor Covering, Corridors, "A", "B", "C" Wings, (7951)—To replace existing linoleum that is deteriorated and requires continuous patching.				
.01 Asphalt Tile Floor Covering				
"A" corridor (2,580±sq. ft.)			1,500	
"B" corridor (3,150±sq. ft.)			1,800	
"C" corridor (5,220±sq. ft.)			3,000	
Total, Floor Covering, Corridors "A", "B", "C" Wings			**6,300**	
Holding Ward, (7964)—To provide additional facilities for increasing number of admissions and emergency cases.				
.01 Type V Building				
Construction (4,650±sq. ft.)				
Air conditioning				
Architectural and County Engineer services				
.02 Equipment Required				
Total, Holding Ward				
Housing for Autoclave, (7952)—To provide additional facilities for autoclaving supplies for use in the Tuberculosis Clinic.				
.01 Housing for Autoclave				
.02 Fan, Ventilating, Motor Driven				
Total, Housing for Autoclave				
Laboratory Annex, Addition, (7920)—To provide adequate storage space for pathological specimens, records, and space for employee lockers.				
.01 Building addition (624±sq. ft.)				
Library Building, Renovate and Redecorate, (7965)—To improve facilities for study and reading by the Medical Staff.				
.01 Acoustic Ceiling, Asphalt Tile Flooring, Lighting Improvements and Painting				
Master Development Plan, Harbor General Hospital, (7974)—To provide the necessary over-all development plan as a guide to the construction of utilities, services, and buildings, so that the capital improvement may be designed and constructed to service the ultimate development without costly alteration.				
.01 Plans		20,000		

CAPITAL PROJECTS—Continued

Actual Prior Year 1953-54	Actual Current Year to 12-1-54	Estimated Current Year 1954-55	Requested Fiscal Year 1955-56	Allowed Fiscal Year 1955-56
			6,300	6,300
			6,300	**6,300**
			91,000	
			10,870	
			101,870	
			900	
			50	
			950	
			6,300	
			5,800	
			20,000	20,000

CAPITAL PROJECTS—Continued

Project Number, Title, Location, Description	Allowed Amount is for Land	Plans	Constr.	Equip.
CHARITIES, HOSPITALS AND CORRECTIONS—Continued				
Charities—Harbor General Hospital (4)—Continued				
Medical Conference Room, (7953)—To provide space for professional staff for conducting teaching and training lectures and discussions.				
.01 Remodel Conference Rooms				
Type V construction (900± sq. ft.)				
Sewer line alterations				
Air conditioning				
Architectural and County Engineer services		2,000		
.02 Basic Equipment Required				
Total, Medical Conference Room		**2,000**		
Medical Records Storage Building, (7966)—To provide storage space for patients' charts, too recent to be microfilmed.				
.01 Records Storage Building				
Relocate existing building				
Type V structure (4,000± sq. ft.)				
Air conditioning				
Architectural and County Engineer services				
.02 Equipment				
Total, Medical Records Storage Building				
New Boiler Plant, (7900)—To provide a heating plant in a safe economic site with facilities to meet current loads and readily expandable for future needs.				
.01 Alterations to Existing Boiler House			5,400	
.02 New Boiler Plant				
Type IV structure (3,200± sq. ft.)			57,890	
Miscellaneous mechanical and electrical services			10,800	
Steel catwalks and stairs			7,020	
Install new boiler and relocate one boiler			172,800	
Electrical service, boiler house			17,280	
.03 Emergency Electrical Services				
Install two 125 KW emergency generators sets and extension of emergency feeder				
Abandon existing overhead distribution system and install new 480 volt—3 phase system				
.04 Paving, Boiler House Area				
.05 Architectural and County Engineer services		16,000	10,000	
Total, New Boiler Plant		**16,000**	**281,190**	

CAPITAL PROJECTS—Continued

EXPENDITURES				
Actual Prior Year 1953-54	Actual Current Year to 12-1-54	Estimated Current Year 1954-55	Requested Fiscal Year 1955-56	Allowed Fiscal Year 1955-56
			22,200	2,000
			3,227	
			25,427	**2,000**
			54,600	
			14,031	
			68,631	
			5,400	5,400
			265,790	265,790
			136,000	
			3,000	
			26,000	26,000
14,213.73	**4,788.02**	**293,500**	**436,190**	**297,190**

CAPITAL PROJECTS—Continued

Project Number, Title, Location, Description	Allowed Amount is for Land	Plans	Constr.	Equip.
CHARITIES, HOSPITALS AND CORRECTIONS—Continued				
Charities—Harbor General Hospital (4)—Continued				
Obstetrical Ward Addition, (7925)—To provide adequate facilities required for this service.				
.01 Ward Addition				
Type V Structure (1,800 ± sq. ft.)			61,400	
Air Conditioning			33,600	
Architectural and County Engineer services		2,000	3,500	
Total, Obstetrical Ward Addition		**2,000**	**98,500**	
Occupational Therapy Alterations, (7956)—To provide more adequate facilities to aid Urological Staff in teaching and training Residents and Interns.				
.01 Remodel Occupational Therapy Building, LACO No. 2085				
Type V addition (3,125 ± sq. ft.)				
Alterations				
Air conditioning				
Parking area (6,250 ± sq. ft.)				
Architectural and County Engineer services				
.02 Basic Equipment Required				
Total, Occupational Therapy Alterations				
Open Arcades, Enclosures, "F" and "G" Wings and Connections (7926)—To provide protection against inclement weather for patients required to travel from ward to ward.				
.02 County Engineer Services for 1954-55 Contract				
Orthopedic Addition, Air Conditioning, (7971)—To provide adequate ventilation for the comfort of patients and staff.				
.01 Air Conditioning				
Installation, including cutting, patching and alterations				
Architectural and County Engineer services				
Total, Orthopedic Addition, Air Conditioning				
Outpatient Clinics Building, (7901)—To provide a strategically located building to increase the efficiency of handling the outpatient clinic and related services load.				
.02 Clinic Building				
Two-story type I structure, including air-conditioning (26,700 ± sq. ft.)				
Architectural and County Engineer services				
.05 Basic Equipment				
Total, Outpatient Clinic Building				

CAPITAL PROJECTS—Continued

EXPENDITURES				
Actual Prior Year 1953-54	Actual Current Year to 12-1-54	Estimated Current Year 1954-55	Requested Fiscal Year 1955-56	Allowed Fiscal Year 1955-56
			100,500	100,500
4,264.38	**4,936.00**	**43,400**	**100,500**	**100,500**
			126,100	
			9,237	
			135,337	
2,398.31	1,481.17	37,950	1,200	
			16,300	
			16,300	
			736,000	
			99,921	
			835,921	

CAPITAL PROJECTS—Continued

Project Number, Title, Location, Description	Allowed Amount is for Land	Plans	Constr.	Equip.
CHARITIES, HOSPITALS AND CORRECTIONS—Continued				
Charities—Harbor General Hospital (4)—Continued				
Patients' Dining Room, (7930)—Alterations required to bring structure up to a minimum standard.				
.01 Alterations, Dining Room, LACO No. 2098				
.02 Dining Room Tables and Aluminum Chairs				
Total, Patients' Dining Room				
Pharmacy Addition, (7955)—To provide additional area for prescription counter to relieve present congestion.				
.01 Type V addition				
Construction (2,900 ± sq. ft)				
Air conditioning				
Architectural and County Engineer services				
.02 Basic Equipment				
Total, Pharmacy Addition				
Repaint Exterior, Institution Buildings, (7967)—To improve the appearance and preserve County-owned property which has not been painted for several years.				
.01 Exterior Painting				
Repaint all structures				
Architectural and County Engineer services				
Total, Repaint Exterior, Institution Buildings				
Reroof Hospital Buildings and Corridors, (7972)—To replace deteriorated roofs and protect County property.				
.01 Reroofing				
"B", "C", "D", "E", and "G" Wings, all corridors, Administration Building, and 3 pump houses (2,400 ± squares)				
Architectural and County Engineer services				
Total, Reroof Hospital Buildings and Corridors				
Soiled Linen Sorting Room, (7968)—To replace temporary shelter for sorting contaminated linens, previously sorted by Rancho Laundry.				
.01 Addition, LACO No. 2099 (400 ± sq. ft.)				
Surgical Recovery Room, Improvements, (7970)—To provide adequate facilities for efficient care and treatment for patients recovering from anesthesia.				
.01 Install Central Suction and Oxygen System			714	
.02 Equipment				786
Total, Surgical Recovery Room, Improvements			**714**	**786**

CAPITAL PROJECTS—Continued

EXPENDITURES				
Actual Prior Year 1953-54	Actual Current Year to 12-1-54	Estimated Current Year 1954-55	Requested Fiscal Year 1955-56	Allowed Fiscal Year 1955-56
			2,850	
			1,562	
138.90		400	**4,412**	
			71,500	
			6,143	
			77,643	
			31,500	
			31,500	
			40,000	
			40,000	
			3,600	
			714	714
			786	786
			1,500	**1,500**

CAPITAL PROJECTS—Continued

Project Number, Title, Location, Description	Allowed Amount is for Land	Plans	Constr.	Equip.
CHARITIES, HOSPITALS AND CORRECTIONS—Continued				
Charities—Harbor General Hospital (4)—Continued				
Surgical Wards, New, (7969)—To provide increased facilities to meet expanding needs.				
.01 Type V Addition				
Construction (11,524 ± sq. ft.)				
Air conditioning				
Architectural and County Engineer services				
.02 Basic Equipment Required				
Total, Surgical Wards, New				
Ward C-3 Improvements, (7960)—To provide adequate treatment facilities and private rooms for acute patients. Contemplated changes permit rapid evacuation of patients in event of emergency.				
.01 Alterations				
Various Completed Projects				
Total, Charities—Harbor General Hospital		**44,500**	**466,363**	**1,036**
Charities—Long Beach General Hospital (1)				
Alterations, Isolation Rooms, Ward A, (8074)—To provide more working space around beds, more efficient means of evacuating patients in an emergency. To comply with health and fire regulations and requirements of State and Public Welfare Commission.				
.01 Reconstruct Corridor and Partitions, LACO No. 3210				
Automotive and Equipment Storage Building, (8100)—To replace leased building to be torn down when construction is authorized for the Sepulveda Freeway.				
.01 Type III Building				
Construction (6,265 ± sq. ft.)				
Architectural and County Engineer services				
Total, Automotive and Equipment Storage Building				
Building Addition, (8075)—To provide facilities for offices of Chaplain, Credit Union, Public Health Nurse, Janitors, washroom and locker room.				
.01 Wood Frame Construction (1,000 ± sq. ft.)				
.02 Equipment				
Total, Building Addition				

CAPITAL PROJECTS—Continued

EXPENDITURES				
Actual Prior Year 1953-54	Actual Current Year to 12-1-54	Estimated Current Year 1954-55	Requested Fiscal Year 1955-56	Allowed Fiscal Year 1955-56
			235,000	
			29,640	
			264,640	
			8,000	
87,846.13	3,194.38	49,130		
$ 121,855.21	$ 17,572.91	$ 484,230	$ 3,365,155	$ 511,899
$	$	$	$ 8,000	
			56,940	
			56,940	
			8,000	
			929	
			8,929	

CAPITAL PROJECTS—Continued

Project Number, Title, Location, Description	Allowed Amount is for Land	Plans	Constr.	Equip.
CHARITIES, HOSPITALS AND CORRECTIONS—Continued				
Charities—Long Beach General Hospital (1)—Continued				
Canteen Addition, (8076)—Due to the hospital's location away from stores and cafes, a canteen is needed for patients and employees on rest periods.				
.01 Type V Addition				
Construction (1,400±sq. ft.)				
Air conditioning				
Architectural and County Engineer services				
Total, Canteen Addition				
Concrete Loading Docks and Ramps, (8101)—To replace present inadequate and worn platforms and ramps.				
.01 Construct Concrete Loading Dock and Ramp				
Director's Residence, Improvements, (8077)—To replace deteriorated sheet rock on exterior of building with redwood siding.				
.01 Recover Director's Residence, LACO No. 3234				
Flammable Liquids Storage and Process Building, (8055)—To provide isolated storage and mixing of flammable liquids. (Part of Safety Program sponsored by Mechanical Department.)				
.01 Type V Building (600±sq. ft.)		950	6,550	
.02. Electrical Installation			150	
.03 Mechanical Department Services and Inspection			250	
Total, Flammable Liquids Storage and Process Building		**950**	**6,950**	
Kitchen Additions, (8081)—To provide additional space as recommended by the State and Public Welfare Commission.				
.01 Type V Addition				
Construction (2,750±sq. ft.)				
Architectural and County Engineer services		6,900		
Total, Kitchen Additions		**6,900**		
Linen Room Alterations, (8083)—To provide fire protection and cover exterior of building with redwood siding.				
.01 Relocate Sanitary Facilities, Install Fire Sprinkler System, and Exterior Siding, LACO No. 3225				
Medical Building, Alterations and Additions, (8099)—To provide additional office space for the Medical Staff and assistants.				
.01 Construct Addition (165±sq. ft.)				

CAPITAL PROJECTS—Continued

EXPENDITURES				
Actual Prior Year 1953-54	Actual Current Year to 12-1-54	Estimated Current Year 1954-55	Requested Fiscal Year 1955-56	Allowed Fiscal Year 1955-56
			37,600	
			37,600	
			3,600	
			2,600	
			7,500	7,500
			150	150
			250	250
			7,900	**7,900**
			96,500	6,900
			96,500	**6,900**
			5,700	
			1,650	

CAPITAL PROJECTS—Continued

Project Number, Title, Location, Description	Allowed Amount is for Land	Plans	Constr.	Equip.
CHARITIES, HOSPITALS AND CORRECTIONS—Continued				
Charities—Long Beach General Hospital (1)—Continued				
Morgue and Storage Rooms, (8084)—To provide for the expansion of facilities.				
.01 Alterations, LACO No. 3216				
.02 Table, Masonite Top				
Total, Morgue and Storage Rooms				
New Surgical Unit, (8085)—To centralize the Surgeries, X-ray Clinic, Laboratory, Pharmacy, and Dental Clinic.				
.01 Construction				
Type III building (16,845±sq. ft.)				
Utilities				
Architectural and County Engineer Services				
Total, New Surgical Unit				
Power Line Extensions, (8086)—To provide a loop distribution system to meet emergencies and provide 3-phase service for economy of operation at heavy load centers.				
.01 Electrical Distribution System				
Complete highline loop			3,975	
Three-phase service to LACO Nos. 3209, 3210 and 3211			1,440	
Extension of single and three-phase service to LACO No. 3223			305	
Three-phase service to LACO Nos. 3233 and 3343			755	
Total, Electrical Distribution System			6,475	
Vegetable Room and Bake Shop Alterations, (8091)—To provide sufficient sanitary and lighting facilities.				
.01 Provide Heat, Light, and Ventilation				
Ward B Isolation Room, Changes, (8093)—To comply with health and fire regulations and requirements of State and Public Welfare Commission.				
.01 Reconstruct Corridor and Partition			8,000	
Ward Buildings, New, (8092)—To provide facilities for housing all patients in one location, reducing the work of transporting patients and supplies, as required by new traffic loads and proposed freeway construction.				
.01 Construct Type III Ward Building Unit No. 1 (11,380±sq. ft.)				
.02 Construct Type III Ward Building Unit No. 2 (11,380±sq. ft.)				
.03 Architectural and County Engineer Services				
Total, Ward Buildings, New				

CAPITAL PROJECTS—Continued

EXPENDITURES				
Actual Prior Year 1953-54	Actual Current Year to 12-1-54	Estimated Current Year 1954-55	Requested Fiscal Year 1955-56	Allowed Fiscal Year 1955-56
			8,000	
			100	
			8,100	
			394,425	
			394,425	
			6,475	6,475
			6,475	**6,475**
			5,500	
			8,000	8,000
			225,725	
			225,725	
			42,500	
			493,950	

CAPITAL PROJECTS—Continued

Project Number, Title, Location, Description	Allowed Amount is for Land	Plans	Constr.	Equip.
CHARITIES, HOSPITALS AND CORRECTIONS—Continued				
Charities—Long Beach General Hospital (1)—Continued				
Wards "A" and "B" Addition, (8102)—To provide additional space as recommended by the State Fire Marshal and Public Welfare Commission.				
.01 Construct Addition			7,850	
Wards "D" and "E" Addition, (8103)—To provide additional space as recommended by the State Fire Marshal and Public Welfare Commission.				
.01 Construct Building			7,850	
Various Completed Projects				
Total, Charities—Long Beach General Hospital		7,850	37,125	
Mira Loma Segregation Hospital (5)				
Recalcitrant Unit, (8686)—To comply with the requirements of State and local Health Departments and recommendation of the Grand Jury.				
.01 Dormitory Ward				
Type I and Type III construction (19,820± sq. ft.)				
Architectural and County Engineer services				
Total, Recalcitrant Unit				
Total, Charities—Mira Loma Segregation Hospital				

CAPITAL PROJECTS—Continued

EXPENDITURES				
Actual Prior Year 1953-54	Actual Current Year to 12-1-54	Estimated Current Year 1954-55	Requested Fiscal Year 1955-56	Allowed Fiscal Year 1955-56
			7,850	7,850
			7,850	7,850
378,851.72	3,109.95	18,118		
$ 378,851.72	$ 3,109.95	$ 18,118	$1,161,569	$ 44,975
$	$	$	$ 452,000	$
		2,500	452,000	
$	$	$ 2,500	$ 452,000	$

CAPITAL PROJECTS—Continued

Project Number, Title, Location, Description	Allowed Amount is for Land	Plans	Constr.	Equip.
CHARITIES, HOSPITALS AND CORRECTIONS—Continued				
Charities—Olive View Sanatorium (5)				
Acute Unit, Automatic Fire Sprinkler System, (8166)—To provide adequate protection for County property and comply with Los Angeles Fire Regulations. (Part of Safety Program sponsored by Mechanical Department.)				
.01 Automatic Fire Sprinkler System				
Install fire sprinklers with 50 feet of water lines in basement				
Architectural and County Engineer services		925		
Total, Acute Unit, Automatic Fire Sprinkler System		925		
Auto Equipment Storage Shed, (8151)—To centralize shops and storage of automobile equipment.				
.01 Auto Equipment Shelter				
Concrete tilt-up building (8,125 ± sq. ft.)				
Architectural and County Engineer services				
Total, Auto Equipment Storage Shed				
Auto Repair Shop Building, (8152)—Centralize and modernize shop buildings to improve service.				
.01 Shop Building				
Concrete tilt-up building (8,125 ± sq. ft.)				
Architectural and County Engineer services				
.03 Shop Equipment				
Total, Auto Repair Shop Building				
Grounds Maintenance Building, (8164)—To provide replacement of hazardous, obsolete buildings with adequate service facilities.				
.01 Concrete Tilt-up Buildings				
Office and shop buildings (3,500 ± sq. ft.)				
Equipment storage shed (576 ± sq. ft.)				
Architectural and County Engineer services				
.02 Lockers (40 ±)				
Total, Grounds Maintenance Building				

CAPITAL PROJECTS—Continued

EXPENDITURES				
Actual Prior Year 1953-54	Actual Current Year to 12-1-54	Estimated Current Year 1954-55	Requested Fiscal Year 1955-56	Allowed Fiscal Year 1955-56
$	$	$	$ 10,675	$ 925
			10,675	**925**
			60,200	
			60,200	
			101,200	
			3,870	
		6,000	**105,070**	
			52,700	
			800	
			53,500	

CAPITAL PROJECTS—Continued

Project Number, Title, Location, Description	Allowed Amount is for Land	Plans	Constr.	Equip.
CHARITIES, HOSPITALS AND CORRECTIONS—Continued				
Charities—Olive View Sanatorium (5)—Continued				
Mechanical Shop Building, (8156)—To provide for replacement of hazardous out-moded buildings with adequate service facilities.				
.01 Mechanical Center, Concrete Tilt-up Buildings				
Shop building (8,800±sq. ft.)				
Canopy (1,760±sq. ft.)				
Paint shop (4,480±sq. ft.)				
Storage rack and bins (3,936±sq. ft.)				
Sand and gravel bins (576±sq. ft.)				
Warehouse and office building (3,200±sq. ft.)				
Loading dock with canopy (360±sq. ft.)				
Removal of existing buildings				
Architectural and County Engineer services				
.02 Paving (26,000±sq. ft.)				
.03 Chain Link Fence (1,100±lin. ft. 6′)				
Total, Mechanical Shop Building				
Resurfacing Roads, (8167)—To provide for the replacement of hard surface roads which have not been resurfaced for over 30 years.				
.01 Resurfacing				
.02 Road Department Services and Inspection				
Total, Resurfacing Roads				
Steam Heat Installation, (8165)—To provide an efficient heating method and comply with State Health Department's request.				
.01 Steam Heating System			108,100	
New boiler in powerhouse				
New heaters in wards (27±)				
Architectural and County Engineer services		18,300	7,000	
Total, Steam Heat Installation		**18,300**	**115,100**	
Various Completed Projects				
Total Charities—Olive View Sanatorium		**19,225**	**115,100**	

CAPITAL PROJECTS—Continued

EXPENDITURES				
Actual Prior Year 1953-54	Actual Current Year to 12-1-54	Estimated Current Year 1954-55	Requested Fiscal Year 1955-56	Allowed Fiscal Year 1955-56
			209,920	
			6,850	
			2,300	
		8,000	219,070	
			35,000	
			1,400	
			36,400	
			253,700	133,400
		4,000	253,700	133,400
417,675.29	3,348.68	41,900		
$ 417,675.29	$ 3,348.68	$ 59,900	$ 738,615	$ 134,325

CAPITAL PROJECTS—Continued

Project Number, Title, Location, Description	Allowed Amount is for Land	Plans	Constr.	Equip.
CHARITIES—HOSPITALS AND CORRECTIONS—Continued				
Charities—Rancho Los Amigos (1)				
Administration Building, (8266)—To provide increased facilities to meet expanding administrative functions. The increase in patient load requires additional personnel.				
.01 General Improvements				
Alterations, including appurtenant work, LACO No. 1100				
Walks (800 ± sq. ft.)				
Architectural and County Engineer services				
Total, Administration Building				
Alterations, Kitchen No. 2, (8240)—To provide additional floor space to permit proper cooking and handling of food to meet greatly increased work load.				
.01 Kitchen Building Additions and Alterations, Phase No. 1				
.02 Completion of Program for Kitchen Building Additions and Alterations, Phase No. 2			190,495	
.03 Architectural and County Engineer Services		12,000	6,000	
Total, Alterations, Kitchen No. 2		**12,000**	**196,495**	
Bumper Guards, Parking Lots, (8242)—To provide concrete bumper guards which will eliminate annual replacement of wooden stop logs.				
.01 Parking Lot Improvements				
Post Office area (240 ± lin. ft.)				
Service Building area (140 ± lin. ft.)				
Infirmary area (800 ± lin. ft.)				
Ward 70 area (320 ± lin. ft.)				
Maintenance shop area (200 ± lin. ft.)				
Transportation office area (200 ± lin. ft.)				
Total, Bumper Guards, Parking Lots				
Dairy Rehabilitation, (8280)—To provide for the more economical use of County owned property.				
.01 Dairy Rehabilitation				
Building, utility, and fence relocation and demolition				
Architectural and County Engineer services				
Total, Dairy Rehabilitation				
Electrical Improvements, (8267)—To provide outlets in old buildings that do not meet present-day needs and in areas where new treatment programs are provided.				
.01 Install Electrical Outlets (250 ±)				

CAPITAL PROJECTS—Continued

EXPENDITURES				
Actual Prior Year 1953-54	Actual Current Year to 12-1-54	Estimated Current Year 1954-55	Requested Fiscal Year 1955-56	Allowed Fiscal Year 1955-56
$	$	$	$ 11,800	$
			11,800	
			40,620	
			190,495	190,495
			18,000	18,000
	105.34	**56,000**	**249,115**	**208,495**
			1,475	
			1,475	
			22,000	
		22,000	**22,000**	
			6,250	

CAPITAL PROJECTS—Continued

Project Number, Title, Location, Description	Allowed Amount is for Land	Plans	Constr.	Equip.
CHARITIES, HOSPITALS AND CORRECTIONS—Continued				
Charities—Rancho Los Amigos (1)—Continued				
Employers' Cafeteria, Soundproofing, (8259)—To reduce noise in cafeteria and dining room to produce a more healthy atmosphere during meal hours.				
.01 Acoustic Tile Installation (3,300± sq. ft.)				
Employees' Cottage (8239)—To provide more adequate quarters for professional employees.				
.01 General Improvements				
Sleeping porch, LACO No. 1105 (1,312± sq. ft.)				
Walks (600± sq. ft.)				
Total, Employees' Cottage				
Fire Alarm System, Rancho Los Amigos, (8217)—To install modern fire reporting system at a County institution consisting of 225 buildings, housing 2,600 inmates where the existing system is inadequate.				
.01 Fire Alarm System				
Install new control panel and new fire alarm system throughout the entire institution area				
Architectural and County Engineer services				
Total, Fire Alarm System				
Fire Line Replacement, (8279)—To provide adequate fire protection for Rancho Los Amigos and comply with the recommendations of the Board of Fire Underwriters of the Pacific.				
.01 Fire Line Installation				
8" pipe (300± lin. ft.)				
6" pipe (12,700± lin. ft.)				
6" hydrants (75±)				
6" and 8" valves (30±)				
Alterations to existing system, patching pavement and replacing lawn				
Architectural and County Engineers services				
Total, Fire Line Replacement				
Garages, Doctors' Residences, (8268)—To provide adequate garage facility.				
.01 Construct Stucco Garage (560± sq. ft.)				
Grounds Lighting, (8245)—To provide lighting in the rear of employee cottages to discourage prowlers, for the safety of employees and families.				
.01 Light System (8 standards) (1,000± lin. ft.)				

CAPITAL PROJECTS—Continued

EXPENDITURES				
Actual Prior Year 1953-54	Actual Current Year to 12-1-54	Estimated Current Year 1954-55	Requested Fiscal Year 1955-56	Allowed Fiscal Year 1955-56
			1,850	
			1,650	
			1,650	
			47,300	
	25.31	**47,000**	**47,300**	
			145,550	
			145,550	
			3,360	
			1,320	

CAPITAL PROJECTS—Continued

Project Number, Title, Location, Description	Allowed Amount is for Land	Plans	Constr.	Equip.
CHARITIES, HOSPITALS AND CORRECTIONS—Continued				
Charities—Rancho Los Amigos (1)—Continued				
Heaters, Space, Vented, (8269)—To replace unvented radiant-type heaters in Rancho cottages with safe heating system. Recommended by County Fire Prevention Bureau.				
.01 Install Space Heaters (38±)			2,850	
.02 Heaters (38±)				5,870
Total, Heaters, Space, Vented			**2,850**	**5,870**
Hot Water Supply and Return, (8270)—To provide adequate hot water supply by replacement of existing lines that have been in use for approximately 30 years.				
.01 Hot Water Lines, Replacement				
Supply lines (2,155± lin. ft.)				
Return lines (2,155± lin. ft.)				
Asbestos pipe covering (4,310± lin. ft.)				
Total, Hot Water Supply and Return				
Infirmary Building, New, (8248)—To replace existing inadequate facilities for the care and treatment of chronic and convalescent patients, needed to meet current requirements of the patient population.				
.02 Type I Building				
Construction (80,000± sq. ft.)			1,000,000	
Air Conditioning			100,000	
Architectural and County Engineer services		50,000	4,000	
Total, Infirmary Building, New		**50,000**	**1,104,000**	
Lattice House Reconstruction, Landscape Area, (8249)—To provide shelter and protection for acclimatization of plants before being placed outdoors.				
.01 Construct Lattice Frame Building Including Concrete Slab (1,320 ± sq. ft.)				

CAPITAL PROJECTS—Continued

EXPENDITURES				
Actual Prior Year 1953-54	Actual Current Year to 12-1-54	Estimated Current Year 1954-55	Requested Fiscal Year 1955-56	Allowed Fiscal Year 1955-56
			2,850	2,850
			5,870	5,870
			8,720	**8,720**
			6,895	
			6,895	
			1,893,000	1,154,000
			1,893,000	**1,154,000**
			1,320	

CAPITAL PROJECTS—Continued

Project Number, Title, Location, Description	Allowed Amount is for Land	Plans	Constr.	Equip.
CHARITIES, HOSPITALS AND CORRECTIONS—Continued				
Charities—Rancho Los Amigos (1)—Continued				
Laundry Building, (8250)—To provide adequate laundry facilities for Rancho unit.				
.02 Steel Frame Building Addition (1,975 ± sq. ft.)				
.03 Construct Monorail Structure, including supports for 21-ton Hoists (60 ± lin. ft.)				
.04 Alterations and Additions, Sorting Area				
Alterations				
Office addition, including air conditioning (126 ± sq. ft.)				
.05 Awnings (12 ±)				
.06 Architectural and County Engineer Services		6,500		
.07 Equipment				
Locker rooms and lunchroom				
Hoist, 1-ton electric monorail				
Office furniture and equipment				
Total, Laundry Building		**6,500**		
Lawn Sprinkling System, New Infirmaries, (8201)—To provide adequate system for lawn watering and reduce dust in newly developed area.				
.01 Lawn Sprinkler System, LACO Nos. 2890 and 2891 (800 ± heads)				
Loading Docks, (8203)—To provide covered loading docks and storage area for handling linens, equipment needing repair or transfer, and trash.				
.01 Concrete Loading Dock with Roof and Ramps, LACO No. 1245				
Men's Mental Hygiene Ward, Improvements, (8252)—To provide adequate facilities to care for increased number of patients.				
.01 Heating System Installation				
.02 Window Installation				
Total, Men's Mental Hygiene Ward, Improvements				
Mental Hygiene Ward Improvements, (8205)—To provide adequate sanitary facilities to care for increased number of bed patients and comply with State Health Department's recommendation.				
.01 Alterations, Schedule No. 1				
LACO No. 1203, Ward 301, and LACO No. 1205, Ward 302				
Architectural and County Engineer services				
.03 Alterations, Schedule No. 2				
LACO No. 1202, Ward 303, and LACO No. 1204, Ward 304				
Architectural and County Engineer services				
Total, Mental Hygiene Ward Improvements				

CAPITAL PROJECTS—Continued

EXPENDITURES				
Actual Prior Year 1953-54	Actual Current Year to 12-1-54	Estimated Current Year 1954-55	Requested Fiscal Year 1955-56	Allowed Fiscal Year 1955-56
			27,500	
			6,300	
			12,500	
			900	
			10,000	6,500
			5,080	
		2,000	62,280	6,500
			7,500	
			2,100	
			7,950	
			3,375	
			11,325	
			70,080	
			69,020	
257.41	1,690.17	72,500	139,100	

CAPITAL PROJECTS—Continued

Project Number, Title, Location, Description	Allowed Amount is for Land	Plans	Constr.	Equip.
CHARITIES, HOSPITALS AND CORRECTIONS—Continued				
Charities—Rancho Los Amigos (1)—Continued				
New Genito-Urinary Treatment Room, (8278)—To provide facilities for new Genito-Urinary Treatment Room. Space used by existing facility is needed for X-ray expansion.				
.01 Remodel Ward 406, LACO No. 2891			1,765	
Nurses Homes, Attic Insulation, (8241)—To reduce excessive summer heat of second stories of Nurses Homes. For comfort of employees.				
.01 Fiberglass Insulation, LACO Nos. 1126 thru 1128 (12,800±sq. ft.)				
Occupational Therapy Building, (8271)—To provide facilities for the rehabilitation of patients.				
.01 Alterations, LACO No. 1266			740	
Parking Lots, (8251)—To provide parking for employees, visitors, and volunteer church workers who assist in transporting patients, throughout the week.				
.03 Paving, Parking Lot and Approaches				
Administration Building (2,850±sq. ft.)				
Transportation office (18,500±sq. ft.)				
Employees quarters, Nos. 1 to 4 (13,200±sq. ft.)				
Kitchen No. 2				
.04 Parking Lot Lighting				
Transportation lot				
Kitchen No. 2 lot				
Total, Parking Lots				
Physical Therapy Gymnasium, (8272)—To provide adequate facilities for efficient treatment of patients.				
.01 Install Trane Air Conditioning Unit			1,840	
Post Acute Polio Unit, (8180)—To provide increased facilities to meet expanding County needs.				
.04 Recreation Area				
Construct patio and barbecue				
Walks (200±sq. ft.)				
.05 Install Automatic Doors (2 sets)				
.06 Basement Alterations				
.07 Ventilation System Installation, Polio Unit Lobby				
.08 Air Conditioning (61,593±sq. ft)				
.09 Architectural and County Engineer Services		24,000		
Total, Post Acute Polio Unit		**24,000**		

CAPITAL PROJECTS—Continued

EXPENDITURES				
Actual Prior Year 1953-54	Actual Current Year to 12-1-54	Estimated Current Year 1954-55	Requested Fiscal Year 1955-56	Allowed Fiscal Year 1955-56
			1,765	1,765
			2,600	
			740	740
			12,545	
			1,000	
		7,000	**13,545**	
			1,840	1,840
			4,900	
			4,200	
			7,980	
			1,825	
			241,000	
			33,000	24,000
147,967.99	**292.08**	**3,000**	**292,905**	**24,000**

CAPITAL PROJECTS—Continued

Project Number, Title, Location, Description	Allowed Amount is for Land	Plans	Constr.	Equip.
CHARITIES, HOSPITALS AND CORRECTIONS—Continued				
Charities—Rancho Los Amigos (1)—Continued				
Poultry Laying House, Roof Extension, (8214)—To protect laying hens from hot sun and drafts and to increase egg production.				
.01 Six Shed Roof Extensions, including painting (1,280± sq. ft.)				
Poultry Shelter, (8215)—To provide shelter for pullets now in open pens and decrease deaths from exposure.				
.01 Poultry Yard Improvements				
Wood frame shelter (2,240± sq. ft.)				
Chicken drinking fountains (12±)				
Painting				
Total, Poultry Shelter				
Powerhouse, Additions and Renovations, Boiler and Generating Equipment, (8216)—To provide efficient steam generating and electrical distribution facilities to meet daily requirements.				
.02 Switchboard and Rewiring				
Install new switchboard and rewire existing service				
Architectural and County Engineer services				
.03 Steam Header Bypass				
Total, Powerhouse, Additions and Renovations				
Rancho Store, Lighting Improvements, (8202)—To provide adequate facilities for efficient operation.				
.01 Lighting, LACO No. 1263				
Electrical outlets (21±)				
Panel boards (12±)				
Electrical service				
Total, Rancho Store, Lighting				
Recreation Area, (8254)—To provide an adeaquate area for group wheel chair games as therapy for patients.				
.01 Recreation Area Adjacent Wards 405, 406, and 407				
Pacing (5,000± sq. ft.)			600	
Floodlighting and electrical service			950	
Total, Recreation Area			1,550	

CAPITAL PROJECTS—Continued

EXPENDITURES				
Actual Prior Year 1953-54	Actual Current Year to 12-1-54	Estimated Current Year 1954-55	Requested Fiscal Year 1955-56	Allowed Fiscal Year 1955-56
			4,640	
			2,570	
			2,570	
			55,000	
			1,800	
8,687.33			56,800	
			720	
			720	
			1,550	1,550
			1,550	1,550

CAPITAL PROJECTS—Continued

Project Number, Title, Location, Description	Allowed Amount is for Land	Plans	Constr.	Equip.
CHARITIES, HOSPITALS AND CORRECTIONS—Continued				
Charities—Rancho Los Amigos (1)—Continued				
Salt Tank Installation, Powerhouse Yard, (8223)—To provide storage for purchase of bulk salt.				
.01 Brine Tank Installation				
Concrete tank with redwood cover (840±cu. ft.)				
Cyclone fence with 2 gates				
Install 2" meter, 2" strainer and 2" centrifugal pump				
Electrical feed line extension (50±lin. ft.)				
Total, Salt Tank Installation				
Shop Alterations, (8258)—To provide proper toilet facilities and proper office space for a more efficient operation of the Shop and Powerhouse.				
.01 Remodel Sanitary Facilities and Court Mezzanine for Office, LACO No. 1300				
Soundproofing Clinic, (8273)—To reduce noise of patients and activities in clinics, very disturbing to doctors and nurses conducting clinics as well as doctors in adjoining offices.				
.01 Acoustic Tile Installation (2,200±sq. ft.)				
Steam Line Covering, (8277)—To conserve heat and prevent injury. Installation will pay for itself in five years.				
.01 Steam Line Covering				
Toilet Building Addition, Casa Consuelo, (8274)—To provide adequate sanitary facilities for male employees and visitors in building for female patients.				
.01 Concrete Block Toilet Building with 3 Plumbing Fixtures, LACO No. 1238 (50±sq. ft.)				
Toilet Installation, Bonita Hall, (8275)—To provide adequate sanitary facilities for women in patients' recreation building.				
.01 Concrete Block Building Addition with 2 Plumbing Fixtures, LACO No. 1264 (48±sq. ft.)				
Utilities Tunnel, Power House to Ward 12, (8232)—To replace present structure which is unsafe and obsolete. New tunnel necessary for the protection of employees and preservation of County property.				
.02 County Engineer Services for 1954-55 Contract				

CAPITAL PROJECTS—Continued

EXPENDITURES				
Actual Prior Year 1953-54	Actual Current Year to 12-1-54	Estimated Current Year 1954-55	Requested Fiscal Year 1955-56	Allowed Fiscal Year 1955-56
			2,570	
			2,570	
			2,050	
			1,140	
			2,000	
			1,500	
			900	
276.15	1,379.35	24,000	500	

CAPITAL PROJECTS—Continued

Project Number, Title, Location, Description	Allowed Amount is for Land	Plans	Constr.	Equip.
CHARITIES, HOSPITALS AND CORRECTIONS—Continued				
Charities—Rancho Los Amigos (1)—Continued				
Water Development, (8238)—To provide water for domestic use, irrigation, and fire protection.				
.01 New Domestic Well				
Drill well (16" x 900')				
Install pump (100 HP, 1,000 GPM)				
Electric service and controls				
Pipe line installation (900 ± lin. ft.)				
.02 Dairy Well				
Drill well (16" x 900')			15,000	
Install pump (100 HP, 1,000 GPM)			7,000	
Electric service and controls			3,500	
Structural changes on storage tank to meet seismic code			12,000	
.03 Install Meter Vault and Back-flow Protection for Juvenile Hall			4,000	
.04 Architectural and County Engineer Services		3,100	1,000	
Total, Water Development		**3,100**	**42,500**	
X-Ray Improvements, (8276)—To provide additional facilities for X-ray treatments, needed to analyze and treat patients to facilitate their discharge.				
.01 Alterations, LACO No. 1180			1,500	
.02 X-ray Equipment				20,400
Total, X-ray Improvements			**1,500**	**20,400**
Various Completed Projects				
Total, Charities—Rancho Los Amigos		**95,600**	**1,353,240**	**26,270**

CAPITAL PROJECTS—Continued

EXPENDITURES				
Actual Prior Year 1953-54	Actual Current Year to 12-1-54	Estimated Current Year 1954-55	Requested Fiscal Year 1955-56	Allowed Fiscal Year 1955-56
			31,900	
			37,500	37,500
			4,000	4,000
			5,100	4,100
			78,500	**45,600**
			1,500	1,500
			20,400	20,400
			21,900	**21,900**
244,854.64	8,247.22	96,120		
$ 402,043.52	$ 11,739.47	$ 329,620	$ 3,114,645	$ 1,475,110

CAPITAL PROJECTS—Continued

Project Number, Title, Location, Description	Allowed Amount is for Land	Plans	Constr.	Equip.
CHARITIES, HOSPITALS AND CORRECTIONS—Continued				
Charities—Acton Camp (5)				
Addition and Repairs to Storage Building, (8343)—To increase the space available to store County equipment and serve as vehicle shelter for manager's residence.				
.01 Enlarge and Repair Stucco Frame Shed (Material Costs) (300± sq. ft.)				
Driveway Paving, Kitchen and Dining Room Area, (8345)—To remove dust and mud nuisances and reduce maintenance.				
.01 Paving (10,193± sq. ft.)				
Employees' Dormitory, Heating and Ventilation, (8346)—To replace inadequate heating and cooling system with facilities to meet Safety Code.				
.01 Air Conditioning				
Install desert coolers				
Architectural and County Engineer services		2,000		
Total, Employees' Dormitory, Heating and Ventilation		**2,000**		
Heating Improvements, (8347)—To provide adequate heating to meet Safety Code requirements.				
.01 Install Panel Ray Heaters (13±)			1,800	
Modernizing Electrical Distribution System, (8337)—To provide for elimination of services and obtain a more economical power rate.				
.01 Lighting Improvements				
Install new street lights (±8)				
Architectural and County Engineer services				
Total, Modernizing Electrical Distribution System				
New Kitchen and Dining Room, (8330)—To provide modern and adequate kitchen and dining facilities meeting all Building, Safety Code, Health Department and institutional requirements.				
.02 Kitchen Equipment				
Installation			17,250	
Architectural and County Engineer services		750	500	
Total, New Kitchen and Dining Room		**750**	**17,750**	
Sidewalks and Curbs, (8348)—To provide sidewalk facilities for patients walking to dining room after dark and curbing to protect road and drainage.				
.01 Sidewalks and Curbs (Material Costs)				

CAPITAL PROJECTS—Continued

EXPENDITURES				
Actual Prior Year 1953-54	Actual Current Year to 12-1-54	Estimated Current Year 1954-55	Requested Fiscal Year 1955-56	Allowed Fiscal Year 1955-56
$	$	$	$ 800	$
			2,521	
			15,750	2,000
			15,750	**2,000**
			1,800	1,800
			1,200	
11,444.12	**1,077.25**	**5,000**	**1,200**	
			18,500	18,500
89,399.57	**228.59**	**1,000**	**18,500**	**18,500**
			595	

CAPITAL PROJECTS—Continued

Project Number, Title, Location, Description	Allowed Amount is for Land	Plans	Constr.	Equip.
CHARITIES, HOSPITALS AND CORRECTIONS—Continued				
Charities—Acton Camp (5)—Continued				
Soil Erosion Fencing, (8339)—To prevent soil erosion along river bank from flood waters.				
.01 Soil Erosion Fencing (Material Costs) (400± lin. ft.)				
Utility Office and Storage Building, (8349)—To provide space for utility office, clothing, linen, and baggage storage rooms, and release space in dormitories now being used for this purpose.				
.01 Utility Office and Storage Building				
Concrete block building (2,400± sq. ft.)				
Loading platform, concrete walk, and asphalt paving				
Cabinets, counters, and shelving				
Air conditioning				
Architectural and County Engineer services				
Total, Utility Office and Storage Building				
Vehicle Garage for Doctor's Residence, (8340)—To provide vehicle garage and outside storage at Doctor's Residence.				
.01 Type V Construction, From New and Salvage Materials (480± sq. ft.)				
Washroom Addition to Existing Bathhouse, (8342)—To replace old building, beyond economical repair.				
.02 County Engineer Services for 1954-55 Contract				
Various Completed Projects				
Total, Charities—Acton Camp		**2,750**	**19,550**	

CAPITAL PROJECTS—Continued

EXPENDITURES				
Actual Prior Year 1953-54	Actual Current Year to 12-1-54	Estimated Current Year 1954-55	Requested Fiscal Year 1955-56	Allowed Fiscal Year 1955-56
			850	
			58,000	
			58,000	
			600	
3,504.73	2,540.95	30,800	**2,000**	
13,537.77	**3,667.29**	**6,940**		
$ 117,886.19	**$ 7,514.08**	**$ 43,740**	**$ 102,616**	**$ 22,300**

CAPITAL PROJECTS—Continued

Project Number, Title, Location, Description	Allowed Amount is for Land	Plans	Constr.	Equip.
CHARITIES, HOSPITALS AND CORRECTIONS—Continued				
Charities—Warm Springs Camp (5)				
Utility and Storage Building, (8363)—To replace old worn out buildings that have deteriorated to the point where they are useless.				
.01 Type V Building				
Construction				
Architectural and County Engineer services				
Total, Utility and Storage Building				
Visitors' Rest Room, (8362)—To provide sanitary facilities where none now exists.				
.01 Concrete block building				
Construction (192±sq. ft.)				
Septic tank and cesspool				
Architectural and County Engineer services				
Total, Visitors' Rest Room				
Total, Charities—Warm Springs Camp				
Juvenile Hall (3)				
Boys' Dining Room and Service Pantry, (8384)—To provide adequate dining facilities to meet expanding needs of this institution.				
.01 Concrete Block Addition				
Dining room and service pantry (3,300±sq. ft.)				
Install dishwashing equipment				
Architectural and County Engineer services		4,000		
.02 Tables and Food Carts				
Total, Boys' Dining Room and Service Pantry		**4,000**		
Branch Juvenile Hall Facility, (8382) (1)—To provide additional facilities to care for juveniles.				
.01 Architectural and County Engineer services for 1954-55 Contract		7,500	12,000	
.02 Building Construction			400,000	
Total, Branch Juvenile Hall Facility		**7,500**	**412,000**	
Entrance Road Improvement, Juvenile Hall, Branch Facility, (8385) (1)—To provide for widening and improvement of Quill Drive and main entrance road to serve Juvenile Hall Facility and other County buildings in this general area.				
.01 Road Improvement				
Quill Drive		1,571	7,855	
Entrance road		3,745	18,725	
Total, Entrance Road Improvement		**5,316**	**26,580**	

CAPITAL PROJECTS—Continued

EXPENDITURES				
Actual Prior Year 1953-54	Actual Current Year to 12-1-54	Estimated Current Year 1954-55	Requested Fiscal Year 1955-56	Allowed Fiscal Year 1955-56
$	$	$	$ 9,500	$
			2,500	
			6,500	
			6,500	
$	$	$	$ **16,000**	$
$	$	$	$ 57,200	$ 4,000
			5,700	
			62,900	**4,000**
			19,500	19,500
			400,000	400,000
			419,500	**419,500**
			31,896	31,896
			31,896	**31,896**

CAPITAL PROJECTS—Continued

Project Number, Title, Location, Description	Allowed Amount is for Land	Plans	Constr.	Equip.
CHARITIES, HOSPITALS AND CORRECTIONS—Continued				
Juvenile Hall (3)—Continued				
Juvenile Hall, May and Henry Streets, (8380)—To house Juvenile Court and Juvenile Probation Department and facilities for detention of children to meet increased requirements and to centralize Juvenile Court functions.				
.05 Air Conditioning				
Juvenile Courts Building			57,000	
Architectural and County Engineer services		4,000	2,500	
.06 Drainage Channel, Rear of Girls' School and Dormitory (956 ± lin. ft.)		150	1,900	
.07 Paving, Striping, and Installing Basketball Goals and Volleyball Posts				
Boys' playground, Buildng No. 8 area (12,000 ± sq. ft.)			2,175	
Boys' playground, Building No. 11 area (4,750 ± sq. ft.)			1,000	
Girls' playground, Building No. 6A area (5,250 ± sq. ft.)			1,000	
.08 Soundproofing, Girls' Security Building, Rooms No. 103, 124 and 125		800	4,100	
.09 Soundproofing, Boys' Security Building		800	4,100	
Total, Juvenile Hall		**5,750**	**73,775**	
Laundry Building, (8383)—To provide adequate laundry faciilties.				
.01 Laundry Facilities				
Type III construction (21,376 ± sq. ft.)				
Equipment installation				
Architectural and County Engineer services				
Total, Laundry Building				
Total, Juvenile Hall		**22,566**	**512,355**	

CAPITAL PROJECTS—Continued

EXPENDITURES				
Actual Prior Year 1953-54	Actual Current Year to 12-1-54	Estimated Current Year 1954-55	Requested Fiscal Year 1955-56	Allowed Fiscal Year 1955-56
			63,500	63,500
			2,050	2,050
			4,175	4,175
			4,900	4,900
			4,900	4,900
264,068.04	11,045.42	159,000	79,525	79,525
			351,850	
			351,850	
$ 264,068.04	$ 11,045.42	$ 159,000	$ 945,671	$ 534,921

CAPITAL PROJECTS—Continued

Project Number, Title, Location, Description	Allowed Amount is for Land	Plans	Constr.	Equip.
CHARITIES, HOSPITALS AND CORRECTIONS—Continued				
Probation Department				
Bouquet Canyon Boys' Camp, (8406) (5)—To replace Hondo Boys' Camp.				
.01 Site Preparation				
Grading			27,500	
Road paving			19,800	
Construct bridge over stream			13,200	
Water distribution system (3,000± lin. ft.)			11,550	
Sewage disposal plant			8,800	
Electric service lines			7,700	
Telephone lines			550	
Propane tank and distributing system			11,000	
.02 Building Construction				
Administration Building (4,200± sq. ft.)			83,100	
Dormitory (9,280± sq. ft.)			122,500	
School building (4,473± sq. ft.)			69,000	
Kitchen and mess hall (3,825± sq. ft.)			55,000	
Recreation Hall (3,450± sq. ft.)			53,000	
Maintenance and garage building (4,950± sq. ft.)			35,500	
Public toilet building (272± sq. ft.)			7,500	
Garbage shed (230± sq. ft.)			2,000	
Electric vault (300± sq. ft.)			4,950	
Paving, service area (3,000± lin. ft.)			700	
Paving, parking area (15,000± lin. ft.)			3,300	
Gasoline tank and pump			2,200	
Entrance sign			1,100	
.03 Site Development, including Landscaping, Sprinkler System, Fencing, and Playground Facilities			28,950	
.04 Architectural and County Engineer Services		45,500	12,000	
.05 Water Development				
Drill well			2,000	
Install pump			1,850	
Alter existing pump			2,300	
Install storage tank			13,500	
Install booster pump			1,800	
Electric service controls			3,100	
Install chlorinator and housing			2,000	
Water lines (1,200± lin. ft.)			4,450	
Remove existing tank			500	
Install pressure tank			3,500	
Architectural and County Engineer services		1,950	1,000	
.06 Basic Equipment Required				29,785
Total, Bouquet Canyon Boys' Camp		**47,450**	**616,900**	**29,785**

CAPITAL PROJECTS—Continued

EXPENDITURES				
Actual Prior Year 1953-54	Actual Current Year to 12-1-54	Estimated Current Year 1954-55	Requested Fiscal Year 1955-56	Allowed Fiscal Year 1955-56
$	$	$	$ 100,100	$ 100,100
			439,850	439,850
			28,950	28,950
			57,500	57,500
			37,950	37,950
			29,785	29,785
			694,135	**694,135**

CAPITAL PROJECTS—Continued

Project Number, Title, Location, Description	Allowed Amount is for Land	Plans	Constr.	Equip.
CHARITIES, HOSPITALS AND CORRECTIONS—Continued				
Probation Department—Continued				
Boys' Probation Camp, New (8390) (5) Calabasas—To replace Malibu Boys' Camp.				
.01 Site Preparation				
Grading				
Road paving (45,000± sq. ft.)				
Water lines from existing tank (1,800± lin. ft.)				
Water distribution system (3,000± lin. ft.)				
Sewage disposal plant				
Electric service lines and poles				
Telephone line service				
Relocate propane tanks and distribution system				
.02 Building Construction				
Administration Building (4,200± sq. ft.)				
Dormitory (9,280± sq. ft.)				
School building (4,473± sq. ft.)				
Kitchen and mess hall, including equipment (3,825± sq. ft.)				
Recreation Hall (3,450± sq. ft.)				
Maintenance and garage buildings (4,950± sq. ft.)				
Public toilet building (272± sq. ft.)				
Garbage shed (230± sq. ft.)				
Electric vault (300± sq. ft.)				
Paving, service area (3,000± sq. ft.)				
Paving, parking area (15,000± sq. ft.)				
Gasoline pump, tank, and shelter				
Entrance sign				
.03 Site Development				
Landscaping and sprinkler system				
Flagpole				
Incinerator				
Bell system				
Road and ball field lighting				
Ball field backstop				
Volleyball and basketball courts (2 ea.)				
.04 Architectural and County Engineer Services				
.05 Basic Equipment Required				
Total, Boys' Probation Camp				

CAPITAL PROJECTS—Continued

EXPENDITURES				
Actual Prior Year 1953-54	Actual Current Year to 12-1-54	Estimated Current Year 1954-55	Requested Fiscal Year 1955-56	Allowed Fiscal Year 1955-56
			79,100	
			439,905	
			23,650	
			50,700	
			41,805	
			635,160	

CAPITAL PROJECTS—Continued

Project Number, Title, Location, Description	Allowed Amount is for Land	Plans	Constr.	Equip.
CHARITIES, HOSPITALS AND CORRECTIONS—Continued				
Probation Department—Continued				
Juvenile Camp No. 4, Improvements, (8400) (5)—To provide facilities to meet Health Department standards and Probation Department requirements for work and training program for boys 16 and 18 years old.				
.04 Playground Improvements				
Paving and lighting, volleyball courts		510	755	
.05 Replace Poles and Electrical Distribution System, Athletic Field			4,150	
.06 Transformers (3)				1,590
Total, Juvenile Camp No. 4, Improvements		**510**	**4,905**	**1,590**

CAPITAL PROJECTS—Continued

EXPENDITURES				
Actual Prior Year 1953-54	**Actual Current Year** to 12-1-54	**Estimated Current Year** 1954-55	**Requested Fiscal Year** 1955-56	**Allowed Fiscal Year** 1955-56
			1,265	1,265
			4,150	4,150
			1,590	1,590
3,017.44	**1,149.26**	**17,010**	**7,005**	**7,005**

CAPITAL PROJECTS—Continued

Project Number, Title, Location, Description	Allowed Amount is for Land	Plans	Constr.	Equip.
CHARITIES, HOSPITALS AND CORRECTIONS—Continued				
Probation Department—Continued				
Kenyon Scudder Boys' Camp, (8391) (5) 28750 N. Bouquet Canyon Road, Saugus—To provide camp for boys to assist in rehabilitation of juveniles.				
.01 Site Preparation				
Grading			27,500	
Paving			19,800	
Bridge over stream			13,200	
Water distribution system (3,000±lin. ft.)			11,550	
Sewage disposal plant			8,800	
Electric service, lines, and poles			7,700	
Telephone service			550	
Propane tank and distribution system			11,000	
.02 Building Construction				
Administration Building (4,200±sq. ft.)			83,100	
Dormitory (9,280±sq. ft.)			122,700	
School building (4,473±sq. ft.)			69,000	
Recreation Hall (3,450±sq. ft.)			53,000	
Kitchen and mess hall (3,825±sq. ft.)			55,000	
Maintenance and garage building (4,950±sq. ft.)			35,500	
Public toilet (272±sq. ft.)			7,500	
Garbage shed (230±sq. ft.)			2,000	
Electric vault (300±sq. ft.)			4,950	
Paving, service area (3,000±sq. ft.)			700	
Paving, parking area (15,000±sq. ft.)			3,300	
Gasoline storage tank and pump			2,200	
Entrance sign				
.03 Site Development				
Landscaping and sprinkler system			3,300	
Flagpole			400	
Incinerator			2,750	
Bell system			450	
Lighting, road and baseball field			11,800	
Baseball backstop			900	
Volley ball and basketball courts (2 ea.)			4,070	
.04 Architectural and County Engineer Services		5,000	12,000	
.05 Basic Equipment				5,530
.06 Water Development				
Drill well			2,000	
Install pump (100 GPM, 15 HP)			2,250	
6″ water lines (2,320±lin. ft.)			8,550	
Install chlorinator and housing			2,500	
Electric service and controls			2,500	
Architectural and County Engineer services		1,200	600	
Total, Kenyon Scudder Boys' Camp		**6,200**	**593,120**	**5,530**

CAPITAL PROJECTS—Continued

EXPENDITURES				
Actual Prior Year 1953-54	Actual Current Year to 12-1-54	Estimated Current Year 1954-55	Requested Fiscal Year 1955-56	Allowed Fiscal Year 1955-56
			100,100	100,100
			440,050	438,950
			23,670	23,670
			17,000	17,000
			5,530	5,530
			19,600	19,600
55,000.00	**1,034.15**	**48,000**	**605,950**	**604,850**

CAPITAL PROJECTS—Continued

Project Number, Title, Location, Description	Allowed Amount is for Land	Plans	Constr.	Equip.
CHARITIES, HOSPITALS AND CORRECTIONS—Continued				
Probation Department—Continued				
Malibu Boys' Camp (8398) (5)—To provide adequate facilities for housing of personnel and camp operations; to meet requirements of County Health Department and recommendation of County Public Welfare Commission.				
.02 Radio, Record Player, and Public Address System				
Merrick Canyon Boys' Camp (8403) (5)—To provide complete housing and development for a new Boys' Probation Camp in the Newhall area.				
.01 Site Preparation				
Grading			55,000	
Road paving			38,500	
Water lines			22,000	
Sewer lines			33,000	
Water tank			8,800	
Water distribution system			11,550	
Electric service lines			11,000	
Telephone lines			550	
Propane tanks and distribution system			11,000	
.02 Building Construction				
Administration Building (4,200 ± sq. ft.)			83,000	
Dormitory (9,280 ± sq. ft.)			122,500	
School building (4,473 ± sq. ft.)			69,000	
Kitchen and mess hall, including equipment (3,825 ± sq. ft.)			55,000	
Recreation Hall (3,450 ± sq. ft.)			53,000	
Maintenance and garage building (4,950 ± sq. ft.)			35,500	
Public toilet building (272 ± sq. ft.)			7,500	
Garbage shed (230 ± sq. ft.)			2,020	
Electric vault (300 ± sq. ft.)			4,950	
Paving, service area (3,000 ± sq. ft.)			700	
Paving, parking area (15,000 ± sq. ft.)			3,300	
Gasoline tank and pump			2,200	
Entrance sign				
.03 Site Development, including Landscaping, Sprinklers, Roads, Walks, and Playground Facilities			23,670	
.04 Architectural and County Engineer Services		7,800	12,000	
.05 Basic Equipment Required				31,155
.06 Water Development				
Storage tank (100,000 ± gal.)			14,000	
Install water lines (10,000 ± lin. ft.)			31,000	
Booster pumping station			4,000	
Electric service and controls			6,500	
Architectural and County Engineer services		2,200	1,100	
.07 Booster Pumping Station Site and Easements	7,000			
Total, Merrick Canyon Boys' Camp	**7,000**	**10,000**	**722,340**	**31,155**

CAPITAL PROJECTS—Continued

EXPENDITURES				
Actual Prior Year 1953-54	Actual Current Year to 12-1-54	Estimated Current Year 1954-55	Requested Fiscal Year 1955-56	Allowed Fiscal Year 1955-56
			2,000	
			191,400	191,400
			439,770	438,670
			23,670	23,670
			61,000	19,800
			41,155	31,155
			58,800	58,800
			7,000	7,000
			822,795	**770,495**

CAPITAL PROJECTS—Continued

Project Number, Title, Location, Description	Allowed Amount is for Land	Plans	Constr.	Equip.
CHARITIES, HOSPITALS AND CORRECTIONS—Continued				
Probation Department—Continued				
New Girls' Center. (8393)—To provide new Center to replace present inadequate El Retiro facilities.				
.02 Site Preparation				
Grading (10,000±cu. yds.)				
Paving (46,000±sq. ft.)				
Paving, service road (27,000±sq. ft.)				
Walks (26,000±sq. ft.)				
Water distribution system				
Sewage disposal				
Electric service line				
Telephone service				
Propane tank and distribution system				
Construct wall (14′ high)				
.03 Building Construction				
Administration Building (3,790±sq. ft.)				
Cottages (32,000±sq. ft.)				
Kitchen and dining room (4,860±sq. ft.)				
School building (6,875±sq. ft.)				
Covered walks				
Gymnasium (5,600±sq. ft.)				
Swimming pool (1,800±sq. ft.)				
Bathhouse and toilet building				
Gasoline pump				
Entrance sign				
Maintenance shop (3,000±sq. ft.)				
.04 Site Development, including Landscaping, Sprinkler System, Drainage, Picnic, and Playground Facilities				
.05 Architectural and County Engineer Services				
.06 Basic Equipment Required				
.07 Water Development				
Install 6″ water main (1,800±lin. ft.)				
Install pump and piping				
Meter changes				
Automatic controls				
Architectural and County Engineer services				
.08 Study and Plans Revision of Water System				
Total, New Girls' Center				

CAPITAL PROJECTS—Continued

EXPENDITURES				
Actual Prior Year 1953-54	Actual Current Year to 12-1-54	Estimated Current Year 1954-55	Requested Fiscal Year 1955-56	Allowed Fiscal Year 1955-56
			126,430	
			1,055,700	
			34,560	
			109,340	
			61,420	
			12,850	
			1,500	
			1,401,800	

CAPITAL PROJECTS—Continued

Project Number, Title, Location, Description	Allowed Amount is for Land	Plans	Constr.	Equip.
CHARITIES, HOSPITALS AND CORRECTIONS—Continued				
Probation Department—Continued				
Oak Grove Boys' Camp, (8394) (1) East Fork San Gabriel River—To provide a new camp for boys to assist in rehabilitation of juveniles.				
.10 Heating System				
Install in staff quarters				
Architectural and County Engineer services				
.11 Paving				
Camp roads (42,000± sq. ft.)				
Architectural and County Engineer services				
.12 Telephone System				
.13 Water Development				
Drill well				
Install pump (100 GPM—10 HP)				
Water lines				
Electric service and controls				
Architectural and County Engineer services				
.14 Radio, Record Player, and P. A. System				
Total, Oak Grove Boys' Camp				
Santa Anita Boys' Camp, (8407) (1)—To provide adequate facilities for housing of personnel and camp operations for senior age boys. Recommended by the Forester and Fire Warden and the Los Angeles Forest and Watershed Protection and Rehabilitation Commission.				
.01 Land Acquisition				
.02 Plans and Specifications for New Boys' Camp				
Total, Santa Anita Boys' Camp				

CAPITAL PROJECTS—Continued

EXPENDITURES				
Actual Prior Year 1953-54	Actual Current Year to 12-1-54	Estimated Current Year 1954-55	Requested Fiscal Year 1955-56	Allowed Fiscal Year 1955-56
			6,450	
			9,700	
			1,200	
			9,900	
			2,000	
17,004.14	13,926.57	54,000	29,250	
			20,000	
			43,000	
			63,000	

CAPITAL PROJECTS—Continued

Project Number, Title, Location, Description	Allowed Amount is for Land	Plans	Constr.	Equip.
CHARITIES, HOSPITALS AND CORRECTIONS—Continued				
Probation Department—Continued				
Sycamore Canyon Boys' Camp, (8392) (1) Near San Dimas Park—To produce or retain the efficiency of facilities for training and work program for boys 16 to 18 years old under custody of Probation Department.				
.01 Plans to Complete Replacement of Camp Structures				
.02 Water Development				
Water lines and valves				
Architectural and County Engineer services				
.04 Concrete Block Buildings				
Administration Building (4,300± sq. ft.)				
Shop and garage building (4,950± sq. ft.)				
Architectural and County Engineer services				
.06 Site Improvements				
Landscaping and water lines				
Architectural and County Engineer services				
.08 Basic Equipment Required				
.13 Athletic Field				
Grading				
Paving				
Picnic area				
Fill reservoir				
Ball field lighting				
Ball field backstop				
Volleyball courts (2)				
Basketball courts (2)				
Drainage channel				
Architectural and County Engineer services				
Total, Sycamore Canyon Boys' Camp				
Various Completed Projects				
Total, Probation Department	**7,000**	**64,160**	**1,937,265**	**68,060**

CAPITAL PROJECTS—Continued

EXPENDITURES				
Actual Prior Year 1953-54	Actual Current Year to 12-1-54	Estimated Current Year 1954-55	Requested Fiscal Year 1955-56	Allowed Fiscal Year 1955-56
			18,000	
			7,210	
			135,000	
			3,600	
			7,645	
			72,400	
129,844.97	4,105.12	19,730	243,855	
2,489.55	2,428.39	3,200		
$ 207,356.10	$ 22,643.49	$ 141,940	$ 4,504,950	$ 2,076,485

CAPITAL PROJECTS—Continued

Project Number, Title, Location, Description	Allowed Amount is for Land	Plans	Constr.	Equip.
CHARITIES, HOSPITALS AND CORRECTIONS—Continued				
Biscailuz Center (3)				
Administration Building, New, (8445)—To provide adequate facilities to maintain efficient administration of Biscailuz Center.				
.01 Administration Building				
Type V structure (4,500± sq. ft.)				
Utilities				
Relocate carport				
Fence alterations and lighting				
Architectural and County Engineer services				
.04 Office Equipment				
Total, Administration Building				
Electric Service Extension, (8425)—To provide for consolidation of electrical services in the interest of economy.				
.02 Service Extension				
Emergency Generator Building Addition, (8446)—To provide space needed to house emergency generator unit.				
.01 Install 100 KW Generator Set and Transformer				
.02 Carport Addition to House Generator (150± sq. ft.)				
.03 Architectural and County Engineer Services				
Total, Emergency Generator Building Addition				
Grounds Improvement, (8451)—To provide for control of pedestrians, traffic, and drainage and to prevent erosion.				
.01 Walks and Stairways				
Storage vault entrance				535
Access walk to School Recreation Building				238
Roadway curbs, Administration Building area				417
.02 Drainage Improvements				
Concrete gutters, Juvenile Unit area (160± lin. ft.)				388
Drainage ditch extension, School Recreation Building area		150		350
Total, Grounds Improvement		**150**		**1,928**
Guardhouses, Juvenile Unit, (8429)—To provide adequate shelters for fence guards for proper security.				
.01 Two Wood Frame Guard Houses (20± sq. ft. ea.)				
.02 Equipment				
Total, Guardhouses, Juvenile Unit				

CAPITAL PROJECTS—Continued

EXPENDITURES				
Actual Prior Year 1953-54	Actual Current Year to 12-1-54	Estimated Current Year 1954-55	Requested Fiscal Year 1955-56	Allowed Fiscal Year 1955-56
$	$	$	$ 84,400	$
			1,518	
			85,918	
3,255.79	81.60	3,650	1,465	
			24,500	
			2,000	
			3,300	
			29,800	
			1,190	1,190
			888	888
			2,078	**2,078**
			3,000	
			100	
			3,100	

CAPITAL PROJECTS—Continued

Project Number, Title, Location, Description	Allowed Amount is for Land	Plans	Constr.	Equip.
CHARITIES, HOSPITALS AND CORRECTIONS—Continued				
Biscailuz Center (3)—Continued				
Kitchen Building Improvements, (8448)—To provide for proper maintenance and sanitation of facility.				
.02 Tile Installation				
Kitchen area (175±lin. ft.)			1,338	
Walk-in refrigerator (64±sq. ft.)			455	
Total, Kitchen Building Improvements			**1,793**	
Paving, (8438)—To provide hard surface area adjacent to existing buildings for proper utilization.				
.02 Concrete Paving, Kitchen Delivery				
.02 Re-grade and Pave Parking Circle Area				
Total, Paving				
Retaining Walls, Biscailuz Center Area, (8447)—To prevent soil erosion at various locations, and be a part of the over-all landscaping program.				
.01 Concrete Retaining Walls			631	
School and Recreation Building Additions, Juvenile Unit, (8444)—To provide additional educational and religious facilities for increased inmate population.				
.01 Building Addition, LACO No. 2530				
Construction (800±sq. ft.)				
Alterations				
Architectural and County Engineer services				
Total, School and Recreation Building Additions, Juvenile Unit				
Signal Device, Main Road, (8452)—To improve security of Biscailuz Center custodial unit by providing a signal device on the uncontrolled main entrance road.				
.01 Install Photoelectric Cell				
Storeroom Addition, (8450)—To provide isolated storage for combustible stock.				
.01 Construct Addition, LACO No. 2004				
Various Completed Projects				
Total, Biscailuz Center		**150**	**4,352**	

CAPITAL PROJECTS—Continued

EXPENDITURES				
Actual Prior Year 1953-54	Actual Current Year to 12-1-54	Estimated Current Year 1954-55	Requested Fiscal Year 1955-56	Allowed Fiscal Year 1955-56
			1,793	1,793
			1,793	**1,793**
			160	
			700	
444.00			**860**	
		2,650	631	**631**
			15,000	
		2,000	**15,000**	
			1,352	
			3,100	
21,131.86	344.69	16,373		
$ 24,831.65	$ 426.29	$ 24,673	$ 145,097	$ 4,502

CAPITAL PROJECTS—Continued

Project Number, Title, Location, Description	Allowed Amount is for Land	Plans	Constr.	Equip.
CHARITIES, HOSPITALS AND CORRECTIONS—Continued				
Jail (3)				
Jail Shelving, (8522)—To provide necessary facility and aid in reducing congestion in crowded quarters.				
.02 County Engineer Services for 1954-55 Contract				
Paint Shop, (8523) 15th Floor, Hall of Justice—To provide necessary storage for painting equipment.				
.01 Concrete Block Addition				
Storage Building, (8525) Hall of Justice Roof—To provide necessary additional storage space.				
.01 Concrete Block Storage Building (600±sq. ft.)				
Water Service Booster Pumps, (8531) Hall of Justice—To provide adequate water service in compliance with fire and safety regulations.				
.01 Pressure Tank and Booster Pump Installation				
Roof				
Basement				
Architectural and County Engineer services				
.02 Pump and Tank, Booster				
Total, Water Service Booster Pumps				
Water Stand Pipes, (8530)—To comply with fire and safety regulations.				
.01 Replace Existing Water Stand Pipes			3,590	
Various Completed Projects				
Total, Jail			**3,590**	

CAPITAL PROJECTS—Continued

EXPENDITURES				
Actual Prior Year 1953-54	Actual Current Year to 12-1-54	Estimated Current Year 1954-55	Requested Fiscal Year 1955-56	Allowed Fiscal Year 1955-56
$	$	$	$ 1,500	$
			7,550	
			7,450	
			23,479	
			1,000	
			24,479	
			3,590	3,590
10,583.47				
$ 10,583.47	**$**	**$**	**$ 44,569**	**$ 3,590**

CAPITAL PROJECTS—Continued

Project Number, Title, Location, Description	Allowed Amount is for Land	Plans	Constr.	Equip.
CHARITIES—HOSPITALS AND CORRECTIONS—Continued				
Mira Loma Facility (5)				
Antelope Valley Mechanical Shops, (8679)—The improvement of old Hangar No. 2 to provide adequate maintenance facilities.				
.01 Space Heaters			1,500	
.02 Paint Shop				
.03 Sheet Metal Shop				
.04 General Maintenance Shop			655	
.05 Tool Room				
.06 Carpenter Shop				
.07 Plumbing Shop				
.08 Shop Security Area				
.09 Hot Water Installation			250	
.10 Toilet and Wash Room			2,401	
.11 Electrical Wiring			2,275	
.12 Resurface Hangar Doors, Hangars No. 2 and No. 3			840	
Total, Antelope Valley Mechanical Shops			**7,921**	
General Improvements, Barracks "A", "B", "C,', and "D", (8697)—To provide adequate maintenance and security facilities.				
.01 Semi-enclosure of Toilet Areas			2,152	
.02 Panic Bolts on Fire Doors			500	
.03 Rehabilitate Wiring in Barracks "A"			523	
.04 Signal Light in Officers' Control Room			990	
Total, General Improvements, Barracks "A", "B", "C", and "D"			**4,165**	
Incinerator and Waste Disposal Building, (8777)—To provide facilities for the disposition of combustible waste.				
.01 Type III Building with Brick Incinerator and Stack				
Construction				
Architectural and County Engineer services				
Total, Incinerator and Waste Disposal Building				
Inmate Barracks, (8694)—To provide for construction of five new 100-man barracks as part of an over-all program to bring the Mira Loma Facility up to a 1,000 inmate capacity.				
.01 Inmate Barracks				
Concrete block buildings (5) (7,842±sq. ft. ea.)				
Architectural and County Engineer services		13,000		
.02 Equipment and Furnishings				
Total, Inmate Barracks		**13,000**		

CAPITAL PROJECTS—Continued

EXPENDITURES				
Actual Prior Year 1953-54	**Actual Current Year to 12-1-54**	**Estimated Current Year 1954-55**	**Requested Fiscal Year 1955-56**	**Allowed Fiscal Year 1955-56**
$	$	$	$ 1,500	$ 1,500
			1,535	
			1,295	
			655	655
			2,250	
			1,980	
			463	
			702	
			250	250
			2,401	2,401
			2,275	2,275
			840	840
			16,146	**7,921**
			2,152	2,152
			500	500
			523	523
			990	990
			4,165	**4,165**
			55,125	
			55,125	
			591,000	13,000
			34,175	
			625,175	**13,000**

CAPITAL PROJECTS—Continued

Project Number, Title, Location, Description	Allowed Amount is for Land	Plans	Constr.	Equip.
CHARITIES, HOSPITALS AND CORRECTIONS—Continued				
Mira Loma Facility (5)—Continued				
Inmate Barber Shop, (8689)—To provide for adequate barbering facilities within the inmate area proper.				
.01 Barber Shop				
Kitchen Improvements, (8687) — To provide adequate kitchen facilities.				
.01 Walk Installation			90	
.02 Asphalt Walk, "U" Building			800	
.03 Covered Walkway between LACO No. 3600 and No. 3601			1,200	
.04 Exhaust System and Grease Filters			2,887	
.05 Refrigeration Alteration			2,965	
.06 Electrical Alterations and Installations			928	
Total, Kitchen Improvements			8,870	
Laundry Expansion, (8681)—To provide facilities to handle the laundry needs of 4,000 inmates.				
.01 Initial Laundry Facilities for 700 Population Capacity				
Piping and connections			20,000	
Water softeners			2,000	
Boiler repairs and new burners			2,000	
42" x 54" washer			5,392	
30" extractor			1,535	
44" x 42" tumbler			1,274	
Air operated press			565	
Sterilizer			13,000	
Architectural and County Engineer services		2,400	2,300	
.03 Additional Laundry Facilities for 3,000 Population Capacity				
Water softeners			4,000	
New boilers			25,000	
Washers (2)			15,058	
Formula plate fixture			70	
44" x 42" extractors (2)			2,548	
44" x 42" tumblers (2)			8,240	
120" 6-roll ironer			13,615	
Architectural and County Engineer services		5,600	4,000	
.05 Sewage Plant				
Additions and alterations			24,000	
Architectural and County Engineer services		2,000	900	
Total, Laundry Expansion		**10,000**	**145,497**	

CAPITAL PROJECTS—Continued

EXPENDITURES				
Actual Prior Year 1953-54	Actual Current Year to 12-1-54	Estimated Current Year 1954-55	Requested Fiscal Year 1955-56	Allowed Fiscal Year 1955-56
			1,180	
			90	90
			800	800
			1,200	1,200
			2,887	2,887
			2,965	2,965
			928	928
			8,870	**8,870**
			50,466	50,466
			78,131	78,131
			26,900	26,900
	388.10	**7,650**	**155,497**	**155,497**

CAPITAL PROJECTS—Continued

Project Number, Title, Location, Description	Allowed Amount is for Land	Plans	Constr.	Equip.
CHARITIES, HOSPITALS AND CORRECTIONS—Continued				
Mira Loma Facility (5)—Continued				
Maximum Security Area Improvements, (8690)—To provide for the continuing maintenance and improvement of the maximum security area.				
.01 Remodel Isolation Cells				
.02 Plumbing Addition and Fence Installation				
.03 Evaporative Cooling System				
Total, Maximum Security Area Improvements				
Mira Loma Medium Security Facility, (8683)—To provide detention facilities for relief of congestion in the main County Jail.				
.04 Resurfacing Walks and Roads (246,000± sq. ft.)				
.09 Reroofing				
LACO Nos. 3643 and 3644			125	
LACO No. 3647			1,000	
LACO No. 3636			500	
LACO No. 3641			665	
LACO No. 3640			1,250	
LACO No. 3637			3,900	
LACO No. 3630			1,700	
LACO No. 3656			200	
LACO No. 3638			675	
LACO No. 3632			675	
Architectural and County Engineer services		1,500	1,000	
.13 Building Gas Services			4,500	
.14 Electrical Wiring Alterations			1,705	
.23 Kitchen Power Center			3,050	
.24 Electrical Service, 37.5 KVA Transformer			2,225	
.27 Install Public Address System				
Total, Mira Loma Medium Security Facility		**1,500**	**23,170**	
Mira Loma Natural Gas System, (8684)—To provide a dependable source of heat for detention facilities at lower cost.				
.02 Interior Gas System				
Install 6″ pipe wrapped and dipped, including valves and fittings (1,280± lin. ft.)				
Install 4″ pipe wrapped and dipped (2,500± lin. ft.)				
Install 2″ pipe wrapped and dipped, including valves and fittings (1,500± lin. ft.)				
Install 3″ pipe wrapped and dipped (2,260± lin. ft.)				
Install 1″ pipe wrapped and dipped, including valves and fittings (800± lin. ft.)				
Architectural and County Engineer services				
Total, Mira Loma Natural Gas System				

CAPITAL PROJECTS—Continued

EXPENDITURES				
Actual Prior Year 1953-54	Actual Current Year to 12-1-54	Estimated Current Year 1954-55	Requested Fiscal Year 1955-56	Allowed Fiscal Year 1955-56
			6,105	
			2,725	
			710	
			9,540	
			35,000	
			13,190	13,190
			4,500	4,500
			1,705	1,705
			3,050	3,050
			2,225	2,225
			7,035	
322,232.84		60,000	66,705	24,670
			14,400	
		20,000	14,400	

CAPITAL PROJECTS—Continued

Project Number, Title, Location, Description	Allowed Amount is for Land	Plans	Constr.	Equip.
CHARITIES, HOSPITALS AND CORRECTIONS—Continued				
Mira Loma Facility (5)—Continued				
Officers' Conference and Dining Room, (8688)—To provide necessary conference room and permit better control by isolation of stock room.				
.01 Remodel Stock Room to Include Conference Room				
Officers' Dormitory, (8692)—To provide adequate officers' quarters.				
.01 Dormitory, Type III Building				
Construction (9,000± sq. ft.)			135,000	
Air conditioning			13,500	
Architectural and County Engineer services		12,000	6,000	
.02 Equipment Required				16,500
Total, Officers' Dormitory		**12,000**	**154,500**	**16,500**
Personnel Housing Improvements, (8693)—To provide for the continuing maintenance and improvement of staff housing.				
.01 Service Porch Door, LACO No. 3602 and No. 3603				
.02 Augment Concrete Foundation, LACO No. 3602 thru No. 3625				
.03 Shower Pans and Tile, LACO No. 3602 thru No. 3625				
.04 Remodel Bachelor Quarters, LACO No. 3614 thru No. 3617				
Total, Personnel Housing Improvements				
Property Storage and Receiving Building, (8695)—To provide for efficient processing inmates, including space for storage of property and valuables belonging to inmates.				
.01 Concrete Block Building (2,520± sq. ft.)				
Construction				
Architectural and County Engineer services				
Total, Property Storage and Receiving Building				
Rehabilitation and Industrial Shops Building, (8699)—To provide adequate work and hobby program for rehabilitation and disciplinary control of inmates.				
.01 Space Heaters, Hangar No. 1				
.02 Furniture Refinishing Shop				
.03 Resurface Large Hangar Doors, Hangar No. 1			420	
.04 Adequate Electrical Wiring, Hangar No. 1				
Total, Rehabilitation and Industrial Shops Building			**420**	

CAPITAL PROJECTS—Continued

EXPENDITURES				
Actual Prior Year 1953-54	Actual Current Year to 12-1-54	Estimated Current Year 1954-55	Requested Fiscal Year 1955-56	Allowed Fiscal Year 1955-56
			6,734	
			166,500	166,500
			16,500	16,500
			183,000	**183,000**
			122	
			5,445	
			6,520	
			5,345	
			17,432	
			70,040	
			70,040	
			1,075	
			4,700	
			420	420
			1,550	
			7,745	**420**

CAPITAL PROJECTS—Continued

Project Number, Title, Location, Description	Allowed Amount is for Land	Plans	Constr.	Equip.
CHARITIES, HOSPITALS AND CORRECTIONS—Continued				
Mira Loma Facility (5)—Continued				
Sewage Disposal Plant Addition, (8696)—To provide additional capacity required by expansion of laundry, prisoner housing, hospital, and employee residences.				
.01 Addition		1,000	35,000	
Theater Building, (8698)—To provide adequate wiring and exit lights to comply fully with Safety Code requirements.				
.01 Rehabilitate Theater Wiring				
Tubercular Segregation Building, (8676) — To provide hospital facilities for inmates of Mira Loma Facility.				
.01 Tubercular Segregation Building				
Type I building (18,670± sq. ft.)				
Basement (1,760± sq. ft.)				
Air conditioning				
Architectural and County Engineer services		32,000		
.02 Building Relocation				
Moving and resetting 25 personnel housing units, gas station, fire station, officers' recreation unit, and carport			68,500	
Architectural and County Engineer services		5,000	3,000	
.03 Furnishings and Equipment				
Total, Tubercular Segregation Building		**37,000**	**71,500**	
Tuberculosis Unit, Alterations and Expansion, (8533)—To provide adequate facilities for tubercular inmates.				
.01 Repair and Remodel 4 Extra Rooms, LACO No. 3600			5,932	
.02 Heater Steam Lines, LACO No. 3600			1,390	
.03 Install Evaporative Coolers (2), LACO No. 3601			725	
Total, Tuberculosis Unit, Alterations and Expansion			**8,047**	

CAPITAL PROJECTS—Continued

EXPENDITURES				
Actual Prior Year 1953-54	Actual Current Year to 12-1-54	Estimated Current Year 1954-55	Requested Fiscal Year 1955-56	Allowed Fiscal Year 1955-56
			36,000	36,000
			2,270	
			471,539	32,000
			76,500	76,500
			47,161	
			595,200	**108,500**
			5,932	5,932
			1,390	1,390
			725	725
			8,047	8,047

CAPITAL PROJECTS—Continued

Project Number, Title, Location, Description	Allowed Amount is for Land	Plans	Constr.	Equip.
CHARITIES, HOSPITALS AND CORRECTIONS—Continued				
Mira Loma Facility (5)—Continued				
Water Development, (8685)—To provide water for domestic use and fire protection, and replace present deteriorated system.				
.01 Install Elevated Water Tank (100,000± gal.)				
.02 Electric and Hydraulic Controls				
.03 Water Main Connection to Elevated Tank				
.05 Architectural and County Engineer Services				
.08 Install Chlorinator and Shelter			3,500	
.09 6″ Pipe Lines for Housing Area (7,500± lin. ft.)			10,200	
.10 Rehabilitate Reservoir Including New Drain Lines, Valves, Seal and Paint Inside (5,650± sq. ft.)				
.11 Rehabilitate and Clean Wells, Nos. 1 and 3			6,000	
.12 Connections to All Units			4,500	
.13 Pump House				
Concrete block building (1,566± sq. ft.)			13,200	
Architectural and County Engineer services		1,300	1,000	
Total, Water Development		**1,300**	**38,400**	
Women's Rest Room, (8691)—To provide for rest room facilities for women.				
.01 Women's Rest Room Installation			1,748	
Total, Mira Loma Facility		**75,800**	**499,238**	**16,500**

CAPITAL PROJECTS—Continued

EXPENDITURES				
Actual Prior Year 1953-54	Actual Current Year to 12-1-54	Estimated Current Year 1954-55	Requested Fiscal Year 1955-56	Allowed Fiscal Year 1955-56
			43,000	
			2,000	
			2,000	
			4,250	
			3,500	3,500
			10,200	10,200
			10,550	
			6,000	6,000
			4,500	4,500
			15,500	15,500
	20,054.90	43,000	101,500	39,700
			1,748	1,748
$ 322,232.84	$ 20,443.00	$ 130,650	$ 1,986,519	$ 591,538

CAPITAL PROJECTS—Continued

Project Number, Title, Location, Description	Allowed Amount is for Land	Plans	Constr.	Equip.
CHARITIES, HOSPITALS AND CORRECTIONS—Continued				
Wayside Honor Rancho (5)				
Administration Building, (8634) — To replace small inadequate building and provide space for the expansion of required administrative functions.				
.01 Two-story Building				
Type III construction, including utilities (7,000± sq. ft.)				
Architectural and County Engineer services				
Total, Administration Building				
Agricultural Storage Building, (8640)—To provide storage for fertilizer, insecticide, and seed. Building previously used has been converted to warehouse for Mechanical Department.				
.01 Storage Building				
Concrete block construction (1,800± sq. ft.)				
Utilities				
Architectural and County Engineer services				
Total, Agricultural Storage Building				
Carpenter Shop, (8556)—To replace inadequate and poorly located building with necessary storage and work space for carpenter shop.				
.01 Carpenter Shop				
Concrete block building (3,360± sq. ft.)				
Architectural and County Engineer services				
Total, Carpenter Shop				
Dairy Milking Parlor and Processing Plant, (8607)—To provide adequate facilities for the dairy operation at Wayside Honor Rancho.				
.01 Milking Barn and Processing Plant				
Concrete block building, including equipment and utilities				
Architectural and County Engineer services				
Total, Dairy Milking Parlor and Processing Plant				
Ditch Lining, Hog Farm Area, (8563)—To provide proper drainage and flood protection.				
.01 Concrete Ditch Lining (216± lin. ft.)				
Drainage Culvert, Tapia Canyon Wash, (8617)—To provide proper drainage to allow ingress and egress to new housing area during rainy weather.				
.01 Concrete Drainage Culvert				

CAPITAL PROJECTS—Continued

EXPENDITURES				
Actual Prior Year 1953-54	Actual Current Year to 12-1-54	Estimated Current Year 1954-55	Requested Fiscal Year 1955-56	Allowed Fiscal Year 1955-56
$	$	$	$ 155,700	$
			155,700	
			28,040	
			28,040	
			49,000	
			49,000	
			44,140	
			44,140	
885.39			1,075	
		1,800	2,100	

CAPITAL PROJECTS—Continued

Project Number, Title, Location, Description	Allowed Amount is for Land	Plans	Constr.	Equip.
CHARITIES, HOSPITALS AND CORRECTIONS—Continued				
Wayside Honor Rancho (5)—Continued				
Drainage Improvement, (8641)—To provide proper drainage and flood protection.				
.01 Ditch Lining and Culvert, Texas Co. No. 2 Tank to Main Channel (255± lin. ft.)				
.02 Ditch Lining, Dairy Area, (1,460± lin. ft.)				
Total, Drainage Improvement				
Electric Service Extension, (8628)—To aid security, provide protection, and facilitate operation of vehicles during night hours.				
.03 Overhead Electric Pole Line to Hog Shelters				
Emergency Generator for Power and Light, (8569)—To provide necessary emergency facilities.				
.01 Generator Installation				
.02 Concrete Block Building to House Generator				
.03 Wiring Installation				
Phase No. 2				
Phase No. 3				
Architectural and County Engineer services				
Total, Emergency Generator				
Employee Housing Development, (8570)—To provide residences for officers and other administrative personnel and their families on Rancho property; to assist in recruitment and to provide facilities for families in this area where none now exists.				
.01 Concrete Block Addition, LACO No. 2905 (458± sq. ft.)				
.02 Concrete Block Addition, LACO No. 2904 (458± sq. ft.)				
.03 Concrete Block Addition, LACO No. 2903 (458± sq. ft.)				
.04 Concrete Block Addition, LACO No. 2902 (458± sq. ft.)				
.05 Concrete Block Addition, LACO No. 2901 (458± sq. ft.)				
Total, Employee Housing Development				
Entrance Control Center, (8632)—To provide proper traffic control at main entrance to Wayside Honor Rancho.				
.01 Concrete Block Building With Two Electrically Controlled Gates (84± sq. ft.)				

CAPITAL PROJECTS—Continued

EXPENDITURES				
Actual Prior Year 1953-54	Actual Current Year to 12-1-54	Estimated Current Year 1954-55	Requested Fiscal Year 1955-56	Allowed Fiscal Year 1955-56
			750	
			3,400	
			4,150	
			1,150	
			3,000	
			3,400	
			17,300	
			23,700	
			5,000	
			4,200	
			4,200	
			4,200	
			4,200	
			21,800	
		871	**3,900**	

CAPITAL PROJECTS—Continued

Project Number, Title, Location, Description	Allowed Amount is for Land	Plans	Constr.	Equip.
CHARITIES, HOSPITALS AND CORRECTIONS—Continued				
Wayside Honor Rancho (5)—Continued				
Evaporative Coolers, (8635)—To provide proper cooling and ventilation in semi-desert climate.				
.01 Evaporative Cooler Installation, LACO No. 1933				
Storeroom roof				
Total Evaporative Coolers				
Farm Manager's Residence Additions, (8618)—To provide adequate residential quarters for Farm Manager.				
.01 Bedroom and Storage Addition (192±sq. ft.)				
.02 Dual Gas Wall Heater				
Total, Farm Manager's Residence Addition				
Feed Racks, Dairy, (8608)—To provide feed and shelter facilities for dairy cattle now eating and sleeping in open corral.				
.01 Construct Feed Rack No. 1 (960±sq. ft.)				
.02 Construct Feed Rack No. 2 (960±sq. ft.)				
.03 Construct Feed Rack No. 3 (960±sq. ft.)				
Total, Feed Racks, Dairy				
Fence, Dairy Area, (8619)—To separate large corral into small corrals for isolation of milking strings and sick cattle.				
.02 Concrete Fencing				
Corral No. 1 (483±lin. ft.)				
Hospital corral (215±lin. ft.)				
Steer corral (428±lin. ft.)				
Corral No. 2 (372± lin. ft.)				
Corral No. 3 (300±lin. ft.)				
Total, Fence, Dairy Area				
Flood Control Channel Lining, Wayside Canyon, (8609)—To provide flood protection against damage to buildings, fences, and roads, and to prevent erosion.				
.01 Concrete Ditch Lining and Bridge (1,700±lin. ft.)				
Flood Control and Land Reclamation, (8576) Santa Clara River and Castaic Creek—To protect existing agricultural acreage from erosion and assist in reclamation of farm area damaged by flood waters.				
.01 Construct Drainage Channel (7,000±lin. ft.)				

CAPITAL PROJECTS—Continued

EXPENDITURES				
Actual Prior Year 1953-54	Actual Current Year to 12-1-54	Estimated Current Year 1954-55	Requested Fiscal Year 1955-56	Allowed Fiscal Year 1955-56
			2,035	
			2,035	
			1,925	
			75	
			2,000	
			3,900	
			3,150	
			3,150	
			10,200	
			3,575	
			3,575	
			34,000	
13,681.85			65,000	

CAPITAL PROJECTS—Continued

Project Number, Title, Location, Description	Allowed Amount is for Land	Plans	Constr.	Equip.
CHARITIES, HOSPITALS AND CORRECTIONS—Continued				
Wayside Honor Rancho (5)—Continued				
Garage, Farm Manager's Residence, (8577)—To provide adequate garage facility.				
.01 Type V Building (400± sq. ft.)				
Gatehouse, (8579)—To provide for visitors, prisoner and traffic control at main entrance to Wayside Honor Rancho.				
.01 Concrete Block Building				
Greenhouse, (8633)—To provide facilities to propagate new plants and shrubs used in planting at County institutions.				
.01 Greenhouse				
Building construction, including utilities (900± sq. ft.)				
Heat, air conditioning, and humidification system				
Architectural and County Engineer services				
Total, Greenhouse				
Heater Replacement, (8642)—To provide adequate heating in mess hall and kitchen.				
.01 Steam Heating Units				
Install in mess hall and kitchen				
Architectural and County Engineer services				
Total, Heater Replacement				
Hobby Crafts Building, (8636)—To provide a facility for the expansion of the rehabilitation program which has outgrown its present quarters.				
01 Concrete Block Building				
Construction (2,400± sq. ft.)				
Architectural and County Engineer services				
Total, Hobby Crafts Building				
Hog Shelter (8582)—To provide adequate all-weather housing and eliminate insanitary conditions and expensive maintenance.				
.05 Concrete Block Shelter (720± sq. ft.) to replace LACO No. 519				
.06 Concrete Block Shelter (720± sq. ft.) to replace LACO No. 722				
.07 Replacement Shelter, LACO No. 944, (720± sq. ft.)				
.08 Replacement Shelter, LACO No. 518 (720± sq. ft.)				
.09 Replacement Shelter, LACO No. 842 (720± sq. ft.)				
.10 Three New Concrete Shelter Buildings (720± sq. ft. ea.)				
.11 Four New Shelters (510± sq. ft. ea.)				
Total, Hog shelters				

CAPITAL PROJECTS—Continued

EXPENDITURES				
Actual Prior Year 1953-54	Actual Current Year to 12-1-54	Estimated Current Year 1954-55	Requested Fiscal Year 1955-56	Allowed Fiscal Year 1955-56
			1,500	
		6,200	3,850	
			15,395	
			15,395	
			27,250	
			27,250	
			35,000	
			35,000	
			2,150	
			2,150	
			2,150	
			2,150	
			2,150	
			7,100	
			7,650	
		7,434	**25,500**	

CAPITAL PROJECTS—Continued

Project Number, Title, Location, Description	Allowed Amount is for Land	Plans	Constr.	Equip.
CHARITIES, HOSPITALS AND CORRECTIONS—Continued				
Wayside Honor Rancho (5)—Continued				
Hot Water System, Alterations, (8643) — Consolidation of the existing hot water systems into one system will provide a more adequate and economical hot water supply.				
.01 Central Hot Water System				
Concrete block building (400 ± sq. ft.)				
Boiler and storage tank				
Piping				
Electrical services				
Architectural and County Engineer services				
Total, Hot Water System, Alterations				
Kitchen Boiler Room Improvements, (8584)—To provide a more economical plant and reduce Operating and Maintenance costs.				
.01 Installation of Boiler, Piping, and Appurtenances				
Kitchen and Dining Room Air Conditioning, (8610)—To provide air conditioning for the kitchen and dining rooms at Wayside Honor Rancho.				
.01 Air Conditioning				
Evaporative cooling, dining room (8,312 ± sq. ft.)				
Refrigeration cooling, kitchen (3,984 ± sq. ft.)				
Architectural and County Engineer services				
Total, Kitchen and Dining Room, Air Conditioning				
Land Acquisition, (8586)—To provide for the necessary expansion of existing facilities.				
.01 Land Acquisition				
Sloan Property (578 ± acres)				
Hartje Property (28 ± acres)				
Total, Land Acquisition				
Maximum Security Unit, Second Wing, (8590)—To provide much needed housing for prisoners, to relieve crowded conditions in Hall of Justice jail.				
.02 Architectural and County Engineer Services				

CAPITAL PROJECTS—Continued

EXPENDITURES				
Actual Prior Year 1953-54	Actual Current Year to 12-1-54	Estimated Current Year 1954-55	Requested Fiscal Year 1955-56	Allowed Fiscal Year 1955-56
			47,820	
			47,820	
		3,000	5,000	
			20,865	
			20,865	
			154,000	
			154,000	
	115.35		24,000	

CAPITAL PROJECTS—Continued

Project Number, Title, Location, Description	Allowed Amount is for Land	Plans	Constr.	Equip.
CHARITIES, HOSPITALS AND CORRECTIONS—Continued				
Wayside Honor Rancho (5)—Continued				
Minimum Security Unit, Inmate Barracks Replacement, (8593)—To replace existing barracks with sturdy fire-proofed structures.				
.01 Concrete Block Barrack, LACO No. 474 (2,800± sq. ft.)				
.02 Concrete Block Barrack, LACO No. 476 (2,800± sq. ft.)				
.03 Concrete Block Barrack, LACO No. 478 (2,800± sq. ft.)				
.04 Concrete Block Barrack, LACO No. 480 (2,800± sq. ft.)				
.05 Concrete Block Barrack, LACO No. 481 (2,800± sq. ft.)				
.06 Architectural and County Engineer Services				
Total, Minimum Security Unit, Inmate Barracks Replacement				
Motor Pool, Nursery Area, Toilet Facilities, (8630)—To provide adequate sanitary facilities.				
.01 Concrete Block Toilet Building (120± sq. ft.)				
.02 Water Heater, Electric (30± gal.)				
Total, Motor Pool, Nursery Area, Toilet Facilities				
Officers' Dormitory, (8637)—To provide housing for additional personnel who will be needed upon completion of second wing at Maximum Security Unit.				
.01 Two-story Building				
Concrete block construction (8,310± sq. ft.)				
Air conditioning				
Utilities				
Architectural and County Engineer services				
Total, Officers' Dormitory				
Paint Shop, (8596)—To provide necessary storage and work shop for painting and comply with Building and Safety requirements.				
.01 Paint Shop				
Concrete block building, including spray booth and utilities (2,800± sq. ft.)				
Architectural and County Engineer services				
Total, Paint Shop				
Paving Main Road, (8614)—Due to extremely heavy traffic, this road is in poor condition and should be resurfaced to prevent further damage to the roadbed.				
.01 Asphalt Paving				
Main road to bridge (¼± mi.)				
Camp perimeter and Maximum Security Unit				
Total, Paving Main Road				

CAPITAL PROJECTS—Continued

EXPENDITURES				
Actual Prior Year 1953-54	Actual Current Year to 12-1-54	Estimated Current Year 1954-55	Requested Fiscal Year 1955-56	Allowed Fiscal Year 1955-56
			36,400	
			36,400	
			36,400	
			36,400	
			36,400	
			14,300	
			196,300	
			3,625	
			100	
			3,725	
			155,030	
			155,030	
			46.700	
			46,700	
			22,400	
			22,400	

CAPITAL PROJECTS—Continued

Project Number, Title, Location, Description	Allowed Amount is for Land	Plans	Constr.	Equip.
CHARITIES, HOSPITALS AND CORRECTIONS—Continued				
Wayside Honor Rancho (5)—Continued				
Porch Shelter and Steps, (8622)—To provide protection from weather to inmates waiting in the chow line.				
.01 Concrete Steps and Walk with Metal Canopy				
Pump Houses, (8623)—To provide protection to pumping equipment from weather and unauthorized persons.				
.01 Concrete Block Pump Houses				
Well No. 1				
Well No. 14				
Well No. 15				
Well No. 16				
Extend pump house at well No. 4 to cover pump at well No. 17				
Architectural and County Engineer services				
Total, Pump Houses				
Resident Building, Relocation, (8644)—To remove Employee housing from Southern California Edison right of way.				
.01 Relocate LACO No. 509			1,889	
Sewage Plant, Improvements, (8645)—To provide and maintain adequate facilities to retain the structural efficiency of the building.				
.01 Concrete Stairway with Pipe Safety Railing			665	
Sheep Outsleeper Building, (8626)—To provide sleeping quarters and sanitary facilities for sheep herders and watchmen.				
.01 Concrete Block Building, Including Utilities (240± sq. ft.)				
.02 Water Heater, Gas Heater, and Transformer				
Total, Sheep Outsleeper Building				
Site Improvements, (8646)—To preserve and improve the appearance of Wayside Honor Rancho grounds.				
.01. Sprinkler System Installation				
New employee housing area				
Maximum Security area				
Total, Site Improvements				
Steam Piping Alterations, Kitchen, (8627)—To provide a more economical steam system and reduce operating and maintenance costs.				
.01 Steam Piping Alterations				

CAPITAL PROJECTS—Continued

EXPENDITURES				
Actual Prior Year 1953-54	Actual Current Year to 12-1-54	Estimated Current Year 1954-55	Requested Fiscal Year 1955-56	Allowed Fiscal Year 1955-56
			2,000	
			14,000	
			14,000	
			1,889	**1,889**
			665	**665**
			4,530	
			320	
			4,850	
			2,720	
			2,720	
		2,000	6,000	

CAPITAL PROJECTS—Continued

Project Number, Title, Location, Description	Allowed Amount is for Land	Plans	Constr.	Equip.
CHARITIES, HOSPITALS AND CORRECTIONS—Continued				
Wayside Honor Rancho (5)—Continued				
Storage Building, Gardening and Athletic Equipment, (8638)—To provide storage facilities within the security area and eliminate the need for an officer escort.				
.01 Concrete Block Building (100±sq. ft.)				
Storage Building, Inmate Property, (8639)—To provide storage facilities for inmates' property to relieve acute shortage of space in main jail.				
.01 Storage Building				
Concrete block building (1,350±sq. ft.)				
Fire sprinklers				
Architectural and County Engineer services		1,500		
Total, Storage Building, Inmate Property		**1,500**		
Water Development, (8602)—Pressure irrigation system, including well and well improvements, water mains, reservoirs and portable pressure irrigation pipe; to irrigate approximately 700 acres needed to supply agricultural products and livestock for food at Honor Farm.				
.01 Install Concrete Reservoir				
.02 Water Main Installation				
New Reservoir to main system (3,350±lin. ft.)				
To close loop system (700±lin. ft.)				
.03 Irrigation Line Installation to Guise Canyon				
.08 Piping Installation to Well No. 15 (700±lin. ft.)				
.11. Meter Installation, Well Nos. 1, 5, 10, 12, 14, 15, and 17				
.12 Architectural and County Engineer services				
.13 Irrigation Line Installation Paralleling Road above Dairy				
.14 Water Line Extension to New Hay Storage Building, for Fire Protection			980	
Total, Water Development			**980**	

CAPITAL PROJECTS—Continued

EXPENDITURES				
Actual Prior Year 1953-54	Actual Current Year to 12-1-54	Estimated Current Year 1954-55	Requested Fiscal Year 1955-56	Allowed Fiscal Year 1955-56
			1,500	
			21,475	1,500
			21,475	**1,500**
			50,000	
			27,500	
			4,600	
			3,390	
			8,000	
			5,200	
			2,583	
			980	980
48,401.80	**11,362.47**	**30,000**	**102,253**	**980**

CAPITAL PROJECTS—Continued

Project Number, Title, Location, Description	Allowed Amount is for Land	Plans	Constr.	Equip.
CHARITIES, HOSPITALS AND CORRECTIONS—Continued				
Wayside Honor Rancho (5)—Continued				
Water Softener Units, Camp Area (8603)—To reduce degree of water hardness to level least harmful to plumbing fixtures and sewage disposal equipment.				
.01 Install Water Softeners				
Main camp area				
Hog ranch				
Distribution piping and system modification				
Brine storage tank				
Filter slab and concrete stairs				
Concrete block retaining wall				
Brine waste reservoir				
Architectural and County Engineer services				
Total, Water Softener Units, Camp Area				
Various Completed Projects				
Total, Wayside Honor Rancho		**1,500**	**3,534**	
Women's Detention Unit No. 2 (4)				
Women's Detention Unit No. 2, (8655) (4) Terminal Island—To provide detention facilities for relief of crowded condition in main County Jail.				
.02 Type I Building				
Construction, including air conditioning for Officers' Quarters (72,000± sq. ft.)				
Concrete piles				
Cells (50±)				
Kitchen equipment and storage refrigeration				
Paving (40,000± sq. ft.)				
Fencing (1,000± lin. ft.)				
Fence lighting				
Guardhouse				
Utilities				
Landscaping				
Alterations to existing building				
Architectural and County Engineer services				
.03 Blankets				
Total, Women's Detention Unit No. 2				
Total, Women's Detention Unit No. 2				
TOTAL, CHARITIES, HOSPITALS AND CORRECTIONS	**7,000**	**391,971**	**5,999,859**	**138,421**

CAPITAL PROJECTS—Continued

EXPENDITURES				
Actual Prior Year 1953-54	Actual Current Year to 12-1-54	Estimated Current Year 1954-55	Requested Fiscal Year 1955-56	Allowed Fiscal Year 1955-56
			72,440	
		51,000	**72,440**	
115,619.78	**3,172.28**	**54,626**		
$ 178,588.82	**$ 14,650.10**	**$ 156,931**	**$ 1,465,692**	**$ 5,034**
$	**$**	**$**	**$ 1,911,600**	**$**
			50,000	
			1,961,600	
$	**$**	**$**	**$ 1,961,600**	**$**
$ 3,044,710.94	**$ 138,924.48**	**$ 2,553,879**	**$35,785,678**	**$ 6,537,251**

CAPITAL PROJECTS—Continued

Project Number, Title, Location, Description	Allowed Amount is for Land	Plans	Constr.	Equip.
EDUCATION				
County Art Institute (3)				
Art Building, Los Angeles County Art Institute, (8700)—To provide much needed additional facilities for school purposes.				
.01 Auxiliary Fire Alarm System (Part of Safety Program Sponsored by Mechanical Department.)				
Installation			8,500	
Architectural and County Engineer services		500	300	
.03 Building Addition				
Gallery and full basement (17,540± sq. ft.)				
Architectural and County Engineer services				
.06 Installation of Kilns, Welder, and Pergola Cover by Mechanical Department				
.07 Ceramics Studio				
Type I building (3,804± sq. ft.)				
Architectural and County Engineer services				
.09 New Wing, Gallery to School Library				
Library, 1st floor and basement, including sidewalk elevator				
2nd floor				
Architectural and County Engineer services		12,000		
.10 Travertine Facing				
Gallery				
Library				
.11 Site Improvements				
Landscaping and sprinkler system				
Architectural and County Engineer services				
Total, Art Building		**12,500**	**8,800**	
Total, County Art Institute		**12,500**	**8,800**	
TOTAL, EDUCATION		**12,500**	**8,800**	

CAPITAL PROJECTS—Continued

EXPENDITURES				
Actual Prior Year 1953-54	Actual Current Year to 12-1-54	Estimated Current Year 1954-55	Requested Fiscal Year 1955-56	Allowed Fiscal Year 1955-56
$	$	$	$ 9,300	$ 9,300
			268,290	
			2,500	
			52,600	
			150,410	12,000
			92,820	
			8,030	
36,856.52	1,762.34	69,000	583,950	21,300
$ 36,856.52	$ 1,762.34	$ 69,000	$ 583,950	21,300
$ 36,856.52	$ 1,762.34	$ 69,000	$ 583,950	$ 21,300

CAPITAL PROJECTS—Continued

Project Number, Title, Location, Description	Allowed Amount is for Land	Plans	Constr.	Equip.
RECREATION				
Arboreta and Botanic Gardens (1)				
Arboretum, State of California and County of Los Angeles, (8740) Southerly of Colorado Street, Easterly of Pasadena — To provide basic improvements of grounds and utilities and facilities or structures of a permanent nature or suitability to advance the scientific, educational, and promotional program of the Arboretum Foundation envisioned in its contract with the County.				
.01 Sprinkler System and Water Mains				
Installation				
Architectural and County Engineer services		2,000		
.04 Setting Markers and Preparation of Co-ordinate Maps				
.05 Dredging Lagoons				
Main lagoon				
Upper lagoon				
Architectural and County Engineer services		1,000		
.07 Parking Lot				
Paving, curbs, guard chains, and gates (3±acres)				
Demolish old buildings				
Architectural and County Engineer services				
.11 Gatehouse				
Concrete block building with three electric controlled gates and 3 turnstiles, including paving, fencing, retaining wall, sprinklers, and utilities				
County Engineer services				
.13 Administration Building				
Type III structure (6,932±sq. ft.)				
Concrete paving (4,000±sq. ft.)				
Asphalt paving (8,000±sq. ft.)				
Sprinkler system				
Fencing (100±lin. ft.)				
Retaining wall (250±lin. ft.)				
Utilities				
Architectural and County Engineer services				
.16 Equipment, Required for Service and Utility Building				
.19 Service and Utility Building				
Construction (5,000±sq. ft.)				
Composting bins				
Utilities				
Architectural and County Engineer services		6,300		
.20 Tropical Water Lily and Fish Pool				
Gunite pool with planting boxes				
Tunnel, stairs, and equipment room				
Lighting and electric service				
Filters, heater, and pump				
Architectural and County Engineer services				
.21 Lath House Addition				
Construct addition, including potting benches and storage cabinets (4,800±sq. ft.)				
Architectural and County Engineer services				
Total, Arboretum		**9,300**		

CAPITAL PROJECTS—Continued

EXPENDITURES				
Actual Prior Year 1953-54	Actual Current Year to 12-1-54	Estimated Current Year 1954-55	Requested Fiscal Year 1955-56	Allowed Fiscal Year 1955-56
$	$	$	$ 43,100	$ 2,000
			17,000	
			19,300	1,000
			42,200	
			34,210	
			140,390	
			2,900	
			84,500	6,300
			106,000	
			35,400	
242,116.63	2,639.37	15,200	525,000	9,300

CAPITAL PROJECTS—Continued

Project Number, Title, Location, Description	Allowed Amount is for Land	Plans	Constr.	Equip.
RECREATION—Continued				
Arboreta and Botanic Gardens (1)—Continued				
Greenhouse and Headhouse Unit, (8742)—To provide facilities to promote plant propagation and give proper care to plant collections.				
.01 Propagating Greenhouse and Headhouse				
Headhouse (1,600± sq. ft.)				
Greenhouse (3,509± sq. ft.)				
Paving				
Sprinkler system				
Architectural and County Engineer services		5,600		
.02 Equipment				
Total, Greenhouse and Headhouse Unit		**5,600**		
Library and Herbarium Building, (8743)—To provide additional administrative facilities for housing of rapidly increasing library and the demand for herbarium services.				
.01 Plans for the 1st Wing				
Total, Arboreta and Botanic Gardens		**14,900**		
Department of Harbors and Marina (4)				
Small Boat Harbor Development, (8910)—To provide for design, acquisition, and development of small boat harbor. Funding for this project is the Accumulative Capital Outlay Fund.				
.01 Small Boat Harbor			450,000	
Total, Department of Harbors and Marina			**450,000**	
History, Science and Art				
Addition to Museum, (8710) (2) Exposition Park—To provide a 600-person auditorium, additional exhibition space and stair tower. Financing for this project is the Accumulative Capital Outlay Fund.				
.01 Museum Addition				
Type I structure (14,900± sq. ft.)				
Stage lighting				
Curtains and drapes				
Auditorium seats (450±)				
Air conditioning				
Architectural and County Engineer services				
.03 Appropriation to Increase Accumulative Capital Outlay Fund			200,000	
Total, Addition to Museum			**200,000**	

CAPITAL PROJECTS—Continued

EXPENDITURES				
Actual Prior Year 1953-54	Actual Current Year to 12-1-54	Estimated Current Year 1954-55	Requested Fiscal Year 1955-56	Allowed Fiscal Year 1955-56
			80,100	5,600
			2,843	
			82,943	**5,600**
			16,000	
$ 242,116.63	$ 2,639.37	$ 15,200	$ 623,943	$ 14,900
$	$	$	$ 600,000	$ 450,000
$	$	$	$ 600,000	$ 450,000
$	$	$	$ 402,400	$
			200,000	200,000
			602,400	**200,000**

CAPITAL PROJECTS—Continued

Project Number, Title, Location, Description	Allowed Amount is for Land	Plans	Constr.	Equip.
RECREATION—Continued				
History, Science and Art—Continued				
Alterations and Improvements, Museum Building, (8712) (2) Exposition Park—To modernize exhibition space and provide additional space for exhibits and meeting rooms for small school classes and groups.				
.02 Exhibition Galleries				
Replace wall covering and painting, galleries S-A1, S-C1, M-C5, and M-C9				
Fluorescent lighting, galleries S-A1, S-B2, and S-C1				
Cork flooring, gallery M-D8				
Install air conditioning, galleries M-D2, M-D4, M-D6 and lighting M-D6				
Architectural and County Engineer services				
.07 Alterations, Shipping Entrance Stairs and Service Hallway				
.08 Construct Ramp for Wheel Chairs, South Entrance				
.09 Install Water Cooling System, 1st and 2nd Floor Drinking Fountains				
.10 Lighting, La Brea Storage Room				
.11 Alterations, Education Division Lecture Hall				
.12 Architectural and County Engineer services				
Total, Alterations and Improvements, Museum Building				
Hancock Park Development, (8716) (3) Wilshire Boulevard and Ogden Drive—Continuing the general park development shown on the Master Plan; to improve the appearance and utility of the park.				
.01 Partial Development No. 4				
Water service for sprinkler system				
Area No. 1 sprinkling system and turf (161,200± sq. ft.)				
Area No. 2 sprinkler system and landscaping (35,000± sq. ft.)				
Area No. 3 sprinkler system and landscaping alterations				
Area No. 4 sprinkler system and landscaping				
Tree planting, parking lot area (16±)				
Architectural and County Engineer services				
.05 Carport				
Wood frame construction (748± sq. ft.)				
Architectural and County Engineer services				
Total, Hancock Park Development				
Pit Observation Station, Improvements, (8718) (3) Hancock Park—To provide facilities for special exhibits.				
.01 Roof Changes				
Install plastic domes (6)				
Architectural and County Engineer services				
Total, Pit Observation Station, Improvements				

CAPITAL PROJECTS—Continued

EXPENDITURES				
Actual Prior Year 1953-54	Actual Current Year to 12-1-54	Estimated Current Year 1954-55	Requested Fiscal Year 1955-56	Allowed Fiscal Year 1955-56
			106,100	
			10,000	
			14,000	
			3,000	
			500	
			25,000	
			13,700	
12,018.94	297.11	500	172,300	
			53,600	
			3,700	
42,530.97	749.24	5,875	57,300	
			1,800	
			1,800	

CAPITAL PROJECTS—Continued

Project Number, Title, Location, Description	Allowed Amount is for Land	Plans	Constr.	Equip.
RECREATION—Continued				
History, Science and Art—Continued				
Taxidermy Building, Repairs and Improvements, (8719) (2)—To correct dangerous condition of building damaged by earthquake and to eliminate dusty and muddy condition of service yard and driveway.				
.01 Building Repairs				
Exterior walls				
Architectural and County Engineer services				
.02 Paving, Service Yard				
Total, Taxidermy Building, Repairs and Improvements				
Various Completed Projects				
Total, History, Science and Art			**200,000**	

CAPITAL PROJECTS—Continued

EXPENDITURES				
Actual Prior Year 1953-54	Actual Current Year to 12-1-54	Estimated Current Year 1954-55	Requested Fiscal Year 1955-56	Allowed Fiscal Year 1955-56
			28,800	
			950	
			29,750	
50,550.35	4.07	2,000		
$ 105,100.26	$ 1,050.42	$ 8,375	$ 863,550	$ 200,000

CAPITAL PROJECTS—Continued

Project Number, Title, Location, Description	Allowed Amount is for Land	Plans	Constr.	Equip.
RECREATION—Continued				
Department of Parks and Recreation				
Beaches				
Carrillo State Beach and Park, (8750) (4) Arroyo Sequit Canyon and Roosevelt Highway—To provide for the development and protection of a regional recreation facility.				
.01 Comfort Station, Unit No. 1				
Concrete block building, including utilities and plumbing, (1,500±sq. ft.)			39,430	
Septic tank and leaching system			4,370	
Site preparation			1,500	
.02 Comfort Station, Unit No. 2				
Concrete block building, including utilities and plumbing, (1,500±sq. ft.)				
Septic tank and leaching system				
Site preparation				
.03 Architectural and County Engineer services		4,625	2,400	
.04 Water Development				
Storage tank (500,000±gal.)			25,000	
Install deep well pumps			3,500	
6″ water main (4,600±lin. ft.)				
4″ water main (5,600±lin. ft.)			16,800	
Highway and creek crossings			3,000	
Electric service and controls			3,000	
Architectural and County Engineer services		2,000	1,600	
.11 Comfort Station				
Concrete block building, including utilities and plumbing			10,495	
Septic tank and leaching system			3,875	
Architectural and County Engineer services		1,150	1,100	
.12 Road Improvements				
Grading and paving (40,000±sq. ft.)				
Road Department services				
.13 Parking Lot				
Grading and paving (190,000±sq. ft.)				
Road Department services				
.14 Lifeguard Towers (4)				
Total, Carrillo State Beach		**7,775**	**116,070**	

CAPITAL PROJECTS—Continued

EXPENDITURES				
Actual Prior Year 1953-54	Actual Current Year to 12-1-54	Estimated Current Year 1954-55	Requested Fiscal Year 1955-56	Allowed Fiscal Year 1955-56
$	$	$	$ 45,300	$ 45,300
			45,300	
			7,825	7,025
			71,000	54,900
			16,620	16,620
			11,500	
			54,500	
			6,000	
		2,000	258,045	123,845

CAPITAL PROJECTS—Continued

Project Number, Title, Location, Description	Allowed Amount is for Land	Plans	Constr.	Equip.
RECREATION—Continued				
Department of Parks and Recreation—Continued				
Beaches—Continued				
Clifton County Beach, (8751) (4) Southern Section of Redondo Beach—To provide additional public facilities.				
.01 Land Acquisition	113,600			
.02 Toilet Building Addition				
Dressing room (780± sq. ft)			14,920	
Architectural and County Engineer services		1,200	2,000	
.03 Lifeguard Station Addition				
Garage (780± sq. ft.)				
Architectural and County Engineer services				
.04 Landscaping		500		
.07 Rustic Walk Ramps				
From street to beach, including 1 shower and drinking fountain (4)				
Architectural and County Engineer services		1,000		
.08 Concrete Vehicle Ramp with Curb and Retaining Wall		400	4,500	
.11 Comfort Station and Dressing Rooms				
Type III structure, including utilities and plumbing			38,000	
Sewage pump and sump tank			12,000	
Architectural and County Engineer services		4,000	2,000	
.12 General Improvements				
Playground apparatus				
Install lifeguard towers (2)				
Total, Clifton County Beach	**113,600**	**7,100**	**73,420**	
El Porto Beach, (8752) (4)—To maintain and provide public facilities on a heavily attended beach.				
.01 Construct Wood Stairway from Strand Ave. to Beach (4)			1,000	
.06 Comfort Station and Dressing Rooms				
Concrete block toilet building, including utilities and plumbing (1,500± sq. ft.)			38,040	
Architectural and County Engineer services		3,040	1,520	
.07 Retaining Wall Replacement				
Concrete retaining wall (500± lin. ft. 6′)				
Concrete sand retainer (2,700± lin. ft. 3′)				
Architectural and County Engineer services				
.08 General Improvements				
Playground apparatus				
Install lifeguard towers (2)				
Install drinking fountains and showers, including walk (4)			1,032	
Construct wood stairway with safety railings from shower to street (4)			1,200	
Total, El Porto Beach		**3,040**	**42,792**	

CAPITAL PROJECTS—Continued

EXPENDITURES				
Actual Prior Year 1953-54	Actual Current Year to 12-1-54	Estimated Current Year 1954-55	Requested Fiscal Year 1955-56	Allowed Fiscal Year 1955-56
			113,600	113,600
			18,120	18,120
			8,090	
			4,500	500
			13,500	1,000
			4,900	4,900
			56,000	56,000
			4,300	
15,524.00		**18,440**	**223,010**	**194,120**
			1,000	1,000
			42,600	42,600
			52,450	
			7,972	2,232
18,405.41			**104,022**	**45,832**

CAPITAL PROJECTS—Continued

Project Number, Title, Location, Description	Land	Allowed Amount is for Plans	Constr.	Equip.
RECREATION—Continued				
Department of Parks and Recreation—Continued				
Beaches—Continued				
Malibu Lagoon Beach State Park, (8758) (4) Pacific Coast Highway at Malibu Creek—To provide marine park in State-owned, County-leased property for marine life study.				
.01 Site Preparation		1,000	10,000	
.02 Road Construction (500±lin. ft.)		250	5,000	
.03 Parking		125	4,875	
.04 Comfort Station, Including Utilities and Septic Tank, (416±sq. ft.)		2,260	16,640	
.05 Landscaping and Water Service		850	9,000	
Total, Malibu Lagoon Beach State Park		**4,485**	**45,515**	
Manhattan State Beach, (8755) (4)—To increase facilities for heavily attended beach.				
.01 Beach Front Parking Lot				
Grading, paving, retaining walls, and drains			54,900	
Drive ramp every 3rd block (8)			6,000	
Pedestrian ramp every 3rd block from promenade to parking area (8)			2,500	
Pedestrian ramp every block from parking area to beach (24)			6,000	
Architectural and County Engineer services		24,000	2,750	
.04 Showers and Drinking Fountains with Portable Platforms, South of Lifeguard Station (10)			5,000	
.05 Lifeguard Towers (2)			3,000	
.07 Play Apparatus				
.08 Parking Lot Development				
Paving				
Architectural and County Engineer services				
.09 Comfort Station and Dressing Rooms, Unit No. 1				
Type III structure, (1,500±sq. ft.)				
Utilities				
Plumbing				
Architectural and County Engineer services		3,040		
.10 Comfort Station and Dressing Rooms, Unit No. 2				
Type III structure on piles (1,500±sq. ft.)				
Utilities				
Plumbing				
Architectural and County Engineer services				
.11 Comfort Station and Dressing Room, Unit No. 3				
Type III structure on piles (1,500±sq. ft.)				
Utilities				
Plumbing				
Architectural and County Engineer services				
Total, Manhattan State Beach		**27,040**	**80,150**	

CAPITAL PROJECTS—Continued

EXPENDITURES				
Actual Prior Year 1953-54	Actual Current Year to 12-1-54	Estimated Current Year 1954-55	Requested Fiscal Year 1955-56	Allowed Fiscal Year 1955-56
			11,000	11,000
			5,250	5,250
			5,000	5,000
			18,900	18,900
			9,850	9,850
			50,000	**50,000**
			621,000	96,150
			5,000	5,000
			3,000	3,000
			1,300	
			13,500	
			42,600	3,040
			40,560	
			40,560	
		14,000	**767,520**	**107,190**

CAPITAL PROJECTS—Continued

Project Number, Title, Location, Description	Allowed Amount is for Land	Plans	Constr.	Equip.
RECREATION—Continued				
Department of Parks and Recreation—Continued				
Beaches—Continued				
Redondo County Beach, (8756) (4)—To provide additional public facilities at this heavily attended beach.				
.03 New Lifeguard Station, Central Beach Headquarters				
Concrete block building (7,400 ± sq. ft.)				
Utilities				
.04 Parking Area, Terminus of Beryl St.				
Paving, curbs and gutters (20,000 ± sq. ft.)				
Lighting				
Walks (500 ± sq. ft.)				
.05 Architectural and County Engineer services				
.06 Site Improvements				
Concrete retaining wall (130 ± lin. ft. 4′)		700	6,500	
Concrete walk (300 ± sq. ft.)			300	
Drinking fountain and shower on concrete platform			200	
.10 Parking Lot, South Side of Ainsworth Court				
Grading and paving (2,500 ± sq. ft.)				
Curbs and gutters (238 ± lin. ft.)				
Ornamental wood rail fence (119 ± lin. ft.)				
.11 General Improvements				
Playground apparatus				
Install lifeguard towers (3)				
Total, Redondo County Beach		**700**	**7,000**	

CAPITAL PROJECTS—Continued

EXPENDITURES				
Actual Prior Year 1953-54	Actual Current Year to 12-1-54	Estimated Current Year 1954-55	Requested Fiscal Year 1955-56	Allowed Fiscal Year 1955-56
			160,400	
			8,200	
			8,300	
			7,700	7,700
			1,950	
			5,800	
8,103.88	**3,193.65**	**12,000**	**192,350**	**7,700**

CAPITAL PROJECTS—Continued

Project Number, Title, Location, Description	Allowed Amount is for Land	Plans	Constr.	Equip.
RECREATION—Continued				
Department of Parks and Recreation—Continued				
Beaches—Continued				
Zuma Beach County Park, (8757) (4) Trancas Canyon to Zuma Creek Canyon—To provide additional public facilities.				
.01 Land Acquisition				
.12 Playground Apparatus				
.13 Initial Development				
Chain link fence (15,000±lin. ft. 6′)				
Road paving (200,000±sq. ft.)			50,000	
Parking lot (1,080,000±sq. ft.)			150,000	
Curbs (20,000±lin. ft.)				
Landscaping and sprinklers (300,000±sq. ft.)				
Broadwalk curbs and footings				
Drains (4,000±lin. ft.)				
Entrance structure				
Lighting, parking area (1,080,000 sq. ft.)				
Dressing rooms (6) (800±sq. ft. ea.)			36,000	
Lifeguard towers (6)				
Main concession building (21,732±sq. ft.)				
Additional concession buildings (2) (450±sq. ft. ea.)				
Headquarters Building (8,300±sq. ft.)				
Architectural and County Engineer services		12,000	5,000	
.14 Water Development				
Storage tanks (100,000±gal. ea.) (2)				
Water mains (1,000±lin. ft.)				
Electrical controls				
Improvements, existing system				
Architectural and County Engineer services				
Total, Zuma Beach County Park		**12,000**	**241,000**	
Total, Beaches	**113,600**	**62,140**	**605,947**	
Parks and Playgrounds				
Agoura Park, (8770) (5) Ventura Blvd., Agoura — To provide recreational facilities easily accessible to populated area.				
.02 County Engineer Services for 1954-55 Contract				

CAPITAL PROJECTS—Continued

EXPENDITURES				
Actual Prior Year 1953-54	Actual Current Year to 12-1-54	Estimated Current Year 1954-55	Requested Fiscal Year 1955-56	Allowed Fiscal Year 1955-56
			61,700	
			4,050	
			1,903,370	253,000
			98,600	
$ 3,546.58	$ 673.72	$ 24,470	**2,067,720**	**253,000**
$ 88,712.59	**$ 3,193.65**	**$ 46,440**	**$ 3,662,667**	**$ 781,687**
$ 3,546.58	$ 673.72	$ 24,470	$ 2,000	$

CAPITAL PROJECTS—Continued

Project Number, Title, Location, Description	Allowed Amount is for Land	Plans	Constr.	Equip.
RECREATION—Continued				
Department of Parks and Recreation—Continued				
Parks and Playgrounds—Continued				
Alondra Park, (8771) (2) Prairie Avenue and Redondo Beach Boulevard—To meet demands for a large regional park in the metropolitan area.				
.01 General Development, East Side of Lake				
Retaining wall, walks and lights			18,000	
Landscaping and sprinkler system			13,250	
Parking lot lighting			6,000	
General park lighting			8,000	
Electric service extension			6,000	
Architectural and County Engineer services		4,300	3,100	
.02 New Baseball Field				
Bleachers, backstop, grading and landscaping			8,000	
Night lighting			44,000	
Architectural and County Engineer services		5,000	2,500	
.05 Alterations, Swimming Pool				
Alter piping and construct new pool bottom			8,125	
Architectural and County Engineer services		800	750	
.09 Lifeguard Station and Bathhouse				
Concrete block building (1,500± sq. ft.)				
Architectural and County Engineer services				
.12 Drainage Improvements				
Curbs and gutters (1,740± lin. ft.)			4,350	
Sidewalks (8,700± sq. ft.)			4,350	
Architectural and County Engineer services		800	500	
.14 New Swimming Pool				
Construction (23,100± sq. ft.)				
Pump house (500± sq. ft.)				
Concrete block wall				
Drain lines				
Water service				
Heating pool deck (40,000± sq. ft.)				
Heating pool water				
Additional space for boiler				
Architectural and County Engineer services				
.15 Picnic Stoves (6±)			5,400	
Total, Alondra Park		**10,900**	**132,325**	

CAPITAL PROJECTS—Continued

EXPENDITURES				
Actual Prior Year 1953-54	Actual Current Year to 12-1-54	Estimated Current Year 1954-55	Requested Fiscal Year 1955-56	Allowed Fiscal Year 1955-56
			58,650	58,650
			59,500	59,500
			9,675	9,675
			28,750	
			10,000	10,000
			382,800	
			5,400	5,400
3,007.29		**10,600**	**554,775**	**143,225**

CAPITAL PROJECTS—Continued

Project Number, Title, Location, Description	Allowed Amount is for Land	Plans	Constr.	Equip.
RECREATION—Continued				
Department of Parks and Recreation—Continued				
Parks and Playgrounds—Continued				
Altadena Golf Course and Park, (8772) (5) Hill Avenue and Mendocino—To develop recreational facilities in this community.				
.01 Land Acquisition				
.02 Drainage Channel				
Concrete channel and underground connections, (1,300±lin. ft.)				
Architectural and County Engineer services				
.04 Parking Lot Improvements				
Paving (29,000±sq. ft.)				
Curbing (620±sq. ft.)				
.12 Sprinkler System Extension (800±lin. ft.)				
Total, Altadena Golf Course and Park				

CAPITAL PROJECTS—Continued

EXPENDITURES				
Actual Prior Year 1953-54	Actual Current Year to 12-1-54	Estimated Current Year 1954-55	Requested Fiscal Year 1955-56	Allowed Fiscal Year 1955-56
			25,000	
			13,800	
			8,530	
			1,200	
7,164.90	**2,318.90**	**18,000**	**48,530**	

CAPITAL PROJECTS—Continued

Project Number, Title, Location, Description	Allowed Amount is for Land	Plans	Constr.	Equip.
RECREATION—Continued				
Department of Parks and Recreation—Continued				
Parks and Playgrounds—Continued				
Arcadia County Park, (8773) (1) Santa Anita and Huntington Drive, Arcadia—To provide needed facilities.				
.09 Wading Pool				
Concrete pool with floodlights (3,200± sq. ft.)				
Architectural and County Engineer services				
.15 Golf Course Improvements				
New starter house, stucco with tile roof (144± sq. ft.)				
Replace ⅓ of water system		2,000	28,000	
.16 Community Building				
Type III construction (19,770± sq. ft.)				
Architectural and County Engineer services		11,900		
.17 Director's Building				
Type V construction (600± sq. ft.)			8,335	
Architectural and County Engineer services		1,000	800	
.18 Change Rooms and Showers, Baseball Field				
Type III construction (1,000± sq. ft.)			13,250	
Utilities			1,000	
Plumbing			3,500	
Septic tank and leaching system			3,500	
Lockers and benches			1,500	
Architectural and County Engineer services		2,275	1,200	
.19 Lighting Improvements				
Rebuild primary line				
Lighting, softball field				
Lighting, baseball field				
Combine meter service at tennis courts, bathhouse and swimming pool, Recreation Building and picnic area				
Architectural and County Engineer services				
.20 Comfort Station and Rest Rooms, Golf Course Area				
Construction, including utilities, septic tank and leaching beds, 720± sq. ft.)				
Landscaping and transferring rose beds (5± acres)				
Architectural and County Engineer services				
.21 General Improvements				
Air conditioning, park office				
Baseball backstop				
Play equipment and fencing, tots area (160± lin. ft.)				
Install water meter				
.22 Parking Lot, Baseball Field Area (40,000± sq. ft.)				
.23 Road Department Services				
.24 Equipment for Community Building				
.25 Land Acquisition	40,000			
Total, Arcadia County Park	**40,000**	**17,175**	**61,085**	

CAPITAL PROJECTS—Continued

EXPENDITURES				
Actual Prior Year 1953-54	Actual Current Year to 12-1-54	Estimated Current Year 1954-55	Requested Fiscal Year 1955-56	Allowed Fiscal Year 1955-56
			28,100	
			32,800	30,000
			219,600	11,900
			10,135	10,135
			26,225	26,225
			74,600	
			35,500	
			7,900	
			10,000	
			1,000	
			19,950	
			40,000	40,000
34,912.20	**2,639.40**	**28,000**	**505,810**	**118,260**

CAPITAL PROJECTS—Continued

Project Number, Title, Location, Description	Allowed Amount is for Land	Plans	Constr.	Equip.
RECREATION—Continued				
Department of Parks and Recreation—Continued				
Parks and Playgrounds—Continued				
Artesia Park, (8774) (1) Artesia and Orangethorpe Road, Artesia—To meet the need of a developing community for recreation facilities.				
.03 Fencing, Tots Area			600	
Athens Park, (8848) (2) 124th and Broadway—To meet the requirements of a newly populated area, having no recreational facilities.				
.03 Parking Lot with Bumper Strips and Striping				
.04 Road Department Services				
.05 Fencing, Tots Area			600	
Total, Athens Park			600	
Atlantic Avenue Park, (8852) (3), 570 South Atlantic Avenue—To provide needed facilities for complete use of the park.				
.01 Swimming Pool Improvements				
Enclose pool and pool deck (18,900± sq. ft.)				
Heat pool water				
Boiler room				
Space heaters				
Alterations, bathhouse				
Architectural and County Engineer services				
Total, Atlantic Avenue Park				
Bassett Park, (8838) (1) Vineland and Temple Avenue—A cooperative development with Bassett Elementary School, in a fast developing district.				
.02 Parking Lot Improvements				
Grading and paving (20,000± sq. ft.)				
Curbs (375± lin. ft.)				
Driveway approach				
Bumpers and striping				
.03 Drainage Improvements				
Construct drain from parking lot to street				
Curbs and gutters, Vineland Avenue (375± lin. ft.)				
.04 Road Department Services				
Total, Bassett Park				
Bell Gardens Park, (8845) (3) Florence Avenue and Perry Road—To complete development of a park in a rapidly growing community having inadequate recreational facilities.				
.07 Land Acquisition				

CAPITAL PROJECTS—Continued

EXPENDITURES				
Actual Prior Year 1953-54	Actual Current Year to 12-1-54	Estimated Current Year 1954-55	Requested Fiscal Year 1955-56	Allowed Fiscal Year 1955-56
1,607.82			600	600
			9,500	
			500	
			600	600
			10,600	**600**
			203,100	
			203,100	
			6,500	
			900	
			1,100	
679.80		**200**	**8,500**	
8,302.13	65.69	9,680	45,000	

CAPITAL PROJECTS—Continued

Project Number, Title, Location, Description	Allowed Amount is for Land	Plans	Constr.	Equip.
RECREATION—Continued				
Department of Parks and Recreation—Continued				
Parks and Playgrounds—Continued				
Belvedere Park, (8776) (3) Brooklyn Avenue, Belvedere District— To provide additional recreational facilities in a heavily populated area.				
.01 Site Improvements				
Landscape and sprinkler system between Brooklyn Avenue and First Street (8½ ± acres)			32,415	
Architectural and County Engineer services		2,595	1,300	
.02 Tennis Courts				
Construction (2)				
Lighting				
Architectural and County Engineer services				
.05 Swimming Pool Improvements				
Filter tank shelter (1,750 ± sq. ft.)				
Architectural and County Engineer services				
.06 Concrete Walks				
Various locations (38,080 ± sq. ft.)				
Architectural and County Engineer services				
.11 Parking Lot, Brooklyn Ave.				
Grading and paving (40,000 ± sq. ft.)				
Architectural and County Engineer services				
.12 Parking Lot, First St.				
Grading and paving (70,000 ± sq. ft.)				
Architectural and County Engineer services				
.13 Hardball Diamond				
Baseball field			16,565	
Backstop			2,875	
Bleachers				
Lighting				
Architectural and County Engineer services		500		
.14 Electrical Improvements				
Underground installation, 3-phase service				
Light meter connections under one service				
Lighting, walks and parking lots				
Architectural and County Engineer services				
.15 Drainage Improvements				
Install 36" concrete pipe (1,500 ± lin. ft.)				
Architectural and County Engineer services				
.16 Crafts Building				
Type III construction (6,400 ± sq. ft.)				
Utilities				
Architectural and County Engineer services		7,500		
.17 Equipment for Crafts Building				
Total, Belvedere Park		**10,595**	**53,155**	

CAPITAL PROJECTS—Continued

EXPENDITURES				
Actual Prior Year 1953-54	Actual Current Year to 12-1-54	Estimated Current Year 1954-55	Requested Fiscal Year 1955-56	Allowed Fiscal Year 1955-56
			36,310	36,310
			17,385	
			7,540	
			12,800	
			16,000	
			29,135	
			86,580	19,940
			29,265	
			26,600	
			102,100	7,500
			10,000	
4,016.06		1,650	373,715	63,750

CAPITAL PROJECTS—Continued

Project Number, Title, Location, Description	Allowed Amount is for Land	Plans	Constr.	Equip.
RECREATION—Continued				
Department of Parks and Recreation—Continued				
Parks and Playgrounds—Continued				
City Terrace Park, (8846) (3) 1127 Hazard Street—To provide additional facilities in a park registering heavy attendance.				
.05 Recreation Building				
Type III construction, including utilities, plumbing, septic tank and leaching system				
Air conditioning				
Architectural and County Engineer services				
Total, City Terrace Park				
Crescenta Valley Park, (8779) (5) Honolulu, New York and Dunsmuir Avenues—To preserve a natural picnic spot for regional recreational activities.				
.01 Park Office and Comfort Station				
Type III construction (720 ± sq. ft.)				
Utilities				
Plumbing				
Septic tank and leaching system				
Architectural and County Engineer services				
.08 Land Acquisition	75,000			
.09 Amphitheater				
Concrete seats				
Lighting				
Architectural and County Engineer services		1,150		
.10 Lighting Improvements				
Walk lights				
Electric service				
Architectural and County Engineer services		1,275		
.11 Concrete Walks				
Various locations				
Architectural and County Engineer services		1,000		
.12 Rock Picnic Stoves (6)				
.13 General Improvements				
Drinking fountains (10)				
Picnic shelter (1,200 ± sq. ft.)				
Install water line (400 ± lin. ft.)				
Electric service				
Fencing, tots play area				
.14 Landscaping and Sprinkler System (129,792 ± sq. ft.)				
Total, Crescenta Valley Park	**75,000**	**3,425**		

CAPITAL PROJECTS—Continued

EXPENDITURES				
Actual Prior Year 1953-54	Actual Current Year to 12-1-54	Estimated Current Year 1954-55	Requested Fiscal Year 1955-56	Allowed Fiscal Year 1955-56
			41,500	
16,462.73	2.84	5,150	41,500	
			20,770	
			150,000	75,000
			15,540	1,150
			15,510	1,275
			10,910	1,000
			5,400	
			6,200	
			22,166	
8,776.60	487.66	54,818	246,496	78,425

CAPITAL PROJECTS—Continued

Project Number, Title, Location, Description	Allowed Amount is for Land	Plans	Constr.	Equip.
RECREATION—Continued				
Department of Parks and Recreation—Continued				
Parks and Playgrounds—Continued				
Descanso Gardens Park, (8832) (5) 1418 Descanso Drive, La Canada—To provide facilities to insure the efficient operation and maintenance of an outstanding horticultural park for the citizens of the County.				
.01 Land Acquisition	240,000			
.05 Water Development				
Enlarge lake and gunite				
Replace and re-route water main (19,350±lin. ft.)				
Protection for portal tunnels				
Install pumping plant				
Electric service				
Enlarge water storage				
6″ Water lines to woods and sun garden (2,500±lin. ft.)				
2″ Water lines (34,500±lin. ft.)				
Sprinkler heads (3,500±lin ft.)				
Water line extension, picnic area			15,000	
Architectural and County Engineer services		1,500	500	
.06 Alterations, Boddy Residence and Approach				
.07 Sprinkler System for Fire Protection (10,560±lin. ft.)		3,320		
.08 Storm Drain Improvements				
.09 Relocate 7 Buildings Including 1 Residence		10,000		
.10 Park Lighting				
.11 Parking Lot (8±acres)		8,600	77,900	
.12 Picnic Area				
Shelters (4)				
Tables (30)				
Benches (20)				
Picnic Stoves (10)				
.13 Sprinkler System and Turfgrass				
.14 Concession Building				
Construction (20,000±sq. ft.)				
Architectural and County Engineer services				
.15 Equipment for Concession Building				
.16 Fencing, Gardens and Lake Area				
Chain link fence (5,400±lin. ft. 8′)			16,200	
Chain link fence (3,500±lin. ft. 6′)			8,750	
Architectural and County Engineer services		1,200	1,100	
.17 Master Development Plans		10,000		
Total, Descanso Gardens Park	**240,000**	**34,620**	**119,450**	

CAPITAL PROJECTS—Continued

EXPENDITURES				
Actual Prior Year 1953-54	Actual Current Year to 12-1-54	Estimated Current Year 1954-55	Requested Fiscal Year 1955-56	Allowed Fiscal Year 1955-56
			240,000	240,000
			272,800	17,000
			25,000	
			35,000	3,320
			4,200	
			80,000	10,000
			4,000	
			86,500	86,500
			20,600	
			13,800	
			67,500	
			17,500	
			27,250	27,250
			10,000	10,000
244,399.44		247,500	904,150	394,070

CAPITAL PROJECTS—Continued

Project Number, Title, Location, Description	Allowed Amount is for Land	Plans	Constr.	Equip.
RECREATION—Continued				
Department of Parks and Recreation—Continued				
Parks and Playgrounds—Continued				
Dexter Park, (8780) (5) Kagel Canyon, San Fernando—To provide adequate recreational facilities; heavy attendance for a rural park.				
.01 Comfort Station				
Concrete block toilet, building including utilities and fixtures (416± sq. ft.)			10,495	
Septic tank and leaching beds			3,875	
Architectural and County Engineer services		1,150	1,100	
.03 Landscaping and Sprinkler System, Community Building Area				
.05 Community Building, Addition				
Type III structure (2,600± sq. ft.)			31,800	
Utilities			500	
Plumbing			4,000	
Septic tank and leaching system			4,000	
Architectural and County Engineer services		3,200	1,600	
.06 Electric Extension (500± lin. ft.)			6,000	
.07 Picnic Stoves (6±)				
Total, Dexter Park		**4,350**	**63,370**	
East Los Angeles Park, (8847) (3) Telegraph Road—To meet the recreational needs of a large and growing population.				
.09 Toilet Facilities, Including Fixtures, Water Heater, Sink and Drainboards, Cabinets, Septic Tank and Leaching Beds				

CAPITAL PROJECTS—Continued

EXPENDITURES				
Actual Prior Year	**Actual Current Year**	**Estimated Current Year**	**Requested Fiscal Year**	**Allowed Fiscal Year**
1953-54	to 12-1-54	1954-55	1955-56	1955-56
			16,620	16,620
			6,150	
			45,100	45,100
			6,000	6,000
			5,400	
19,985.74		**1,000**	**79,270**	**67,720**
1,546.55		900	1,950	

CAPITAL PROJECTS—Continued

Project Number, Title, Location, Description	Allowed Amount is for Land	Plans	Constr.	Equip.
RECREATION—Continued				
Department of Parks and Recreation—Continued				
Parks and Playgrounds—Continued				
Eaton Canyon Park, (8781) (5) East Pasadena—To provide rustic park with varied recreational activities adjacent to densely populated area.				
.01 Park Office and Comfort Station				
Type V structure (725± sq. ft.)				
Utilities				
Plumbing				
Septic tank and leaching system				
Architectural and County Engineer services				
.03 Water Development				
Basic development, park area (4,000± lin. ft.)				
Architectural and County Engineer services				
.06 Landscaping and Sprinkler System, Golf Course				
.09 Starter House, Rest Rooms and Snack Bar				
Construction (1,080± sq. ft.)		2,625	15,550	
Utilities			800	
Plumbing			5,625	
Septic tank and leaching system			3,750	
.10 Chain Link Fence (1,000± lin. ft. 8′)			3,600	
.11 Parking Lot (100,000± sq. ft.)			25,000	
.12 Road Department Services			3,500	
Total, Eaton Canyon Park		2,625	57,825	
Enterprise Park, (8854) (2) 13055 Clovis Avenue—To coordinate a park and school development.				
.01 Blacktop Basketball Court (4,700± sq. ft.)				
.02 Picnic Shelter (1,200± sq. ft.)				
Total, Enterprise Park				
Franklin Delano Roosevelt Park, (8782) (2) 7600 Graham Avenue—To provide needed facilities to meet the needs of a rapidly growing community.				
.03 Recreation Shelter, Including Utilities				
.05 Sprinkler System, South End of Park				
Total, Franklin Delano Roosevelt Park				

CAPITAL PROJECTS—Continued

EXPENDITURES				
Actual Prior Year 1953-54	Actual Current Year to 12-1-54	Estimated Current Year 1954-55	Requested Fiscal Year 1955-56	Allowed Fiscal Year 1955-56
			22,304	
			8,210	
			24,550	
			28,350	28,350
			3,600	3,600
			25,000	25,000
			3,500	3,500
33,862.28	8,007.16	187,600	115,514	60,450
			1,175	
			2,400	
			3,575	
			10,500	
			20,000	
5,835.24		1,200	30,500	

CAPITAL PROJECTS—Continued

Project Number, Title, Location, Description	Allowed Amount is for Land	Plans	Constr.	Equip.
RECREATION—Continued				
Department of Parks and Recreation—Continued				
Parks and Playgrounds—Continued				
Franklin Delano Roosevelt Park Swimming Pool and Bathhouse, (8783) (2)—To provide recreation and youth education facilities.				
.01 Bathhouse and Swimming Pool				
Type III building (5,400±sq. ft.)				
Utilities				
Walks (4,500±sq. ft.)				
Swimming Pool (9,900±sq. ft.)				
Pump house (225±sq. ft.)				
Concrete block wall				
Heating (21,300±sq. ft)				
Heating pool water				
Additional space for boiler (200±sq. ft.)				
Architectural and County Engineer services				
.04 Landscaping and Sprinkler System				
.05 Parking Lot (20,000±sq. ft.)				
.06 Chain Link Fence (1,700±lin. ft.)				
Total, Franklin Delano Roosevelt Park Swimming Pool and Bathhouse				
Garvey Memorial Recreation Center, (8784) (1) Emerson Place and Kilbourne Avenue, Wilmar District—To provide recreational facilities; no other park in this vicinity.				
.01 Swimming Pool Improvements				
Concrete block shelter for filter tanks (1,750±sq. ft.)			9,190	
Architectural and County Engineer services		910	500	
.05 Land Acquisition				
Total, Garvey Memorial Recreation Center		910	9,690	
General Charles S. Farnsworth Park, (8785) (5) Lake and Mount Curve Avenue, Altadena—To increase recreational facilities.				
.01 Cesspool and Leaching Beds, Davis Memorial Building			3,150	
.02 Fencing				
Baseball field (400±lin. ft. 12′)			2,000	
Concha Street (700±lin. ft. 5′)			1,750	
Adjacent to tennis courts (240±lin. ft. 4′)			600	
Kickball field (36±lin. ft. 6′)			150	
Retaining wall tennis courts (200±lin. ft. 4′)			400	
Basketball courts (180±lin. ft. 4′)			360	
Play area (50±lin. ft. 4′)			100	
Architectural and County Engineer services		300	200	
.05 Recreation Activity Building				
Concrete block building, including kitchen facilities, toilet facilities, septic tank and leaching beds (1,200±sq. ft.)				
Architectural and County Engineer services				
Total, General Charles S. Farnsworth Park		300	8,710	

CAPITAL PROJECTS—Continued

EXPENDITURES				
Actual Prior Year 1953-54	Actual Current Year to 12-1-54	Estimated Current Year 1954-55	Requested Fiscal Year 1955-56	Allowed Fiscal Year 1955-56
			282,625	
			2,800	
			5,500	
			5,500	
			296,425	
			10,600	10,600
			33,500	
52,926.29		**1,700**	**44,100**	**10,600**
			3,150	3,150
			5,860	5,860
			23,100	
8,416.35	**345.33**	**13,000**	**32,110**	**9,010**

CAPITAL PROJECTS—Continued

Project Number, Title, Location, Description	Allowed Amount is for Land	Plans	Constr.	Equip.
RECREATION—Continued				
Department of Parks and Recreation—Continued				
Parks and Playgrounds—Continued				
General Scott Park, (8775) (4) 23410 Catskill Avenue, Wilmington—To provide initial park facilities for a rapidly developing community.				
.01 New Softball Field				
Grading			1,000	
Backstop			2,000	
Lighting			10,000	
Architectural and County Engineer services		1,300	1,000	
.04 County Engineer services for 1954-55 Contract			800	
Total, General Scott Park		**1,300**	**14,800**	
Irwindale Park, (8834) (1) Irwindale—To provide recreational area in isolated community south of San Dimas.				
.04 Comfort Station, Including Cess Pool and Leaching System, and Drinking Fountains (260±sq. ft.)		300	5,200	
Jane Reynolds Park, (8789) (5) Elm and J Streets, Lancaster—To provide recreational facilities for a community which has no other existing formal park development.				
.01 Lighting Improvements				
Floodlighting, tennis courts, basketball court and amphitheater				
Architectural and County Engineer services				
.05 Site Improvements				
Landscaping and sprinkler system (2½±acres)				
Architectural and County Engineer services				
Total, Jane Reynolds Park				

CAPITAL PROJECTS—Continued

EXPENDITURES				
Actual Prior Year 1953-54	Actual Current Year to 12-1-54	Estimated Current Year 1954-55	Requested Fiscal Year 1955-56	Allowed Fiscal Year 1955-56
			15,300	15,300
			800	800
1,510.91	1,060.74	22,900	16,100	16,100
5,211.17		5,400	5,500	5,500
			27,100	
			7,400	
1,026.86		1,500	34,500	

CAPITAL PROJECTS—Continued

Project Number, Title, Location, Description	Allowed Amount is for Land	Plans	Constr.	Equip.
RECREATION—Continued				
Department of Parks and Recreation—Continued				
Parks and Playgrounds—Continued				
Jane Reynolds Park, Swimming Pool, (8790) (5)—To provide recreation and youth education facilities.				
.01 Bathhouse and Swimming Pool				
Type III building (2,500± sq. ft.)				
Utilities				
Walks (4,500± sq. ft.)				
Swimming pool (6,000± sq. ft.)				
Pump house (225± sq. ft.)				
Concrete block wall				
Heating pool deck (15,000± sq. ft.)				
Heating pool water				
Additional space for boiler room (200± sq. ft.)				
Cover for pool (14,000± sq. ft.)				
Architectural and County Engineer services				
.04 Landscaping and Sprinkler System				
.05 Parking Lot (20,000± sq. ft.)				
.06 Chain Link Fence (1,700± lin. ft.)				
Total, Jane Reynolds Park, Swimming Pool				
Ladera Park, (8833) (2) Slauson Avenue and Ladera Park Drive—To provide additional facilities for one of the most used areas in the County Park System.				
.01 Storm Drain				
Install 69″ reinforced concrete pipe from north to south end of park (1,200± lin. ft.)				
Architectural and County Engineer services				
.02 Picnic Shelter (1,200± sq. ft.)			2,400	
Total, Ladera Park			**2,400**	
Lakewood Golf Course, (8791) (1) 3101 East Carson Boulevard, Lakewood—To provide for the development, maintenance, and protection of a County-operated recreational facility.				
.01 Fencing				
Chain link fence (19,300± lin. ft.)				
Architectural and County Engineer services				
.02 Comfort Stations, Including Leaching Lines and Drinking Fountains (260± sq. ft. ea.) (2)				
.03 Replace ⅓ of Water System		2,000	28,000	
Total, Lakewood Golf Course		**2,000**	**28,000**	

CAPITAL PROJECTS—Continued

EXPENDITURES				
Actual Prior Year 1953-54	Actual Current Year to 12-1-54	Estimated Current Year 1954-55	Requested Fiscal Year 1955-56	Allowed Fiscal Year 1955-56
			284,020	
			2,640	
			5,500	
			5,600	
			297,760	
			52,760	
			2,400	2,400
	196.11	425	**55,160**	**2,400**
			82,700	
			11,000	
			30,000	30,000
			123,700	**30,000**

CAPITAL PROJECTS—Continued

Project Number, Title, Location, Description	Allowed Amount is for Land	Plans	Constr.	Equip.
RECREATION—Continued				
Department of Parks and Recreation—Continued				
Parks and Playgrounds—Continued				
Lambert Park (Formerly Ranchito Park), (8839) (1) North El Monte—To provide recreational facilities.				
.03 Fencing, Tots' Area			600	
Lawndale Community Center Park, (8793) (2)—Lawndale—Park site needed close to present community center; Alondra Park is four miles away.				
.02 Sewer Connections, Community Building to Public Sewer (200± lin. ft.)			1,500	
.03 Alterations, Community Building		500	4,500	
Total, Lawndale Community Center Park		**500**	**6,000**	
Lennox Park, (8794) (2) Lennox and Gordon—South Condon Avenue—To provide needed facilities in an ever increasing area.				
.03 Land Acquisition				
Loma Alta Park, (8835) (5) Loma Alta Street and Lincoln Avenue, West Altadena—To provide much needed recreational facilities in a heavily populated area.				
.01 Rest Room, Including Septice Tank and Leaching System, and Drinking Fountains (260± sq. ft.)				
.02 Bathhouse and Swimming Pool				
Type III building (5,400± sq. ft.)				
Utilities				
Concrete walks (4,500± sq. ft.)				
Swimming pool (9,900± sq. ft.)				
Pump house (225± sq. ft.)				
Concrete block wall				
Heating pool deck (21,300± sq. ft.)				
Heating pool water				
Additional space for boiler room (200± sq. ft.)				
Architectural and County Engineer services				
.03 Landscaping and Sprinkler System				
.04 Parking Lot (20,000± sq. ft.)				
.05 Chain Link Fence (1,700± lin. ft.)				
Total, Loma Alta Park				
Marine Park, (8836) (4) Marine Avenue and Manhattan Beach Boulevard—To provide an inland water recreation area.				
.01 Land Acquisition				

CAPITAL PROJECTS—Continued

EXPENDITURES				
Actual Prior Year 1953-54	Actual Current Year to 12-1-54	Estimated Current Year 1954-55	Requested Fiscal Year 1955-56	Allowed Fiscal Year 1955-56
1,632.38		2,800	600	600
			1,500	1,500
			5,000	5,000
			6,500	**6,500**
5,402.19		600	48,000	
			5,200	
			284,425	
			2,800	
			5,500	
			5,500	
3,767.84		**5,200**	**303,425**	
			25,000	

CAPITAL PROJECTS—Continued

Project Number, Title, Location, Description	Allowed Amount is for Land	Plans	Constr.	Equip.
RECREATION—Continued				
Department of Parks and Recreation—Continued				
Parks and Playgrounds—Continued				
Melville J. Courson Park (Formerly Palmdale Park No. 2), (8798) (5) Adjoining High School, Palmdale—To provide needed facilities.				
.01 Community Building				
Type III construction (12,000±sq. ft.)				
Utilities				
Walks				
Curbs (630±lin. ft.)				
Architectural and County Engineer services				
.04 Fence Tots Area (160±lin. ft.)			600	
.05 Equipment Required for Community Building				
Total, Melville J. Courson Park			600	
Mona Park, (8800) (4) Mona Boulevard and 121 Street—To provide needed facilities to be used as a cooperative park development with the Mona Elementary School.				
.02 Chain Link Fence, Tots' Area (160±lin. ft.)			600	
.03 Electrical Improvements				
Lighting, parking and entrance area				
Electric service and switchboards				
Switchboard housing				
Architectural and County Engineer services				
Total, Mona Park			600	
Mountain View Park, (8840) (1) Elliott Avenue and Maxon Drive, West El Monte—To provide needed recreational facilities in this new, rapidly developing area.				
.03 Fencing, Tots' Area (200±lin. ft. 4')			600	
H. M. Newhall Memorial Park (8801) (5) Adjoining the William S. Hart Union High School Site—To provide recreational facilities in an urban community, 13 miles from the nearest facility.				
.01 Alterations, LACO No. 2445			825	

CAPITAL PROJECTS—Continued

EXPENDITURES				
Actual Prior Year 1953-54	Actual Current Year to 12-1-54	Estimated Current Year 1954-55	Requested Fiscal Year 1955-56	Allowed Fiscal Year 1955-56
			219,100	
			600	600
			19,943	
160.49		**700**	**239,643**	**600**
			600	600
			12,150	
2,187.00			**12,750**	**600**
2,483.52		550	600	600
52.17			825	825

CAPITAL PROJECTS—Continued

Project Number, Title, Location, Description	Allowed Amount is for Land	Plans	Constr.	Equip.
RECREATION—Continued				
Department of Parks and Recreation—Continued				
Parks and Playgrounds—Continued				
Placerita Canyon State and County Park, (8802) (5) Newhall—Historical monument to commemorate the discovery of gold in Los Angeles County.				
.01 Comfort Station				
Concrete block building, including utilities, septic tank and leaching system (389±sq. ft.)				
Architectural and County Engineer services				
.05 Water Development				
Drill wells (2)				
Install pumps (2 ea.)				
Electric services and controls				
Install 4″ pipe line (1,750±lin. ft.)				
Install 6″ pipe line (350±lin. ft.)				
Water tank (100,000±gal.)				
Architectural and County Engineer services				
.08 Museum Building				
Type V structure (1,800±sq. ft.)				
Air conditioning				
Display cases				
Architectural and County Engineer services				
Total, Placerita Canyon Park				
Plummer Park, (8803) (3) 7377 Santa Monica Boulevard, Hollywood—To provide recreational facilities in a densely populated area.				
.01 Land Acquisition	88,500			
.04 Electrical Improvements				
Service alterations				
Architectural and County Engineer services				
Total, Plummer Park	**88,500**			
Puddingstone Recreation Area, (8804) (1)—To provide lakeside recreational area for all of Los Angeles County.				
.01 Grading and Paving Roads (72,000±sq. ft.)			18,000	
.02 Road Department Services			1,000	
.03 Water Line Extension (2,500±lin. ft.)		750	6,750	
.04 Fishing Pier				
Construct dock and steel pontoon fishing barge			14,000	
Architectural and County Engineer services		1,200	1,000	
.06 Rock Picnic Stoves			3,600	
Total, Puddingstone Recreation Area		**1,950**	**44,350**	

CAPITAL PROJECTS—Continued

EXPENDITURES				
Actual Prior Year 1953-54	Actual Current Year to 12-1-54	Estimated Current Year 1954-55	Requested Fiscal Year 1955-56	Allowed Fiscal Year 1955-56
			17,240	
			36,520	
			35,000	
	205.00	59,240	88,760	
			88,500	88,500
			13,500	
5,560.37			102,000	88,500
			18,000	18,000
			1,000	1,000
			7,500	7,500
			16,200	16,200
			3,600	3,600
8,221.20			46,300	46,300

CAPITAL PROJECTS—Continued

Project Number, Title, Location, Description	Allowed Amount is for Land	Plans	Constr.	Equip.
RECREATION—Continued				
Department of Parks and Recreation—Continued				
Parks and Playgrounds—Continued				
Ranchito Park, (8831) (1)—To provide recreational facilities in a densely populated area as a cooperative park development with the South Ranchito School.				
.01 Baseball Diamond with Backstop and Bleachers				
.04 Paving, Parking Area (5,000± sq. ft.)				
.05 Landscaping and Sprinkler System				
.06 Recreation Building and Comfort Station				
Type III construction (1,215± sq. ft.)				
Utilities				
Plumbing				
Septic tank and leaching system				
Architectural and County Engineer services				
Total, Ranchito Park				
Rio Hondo Park, (8825) (1) 4628 South Orange Street, Montebello—To provide recreational facilities for suburban community.				
.01 Water Development				
Drill well				
Install pump				
Watermain extension				
Architectural and County Engineer services				
Total, Rio Hondo Park				
Roadside Tree Division, Northeastern Service Headquarters, (8806) (5) Eaton Canyon Park—To centralize maintenance, service, and supply operations.				
.01 Service Building				
Type III construction (4,220± sq. ft.)				48,430
Oil storage building (168± sq. ft.)				1,680
Utilities				1,500
Architectural and County Engineer services		1,420		3,000
.02 Gasoline Pumps, Tank and Shelter Island				
.03 A. C. Paving (37,200± sq. ft.)				14,880
.04 Chain Link Fence and Gates (690± lin. ft.)				
.06 Install Incinerator				
Total, Roadside Tree Division, Northeastern Service Headquarters		1,420		69,490

CAPITAL PROJECTS—Continued

EXPENDITURES				
Actual Prior Year 1953-54	Actual Current Year to 12-1-54	Estimated Current Year 1954-55	Requested Fiscal Year 1955-56	Allowed Fiscal Year 1955-56
			8,500	
			1,200	
			2,010	
			33,925	
		61,715	45,635	
			14,300	
		1,200	14,300	
			56,030	56,030
			2,500	
			14,880	14,880
			2,070	
			6,000	
		76,860	81,480	70,910

CAPITAL PROJECTS—Continued

Project Number, Title, Location, Description	Allowed Amount is for Land	Plans	Constr.	Equip.
RECREATION—Continued				
Department of Parks and Recreation—Continued				
Parks and Playgrounds—Continued				
Roadside Tree Division, Southeastern Service Headquarters, (8809) (1) Paramount Park—To centralize maintenance, service, and supply operations.				
.01 Install Incinerator				
Roger Jessup Park, (8853) (5) San Fernando Road and Osborne Avenune, Pacoima—To provide much needed regional recreational facilities in a heavily populated area.				
.01 Comfort Station				
Type III construction (416± sq. ft.)			6,330	
Utilities			5,000	
Plumbing			3,165	
Septic tank and leaching system			3,875	
Architectural and County Engineer services		1,230	1,100	
.02 Install Water Lines (2,000± lin. ft.)			4,000	
Total, Roger Jessup Park		**1,230**	**23,470**	
Rosemead Park, (8811) (1) West El Monte Area, Rosemead Boulevard—To provide needed recreational facilities in a heavily populated area.				
.07 Shallow Water Pool				
Construct pool and appurtenant work			30,000	
Architectural and County Engineer services		3,000	1,000	
Total, Rosemead Park		**3,000**	**31,000**	
Rosemead Park Swimming Pool and Bathhouse, (8812) (1)—To provide recreation and youth education facilities.				
.01 Bathhouse and Swimming Pool				
Type III construction (5,400± sq. ft.)				
Utilities				
Walks (4,500± sq. ft.)				
Swimming pool (9,900± sq. ft.)				
Pump house (225± sq. ft.)				
Concrete block wall				
Heating pool deck (21,300± sq. ft.)				
Heating pool water				
Additional space for boiler room (200± sq. ft.)				
Architectural and County Engineer services				
.03 Landscaping and Sprinkler System				
.04 Parking Lot (20,000± sq. ft.)				
.05 Chain Link Fence (1,700± lin. ft.)				
Total, Rosemead Park Swimming Pool and Bathhouse				

CAPITAL PROJECTS—Continued

EXPENDITURES				
Actual Prior Year 1953-54	Actual Current Year to 12-1-54	Estimated Current Year 1954-55	Requested Fiscal Year 1955-56	Allowed Fiscal Year 1955-56
612 19			6,000	
			20,700	20,700
			4,000	4,000
			24,700	**24,700**
			34,000	34,000
20,979.47		**4,000**	**34,000**	**34,000**
			282,625	
			2,800	
			5,500	
			5,500	
		256,850	**296,425**	

CAPITAL PROJECTS—Continued

Project Number, Title, Location, Description	Allowed Amount is for Land	Plans	Constr.	Equip.
RECREATION—Continued				
Department of Parks and Recreation—Continued				
Parks and Playgrounds—Continued				
San Dimas Canyon Park, (8813) (1)—One-Half Mile North of Foothill Boulevard—To provide needed recreational facilities.				
.01 General Improvements				
Water line extension (200±lin. ft.)			600	
Picnic stoves (6)			5,400	
.03 Curbs for Parking Lot and Blacktop Service Road		300	4,300	
.07 Land Acquisition	77,500			
.10 Service Building				
Type IV construction (1,120±sq. ft.)			10,050	
Architectural and County Engineer services		800	400	
Total, San Dimas Canyon Park	**77,500**	**1,100**	**20,750**	
Southeast Sports Center, (8855) (3) South of Florence Boulevard, West of the Rio Hondo River—To provide facilities for a regional sports center.				
.01 Land Acquisition	200,000			
.02 Initial Development				
Total, Southeast Regional Sports Center Park	**200,000**			

CAPITAL PROJECTS—Continued

EXPENDITURES				
Actual Prior Year 1953-54	**Actual Current Year** to 12-1-54	**Estimated Current Year** 1954-55	**Requested Fiscal Year** 1955-56	**Allowed Fiscal Year** 1955-56
			6,000	6,000
			4,600	4,600
			77,500	77,500
			11,250	11,250
12,662.70		**28,000**	**99,350**	**99,350**
			180,000	200,000
			115,500	
			295,500	**200,000**

CAPITAL PROJECTS—Continued

Project Number, Title, Location, Description	Allowed Amount is for Land	Plans	Constr.	Equip.
RECREATION—Continued				
Department of Parks and Recreation—Continued				
Parks and Playgrounds—Continued				
Southwest Sportsman's Park, (8814) (2) Century Boulevard and Western Avenue—To provide recreational facilities.				
.03 Baseball and Softball Field Improvement				
Lighting softball field			15,000	
Grading and landscaping baseball field			19,700	
Chain link fence, Century Blvd. (600±lin. ft. 8')			1,800	
Architectural and County Engineer services		2,500	2,000	
.05 Community Building				
Type III Building (19,770±sq. ft)				
Utilities				
Concrete walks				
Architectural and County Engineer services				
.07 Playground Improvements				
Merry-go-round			350	
Swings			175	
Tetherball courts (2)			150	
Concrete footings for bleachers (4 sections)			1,000	
Fence tots area			800	
Sandbox and pergola			2,000	
.10 Bathhouse and Swimming Pool				
Type III building (5,400±sq. ft.)				
Utilities				
Walks (4,500±sq. ft.)				
Swimming Pool (9,900±sq. ft.)				
Pump house (225±sq. ft.)				
Concrete block wall				
Heating, pool deck (21,300±sq. ft.)				
Heating, pool water				
Additional space for boiler room (200±sq. ft.)				
Architectural and County Engineer services		18,600		
.11 Sewer Connection with Pump, Century Ave.			1,800	
.12 Pitch and Putt Course				
Grading, landscaping and utilities				
Comfort station, including plumbing, utilities and 6" sewer line				
Architectural and County Engineer services				
.13 Equipment Required for Community Building				14,511
Total Southwest Sportsman's Park		**21,100**	**44,775**	**14,511**

CAPITAL PROJECTS—Continued

EXPENDITURES				
Actual Prior Year 1953-54	Actual Current Year to 12-1-54	Estimated Current Year 1954-55	Requested Fiscal Year 1955-56	Allowed Fiscal Year 1955-56
			41,000	41,000
			225,400	
			4,475	4,475
			283,625	18,600
			1,800	1,800
			41,900	
			19,950	14,511
5,898.31		**221,740**	**618,150**	**80,386**

CAPITAL PROJECTS—Continued

Project Number, Title, Location, Description	Allowed Amount is for Land	Plans	Constr.	Equip.
RECREATION—Continued				
Department of Parks and Recreation—Continued				
Parks and Playgrounds—Continued				
Tapia Park, (8815) (5) Malibu Creek and Las Virgenes Road, Malibu District—To provide recreational facilities in a natural setting.				
.03 Comfort Station				
Concrete block toilet building (416± sq. ft.)				
Utilities				
Chemical toilets with metal tank (4±)				
Architectural and County Engineer services				
.05 Parking Lot				
Paving, striping and bumper strips, existing parking lot (19,200± sq. ft.)				
New parking lot, including grading, paving, bumper strips and driveway with curbs (52,500± sq. ft.)				
Architectural and County Engineer services				
.08 Water Development				
Drill well				
Install pump				
Water lines (1,030± lin. ft.)				
Electric service and controls				
Storage tank (500,000± gals.)				
Architectural and County Engineer services				
.12 Replace 4″ Pipe from Existing Well to Storage Tank				
Total, Tapia Park				

CAPITAL PROJECTS—Continued

EXPENDITURES				
Actual Prior Year 1953-54	Actual Current Year to 12-1-54	Estimated Current Year 1954-55	Requested Fiscal Year 1955-56	Allowed Fiscal Year 1955-56
			11,500	
			20,425	
			39,500	
			3,150	
34,021.67	**499.46**	**5,700**	**74,575**	

CAPITAL PROJECTS—Continued

Project Number, Title, Location, Description	Allowed Amount is for Land	Plans	Constr.	Equip.
RECREATION—Continued				
Department of Parks and Recreation—Continued				
Parks and Playgrounds—Continued				
Trails, Riding and Hiking, (8816) Los Angeles County—To provide facilities for a fast growing recreational activity on a County-wide basis.				
.05 Two Ramps—Rio Hondo and Whittier Blvd.			1,500	
.06 Two Ramps—Rio Hondo and Beverly Blvd.			1,500	
.11 Two Ramps—Rio Hondo and Valley Blvd.			2,000	
.12 Two Ramps—Rio Hondo and Ramona Freeway			2,000	
.13 Two Ramps—Los Angeles River and Rosecrans			1,500	
.14 Two Ramps—Los Angeles River and Compton Blvd.			1,500	
.15 Two Ramps—Los Angeles River and Olive St.			1,500	
.16 Two Ramps—Los Angeles River and Atlantic Blvd.			1,500	
.18 Two Ramps—Los Angeles River and Long Beach Blvd.			1,500	
.19 Three Ramps—Los Angeles River and Del Amo			2,250	
.20 Two Ramps—Los Angeles River and Union Pacific R/W			1,500	
.21 Two Ramps—Los Angeles River and Pacific Electric R/W			1,500	
.25 Two Ramps—Rio Hondo and Lower Azusa			2,000	
.26 Two Ramps—Los Angeles River and Artesia			1,500	
.27 Construct Concrete Underpass, Taos Road, Altadena		500	4,500	
.28 Land Acquisition	30,000			
Total, Trails, Riding and Hiking	**30,000**	**500**	**27,750**	
Two Strike Park, (8843) (5) Rosemont, North of Orange, La Crescenta—To provide much needed recreational facilities in a densely populated area.				
.03 Comfort Station, Including Leaching System and Drinking Fountains			6,050	

CAPITAL PROJECTS—Continued

EXPENDITURES				
Actual Prior Year 1953-54	Actual Current Year to 12-1-54	Estimated Current Year 1954-55	Requested Fiscal Year 1955-56	Allowed Fiscal Year 1955-56
			1,500	1,500
			1,500	1,500
			2,000	2,000
			2,000	2,000
			1,500	1,500
			1,500	1,500
			1,500	1,500
			1,500	1,500
			1,500	1,500
			2,250	2,250
			1,500	1,500
			1,500	1,500
			2,000	2,000
			1,500	1,500
			5,000	5,000
			30,000	30,000
4,339.83		1,750	58,250	58,250
3,167.93		2,000	6,050	6,050

CAPITAL PROJECTS—Continued

Project Number, Title, Location, Description	Allowed Amount is for Land	Plans	Constr.	Equip.
RECREATION—Continued				
Department of Parks and Recreation—Continued				
Parks and Playgrounds—Continued				
Val Verde Park, (8817) (5) Little San Martinez Canyon on Piru Road—To provide needed facilities for increase in population.				
.01 Comfort Station, Including Leaching System and Drinking Fountains, Eureka Villa Section				
.03 General Improvements				
Construct drainage from tank to creek (400±lin. ft.)			2,000	
Rustic type picnic stoves (4)				
Water line extension and 6 drinking fountains (200±lin. ft.)				
Landscaping (25,000±sq. ft.)				
.08. Comfort Station, Including Leaching System and Drinking Fountains, Adjacent to Baseball Diamond			6,500	
.09 Chain Link Fench, Well and Water Storage Area (500±lin ft. 4')			1,000	
.10 Water Development				
Rehabilitate abandoned oil well				
Install pump				
Electric service and controls				
Water tank (100,000±gals.)				
Water lines (3,200±lin. ft.)				
Architectural and County Engineer services				
Total, Val Verde Park			9,500	
West Hollywood Park, (8819) (3) Santa Monica and San Vicente Boulevard, West Hollywood District—To provide needed recreational facilities.				
.04 Parking Lot				
Grading			1,000	
Paving (20,000±sq. ft.)			5,000	
Curbs (180±lin. ft.)			360	
.05 Road Department Services			600	
Total, West Hollywood Park			6,960	

CAPITAL PROJECTS—Continued

EXPENDITURES				
Actual Prior Year 1953-54	Actual Current Year to 12-1-54	Estimated Current Year 1954-55	Requested Fiscal Year 1955-56	Allowed Fiscal Year 1955-56
			6,500	
			7,150	2,000
			6,500	6,500
			1,000	1,000
			26,400	
10,322.06	**745.97**	**2,700**	**47,550**	**9,500**
			6,360	6,360
			600	600
639.99		1,000	6,960	6,960

CAPITAL PROJECTS—Continued

Project Number, Title, Location, Description	Allowed Amount is for Land	Plans	Constr.	Equip.
RECREATION—Continued				
Department of Parks and Recreation—Continued				
Parks and Playgrounds—Continued				
West Hollywood Park, Swimming Pool and Bathhouse, (8820) (3)—To provide recreation and youth education facilities.				
.01 Swimming Pool and Bathhouse				
Bathhouse, type III construction (5,400± sq. ft.)				
Utilities				
Walks (4,500± sq. ft.)				
Swimming pool (9,900± sq. ft.)				
Pump house (225± sq. ft.)				
Concrete block wall				
Landscaping and sprinkler system				
Parking lot (20,000± sq. ft.)				
Chain link fence (1,700± lin. ft.)				
Heating, pool deck (21,260± sq. ft.)				
Heating, pool water				
Additional space for boiler room (200± sq. ft.)				
Architectural and County Engineer services				
Total, West Hollywood Park Swimming Pool and Bathhouse				
Western Avenue Golf Course, (8818) (2)—12009 South Western Avenue—To provide regional recreational facilities.				
.03 Water Development				
Install water main to supply lower lake			6,600	
Install hydraulic controls			500	
Rehabilitate well and pump			3,700	
Metropolitan Water District water main connection			24,000	
Replace ⅓ of existing water system			28,000	
Architectural and County Engineer services		2,750	1,250	
.04 New Starter House (144± sq. ft.)		208	2,592	
.05 Clubhouse Addition				
Wood frame structure (2,600± sq. ft.)			39,000	
Reroof existing structure (75± squares)			3,960	
Architectural and County Engineer services		3,409	1,705	
.06 Paving, Service Yard Area (50,000± sq. ft.)			12,000	
.07 Men's Rest Room (260± sq. ft.)		300	5,200	
Total, Western Avenue Golf Course		**6,667**	**128,507**	

CAPITAL PROJECTS—Continued

EXPENDITURES				
Actual Prior Year 1953-54	Actual Current Year to 12-1-54	Estimated Current Year 1954-55	Requested Fiscal Year 1955-56	Allowed Fiscal Year 1955-56
			296,425	
			296,425	
			66,800	66,800
			2,800	2,800
			48,074	48,074
			12,000	12,000
			5,500	5,500
		20,934	**135,174**	**135,174**

CAPITAL PROJECTS—Continued

Project Number, Title, Location, Description	Allowed Amount is for Land	Plans	Constr.	Equip.
RECREATION—Continued				
Department of Parks and Recreation—Continued				
Parks and Playgrounds—Continued				
Whittier Narrows Park, (8821) (1)—To provide funds for development plans for 2,200-acre regional park to be constructed within the Whittier Narrows Dam project area.				
.02 Water Development				
Two wells, electric service, water lines, dam and weir				
Architectural and County Engineer services				
.03 Fishing Lake				
Site clearance, excavation, and improvements				
Architectural and County Engineer services				
.04 General Development				
Miscellaneous improvements			175,000	
Architectural and County Engineer services				
Total, Whittier Narrows Park			**175,000**	
Will Rogers Memorial Park, (8822) (2) Watts District—To provide needed recreational facilities in a heavily populated area.				
.01 Comfort Station and Change Rooms, Hardball Field				
Concrete block building (1,560±sq. ft.)			19,000	
Plumbing			7,000	
Utilities			3,500	
Architectural and County Engineer services		2,400	2,300	
.04 Lighting				
Walks, Community Building		300	1,500	
Picnic area			800	
Service yard area			700	
.06 General Development, West Area			300,000	
Total, Will Rogers Memorial Park		2,700	334,800	

CAPITAL PROJECTS—Continued

EXPENDITURES				
Actual Prior Year 1953-54	Actual Current Year to 12-1-54	Estimated Current Year 1954-55	Requested Fiscal Year 1955-56	Allowed Fiscal Year 1955-56
			69,150	
			258,600	
			1,000,000	175,000
		258,600	**1,327,750**	**175,000**
			34,200	34,200
			3,300	3,300
			300,000	300,000
697.95		**150**	**337,500**	**337,500**

CAPITAL PROJECTS—Continued

Project Number, Title, Location, Description	Allowed Amount is for Land	Plans	Constr.	Equip.
RECREATION—Continued				
Department of Parks and Recreation—Continued				
Parks and Playgrounds—Continued				
Will Rogers Memorial Park Swimming Pool and Bathhouse, (8823) (2)—To provide recreation and youth education facilities.				
.07 County Engineer Services for 1954-55 Contract				
.10 Swimming Pool Housing				
Construction (18,900± sq. ft.)				
Install space heaters				
Install boilers				
Heating, pool water				
Architectural and County Engineer services				
Total, Will Rogers Memorial Park, Swimming Pool and Bathhouse				
William S. Hart Park, (8829) (5) Newhall—To provide for the continuing development of a Regional Park in compliance with the gift agreement.				
.01 Park Office and Comfort Station				
Concrete block building (720± sq. ft.)				
Plumbing				
Septic tank and leaching beds				
Electric service				
Architectural and County Engineer services				
.03 Road Paving, Including Offset Parking (1.5± mi.)				
.04 Mountain Motorway System for Fire Prevention and Protection				
.05 Water Development, Including Steel Ttank (100,000± gal.)				
.06 Electrical System Alterations and Extensions				
.07 Picnic Area Development				
.08 Bronze Plaque in Rustic Concrete Monument (2)				
.09 Comfort Station				
Concrete block building (416± sq. ft.)				
Plumbing				
Electric service				
Septic tank with leaching beds				
Architectural and County Engineer services				
.11 Flag Pole				
Total, William S. Hart Park				
Various Completed Projects				
Total, Parks and Playgrounds	**751,000**	**128,667**	**1,488,837**	**14,511**
TOTAL, RECREATION	**864,600**	**205,707**	**2,744,784**	**14,511**

CAPITAL PROJECTS—Continued

EXPENDITURES				
Actual Prior Year 1953-54	Actual Current Year to 12-1-54	Estimated Current Year 1954-55	Requested Fiscal Year 1955-56	Allowed Fiscal Year 1955-56
			1,000	
			200,100	
208,328.88	9,881.48	16,047	201,100	
			20,550	
			30,000	
			5,200	
			27,500	
			8,000	
			8,800	
			1,500	
			16,448	
			250	
		67,418	118,248	
79,297.79	1,519.73	28,993		
$ 873,633.12	$ 28,649.19	$ 1,760,440	$ 9,080,465	$ 2,383,015
$ 1,309,562.60	$ 35,532.63	$ 1,830,455	$14,830,625	$ 3,829,602

CAPITAL PROJECTS—Continued

Project Number, Title, Location, Description	Allowed Amount is for Land	Plans	Constr.	Equip.
MISCELLANEOUS UNCLASSIFIED				
Hollywood Bowl Parking Development, (8923) (3)—To provide adequate parking facilities for Bowl patrons.				
.02 Parking Lot Development				
Grading and excavation				
Architectural and County Engineer services				
.04 Construction				
Parking lot structures (221,000±sq. ft.)			663,000	
Construct bridge over road (2400±sq. ft.)			19,200	
Concrete stairway			8,000	
Architectural and County Engineer services		17,255	12,000	
.05 Gas System Relocation				
Abandon Southern California gas main			1,500	
Gas main installation (240±lin. ft.)			480	
Install gas pressure regulator (4)			260	
Architectural and County Engineer services		160	200	
Total, Hollywood Bowl Parking Development		**17,415**	**704,640**	
Exterior Painting, Patriotic Hall, (8920) (2)—To provide a presentable appearance of a County building and reduce excessive future maintenance.				
.01 Painting				
Sandblasting and painting				
Architectural and County Engineer services				
Total, Exterior Painting, Patriotic Hall				
Patriotic Hall Parking Facility, (8921)—To provide adequate parking adjacent to County facility in a congested business area.				
.01 Land Acquisition				
.02 Parking Lot Development				
Paving, lighting, fencing and site clearance			17,110	
Architectural and County Engineer services		1,200	1,200	
Total, Patriotic Hall Parking Facility		**1,200**	**18,310**	
Tax Deeded Land Purchase, (8922)				
.01 Land Acquisition	20,000			
TOTAL, MISCELLANEOUS UNCLASSIFIED	**20,000**	**18,615**	**722,950**	
TOTAL, CAPITAL PROJECTS	**6,108,850**	**1,077,188**	**28,506,964**	**248,697**

CAPITAL PROJECTS—Continued

EXPENDITURES				
Actual Prior Year 1953-54	Actual Current Year to 12-1-54	Estimated Current Year 1954-55	Requested Fiscal Year 1955-56	Allowed Fiscal Year 1955-56
$	$	$	$ 188,707	$
			719,455	719,455
			2,600	2,600
898,740.27	5,664.67	175,000	**910,762**	**722,055**
			10,180	
			10,180	
			120,000	
			19,510	19,510
			139,510	**19,510**
2,269.89	564.56	3,000	35,000	20,000
$ 901,010.16	**$ 6,229.23**	**$ 178,000**	**$ 1,095,452**	**$ 761,565**
$10,415,772.43	**$ 1,171,698.60**	**$11,686,738**	**$95,599,737**	**$35,941,699**

Interest and Debt Redemption

Total Appropriations	**$1,424,571**

Interest and Debt Redemption

Payment of principal and interest maturities on the general obligation bonded indebtedness of Los Angeles County.

APPROPRIATIONS $1,424,571

Classification	EXPENDITURES Actual Prior Year 1953-54	Actual Current Year To 12-1-54	Estimated Current Year 1954-55	Requested Fiscal Year 1955-56	Allowed Fiscal Year 1955-56
INTEREST AND DEBT REDEMPTION					
Contagious Disease Hospital					
Interest on Bonds	$ 102,812.50	$ 50,625.00	$ 98,438	$ 92,813	$ 92,813
Redemption of Bonds	250,000.00	250,000.00	250,000	250,000	250,000
Juvenile Hall Center					
Interest on Bonds	58,187.50	27,562.50	55,125	52,063	52,063
Redemption of Bonds	175,000.00		175,000	175,000	175,000
Juvenile Hall No. 2					
Interest				58,800	58,800
Redemption of Bonds				100,000	100,000
Osteopathic Hospital					
Interest				276,600	207,450
Redemption of Bonds				465,000	465,000
Wayside Honor Rancho					
Interest				46,890	23,445
Redemption of Bonds				80,000	
TOTAL INTEREST AND DEBT REDEMPTION	$ 586,000.00	$ 328,187.50	$ 578,563	$1,597,166	$1,424,571

Special District Funds

UNDER THE CONTROL AND SUPERVISION OF THE BOARD OF SUPERVISORS

Summary of Special District Budgets

Name of Fund	APPROVED BUDGET REQUIREMENTS Appropriations	Unappropriated Reserve	General Reserve	Estimated Delinquency	Total
Fire Protection Districts					
Altadena	$ 294,834	$ 15,604	$ 79,817	$ 15,550	$ 405,805
Consolidated	6,063,043	401,148	1,553,540	321,448	8,339,179
East Los Angeles	905,335	44,189	224,770	45,767	1,220,061
Lancaster	91,771	4,221	20,728	4,871	121,591
Palmdale	47,074	2,039	6,642	2,472	58,227
Universal City	106,889	6,153	32,473	5,932	151,447
Total Fire Protection Districts	$ 7,508,946	$ 473,354	$1,917,970	$ 396,040	$10,296,310
Flood Control District					
General Maintenance	$29,667,291	$ 300,000	$1,000,000	$ 370,881	$31,338,172
General I & S (Voted Bonds)	1,399,262		1,184,960	27,737	2,611,959
General I. & S. (Storm Drain Bonds)	7,632,938		1,043,126	150,408	8,826,472
General I & S (Non-voted Bonds)	258,377				258,377
D. I. D. Maintenance	376,522	34,152	20,000	7,058	437,732
D. I. D. I & S.	12,487		5,691	632	18,810
Zone I Maintenance	610,000			12,448	622,448
Zone II Maintenance	263,000			5,367	268,367
Total Flood Control District	$40,219,877	$ 334,152	$3,253,777	$ 574,531	$44,382,337
Garbage Disposal Districts					
Athens-Woodcrest-Olivita	$ 46,444	$ 4,605	$ 19,185	$ 2,401	$ 72,635
Bellflower	65,775	6,535	27,231	2,769	102,310
Belvedere	205,174	20,330	84,710	9,433	319,647
Clifton Heights	4,267	424	1,767	221	6,679
Downey	85,891	8,521	35,506	4,186	134,104
Firestone	186,375	18,515	77,148	8,015	290,053
Malibu	26,962	2,691	11,213	1,328	42,194
Mayfair	30,307	3,015	12,560	1,248	47,130
Mesa Heights	34,168	3,390	14,125	1,881	53,564
Norwalk	24,055	2,375	9,900	1,171	37,501
San Dimas	3,822	379	1,577	198	5,976
South Lakewood	18,915	1,879	7,827	988	29,609
Walnut Park	27,057	2,684	11,181	1,384	42,306
West Hollywood-Sherman	88,341	8,764	36,515	3,253	136,873
Total Garbage Disposal Districts	$ 847,553	$ 84,107	$ 350,445	$ 38,476	$ 1,320,581
Lighting Districts					
Altadena	$ 18,302	$ 1,820	$ 7,584	$ 899	$ 28,605
American Manor	3,180	318	1,325	144	4,967
Angeles Vista	3,960	396	1,650	195	6,201
Artesia	15,507	1,450	6,045	388	23,390
Artesia (Zone I)	1,638			86	1,724
Athens	5,108	510	2,128	234	7,980
Avalon Village	715	71	297	29	1,112
Baldwin Park	37,342	3,054	12,726	1,661	54,783
Bandini	4,101	410	1,708	176	6,395
Bell	38,353	2,735	11,397	1,470	53,955
Bellflower	32,352	3,135	13,064	1,518	50,069
Bell Gardens	26,218	2,621	10,925	1,246	41,010
Belvedere	30,881	2,138	8,909	1,101	43,029
Broadland	15,208	592	2,469	961	19,230
California	11,665	565	2,358	767	15,355
Carmenita	953	95	397	47	1,492
Casa Venida	7,785	778	3,244	299	12,106
Central Gardens	2,623	262	1,093	131	4,109
City Terrace	18,666	1,126	4,694	783	25,269
Clearwater	12,561	1,196	4,984	562	19,303
Colima	10,085	329	1,374	620	12,408
Crenshaw	9,287	928	3,869	461	14,545
Crenshaw (Zone 1)	9,438			496	9,934
Crenshaw Villa	8,922	892	3,717	656	14,187
Crescent Heights	21,518	1,076	4,487	1,013	28,094
Cudahy	6,079	607	2,533	287	9,506
Del Aire	18,263	1,826	7,610	911	28,610

By Funds - Fiscal Year 1955-56 - Table 2A

Available Funds	Amount to be Raised by Tax Levy	Unsecured Levy	Secured Levy	Tax Rate Per $100 of Assessed Val.
$ 87,394	$ 318,411	$ 7,401	$ 311,010	$
1,466,134	6,873,045	444,075	6,428,970	
221,289	998,772	83,431	915,341	
18,505	103,086	5,658	97,428	
6,786	51,441	1,992	49,449	
31,318	120,129	1,472	118,657	
$ 1,831,426	**$ 8,464,884**	**$ 544,029**	**$ 7,920,855**	
$12,679,197	$18,658,975	$ 114,900	$18,544,075	$
1,208,054	1,403,905	17,051	1,386,854	
1,204,070	7,622,402	101,992	7,520,410	
253,756	4,621	4,621		
84,000	353,732	796	352,936	
6,009	12,301	159	12,642	
	622,448		622,448	
	268 367		268,367	
$15,435,086	**$28,947,251**	**$ 239,519**	**$28,707,732**	**$**
$ 22,684	$ 49,951	$ 1,920	$ 48,031	$
37,223	65,087	9,697	55,390	
102,703	216,944	28,284	188,660	
2,232	4,447	21	4,426	
40,596	93,508	9,773	83,735	
93,502	196,551	36,243	160,308	
13,165	29,029	2,466	26,563	
19,978	27,152	2,181	24,971	
15,646	37,918	290	37,628	
12,276	25,225	1,789	23,436	
1,835	4,141	180	3,961	
9,752	19,857	87	19,770	
13,828	28,478	784	27,694	
49,662	87,211	22,138	65,073	
$ 435,082	**$ 885,499**	**$ 115,853**	**$ 769,646**	**$**
$ 10,303	$ 18,302	$ 304	$ 17,998	$
1,984	2,983	94	2,889	
2,177	4,024	122	3,902	
12,949	10,441	2,663	7,778	
	1,724		1,724	
3,083	4,897	205	4,692	
522	590		590	
19,815	34,968	1,733	33,235	
2,378	4,017	479	3,538	
21,834	32,121	2,703	29,418	
17,481	32,588	2,223	30,365	
14,475	26,535	1,613	24,922	
18,180	24,849	2,821	22,028	
	19,230		19,230	
	15,355		15,355	
535	957	16	941	
5,726	6,380	388	5,992	
1,427	2,682	44	2,638	
9,020	16,249	578	15,671	
6,903	12,400	1,151	11,249	
	12,408		12,408	
5,218	9,327	100	9,227	
	9,934		9,934	
1,051	13,136	15	13,121	
6,803	21,291	1,018	20,273	
3,407	6,099	358	5,741	
9,949	18,661	438	18,223	

SUMMARY OF SPECIAL DISTRICT BUDGETS

Name of Fund	APPROVED BUDGET REQUIREMENTS				
	Appropriations	Unappropriated Reserve	General Reserve	Estimated Delinquency	Total
Lighting Districts—Continued					
Dolores	6,798	219	915	352	8,284
Downey	14,646	1,404	5,852	615	22,517
Duarte	809	80	337	40	1,266
Dumont	4,563	159	666	283	5,671
Dunrobin	9,001	408	1,703	584	11,696
Eastland	2,104	210	876	93	3,283
Eastmont	14,966	846	3,527	604	19,943
El Nido	794	79	330	41	1,244
Fairgreen	16,090	743	3,096	1,048	20,977
Foxdale	4,403	159	664	227	5,453
Gardendale	32,105	1,244	5,187	2,028	40,564
Garvey	16,371	1,637	6,821	800	25,629
Graham	38,436	1,812	7,551	1,705	49,504
Greenleaf	4,715	431	1,798	281	7,225
Gridley	67,048	2,375	9,899	4,174	83,496
Hondo	1,864	186	776	88	2,914
Imperial Crest	9,817	981	4,090	516	15,404
Imperial Crest (Zone I)	1,560			82	1,642
Industrial	2,147	214	894	89	3,344
Jefferson	44,158	4,135	17,230	2,263	67,786
Kagel Canyon	1,325	132	552	66	2,075
Kern	32,388	2,223	9,266	1,139	45,016
La Canada	7,060	599	2,496	327	10,482
La Crescenta	2,438	243	1,015	108	3,804
Lake Marie	46,707	1,605	6,689	2,894	57,895
Lakeview	8,226	268	1,120	506	10,120
Lakewood	13,667	1,366	5,695	631	21,359
Lancaster	28,786	2,878	11,995	1,380	45,039
Lancaster Heights	451	45	187	22	705
Lawndale	41,566	4,156	17,320	1,948	64,990
Layton Vista	3,032	293	1,221	151	4,697
Liggett	7,893	274	1,143	490	9,800
Lincoln	3,436	289	1,204	109	5,038
Lomita	18,715	1,871	7,798	1,104	29,488
Longden	15,232	1,463	6,097	727	23,519
Los Nietos	4,525	452	1,885	234	7,096
Lubec	3,452	345	1,438	175	5,410
Lucile	3,053	110	459	190	3,812
Lugo	1,931	193	804	76	3,004
Manhattan	1,334	113	472	67	1,986
Mayfair	339	33	141		513
McCarthy	12,300	1,230	5,125	481	19,136
Melrose	31,205	2,213	9,223	1,085	43,726
Michillinda	12,672	989	4,124	598	18,383
Mines	18,733	1,873	7,806	897	29,309
Miramonte-Florence	56,089	4,853	20,226	2,448	83,616
Moneta	13,280	1,318	5,492	648	20,738
Montrose	2,600	260	1,083	129	4,072
Nestor	6,289	192	800	383	7,664
Newhall	11,977	1,197	4,990	599	18,763
Norwalk	11,351	1,135	4,729	513	17,728
Palmdale	9,888	988	4,120	426	15,422
Pasadena Boulevard	22,561	1,466	6,109	915	31,051
Pico	33,619	2,831	11,800	1,503	49,753
Pico (Zone I)	18,330			964	19,294
Pico (Zone II)	5,382			283	5,665
Piedmont	9,229	922	3,846	435	14,432
Poppy Fields	7,141	364	1,517	282	9,304
Potrero	6,708	670	2,795	303	10,476
Puente	5,301	430	1,792	261	7,784
Redondo	710	71	295	24	1,100
Rico	24,612	2,317	9,655	1,132	37,716
Rivera	1,052	105	438	38	1,633
Riverside	857	85	357	39	1,338
Rosemead	17,482	1,748	7,284	873	27,387
San Dimas	5,186	478	1,994	256	7,914
Sativa	4,751	475	1,979	222	7,427
Sepulveda	4,949	494	2,062	266	7,771

BY FUNDS—FISCAL YEAR 1955-56—Continued

Available Funds	Amount to be Raised by Tax Levy	Unsecured Levy	Secured Levy	Tax Rate Per $100 of Assessed Val.
1,233	7,051		7,051	
8,471	14,046	1,744	12,302	
453	813		813	
	5,671		5,671	
	11,696		11,696	
1,217	2,066	206	1,860	
7,479	12,464	382	12,082	
406	838	3	835	
	20,977		20,977	
895	4,558		4,558	
	40,564		40,564	
8,929	16,700	696	16,004	
14,314	35,190	1,084	34,106	
1,551	5,674	52	5,622	
	83,496		83,496	
1,000	1,914	141	1,773	
5,019	10,385	50	10,335	
	1,642		1,642	
1,201	2 143	356	1,787	
20,376	47,410	2,135	45,275	
744	1,331	2	1,329	
17,217	27,799	5,017	22,782	
3,863	6,619	70	6,549	
1,387	2,417	253	2,164	
	57,895		57,895	
	10,120		10,120	
8,124	13,235	612	12,623	
14,844	30,195	2,590	27,605	
262	443	2	441	
25,103	39,887	916	38,971	
1,603	3,094	68	3 026	
	9 800		9,800	
2,098	2,940	758	2,182	
6,928	22,560	464	22,096	
8,067	15,452	905	14,547	
2,400	4,696		4,696	
1,888	3,522	10	3,512	
	3,812		3,812	
1,453	1,551	28	1,523	
621	1,365	9	1,356	
54	459	459		
8,890	10,246	616	9,630	
17,023	26,703	4,986	21,717	
6,062	12 321	349	11,972	
11,086	18,223	278	17,945	
28,351	55,265	6,299	48,966	
6,993	13,745	776	12,969	
1,470	2,602	13	2,589	
	7,664		7,664	
6,329	12,434	444	11,990	
6,264	11,464	1,194	10,270	
5,243	10,179	1,658	8,521	
11,553	19,498	1,187	18,311	
16,916	32,837	2,766	30,071	
	19 294		19,294	
	5,665		5,665	
5,311	9,121	407	8,714	
3,618	5,686	40	5,646	
3,746	6,730	660	6,070	
2,413	5,371	148	5,223	
603	497	13	484	
14,051	23,665	1,018	22,647	
688	945	169	776	
441	897	109	788	
9,703	17,684	218	17,466	
2,606	5,308	178	5,130	
2,667	4,760	309	4,451	
2,305	5,466	131	5,335	

SUMMARY OF SPECIAL DISTRICT BUDGETS

Name of Fund	APPROVED BUDGET REQUIREMENTS Appropriations	Unappropriated Reserve	General Reserve	Estimated Delinquency	Total
Lighting Districts—Continued					
Sepulveda (Zone I)	1,170			61	1,231
Stephenson—Laguna	22,602	1,897	7,907	1,051	33,457
Sunglow	4,883	223	929	317	6,352
Sunnyside	9,963	986	4,109	451	15,509
Terradell	2,919	96	403	179	3,597
Trumball	1,705	61	255	106	2,127
Val Verde	1,776	177	740	85	2,778
Vermont Gardens	3,028	170	711	150	4,059
View Heights	9,790	979	4,079	469	15,317
Walnut	690	69	287	32	1,078
Walnut Park	9,573	857	3,572	489	14,491
Wellsford	3,198	93	390	166	3,847
Western	6,429	542	2,262	290	9,523
West Hollywood	31,195	2,019	8,415	1,368	42,997
West Knoll	10,937	993	4,140	335	16,405
West Whittier	1,710	171	712	85	2,678
Willowbrook	13,096	1,299	5,415	500	20,310
Woodcrest	27,111	2,465	10,272	1,322	41,170
Woodcrest (Zone I)	3,432			180	3,612
Total Lighting Districts	$ 1,428,122	$ 107,004	$ 446,035	$ 69,037	$ 2,050,198
Lighting Maintenance Districts					
No. 411	$ 1,559	$ 115	$ 483	$ 77	$ 2,234
No. 540	4,310	351	1,462	226	6,349
No. 588	5,851	455	1,896	277	8,479
No. 625	1,640	124	516	88	2,368
No. 628	1,974	157	655	114	2,900
No. 635	1,042	74	309	49	1,474
No. 669	4,897	227	946	249	6,319
No. 670	1,147	74	311	61	1,593
No. 681	1,936	93	390	101	2,520
No. 691	597	29	123	30	779
No. 721	5,167	416	1,736	196	7,515
No. 738	2,211	121	505	118	2,955
No 760	3,906	128	533	195	4,762
No. 780	5,137	353	1,474	275	7,239
No. 785	1,539	93	391	71	2,094
No. 825	1,324	82	343	71	1,820
No. 859	7,103	335	1,397	334	9,169
No. 865	5,207	320	1,336	320	7,183
No. 900	1,141	84	350	61	1,636
No. 903	13,155	1,215	5,065	685	20,120
No. 941	37,122	1,700	7,084	1,877	47,783
No. 977	7,393	619	2,580	434	11,026
No. 1007	31,774	2,077	8,656	1,628	44,135
No. 1062	2,632	116	484	98	3,330
No. 1254	1,962	116	484	103	2,665
No. 1394	8,591	859	3,579	527	13,556
No. 1395	3,440	344	1,433	163	5,380
No. 1396	1,475	147	614	75	2,311
No. 1400	1,776	177	740	89	2,782
No. 1404					
No. 1408	398	39	165	20	622
No. 1422	1,071	107	446	54	1,678
No. 1423	2,019	201	841	103	3,164
No. 1424	1,118	61	257	59	1,495
No. 1428	2,497	249	1,040	127	3,913
No. 1438	2,002	200	834	100	3,136
No. 1454	1,989	198	828	101	3,116
No. 1455	2,146	214	894	109	3,363
No. 1456	1,147	114	477	57	1,795
No. 1457	1,703	170	709	86	2,668
No. 1467					
No. 1472	939	93	391	48	1,471
No. 1473	1,094	59	247	56	1,456
No. 1499	1,325	132	552	62	2,071
No. 1512	3,054	305	1,272	195	4,826

BY FUNDS—FISCAL YEAR 1955-56—Continued

Available Funds	Amount to be Raised by Tax Levy	Unsecured Levy	Secured Levy	Tax Rate Per $100 of Assessed Val.
	1,231		1,231	
11,229	22,228	1,205	21,023	
	6,352		6,352	
6,110	9,399	365	9,034	
	3,597		3,597	
	2,127		2,127	
1,034	1,744	26	1,718	
1,037	3,022	14	3,008	
5,704	9,613	224	9,389	
420	658	2	656	
4,568	9,923	142	9,781	
525	3,322		3,322	
3,276	6,247	433	5,814	
11,215	31,782	4,410	27,372	
7,650	8,755	2,054	6,701	
951	1,727	26	1,701	
7,199	13,111	3,102	10,009	
13,966	27,204	750	26,454	
	3,612		3,612	
$ 593,636	**$ 1,456,562**	**$ 74,797**	**$ 1,381,765**	**$**
$ 682	$ 1,552	$	$ 1,552	$
1,816	4,533		4,533	
2,929	5,550		5,550	
601	1,767		1,767	
604	2,296		2,296	
491	983		983	
1,326	4,993		4,993	
368	1,225		1,225	
486	2,034		2,034	
170	609		609	
2,927	4,588	658	3,930	
587	2,368		2,368	
859	3,903		3,903	
1,727	5,512		5,512	
659	1,435		1,435	
387	1,433		1,433	
2,180	6,989	303	6,686	
776	6,407		6,407	
399	1,237		1,237	
6,402	13,718		13,718	
10,227	37,556		37,556	
2,337	8,689		8,689	
11,561	32,574		32,574	
1,361	1,969		1,969	
587	2,078		2,078	
3,014	10,542		10,542	
2,114	3,266		3,266	
804	1,507		1,507	
998	1,784		1,784	
218	404		404	
584	1,094		1,094	
1,102	2,062		2,062	
312	1,183		1,183	
1,364	2,549		2,549	
1,124	2,012		2,012	
1,087	2,029		2,029	
1,170	2,193		2,193	
641	1,154		1,154	
932	1,736		1,736	
511	960		960	
332	1,124		1,124	
744	1,327	70	1,257	
914	3,912		3,912	

SUMMARY OF SPECIAL DISTRICT BUDGETS

Name of Fund	APPROVED BUDGET REQUIREMENTS				
	Appropriations	Unappropriated Reserve	General Reserve	Estimated Delinquency	Total
Lighting Maintenance Districts—Continued					
No. 1515	816	81	340	41	1,278
No. 1516	527	21	90	22	660
No. 1517	356	35	148	17	556
No. 1521	4,295	429	1,789	215	6,728
No. 1522	356	35	148	17	556
No. 1528	3,101	153	637	137	4,028
No. 1529	517	51	215	25	808
No. 1535	1,614	161	672	68	2,515
No. 1538	6,772	248	1,034	388	8,442
No. 1559	1,262	126	525	57	1,970
No. 1560	1,056	105	440	53	1,654
No. 1565	1,968	155	649	96	2,868
No. 1575	1,234	83	347	51	1,715
No. 1584	1,070	107	445	53	1,675
No. 1585	451	45	187	21	704
No. 1586	1,840	184	766	92	2,882
No. 1590	695	39	164	36	934
No. 1592	451	45	187	22	705
No. 1600	743	74	309	37	1,163
No. 1608	438	43	182	22	685
No. 1613	4,089	408	1,703	243	6,443
No. 1614	517	51	215	26	809
No. 1615	137,457	12,061	50,259	3,059	202,836
No. 1616	2,745	274	1,143	171	4,333
No. 1617	1,746	174	727	89	2,736
No. 1620	338	33	140	16	527
No. 1621	710	71	295	35	1,111
No. 1622	679	67	283	34	1,063
No. 1623	565	56	235	39	895
No. 1624	1,227	122	511	61	1,921
No. 1625	1,970	197	820	97	3,084
No. 1632	4,816	431	1,798	370	7,415
No. 1633	1,214	121	505	49	1 889
No. 1636	842	84	350	44	1,320
No. 1640	774	77	322	36	1,209
No. 1654	807	80	336	36	1,259
No. 1655	6,672	667	2,780	409	10,528
No. 1660	17,706	1,636	6,817	1,011	27,170
No. 1668	2,706	270	1,127	142	4,245
No. 1669	1,615	161	673	77	2,526
No. 1670	1,743	174	726	83	2,726
No. 1676	11,558	1,155	4,816	595	18,124
No. 1686	615	61	256	31	963
No. 1687	1,776	177	740	118	2,811
No. 1688	5,471	547	2,279	258	8,555
No. 1696	1,163	116	484	92	1,855
No. 1697	2,712	271	1,130	216	4,329
No. 1710	243	24	101	19	387
No. 1712	2,908	290	1,211	232	4,641
No. 1720	1,422	142	592	113	2,269
No. 1728	871	87	363	69	1,390
No. 1741	2,453	245	1,022	195	3,915
No. 1744	5 587	558	2,328	445	8,918
No. 1759	2,296	229	956	183	3,664
No. 1766	1,149	114	478	91	1,832
No. 1769	7,025	702	2,927	560	11,214
No. 1770	1,405	140	585	112	2,242
Total Lighting Maintenance Districts	**$ 458,664**	**$ 37,436**	**$ 156,135**	**$ 20,695**	**$ 672,930**
Park, Recreation and Parkway Districts					
Baldwin Park	$ 71,014	$ 4,970	$ 13,000	$ 3,237	$ 92,221
Bella Vista	4,051	405	732	202	5 390
Montebello Park	32,781	3,278	10,927	1,833	48,819
No. 6—120th and Central	3,600			189	3,789
No. 8—Rosemead	35,143	3,514	9,465	2,374	50,496
Total Park, Recreation and Parkway Districts	**$ 146,589**	**$ 12,167**	**$ 34,124**	**$ 7,835**	**$ 200,715**

BY FUNDS—FISCAL YEAR 1955-56—Continued

Available Funds	Amount to be Raised by Tax Levy	Unsecured Levy	Secured Levy	Tax Rate Per $100 of Assessed Val.
446	832		832	
217	443		443	
199	357		357	
2,415	4,313		4,313	
199	357		357	
1,273	2,755		2,755	
290	518		518	
1,143	1,372		1,372	
674	7,768		7,768	
816	1,154		1,154	
591	1,063		1,063	
943	1,925		1,925	
684	1,031		1,031	
599	1,076		1,076	
271	433		433	
1,034	1,848		1,848	
199	735		735	
253	452		452	
417	746		746	
244	441		441	
1,568	4,875		4,875	
289	520		520	
141,643	61,193		61,193	
904	3,429		3,429	
943	1,793		1,793	
189	338		338	
399	712		712	
380	683		683	
109	786		786	
689	1,232		1,232	
1,142	1,942		1,942	
	7,415		7,415	
905	984		984	
435	885		885	
489	720		720	
525	734		734	
2,348	8,180		8,180	
6,940	20,230		20,230	
1,397	2,848		2,848	
979	1,547		1,547	
1,052	1,674		1,674	
6,211	11,913		11,913	
343	620		620	
435	2,376		2,376	
3,392	5,163		5,163	
	1,855		1,855	
	4,329		4,329	
	387		387	
	4,641		4,641	
	2,269		2,269	
	1,390		1,390	
	3,915		3,915	
	8,918		8,918	
	3,664		3,664	
	1,832		1,832	
	11,214		11,214	
	2,242		2,242	
$ 257,027	**$ 415,903**	**$ 1,031**	**$ 414,872**	**$**
$ 26,280	$ 65,941	$ 1,196	$ 64,745	$
1,316	4,074	30	4,044	
10,626	38,193	1,533	36,660	
	3 789		3,789	
3,000	47,496		47,496	
$ 41,222	**159,493**	**$ 2,759**	**$ 156,734**	**$**

SUMMARY OF SPECIAL DISTRICT BUDGETS

Name of Fund	APPROVED BUDGET REQUIREMENTS Appropriations	Unappropriated Reserve	General Reserve	Estimated Delinquency	Total
Sewer Maintenance Districts Health and Safety Code					
Aneta Street	$ 1,500	$	$ 60	$ 82	$ 1,642
Baldwin Hills	8,010	500	3,100	434	12,044
Belvedere	46,525	4,000	20,000	2,242	72,767
Colorado Blvd.-Kinneloa Avenue	845		70	44	959
Dominguez	12,220	400	4,500	587	17,707
Downey	78,280	3,500	30,000	3,903	115,683
Florence-Graham	42,670	3,000	17,000	2,234	64,904
Hoyt Avenue-Tyler Avenue	13,260	700	5,200	833	19,993
La Mirada	3,640	300	1,500	163	5,603
Lennox	41,685	2,300	17,000	2,195	63,180
Lomita	7,430	500	3,000	323	11,253
Norwalk	69,845	3,000	27,000	3,609	103,454
West Hollywood-Sherman	57,580	500	3,000	3,021	64,101
Total	$ 383,490	$ 18,700	$ 131,430	$ 19,670	$ 553,290
Streets and Highways Code					
Altadena	$ 14,775	$ 900	$ 6,000	$ 843	$ 22,518
Gale Avenue	960		50	53	1,063
Garfield Avenue-Olympic Boulevard	1,400	100	550	75	2,125
Huntington Drive-Winifred Avenue	600		240	36	876
Lakewood	30,835	2,000	12,490	1,605	46,930
Lancaster	8,020	400	3,200	392	12,012
Palmdale	2,955	290	1,220	219	4,684
Puente	5,520	540	2,240	340	8,640
Sadler Avenue-Beverly Blvd.	2,995	150	1,250	165	4,560
San Dimas	1,500	140	580	82	2,302
Sorenson Avenue-Rose Hedge Drive	165		60	8	233
Temple City	50,660	2,500	20,800	2,682	76,642
Wesley Avenue	1,425		90	75	1,590
Total	$ 121,810	$ 7,020	$ 48,770	$ 6,575	$ 184,175
Total Sewer Maintenance Districts	$ 505,300	$ 25,720	$ 180,200	$ 26,245	$ 737,465
Waterworks Districts					
No. 1 General	$ 88,580	$ 10,000	$ 2,000	$ 606	$ 101,186
No. 1 Accumulative Capital Outlay	13,000			657	13,657
No. 2 General	56,659	10,000	3,000	583	70,242
No. 2 Accumulative Capital Outlay	16,000			792	16,792
No. 4 General	500,730	14,000	10,000	1,340	526,070
No. 4 Accumulative Capital Outlay	4,800			233	5,033
No. 4 I & S	38,453		27,260	2,260	67,973
No. 5 General	56,324	5,000	2,000	401	63,725
No. 5 Accumulative Capital Outlay	5,500			263	5,763
No. 5 I & S	1,880		1,658	77	3,615
No. 10 General	59,029	11,000	5,000		75,029
No. 10 Accumulative Capital Outlay	1,601			81	1,682
No. 10 I & S	3,063		2,380	154	5,597
No. 13 General	101,176	9,425	4,000	151	114,752
No. 13 Accumulative Capital Outlay	2,900			139	3,039
No. 13 I & S	11,230		8,005	563	19,798
No. 16 General	55,195	3,000	4,000	424	62,619
No. 16 Accumulative Capital Outlay	1,400			46	1,446
No. 16 I & S	5,764		4,343	252	10,359
No. 21 General	26,827	3,000	1,200		31,027
No. 21 Accumulative Capital Outlay	4,600			242	4,842
No. 21 I & S	3,786		942	143	4,871
No. 22 General	202,497	10,000	2,000	2,322	216,819
No. 22 Accumulative Capital Outlay	2,825			136	2,961
No. 22 I & S (General)	5,170		3,539	368	9,077
No. 22 I & S (Annex)	16,830		8,415	885	26,130
No. 23 General	27,842	2,000	2,000		31,842
No. 23 Accumulative Capital Outlay	3,500			179	3,679
No. 23 I & S	2,804		1,372	153	4,329
No. 26 General	11,957	500	500		12,957
No. 28 General	44,963	2,000	1,000		47,963
Total Waterworks Districts	$ 1,376,885	$ 79,925	$ 94,614	$ 13,450	$ 1,564,874
GRAND TOTAL	$52,491,936	$1,153,865	$6,433,300	$1,146,309	$61,225,410

BY FUNDS—FISCAL YEAR 1955-56—Continued

Available Funds	Amount to be Raised by Tax Levy	Unsecured Levy	Secured Levy	Tax Rate Per $100 of Assessed Val.
$	$ 1,642	$	$ 1,642	$
3,350	8,694	3	8,691	
27,700	45,067	222	44,845	
75	884		884	
5,900	11,807	60	11,747	
37,400	78,283	217	78,066	
19,980	44,924	230	44,694	
3,330	16,663		16,663	
2,330	3,273		3,273	
19,270	43,910	4	43,906	
4,780	6,473		6,473	
31,220	72,234	53	72,181	
3,220	60,881	453	60,428	
$ 158,555	**$ 394,735**	**$ 1,242**	**$ 393,493**	**$**
$ 5,355	$ 17,163	$ 8	$ 17,155	$
	1,063		1,063	
620	1,505		1,505	
140	736		736	
14,800	32,130	12	32,118	
4,170	7,842		7,842	
300	4,384		4,384	
1,840	6,800		6,800	
1,250	3,310		3,310	
650	1,652	1	1,651	
55	178		178	
22,960	53,682	24	53,658	
80	1,510		1,510	
$ 52,220	**131,955**	**$ 45**	**$ 131,910**	**$**
$ 210,775	**$ 526,690**	**$ 1,287**	**$ 525,403**	**$**
$ 88,630	$ 12,556	$ 422	$ 12,134	$
	13,657	510	13,147	
58,159	12,083	421	11,662	
	16,792	942	15,850	
499,206	26,864	51	26,813	
	5,033	357	4,676	
21,821	46,152	945	45,207	
51,840	11,885	3,865	8,020	
	5,763	495	5,268	
1,702	1,913	358	1,555	
75,029				
	1,682	52	1,630	
2,433	3,164	77	3,087	
111,517	3,235	206	3,029	
	3,039	241	2,798	
8,205	11,593	324	11,269	
53,380	9,239	751	8,488	
	1,446	517	929	
4,422	5,937	893	5,044	
27,317	3,710	3,710		
	4 842		4,842	
1,993	2,878	8	2,870	
169,497	47,322	878	46,444	
	2,961	241	2,720	
1,585	7,492	121	7,371	
8,415	17,715		17,715	
31,842				
	3,679	89	3,590	
1,213	3,116	51	3,065	
12,957				
47,963				
$ 1,279,126	**$ 285,748**	**$ 16,525**	**$ 269,223**	**$**
$20,083,380	**$41,142,030**	**$ 995,800**	**$40,146,230**	**$**

Summary of Available Funds - Table 3A

SPECIAL DISTRICT FUNDS

Name of Fund	Tentative Surplus *	Miscellaneous Revenue	Total
Fire Protection Districts			
Altadena	$ 75,394	$ 12,000	$ 87,394
Consolidated	1,430,134	36,000	1,466,134
East Los Angeles	195,789	25,500	221,289
Lancaster	18,505		18,505
Palmdale	6,786		6,786
Universal City	31,318		31,318
Total Fire Protection Districts	**$ 1,757,926**	**$ 73,500**	**$ 1,831,426**
Flood Control District			
General Maintenance	$ 700,000	$11,979,197	$12,679,197
General I & S (Voted Bonds)	1,208,054		1,208,054
General I & S (Storm Drain Bonds)	1,204,070		1,204,070
General I & S (Non-voted Bonds)	253,756		253,756
D. I. D. Maintenance	84,000		84,000
D. I. D. I & S	6,009		6,009
Total Flood Control District	**$ 3,455,889**	**$11,979,197**	**$15,435,086**
Garbage Disposal Districts			
Athens-Woodcrest-Olivita	$ 22,684	$	22,684
Bellflower	37,223		37,223
Belvedere	102,703		102,703
Clifton Heights	2,232		2,232
Downey	40,596		40,596
Firestone	93,502		93,502
Malibu	13,165		13,165
Mayfair	19,978		19,978
Mesa Heights	15,646		15,646
Norwalk	12,276		12,276
San Dimas	1,835		1,835
South Lakewood	9,752		9,752
Walnut Park	13,828		13,828
West Hollywood-Sherman	49,662		49,662
Total Garbage Disposal Districts	**$ 435,082**	**$**	**$ 435,082**
Lighting Districts			
Altadena	$ 10,303	$	$ 10,303
American Manor	1,984		1,984
Angeles Vista	2,177		2,177
Artesia	12,949		12,949
Athens	3,083		3,083
Avalon Village	522		522
Baldwin Park	19,815		19,815
Bandini	2,378		2,378
Bell	21,834		21,834
Bellflower	17,481		17,481
Bell Gardens	14,475		14,475
Belvedere	18,180		18,180
Carmenita	535		535
Casa Venida	5,726		5,726
Central Gardens	1,427		1,427
City Terrace	9,020		9,020
Clearwater	6,903		6,903
Crenshaw	5,218		5,218
Crenshaw Villa	1,051		1,051
Crescent Heights	6,803		6,803
Cudahy	3,407		3,407
Del Aire	9,949		9,949
Dolores	1,233		1,233
Downey	8,471		8,471
Duarte	453		453
Eastland	1,217		1,217
Eastmont	7,479		7,479

SUMMARY OF AVAILABLE FUNDS—Continued

SPECIAL DISTRICT FUNDS—Continued

Name of Fund	Tentative Surplus *	Miscellaneous Revenue	Total
Lighting Districts—Continued			
El Nido	406		406
Foxdale	895		895
Garvey	8,929		8,929
Graham	14,314		14,314
Greenleaf	1,551		1,551
Hondo	1,000		1,000
Imperial Crest	5,019		5,019
Industrial	1,201		1,201
Jefferson	20,376		20,376
Kagel Canyon	744		744
Kern	17,217		17,217
La Canada	3,863		3,863
La Crescenta	1,387		1,387
Lakewood	8,124		8,124
Lancaster	14,844		14,844
Lancaster Heights	262		262
Lawndale	25,103		25,103
Layton Vista	1,603		1,603
Lincoln	2,098		2,098
Lomita	6,928		6,928
Longden	8,067		8,067
Los Nietos	2,400		2,400
Lubec	1,888		1,888
Lugo	1,453		1,453
Manhattan	621		621
Mayfair	54		54
McCarthy	8,890		8,890
Melrose	17,023		17,023
Michillinda	6,062		6,062
Mines	11,086		11,086
Miramonte-Florence	28,351		28,351
Moneta	6,993		6,993
Montrose	1,470		1,470
Newhall	6,329		6,329
Norwalk	6,264		6,264
Palmdale	5,243		5,243
Pasadena Boulevard	11,553		11,553
Pico	16,916		16,916
Piedmont	5,311		5,311
Poppy Fields	3,618		3,618
Potrero	3,746		3,746
Puente	2,413		2,413
Redondo	603		603
Rico	14,051		14,051
Rivera	688		688
Riverside	441		441
Rosemead	9,703		9,703
San Dimas	2,606		2,606
Sativa	2,667		2,667
Sepulveda	2,305		2,305
Stephenson-Laguna	11,229		11,229
Sunnyside	6,110		6,110
Val Verde	1,034		1,034
Vermont Gardens	1,037		1,037
View Heights	5,704		5,704
Walnut	420		420
Walnut Park	4,568		4,568
Wellsford	525		525
Western	3,276		3,276
West Hollywood	11,215		11,215
West Knoll	7,650		7,650
West Whittier	951		951
Willowbrook	7,199		7,199
Woodcrest	13,966		13,966
Total Lighting Districts	$ 593,636	$	$ 593,636

SUMMARY OF AVAILABLE FUNDS—Continued

SPECIAL DISTRICT FUNDS—Continued

Name of Fund	Tentative Surplus *	Miscellaneous Revenue	Total
Lighting Maintenance Districts			
No. 411	$ 682	$	$ 682
No. 540	1,816		1,816
No. 588	2,929		2,929
No. 625	601		601
No. 628	604		604
No. 635	491		491
No. 669	1,326		1,326
No. 670	368		368
No. 681	486		486
No. 691	170		170
No. 721	2,927		2,927
No. 738	587		587
No. 760	859		859
No. 780	1,727		1,727
No. 785	659		659
No. 825	387		387
No. 859	2,180		2,180
No. 865	776		776
No. 900	399		399
No. 903	6,402		6,402
No. 941	10,227		10,227
No. 977	2,337		2,337
No. 1007	11,561		11,561
No. 1062	1,361		1,361
No. 1254	587		587
No. 1394	3,014		3,014
No. 1395	2,114		2,114
No. 1396	804		804
No. 1400	998		998
No. 1408	218		218
No. 1422	584		584
No. 1423	1,102		1,102
No. 1424	312		312
No. 1428	1,364		1,364
No. 1438	1,124		1,124
No. 1454	1,087		1,087
No. 1455	1,170		1,170
No. 1456	641		641
No. 1457	932		932
No. 1472	511		511
No. 1473	332		332
No. 1499	744		744
No. 1512	914		914
No. 1515	446		446
No. 1516	217		217
No. 1517	199		199
No. 1521	2,415		2,415
No. 1522	199		199
No. 1528	1,273		1,273
No. 1529	290		290
No. 1535	1,143		1,143
No. 1538	674		674
No. 1559	816		816
No. 1560	591		591
No. 1565	943		943
No. 1575	684		684
No. 1584	599		599
No. 1585	271		271
No. 1586	1,034		1,034
No. 1590	199		199
No. 1592	253		253
No. 1600	417		417
No. 1608	244		244

SUMMARY OF AVAILABLE FUNDS—Continued

SPECIAL DISTRICT FUNDS—Continued

Name of Fund	Tentative Surplus *	Miscellaneous Revenue	Total
Lighting Maintenance Districts—Continued			
No. 1613	1,568		1,568
No. 1614	289		289
No. 1615	4,186	137,457	141,643
No. 1616	904		904
No. 1617	943		943
No. 1620	189		189
No. 1621	399		399
No. 1622	380		380
No. 1623	109		109
No. 1624	689		689
No. 1625	1,142		1,142
No. 1633	905		905
No. 1636	435		435
No. 1640	489		489
No. 1654	525		525
No. 1655	2,348		2,348
No. 1660	6,940		6,940
No. 1668	1,397		1,397
No. 1669	979		979
No. 1670	1,052		1,052
No. 1676	6,211		6,211
No. 1686	343		343
No. 1687	435		435
No. 1688	3,392		3,392
Total Lighting Maintenance Districts	**$ 119,570**	**$ 137,457**	**$ 257,027**
Park, Recreation and Parkway Districts			
Baldwin Park	$ 17,280	$ 9,000	$ 26,280
Bella Vista	1,316		1,316
Montebello Park	10,626		10,626
No. 8—Rosemead		3,000	3,000
Total Park, Recreation and Parkway Districts	**$ 29,222**	**$ 12,000**	**$ 41,222**
Sewer Maintenance Districts			
Health and Safety Code			
Baldwin Hills	$ 3,250	$ 100	$ 3,350
Belvedere	25,900	1,800	27,700
Colorado Boulevard-Kinneloa Avenue	75		75
Dominguez	4,300	1,600	5,900
Downey	30,200	7,200	37,400
Florence-Graham	19,080	900	19,980
Hoyt Avenue-Tyler Avenue	2,730	600	3,330
La Mirada	1,930	400	2,330
Lennox	16,070	3,200	19,270
Lomita	2,980	1,800	4,780
Norwalk	24,420	6,800	31,220
West Hollywood-Sherman	3,220		3,220
Total	**$ 134,155**	**$ 24,400**	**$ 158,555**
Streets and Highways Code			
Altadena	$ 5,180	$ 175	$ 5,355
Garfield Avenue-Olympic Boulevard	620		620
Huntington Drive-Winifred Avenue	140		140
Lakewood	13,400	1,400	14,800
Lancaster	2,770	1,400	4,170
Palmdale		300	300
Puente	1,040	800	1,840
Sadler Avenue-Beverly Boulevard	1,250		1,250
San Dimas	650		650

SUMMARY OF AVAILABLE FUNDS—Continued

SPECIAL DISTRICT FUNDS—Continued

Name of Fund	Tentative Surplus *	Miscellaneous Revenue	Total
Sewer Maintenance Districts—Continued			
Streets and Highways Code—Continued			
Sorenson Avenue-Rose Hedge Drive	55		55
Temple City	21,260	1,700	22,960
Wesley Avenue	80		80
Total	**$ 46,445**	**$ 5,775**	**$ 52,220**
Total Sewer Maintenance Districts	**$ 180,600**	**$ 30,175**	**$ 210,775**
Waterworks Districts			
No. 1 General	$ 21,000	$ 67,630	$ 88,630
No. 2 General	16,000	42,159	58,159
No. 4 General	24,476	474,730	499,206
No. 4 I & S	21,821		21,821
No. 5 General	7,000	44,840	51,840
No. 5 I & S	1,702		1,702
No. 10 General	9,399	65,630	75,029
No. 10 I & S	2,433		2,433
No. 13 General	13,425	98,092	111,517
No. 13 I & S	8,205		8,205
No. 16 General	7,000	46,380	53,380
No. 16 I & S	4,422		4,422
No. 21 General	2,717	24,600	27,317
No. 21 I & S	1,993		1,993
No. 22 General	12,000	157,497	169,497
No. 22 I & S (General)	1,585		1,585
No. 22 I & S (Annex)	8,415		8,415
No. 23 General	4,000	27,842	31,842
No. 23 I & S	1,213		1,213
No. 26 General		12,957	12,957
No. 28 General		47,963	47,963
Total Waterworks Districts	**$ 168,806**	**$ 1,110,320**	**$ 1,279,126**
GRAND TOTAL	**$ 6,740,731**	**$13,342,649**	**$20,083,380**

*Based upon Unappropriated and General Reserves

Recapitulation of Actual, Estimated and Proposed Expenditures - Table 5A

Classification	EXPENDITURES Actual Prior Year 1953-1954	Estimated Current Year 1954-1955	Requested Fiscal Year 1955-1956	Allowed Fiscal Year 1955-1956	Name of Fund
PROTECTION TO PERSON AND PROPERTY					
Fire Protection Districts					
Salaries and Wages	$ 4,608,393.92	$ 4,715,000	$ 5,318,103	$ 5,338,454	F. P. D.
Maintenance and Operation	1,184,253.50	1,350,570	1,665,626	1,646,732	F. P. D.
Capital Outlay	355,577.95	368,663	523,760	523,760	F. P. D.
Total Fire Protection Districts	**$ 6,148,225.37**	**$ 6,434,233**	**$ 7,507,489**	**$ 7,508,946**	
Flood Control District					
General					
Maintenance and Operation	$ 2,438,013.51	$ 2,764,066	$ 4,523,685	$ 4,523,685	F. C. D. Maint.
Capital Outlay	7,519,223.36	10,724,790	25,300,006	25,143,606	F. C. D. Maint.
Total General	**$ 9,957,236.87**	**$ 13,488,856**	**$ 29,823,691**	**$ 29,667,291**	
Drainage Improvement Districts					
Maintenance and Operation	$ 130,506.16	$ 161,915	$ 240,330	$ 240,330	D. I. D. Maint.
Capital Outlay	131,777.07	453,150	136,192	136,192	D. I. D. Maint.
Total Drainage Improvement Districts	**$ 262,283.23**	**$ 615,065**	**$ 376,522**	**$ 376,522**	
Zone No. 1					
Maintenance and Operation	$	$ 542,668	$ 610,000	$ 610,000	Zone 1 Maint.
Zone No. 2					
Maintenance and Operation	$	$ 150,000	$ 205,000	$ 205,000	Zone 2 Maint.
Capital Outlay			58,000	58,000	Zone 2 Maint.
Total Zone No. 2	**$**	**$ 150,000**	**$ 263,000**	**$ 263,000**	
Total Flood Control District	**$ 10,219,520.10**	**$ 14,796,589**	**$ 31,073,213**	**$ 30,916,813**	
TOTAL PROTECTION TO PERSON AND PROPERTY	**$ 16,367,745.47**	**$ 21,230,822**	**$ 38,580,702**	**$ 38,425,759**	
HEALTH AND SANITATION					
Garbage Disposal Districts					
Maintenance and Operation	$ 656,462.42	$ 807,637	$ 847,553	$ 847,553	G. D. D.
Sewer Maintenance Districts					
Salaries and Wages	$ 184,762.42	$ 268,130	$ 314,060	$ 314,060	S. M. D.
Maintenance and Operation	139,862.71	145,340	191,240	191,240	S. M. D.
Capital Outlay	Cr. 2,509.41	5,590			S. M. D.
Total Sewer Maintenance Districts	**$ 322,115.72**	**$ 419,060**	**$ 505,300**	**$ 505,300**	
TOTAL HEALTH AND SANITATION	**$ 978,578.14**	**$ 1,226,697**	**$ 1,352,853**	**$ 1,352,853**	

RECAPITULATION OF ACTUAL, ESTIMATED AND PROPOSED EXPENDITURES—Continued

Classification	EXPENDITURES Actual Prior Year 1953-1954	Estimated Current Year 1954-1955	Requested Fiscal Year 1955-1956	Allowed Fiscal Year 1955-1956	Name of Fund
HIGHWAYS AND BRIDGES					
Lighting Districts					
Maintenance and Operation	$ 802,044.66	$ 1,266,903	$ 1,428,122	$ 1,428,122	L. D.
Lighting Maintenance Districts					
Maintenance and Operation	$ 265,693.88	$ 356,616	$ 458,664	$ 458,664	L. M. D.
TOTAL HIGHWAYS AND BRIDGES	$ 1,067,738.54	$ 1,623,519	$ 1,886,786	$ 1,886,786	
RECREATION					
Park, Recreation and Parkway Districts					
Salaries and Wages	$ 43,225.90	$ 58,700	$ 92,772	$ 92,772	P. R. & P. D.
Maintenance and Operation	16,097.01	19,071	29,017	29,017	P. R. & P. D.
Capital Outlay	2,475.88	3,704	24,800	24,800	P. R. & P. D.
TOTAL RECREATION	$ 61,798.79	$ 81,475	$ 146,589	$ 146,589	
MISCELLANEOUS UNCLASSIFIED					
Waterworks Districts					
Maintenance and Operation	$ 247,366.50	$ 401,120	$ 474,816	$ 474,816	W. D. Maint.
Capital Outlay	97,029.28	651,558	756,963	756,963	W. D. Maint.
Accumulative Capital Outlay		94,960	56,126	56,126	W. D. A. C. O.
TOTAL MISCELLANEOUS UNCLASSIFIED	$ 344,395.78	$ 1,147,638	$ 1,287,905	$ 1,287,905	
INTEREST AND DEBT REDEMPTION					
Interest					
Flood Control District:					
General	$ 1,385,317.26	$ 2,130,570	$ 2,043,827	$ 2,043,827	F. C. D. I & S
Drainage Improvement Districts	4,255.51	3,621	2,987	2,987	D. I. D. I & S
Waterworks Districts	46,503.60	51,798	50,443	50,443	W. D. I & S
Total Interest	$ 1,436,076.37	$ 2,185,989	$ 2,097,257	$ 2,097,257	
Redemption of Bonds					
Flood Control District:					
General	$ 7,294,750.00	$ 7,305,750	$ 7,246,750	$ 7,246,750	F. C. D. I & S
Drainage Improvement Districts	9,500.00	9,500	9,500	9,500	D. I. D. I & S
Waterworks Districts	18,535.98	18,537	38,537	38,537	W. D. I & S
Total Redemption of Bonds	$ 7,322,785.98	$ 7,333,787	$ 7,294,787	$ 7,294,787	
TOTAL INTEREST AND DEBT REDEMPTION	$ 8,758,862.35	$ 9,519,776	$ 9,392,044	$ 9,392,044	
TOTAL	$ 27,579,119.07	$ 34,829,927	$ 52,646,879	$ 52,491,936	
RESERVES					
Unappropriated Reserve	$	$	$ 1,153,865	$ 1,153,865	Various
General Reserve			6,433,300	6,433,300	Various
TOTAL RESERVES	$	$	$ 7,587,165	$ 7,587,165	
ESTIMATED DELINQUENCY	$	$	$ 1,146,309	$ 1,146,309	
GRAND TOTAL	$ 27,579,119.07	$ 34,829,927	$ 61,380,353	$ 61,225,410	

RECAPITULATION OF ACTUAL, ESTIMATED AND PROPOSED EXPENDITURES—Continued

Classification	EXPENDITURES Actual Prior Year 1953-1954	Estimated Current Year 1954-1955	Requested Fiscal Year 1955-1956	Allowed Fiscal Year 1955-1956	Name of Fund
SUMMARIZATION					
BY GENERAL CLASSIFICATION					
Salaries and Wages	$ 4,836,382.24	$ 5,041,830	$ 5,724,935	$ 5,745,286	
Maintenance and Operation	5,880,300.35	7,965,906	10,674,053	10,655,159	
Capital Outlay	8,103,574.13	12,207,455	26,799,721	26,643,321	
Accumulative Capital Outlay		94,960	56,126	56,126	
Interest and Debt Redemption	8,758,862.35	9,519,776	9,392,044	9,392,044	
Total	$ 27,579,119.07	$ 34,829,927	$ 52,646,879	$ 52,491,936	
Unappropriated Reserve	$	$	$ 1,153,865	$ 1,153,865	
General Reserve			6,433,300	6,433,300	
Estimated Delinquency			1,146,309	1,146,309	
GRAND TOTAL	$ 27,579,119.07	$ 34,829,927	$ 61,380,353	$ 61,225,410	
BY ORGANIZATION CLASSIFICATION					
Protection to Person and Property	$ 16,367,745.47	$ 21,230,822	$ 38,580,702	$ 38,425,759	
Health and Sanitation	978,578.14	1,226,697	1,352,853	1,352,853	
Highways and Bridges	1,067,738.54	1,623,519	1,886,786	1,886,786	
Recreation	61,798.79	81,475	146,589	146 589	
Miscellaneous Unclassified	344,395.78	1,147,638	1,287,905	1,287,905	
Interest and Debt Redemption	8,758,862.35	9,519,776	9,392,044	9,392,044	
Total	$ 27,579,119.07	$ 34,829,927	$ 52,646,879	$ 52,491,936	
Reserves	$	$	$ 7,587,165	$ 7,587,165	
Estimated Delinquency			1,146,309	1,146,309	
GRAND TOTAL	$ 27,579,119.07	$ 34,829,927	$ 61,380,353	$ 61,225,410	
BY FUNDS					
Fire Protection Districts	$ 6,148,225.37	$ 6,434,233	$ 7,507,489	$ 7,508,946	
Flood Control District	18,913,342.87	24,246,030	40,376,277	40,219,877	
Garbage Disposal Districts	656,462.42	807,637	847,553	847,553	
Lighting Districts	802,044.66	1,266,903	1,428,122	1,428,122	
Lighting Maintenance Districts	265,693.88	356,616	458,664	458,664	
Park, Recreation and Parkway Districts	61,798.79	81,475	146,589	146,589	
Sewer Maintenance Districts	322,115.72	419,060	505,300	505,300	
Waterworks Districts	409,435.36	1,217,973	1,376,885	1,376,885	
Total	$ 27,579,119.07	$ 34,829,927	$ 52,646,879	$ 52,491,936	
Unappropriated Reserve	$	$	$ 1,153,865	$ 1,153,865	
General Reserve			6,433,300	6,433,300	
Estimated Delinquency			1,146,309	1,146,309	
GRAND TOTAL	$ 27,579,119.07	$ 34,829,927	$ 61,380,353	$ 61,225,410	

Fire Protection Districts

By order of the Board of Supervisors, the County Forester and Fire Warden is charged with the duty of supervising all County fire protection districts, which are organized under the provisions of the Health and Safety Code. Appropriations are to cover fire prevention and suppression, rescue service, and acquisition and maintenance of district property and equipment. All funds are raised through special district taxes.

APPROPRIATIONS $7,508,946

Classification	EXPENDITURES Actual Prior Year 1953-54	Actual Current Year To 12-1-54	Estimated Current Year 1954-55	Requested Fiscal Year 1955-56	Allowed Fiscal Year 1955-56
ALTADENA (5)					
Salaries and Wages	$ 226,322.07	$ 76,509.65	$ 226,500	$ 237,234	$ 237,234
Deductions:					
Salary Savings	$	$	$	$ 7,117	$ 7,117
Service Charges	13,855.47	2,649.68	13,500	9,298	9,298
Total Deductions	$ 13,855.47	$ 2,649.68	$ 13,500	$ 16,415	$ 16,415
Salaries and Wages—Net	$ 212,466.60	$ 73,859.97	$ 213,000	$ 220,819	$ 220,819
Maintenance and Operation					
Administrative Services	$ 12,010.39	$ 2,711.81	$ 13,000	$ 15,376	$ 15,376
Agricultural, Botanical and Animal Supplies		64.32	100	100	100
Auto Mileage	481.26	194.24	600	600	600
Automotive Supplies	1,141.57	170.65	1,100	1,100	1,100
Auto Service		7.20	8		
Communication	6,643.06	1,863.66	8,178	9,147	9,147
Fire Prevention Service	2,265.74	522.32	2,300	3,362	3,362
Fire Protection Supplies	3,291.16	17.81	1,700	3,632	3,632
Food and Provisions	2.88				
Furnishings and Household Supplies	131.97	26.09	150	150	150
Fuel Supplies	2.38				
Heat, Light and Power Services	905.33	301.62	1,025	1,100	1,100
Insurance:					
Auto Mileage	15.00				
Fire	292.47	483.14	484		
Liability	457.89	162.31	482	482	482
N. O. C.		243.28	250	300	300
Workmen's Compensation	4,312.37	1,800.34	3,700	4,680	4,680
Interest	993.55		556	371	371
Laundry and Cleaning Supplies	150.35	73.94	175	175	175
Laundry, Cleaning and Waste Removal Services	66.50	12.75	75	75	75
Medical, Surgical and Laboratory Supp.	35.37	25.34	50	50	50
Office Services	12.84	1.80	64	64	64
Office Supplies	44.01	17.07	50	90	90
Other Operating and Maint. Supplies, N. O. C.	294.55	128.17	400	500	500
Postage			15	15	15
Professional and Expert Services	375.56	67.04	1,300	2,193	2,193
Repairs and Minor Changes—Buildings and Strustures	504.15	134.72			
Repairs and Minor Changes—Non-Structural Improvements	78.31	104.94	900	1,500	1,500
Repairs—Motor Vehicles	6,278.91	769.85	6,300	7,113	7,113
Repairs—Operating Equipment	91.79	22.44	100	100	100
Small Tools and Implements	80.63	38.70	100	100	100
Special Services	2,128.02	693.11	6,000	4,876	4,876
Stationery and Forms	.30				
Transporation Services	371.68	59.83	150	150	150
Traveling Expense	51.97	27.18			
Water Service	5,657.80	1,903.44	6,150	6,500	6,500
Total Maintenance and Operation	$ 49,169.76	$ 12,649.11	$ 55,462	$ 63,901	$ 63,901
Less Service Charges	511.07	107.00	405	320	320
Total Maintenance and Operation—Net	$ 48,658.69	$ 12,542.11	$ 55,057	$ 63,581	$ 63,581

FIRE PROTECTION DISTRICTS—Continued

Classification	EXPENDITURES				
	Actual Prior Year 1953-54	Actual Current Year To 12-1-54	Estimated Current Year 1954-55	Requested Fiscal Year 1955-56	Allowed Fiscal Year 1955-56
ALTADENA (5)—Continued					
Capital Outlay					
Equipment	$ 10,863.87	$	$ 5,300	$ 4,620	$ 4,620
Structural and Non-structural Improvements					
Various Improvements	$ 7,487.87	$ 178.47	$ 789	$	$
Construction of Stations				5,594	5,594
Curb, Concrete, S. Side Driveway FS 11				80	80
Fixtures, Light, in Lavatory FS 11				75	75
Lights, Furnish and Install in Oil House FS 52				65	65
Total Structural and Non-structural Improvements	$ 7,487.87	$ 178.47	$ 789	$ 5,814	$ 5,814
Total Capital Outlay	$ 18,351.74	$ 178.47	$ 6,089	$ 10,434	$ 10,434
TOTAL ALTADENA (5)	$ 279,477.03	$ 86,580.55	$ 274,146	$ 294,834	$ 294,834

FIRE PROTECTION DISTRICTS—Continued

Classification	EXPENDITURES Actual Prior Year 1953-54	Actual Current Year To 12-1-54	Estimated Current Year 1954-55	Requested Fiscal Year 1955-56	Allowed Fiscal Year 1955-56
CONSOLIDATED (1-2-3-4-5)					
Salaries and Wages	$4,646,179.55	$1,813,443.42	$5,490,000	$6,679,779	$6,571,703
Deductions:					
Salary Savings	$	$	$	$ 371,478	$ 380,475
Service Charges	860,815.36	383,591.25	1,647,000	2,015,922	1,877,126
Total Deductions	$ 860,815.36	$ 383,591.25	$1,647,000	$2,387,400	$2,257,601
Salaries and Wages—Net	$3,785,364.19	$1,429,852.17	$3,843,000	$4,292,379	$4,314,102
Maintenance and Operation					
Administrative Services	$ 219,995.12	$ 53,025.25	$ 240,000	$ 300,000	$ 300,000
Agricultural, Botanical and Animal Supplies	244.83	53.56	500	500	500
Analyzing, Testing and Weighing Services	270.00	162.00	162	300	300
Auto Mileage	15,990.12	9,594.24	29,500	31,000	31,000
Automobile Service	811.48	265.16	900	1,000	1,000
Automotive Supplies	30,426.47	10,915.20	28,000	31,000	31,000
Central Duplicating Bureau	64.49				
Communication	75,723.85	36,238.58	137,460	159,621	159,621
Fire Engine Service	500.00		500	500	500
Fire Prevention Service	87,497.57	20,381.73	92,000	139,352	124,926
Fire Protection & Rescue Service	1,900.00		1,800	1,800	1,800
Fire Protection Supplies	78,873.73	3,977.48	92,000	100,235	100,235
Food and Provisions	73.72		500	500	500
Fuel Supplies	119.82				
Furnishings and Household Supplies	3,880.39	735.97	4,000	5,000	5,000
Heat, Light and Power Services	13,749.60	3,919.82	14,000	15,500	15,500
Insurance:					
Auto Mileage	3 635.00	1,730.00	6,000	6,000	6,000
Fire	6,376.35	2,995.81	2,996	3,000	3,000
Liability	5,609.34	2,062.43	6,000	6,500	6,500
N. O. C.			4,000	4,500	4,500
Workmen's Compensation	67,229.24	36,604.10	75,000	105,353	105,353
Interest	12,627.12	2,140.78	15,215	18,085	18,085
Laundry and Cleaning Supplies	3,667.89	697.55	4,000	4,500	4,500
Laundry, Cleaning & Waste Removal Services	412.54	227.23	700	2,200	2,200
Medical, Surgical & Laboratory Supp.	1,015.90	205.61	1,000	1,200	1,200
Office Services	1,105.41	246.22	1,000	1,100	1,100
Office Supplies	942.36	326.55	1,000	1,200	1,200
Other Operating and Maint. Supplies, N. O. C.	6,598.12	1,621.95	7,500	7,500	7,500
Postage	5.25		150	150	150
Printing & Other Reproductive Supp.			100	100	100
Professional & Expert Services	19,512.17	1,018.96	20,832	30,600	30,600
Rent—Buildings and Offices	2,551.00	137.00	2,000	1,951	1,951
Rent—Land			307	312	312
Repairs and Minor Changes—Buildings and Structures	23,268.99	4,435.92	35,000	28,500	28,500
Repairs and Minor Changes—Non-structural Improvements	10,228.24	6,968.80	6,969		
Repairs—Motor Vehicles	79,333.99	14,500.42	80,000	129,791	129,791
Repairs—Operating Equipment	1,425.62	348.62	1,500	1,500	1,500
Small Tools and Implements	2,195.00	814.69	2,200	2,200	2,200
Special Services	48,124.68	10,067.72	60,000	50,000	50,000
Stationery and Forms	224.88	15.52	300	300	300
Taxes, Assessments and Licenses	1,034.22	578.79	2,000	2,000	2,000

FIRE PROTECTION DISTRICTS—Continued

Classification	EXPENDITURES Actual Prior Year 1953-54	Actual Current Year To 12-1-54	Estimated Current Year 1954-55	Requested Fiscal Year 1955-56	Allowed Fiscal Year 1955-56
CONSOLIDATED (1-2-3-4-5)—Continued					
Maintenance and Operation—Continued					
Transportation Services	16,291.94	1,635.89	12,000	10,406	10,406
Traveling Expense	556.90	305.76	306		
Undistributed Charges		6,670.51	6,671		
Water Service	169,536.68	64,672.85	200,000	225,000	225,000
Wearing Apparel	68.18	90	100	100	100
Total Maintenance and Operation	**$1,013,698.20**	**$ 300,299.57**	**$1,196,168**	**$1,430,356**	**$1,415,930**
Less Service Charges	33,439.18	14,624.57	60,000	60,000	60,000
Total Maintenance and Operation—Net	**$ 980,259.02**	**$ 285,675.00**	**$1,136,168**	**$1,370,356**	**$1,355,930**
Capital Outlay					
Equipment	**$ 139,613.44**	**$ 18,024.75**	**$ 108,000**	**$ 166,136**	**$ 166,136**
Structural and Non-structural Improvements					
Various Improvements	$ 137,849.52	$ 22,662.00	$ 168,653	$	$
Canopy, Apparatus Room Door FS 04				113	113
Ceiling Apparatus Room FS 83				500	500
Compressor, Air FS 45				550	550
Construction of Stations				121,146	121,146
Curb Concrete South Side, Rear Pavement FS 20				200	200
Door, Screen in Office FS 01				30	30
Enclosure, Toilet Space FS 25				125	125
Fan, Exhaust, Kitchen FS 51				232	232
Fence, Chain Link FS 29				600	600
Fence, Chain Link FS 31				300	300
Fence, Chain Link, Rear Lot FS 15				350	350
Fence, Chain Link, West Lot FS 51				325	325
Heaters, Space, Lockerroom FS 45				324	324
Heaters, Vented FS 20				150	150
Heaters, Vented FS 44				150	150
Heaters, Vented, Three FS 17				500	500
Laundry Tray FS 28				95	95
Light Fixture in Office FS 40				75	75
Light, Kitchen over Sink FS 04				72	72
Light, Map, Apparatus Room FS 01				96	96
Lockers, Boot, Twelve FS 18				200	200
Lockers, Clothes, Two FS 09				200	200
Pave Rear Yard FS 15				600	600
Pavement, By Dispatching Building FS 57				450	450
Pavement, Concrete, South Side FS 01				90	90
Pavement, Rear Yard FS 25				450	450
Pavement, Rear Yard FS 41				250	250
Pavement, Rear Yard FS 45				200	200
Plans for Construction				15,000	15,000
Pump, Gasoline, Electric FS 10				350	350
Pump, Gasoline, Electric FS 45				350	350
Pump, Gasoline, Electric FS 90				550	550
Rack, Hose in Storage Room FS 6				150	150
Roof, Redesign and Install FS 47				3,100	3,100
Sewer Connection FS 25				350	350
Sewer Connection FS 29				250	250
Sewer Connection FS 57				250	250
Shower-Pullman, Lavatory FS 38				300	300
Site Purchases				58,500	58,500
Telephone Line Construction FS 87				74	74
Telephone Line Construction FS 90				253	253

FIRE PROTECTION DISTRICTS—Continued

Classification	EXPENDITURES Actual Prior Year 1953-54	Actual Current Year To 12-1-54	Estimated Current Year 1954-55	Requested Fiscal Year 1955-56	Allowed Fiscal Year 1955-56
CONSOLIDATED (1-2-3-4-5)—Continued					
Capital Outlay—Continued					
Structural and Non-structural Improvements—Continued					
Tile, Acoustic, Ceiling Recreation Room FS 39				100	100
Tower, Hose w/Apron FS 90				880	880
Transmitter, Receivers, Selective Calling, Furnish and Install				16,185	16,185
Vent, Gas Refrigerator FS 47				110	110
Vent, Roof FS 40				100	100
Walk, Front of Station FS 45				400	400
Wall, Concrete Block FS 45				500	500
Wall, Concrete Block FS 63				600	600
Wall, Concrete, North and East Side FS 63				150	150
Total Structural and Non-structural Improvements	**$ 137,849.52**	**$ 22,662.00**	**$ 168,653**	**$ 226,875**	**$ 226,875**
Total Capital Outlay	**$ 277,462.96**	**$ 40,686.75**	**$ 276,653**	**$ 393,011**	**$ 393,011**
TOTAL CONSOLIDATED (1-2-3-4-5)	**$5,043,086.17**	**$1,756,213.92**	**$5,255,821**	**$6,055,746**	**$6,063,043**

FIRE PROTECTION DISTRICTS—Continued

Classification	EXPENDITURES Actual Prior Year 1953-54	Actual Current Year To 12-1-54	Estimated Current Year 1954-55	Requested Fiscal Year 1955-56	Allowed Fiscal Year 1955-56
EAST LOS ANGELES (1)					
Salaries and Wages	$ 505,697.69	$ 172,395.15	$ 532,000	$ 666,563	$ 665,191
Deductions:					
Salary Savings	$	$	$	$ 26,347	$ 26,347
Service Charges	35,615.67	8,301.83	30,000	5,604	5,604
Total Deductions	$ 35,615.67	$ 8,301.83	$ 30,000	$ 31,951	$ 31,951
Salaries and Wages—Net	$ 470,082.02	$ 164,093.32	$ 502,000	$ 634,612	$ 633,240
Maintenance and Operation					
Administrative Services	$ 30,951.08	$ 7,733.94	$ 33,000	$ 44,171	$ 42,236
Agricultural, Botanical & Animal Supp.	3.18		50	100	100
Auto Mileage	661.28	399.87	960	960	960
Automotive Supplies	3,424.78	697.42	3,600	4,000	4,000
Auto Service	77.64	85.65	90	100	100
Communication	12,529.47	2,319.69	21,000	28,838	28,838
Fire Prevention Service	13,498.55	3,616.42	16,000	28,008	25,777
Fire Protection Supplies	16,475.75	208.10	3,500	12,600	12,600
Food and Provisions	323.14	43.84	200	200	200
Fuel Supplies	1.29				
Furnishings & Household Supplies	420.29	110.16	500	600	600
Heat, Light and Power Services	1,908.94	528.05	2,000	2,200	2,200
Insurance:					
Auto Mileage	235.00	150.00	360	360	360
Fire	408.47	311.26	500	1,000	1,000
Liability	759.25	289.66	775	840	840
N. O. C.			350	460	460
Workmen's Compensation	9,565.92	4,361.00	9,000	13,135	13,135
Interest	244.30		975	2,020	2,020
Laundry and Cleaning Supplies	606.61	228.18	600	700	700
Laundry, Cleaning & Waste Removal Services	109.52	16.00	75	75	75
Medical, Surgical & Laboratory Supplies	182.82	48.93	150	150	150
Office Services	38.33	170.04	200	100	100
Office Supplies	84.84	30.84	100	100	100
Other Operating and Maint. Supplies, N. O. C.	1,383.23	173.92	1,000	1,000	1,000
Postage	3.00		10	10	10
Printing and Other Reproductive Supp.			20	20	20
Professional and Expert Services	3,487.89	201.11	2,200	3,674	3,674
Repairs and Minor Changes—Buildings and Structures	1,126.50	9.77	1,000	2,000	2,000
Repairs and Minor Changes—Non-Structural Improvements	266.49	18.53	19		
Repairs—Motor Vehicles	10,952.18	2,336.55	12,000	16,683	16,683
Repairs—Operating Equipment	151.19	36.42	200	200	200
Small Tools and Implements	228.00	75.04	300	300	300
Special Services	2,709.10	477.13	1,500	2,800	2,800
Stationery and Forms	42.14				
Transportation Services	70.40	80.58	200	200	200
Traveling Expense	111.51	62.66	63		
Water Service	12,300.26	4,239.99	13,375	14,000	14,000
Wearing Apparel	2.71				
Total Maintenance and Operation	$ 125,345.05	$ 29,060.75	$ 125,872	$ 181,604	$ 177,438
Less Service Charges	2,198.17	598.15	1,200	900	900
Total Maintenance and Operation—Net	$ 123,146.88	$ 28,462.60	$ 124,672	$ 180,704	$ 176,538

FIRE PROTECTION DISTRICTS—Continued

Classification	EXPENDITURES Actual Prior Year 1953-54	Actual Current Year To 12-1-54	Estimated Current Year 1954-55	Requested Fiscal Year 1955-56	Allowed Fiscal Year 1955-56
EAST LOS ANGELES (1)—Continued					
Capital Outlay					
Equipment	$ 18,338.09	$ 374.76	$ 10,500	$ 27,032	$ 27,032
Structural and Non-structural Improvements					
Various Improvements	$ 35,602.65	$ 329.68	$ 28,770	$	$
Addition Hose Tower FS 27				300	300
Alarm Circuit New Station FS 50				3,000	3,000
Alarm Circuit New Station FS 86				2,600	2,600
Alarm Circuit to Engine House FS 13				600	600
Canopy, Rear, Recreation Room FS 13				405	405
Construction of Station				26,970	26,970
Curb, Concrete FS 89				200	200
Fan, Exhaust, Kitchen FS 22				250	250
Plans for Stations				6,500	6,500
Site Purchase				27,000	27,000
Wall Concrete, w/Gate Rear Yard FS 27				700	700
Total Structural and Non-structural Improvements	$ 35,602.65	$ 329.68	$ 28,770	$ 68,525	$ 68,525
Total Capital Outlay	$ 53,940.74	$ 704.44	$ 39,270	$ 95,557	$ 95,557
TOTAL EAST LOS ANGELES (1)	$ 647,169.64	$ 193,260.36	$ 665,942	$ 910,873	$ 905,335

FIRE PROTECTION DISTRICTS—Continued

Classification	EXPENDITURES				
	Actual Prior Year 1953-54	Actual Current Year To 12-1-54	Estimated Current Year 1954-55	Requested Fiscal Year 1955-56	Allowed Fiscal Year 1955-56
LANCASTER (5)					
Salaries and Wages	$ 46,388.14	$ 17,483.94	$ 52,500	$ 58,971	$ 58,971
Maintenance and Operation					
Administrative Services	$ 2,817.11	$ 558.53	$ 2,800	$ 4,098	$ 4,098
Agricultural, Botanical & Animal Supp.	2.35		20	20	20
Auto Mileage	98.49		25	25	25
Automotive Supplies	39.54	1.91	75	75	75
Auto Service	8.20				
Communication	397.24	301.00	550	625	625
Fire Prevention Service	1,882.77	463.98	2,000	3,193	3,193
Fire Protection Supplies	2,508.06	91.46	1,400	2,092	2,092
Fuel Supplies	88.81				
Furnishings and Household Supplies	111.62		50	50	50
Heat, Light and Power Services	358.17	92.05	400	450	450
Insurance:					
Fire	88.16	73.91	74		
Liability	156.50	58.06	152	152	152
N. O. C.			74	100	100
Workmen's Compensation	1,601.43	861.51	1,750	2,130	2,130
Interest	95.81				
Laundry & Cleaning Supplies	25.76	11.15	25	25	25
Laundry, Cleaning & Waste Removal Services	34.00		25	25	25
Medical, Surgical & Laboratory Supps.		19.91	20	10	10
Office Services	20.95	10.02	25	25	25
Office Supplies	5.48	4.65	10	10	10
Other Operating and Maint. Supplies, N.O.C.	101.60	16.33	100	100	100
Professional and Expert Services	283.45	26.81	445	558	558
Repairs and Minor Changes—Buildings and Structures	29.61	45.70	46		
Repairs and Minor Changes—Non-Structural Improvements	82.52	28.20	1,000	500	500
Repairs—Motor Vehicles	1,758.48	239.10	1,600	2,573	2,573
Repairs—Operating Equipment	25.72	6.61	50	50	50
Small Tools and Implements	86.10		50	50	50
Special Services	56.40	25.52	500	3,080	3,080
Transportation Services	20.80			200	200
Traveling Expense	18.41	8.80	9		
Water Service	34.56	11.52	35	40	40
Total Maintenance and Operation	$ 12,838.10	$ 2,956.73	$ 13,310	$ 20,256	$ 20,256
Capital Outlay					
Equipment	$ 3,291.54	$ 86.81	$ 87	$ 6,894	$ 6,894
Structural and Non-structural Improvements					
Various Improvements	$ 1,000.00	$ 6.18	$ 250	$	$
Doors, Apparatus				1,000	1,000
Racks, Hose				150	150
Site Purchases				4,500	4,500
Total Structural and Non-Structural Improvements	$ 1,000.00	$ 6.18	$ 250	$ 5,650	$ 5,650
Total Capital Outlay	$ 4,291.54	$ 92.99	$ 337	$ 12,544	$ 12,544
TOTAL LANCASTER (5)	$ 63,517.78	$ 20,533.66	$ 66,147	$ 91,771	$ 91,771

FIRE PROTECTION DISTRICTS—Continued

Classification	EXPENDITURES Actual Prior Year 1953-54	Actual Current Year To 12-1-54	Estimated Current Year 1954-55	Requested Fiscal Year 1955-56	Allowed Fiscal Year 1955-56
NEWHALL (5)					
Maintenance and Operation					
Administrative Services	$ 203.96	$	$	$	$
Fire Prevention Service	237.89				
Fire Protection Supplies	51.60				
Insurance:					
Liability	5.82				
Other Operating and Maint. Supplies, N. O. C.	9.20				
Professional and Expert Services	60.49				
Water Service	255.00				
Total Maintenance and Operation	$ 823.96	$	$	$	$
TOTAL NEWHALL (5)	$ 823.96	$	$	$	$

FIRE PROTECTION DISTRICTS—Continued

Classification	EXPENDITURES Actual Prior Year 1953-54	Actual Current Year To 12-1-54	Estimated Current Year 1954-55	Requested Fiscal Year 1955-56	Allowed Fiscal Year 1955-56
PALMDALE (5)					
Salaries and Wages	$ 9,303.44	$ 6,451.07	$ 18,000	$ 19,821	$ 19,821
Less Service Charges	5.96	35.76		932	932
Salaries and Wages—Net	$ 9,297.48	$ 6,415.31	$ 18,000	$ 18,889	$ 18,889
Maintenance and Operation					
Administrative Services					
Agricultural, Botanical and	$ 2,689.77	$ 160.04	$ 800	$ 1,499	$ 1,281
Animal Supplies			100	100	100
Auto Mileage		9.17	10		
Automotive Supplies	9.68		30	30	30
Auto Service	11.24				
Communication	150.71	252.38	300	565	565
Fire Engine Service				300	300
Fire Prevention Service	521.22	126.55	575	811	727
Fire Protection Supplies	1,244.21		800	5,670	5,670
Fuel Supplies			10	10	10
Furnishings and Household Supplies	19.76	.34	50	100	100
Heat, Light and Power Services	80.49	61.16	160	160	160
Insurance:					
Fire	44.89	9.90	10	500	500
Liability	156.50	34.74	96	127	127
N. O. C.	17.10		10	80	80
Workmen's Compensation	324.84	238.31	490	596	596
Laundry and Cleaning Supplies	33.59	8.62	25	25	25
Medical, Surgical & Laboratory Supplies	1.30	1.39	45	10	10
Office Services	1.92	.48	15	15	15
Office Supplies	2.04	14.11	20	20	20
Other Operating and Maint. Supplies,					
N. O. C.	28.45	52.97	75	75	75
Professional and Expert Services	291.83	26.81	445	808	808
Rent—Buildings and Offices	452.75	275.00	660	660	660
Repairs and Minor Changes—					
Buildings and Structures	23.57	.11	100	200	200
Repairs and Minor Changes—					
Non-Structural Improvements	35.81				
Repairs—Motor Vehicles	1,033.85	119.92	700	1,742	1,742
Repairs—Operating Equipment	9.00	3.49	25	25	25
Small Tools and Implements	20.65			20	20
Special Services	723.40	917.00	3,600	1,750	1,750
Taxes, Assessments and Licenses			160	150	150
Transportation Services	5.91			200	200
Traveling Expense	13.98				
Water Service			25	25	25
Total Maintenance and Operation	$ 7,948.54	$ 2,312.49	$ 9,336	$ 16,273	$ 15,971
Less Service Charges	.17	.87			
Total Maintenance and Operation—Net	$ 7,948.37	$ 2,311.62	$ 9,336	$ 16,273	$ 15,971
Capital Outlay					
Equipment	$ 1,528.19	$	$	$ 5,714	$ 5,714
Structural and Non-structural Improvements					
Construction of Station	$	$	$ 46,314	$ 5,000	$ 5,000
Plans for Construction				1,500	1,500
Total Structural and Non-Structural Improvements	$	$	$ 46,314	$ 6,500	$ 6,500
Total Capital Outlay	$ 1,528.19	$	$ 46,314	$ 12,214	$ 12,214
TOTAL PALMDALE (5)	$ 18,774.04	$ 8,726.93	$ 73,650	$ 47,376	$ 47,074

FIRE PROTECTION DISTRICTS—Continued

Classification	EXPENDITURES Actual Prior Year 1953-54	Actual Current Year To 12-1-54	Estimated Current Year 1954-55	Requested Fiscal Year 1955-56	Allowed Fiscal Year 1955-56
UNIVERSAL CITY (5)					
Salaries and Wages	$ 85,477.88	$ 26,343.26	$ 86,500	$ 92,433	$ 92,433
Less Service Charges	682.39				
Salaries and Wages—Net	$ 84,795.49	$ 26,343.26	$ 86,500	$ 92,433	$ 92,433
Maintenance and Operation					
Administrative Services	$ 4,556.74	$ 1,036.57	$ 4,600	$ 6,548	$ 6,548
Auto Mileage	246.40	40.01	100	100	100
Automotive Supplies			25	25	25
Communication	275.83	108.29	359	585	585
Fire Prevention Service	468.05	104.20	561	676	676
Fire Protection Supplies	8.49		1,300	350	350
Furnishings and Household Supplies	18.41				
Insurance—Workmen's Compensation	2 309.08	971.53	1,950	2,188	2,188
Medical, Surgical & Laboratory Supplies	12.46				
Office Services			16	16	16
Office Supplies	3.76	7.15	8		
Repairs—Motor Vehicles	1,159.60	225.52	1,600	2,523	2,523
Special Services	96.20	60.98	61		
Transportation Services	1,447.68	120.56	1,447	1,445	1,445
Total Maintenance and Operation	$ 10,602.70	$ 2,674.81	$ 12,027	$ 14,456	$ 14,456
Less Service Charges	24.22				
Total Maintenance and Operation—Net	$ 10,578.48	$ 2,674.81	$ 12,027	$ 14,456	$ 14,456
Capital Outlay					
Equipment	$ 2.78	$	$	$	$
TOTAL UNIVERSAL CITY (5)	$ 95,376.75	$ 29,018.07	$ 98,527	$ 106,889	$ 106,889
GRAND TOTAL FIRE PROTECTION DISTRICTS	$6,148,225.37	$2,094,333.49	$6,434,233	$7,507,489	$7,508,946

Flood Control District

Authority: Los Angeles County Flood Control Act (Chapter 755, Statutes of 1915). Objectives are control of flood, storm, and other waste waters, and the conservation of such waters for beneficial and useful purposes by spreading, storing, etc.; for protecting harbors, waterways, public highways, and all property within the District from damage from flood waters; constructs, operates and maintains flood control channels, dams, debris basins, spreading grounds, and other flood control facilities; operates and maintains storm drains, drainage improvements and drainage systems transferred to it by law; co-operates with Federal Government and State and local agencies in developing and constructing a comprehensive flood control system for Los Angeles County.

APPROPRIATIONS $40,219,877

Classification	EXPENDITURES				
	Actual Prior Year 1953-54	Actual Current Year To 12-1-54	Estimated Current Year 1954-55	Requested Fiscal Year 1955-56	**Allowed Fiscal Year 1955-56**
Salaries and Wages	$	$	$	$7,157,423	$7,152,491
Deductions:					
Salary Savings	$	$	$	$	$1,001,687
Charges to Projects				7,157,423	6,150,804
Total Deductions	$	$	$	$7,157,423	$7,152,491
Salaries and Wages—Net	$	$	$	$	$
Maintenance and Operation					
Clearing and Minor Repairs on Channels	$ 173,095.26	$ 52,625.56	$ 128,500	$ 117,000	$ 117,000
Emergency Work—Flood or Fire	76,829.25	2,977.55	25,000	25,000	25,000
General Hydraulic Work	370,187.68	152,186.01	371,139	480,845	480,845
Maintenance and Repair to Stream Gaging Stations	9,876.99	5,695.75	8,800	7,500	7,500
Scarifying Channels			2,000	2,000	2,000
Maintenance of Permanent Channel Improvements	184,798.54	68,826.03	119,500	287,000	287,000
Maintenance of Temporary Channel Improvements	169,797.21	151,860.74	231,900	325,600	325,600
Maintenance of 1952 Bond Issue Storm Drains	2,446.75	1,310.20	14,250		
Clearing Reservoirs, Debris Basins, and Spreading Grounds	312,241.03	16,185.22	207,375	312,900	312,900
Operation of Dams, Debris Basins and Spreading Grounds	367,906.90	210,396.11	408,585	445,970	445,970
Repairs to Dams, Debris Basins and Spreading Grounds	92,511.97	46,242.27	229,600	163,700	163,700
Repairs to Buildings and Equipment	126,969.89	54,245.56	126,800	139,800	139,800
Maintenance of Access Roads	35,062.49	6,213.71	24,200	25,700	25,700
Operation of Communication Systems	81,666.17	25,959.05	81,549	82,656	82,656
Repairs to Communication Systems			7,618	3,000	3,000
Fire Insurance				42,164	42,164
Fire and Theft Insurance				2,500	2,500
Expendable Tools and Equipment	19,835.47	6,534.51	11,000	12,000	12,000
Storm Apparel	4,589.42	115.11	3,500	3,500	3,500
Damages—N. O. C.	269.80		5,000	5,000	5,000
Special Investigations	208,666.74	98,671.13	333,000	433,000	433,000
Testing	77,884.96				
Special Service Accounts	240,807.03	63,976.74	146,700	141,500	141,500
Allotments and Contributions	8,000.00	90,000.00	150,488	297,050	297,050
Oil Royalty Payments	7,995.64	542.14	6,500	9,250	9,250
Compilation of Maps	8,720.80				
Property Management	16,453.80				
Erosion Control	Cr. 21.71				
Zone I Engineering	35.81				
Engineering Account		1,173,095.72	2,987,913	3,225,732	3,225,732
Revolving Fund	18,690.73	598,534.47		975,000	975,000
Total Maintenance and Operation	$2,615,318.62	$2,826,193.58	$5,630,917	$7,565,367	$7,565,367
Less Service Charges	177,305.11	700,388.71	2,866,851	3,041,682	3,041,682
Total Maintenance and Operation—Net	$2,438,013.51	$2,125,804.87	$2,764,066	$4,523,685	$4,523,685

FLOOD CONTROL DISTRICT—Continued

Classification	EXPENDITURES				
	Actual Prior Year 1953-54	Actual Current Year To 12-1-54	Estimated Current Year 1954-55	Requested Fiscal Year 1955-56	Allowed Fiscal Year 1955-56
Capital Outlay					
Right of Way for Federal Projects (101)					
990 Dept. of the Army Projects	$3,300,343.03	$ 318,630.92	$2,924,554	$14,961,600	$14,961,600
990 Dept. of Agriculture Projects	93,215.00	8,872.29	499,565	595,700	595,700
Right of Way for District Projects (102)					
991 District Rights of Way	421,553.09	78,582.74	475,661	1,015,100	1,015,100
Permanent Channel Improvements (103)					
Various locations	1,509,871.08	210,469.43	3,469,155		
905I Harrow				70,000	70,000
916D Bradbury Canyon				575,000	575,000
921D Sycamore Diversion				750,000	750,000
927I Maddock Canyon				205,000	205,000
932F Winery Canyon				2,000	2,000
937R Zachau				62,000	62,000
939B Aliso Creek				15,500	15,500
939D Lime Kiln Creek				15,000	15,000
943A Dominguez				2,062,000	2,062,000
953A Los Cerritos				150,000	150,000
954A Arcadia Wash				55,000	55,000
Temporary Channel Improvements (104)					
Various locations	1,002,020.42	26,267.08	2,668,701		
901A San Gabriel River				39,000	39,000
919B Verdugo Wash				46,200	46,200
925C Charter Oak Wash				17,000	17,000
933E Hastings				15,000	15,000
935A Coyote Creek				521,000	521,000
935C Coyote Creek—North Fork				150,000	150,000
936A San Jose Creek				51,000	51,000
936G Puente Creek				32,000	32,000
943A Dominguez				600,000	600,000
Dams (105)					
Various locations	173,126.81	64,159.10	155,530		
901H Cogswell				33,300	33,300
901I San Gabriel				30,300	30,300
903B Santa Anita				33,000	33,000
905C Big Dalton				64,000	64,000
906B Sierra Madre				15,000	15,000
913B Sawpit				23,800	23,800
923C Puddingstone				5,500	5,500
924B San Dimas				8,000	8,000
932A Devils Gate				3,000	3,000
938C Pacoima				60,000	60,000
949A Big Tujunga				102,500	102,500
Debris Basins (106)					
Various locations	399,545.31	61,969.07	71,900		
903G Lannan				2,400	2,400
905J Harrow				108,000	108,000
913G Ruby Canyon				154,000	154,000
919S Dunsmuir				3,000	3,000
919U Halls Canyon				5,000	5,000
919V Pickens Canyon				5,000	5,000
919W Shields Canyon				3,000	3,000
937R Zachau				219,000	219,000
942B Lincoln				2,000	2,000
954E Bailey				1,500	1,500
954L Auburn				1,800	1,800

FLOOD CONTROL DISTRICT—Continued

Classification	EXPENDITURES				
	Actual Prior Year 1953-54	Actual Current Year To 12-1-54	Estimated Current Year 1954-55	Requested Fiscal Year 1955-56	Allowed Fiscal Year 1955-56
Capital Outlay—Continued					
Spreading Grounds (107)					
Various locations	203,546.60	33,320.19	108,101		
900M Dominguez Gap				18,500	18,500
901K San Gabriel Coastal Basin				2,000	2,000
902G Centinela Creek				17,350	17,350
903D Santa Anita				1,400	1,400
905B Big Dalton Canyon				10,000	10,000
912F Live Oak Wash				2,500	2,500
927D Rio Hondo Coastal Basin				18,950	18,950
927K Rio Hondo West Side				101,800	101,800
927L Santa Fe Reservoir				35,000	35,000
927M Montebello				1,000	1,000
929D Alhambra Wash				1,000	1,000
937I Tujunga Wash—Hansen				7,450	7,450
937P Lopez				33,600	33,600
937S Saticoy				1,500	1,500
938D Pacoima Wash				24,650	24,650
938F Branford				41,300	41,300
938G Pacoima Channel				1,000	1,000
956A Walteria Sump				8,900	8,900
957A Rose Avenue				500	500
Equipment (108)					
930 Equipment	235,264.28	11,276.14	150,893	478,266	381,866
Buildings (109)					
Various	105,158.27		93,432		
944 Alcazar Yard				68,500	68,500
944 Auburn Canyon Debris Basin				1,200	1,200
944 Bradbury Canyon Debris Basin				1,200	1,200
944 Communications Division				3,000	3,000
944 District No. 1, Saticoy Yard				9,110	9,110
944 District No. 2, Longden Yard				9,110	9,110
944 District No. 3, Field Headquarters				15,650	15,650
944 District No. 4, Imperial Yard				500	500
944 Eaton Yard				8,000	8,000
944 Harrow Debris Basin				1,200	1,200
944 Hay Debris Basin				2,000	2,000
944 Maddock Canyon Debris Basin				1,200	1,200
944 Sawpit Canyon Debris Basin				1,200	1,200
944 Testing Division				3,500	3,500
944 Zachau Debris Basin				1,200	1,200
Roads and Trails (111)					
Various	17,887.88	707.52	18,175		
901H Cogswell Dam				2,000	2,000
903B Santa Anita Dam				10,000	10,000
913B Sawit Dam				10,000	10,000
927D Rio Hondo Coastal Basin Spreading Grounds				1,500	1,500
Yard Facilities (112)					
Various locations	20,391.09	182.62	16,581		
952A Alcazar				31,850	31,850
952A District No. 1, Saticoy				1,890	1,890
952A District No. 2, Longden				3,140	3,140
952A District No. 3, Field Headquarters				2,350	2,350
952A District No. 4, Imperial				1,500	1,500
Communication Systems (114)					
Various locations	1.16		863		
931A Telephone lines				3,500	3,500
Engineering Studies (115)					
Various	30,675.87	1,098.48	64,769		
951A Ocean Outlet				4,147	4,147
Engineering Account (115)					
951E Engineering Account				1,398,893	1,338,893

FLOOD CONTROL DISTRICT—Continued

Classification	EXPENDITURES Actual Prior Year 1953-54	Actual Current Year To 12-1-54	Estimated Current Year 1954-55	Requested Fiscal Year 1955-56	Allowed Fiscal Year 1955-56
Capital Outlay—Continued					
Stream Gaging Facilities (116)					
Various locations	6,623.47	5,030.08	6,910		
900J Los Angeles River				400	400
901M San Gabriel River, East Fork				2,500	2,500
906A Sierra Madre Wash				700	700
907A Santa Clara River				700	700
913H Monrovia Drain				500	500
927F Buena Vista Pit				1,000	1,000
953A Los Cerritos Channel				2,000	2,000
Total Capital Outlay	$7,519,223.36	$ 820,565.66	$10,724,790	$25,300,006	$25,143,606
TOTAL MAINTENANCE FUND	$9,957,236.87	$2,946,370.53	$13,488,856	$29,823,691	$29,667,291
Interest and Debt Redemption					
Interest on Voted Bonds	$ 497,887.10	$ 249,402.55	$ 451,700	$ 405,512	$ 405,512
Interest on Storm Drain Bonds	855,555.16	830,000.00	1,660,000	1,632,938	1,632,938
Interest on Non-voted Bonds	31,875.00		18,870	5,377	5,377
Redemption of Voted Bonds	993,750.00	993,750.00	993,750	993,750	993,750
Redemption of Storm Drain Bonds	6,000,000.00		6,000,000	6,000,000	6,000,000
Redemption of Non-voted Bonds	301,000.00	242,000.00	312,000	253,000	253,000
Total Interest and Debt Redemption	$8,680,067.26	$2,315,152.55	$ 9,436,320	$ 9,290,577	$ 9,290,577
TOTAL FLOOD CONTROL	$18,637,304.13	$5,261,523.08	$22,925,176	$39,114,268	$38,957,868
DRAINAGE IMPROVEMENTS					
Maintenance and Operation					
Long Beach Northeast Drainage System	$ 20,437.57	$ 6,695.43	$ 21,135	$ 21,525	$ 21,525
Drainage District Improvement No. 3	129.82	2.62	140	150	150
Drainage District Improvement No. 8	2,644.55	2,539.47	4,750	4,700	4,700
Drainage District Improvement No. 9	13,843.56	2,210.61	4,435	4,500	4,500
Drainage District Improvement No. 11	2,778.90	3,058.48	6,145	117,150	117,150
Drainage District Improvement No. 17	4,954.13	220.30	850	950	950
Drainage District Improvement No. 22	3,146.16	1,991.10	4,820	4,600	4,600
Drainage District Improvement No. 23	13,380.65	3,024.12	7,300	5,300	5,300
Drainage District Improvement No. 25	320.59	109.45	405	400	400
Drainage District Improvement No. 26	3,171.13	1,231.58	4,860	3,500	3,500
Drainage District Improvement No. 29	17,949.12	4,047.72	35,085	3,200	3,200
Alhambra Avenue	242.08	153.43	555	450	450
City Terrace	333.30	233.96	535	600	600
Culver City	382.91	257.53	535	14,150	14,150
Hooper Avenue	2,995.10	2,234.04	4,400	4,400	4,400
Olive View Sanatorium	8.98		60	80	80
West Altadena	664.37	305.87	1,115	1,150	1,150
Culver City A & I District No. 4	306.70	359.16	540	550	550
Industrial Avenue	97.88	77.05	215	875	875
Las Tunas Drive	163.20	34.12	310	300	300
San Fernando Protection District	3,820.43	1,147.10	4,565	4,500	4,500
County Hospital	343.90	89.11	365	400	400
East Altadena	805.68	422.60	1,345	1,300	1,300
East Compton Creek	1,243.31	666.74	1,815	1,600	1,600
General Engineering and Mapping	3,655.14				
Lomita	612.39	155.96	355	400	400
Ramona Boulevard	112.55	53.17	205	300	300
Winery Canyon	391.82	90.39	315	300	300
Los Cerritos	21,231.08	19,206.69	27,000	16,600	16,600
Glen Avenue	3,539.29	2,945.69	5,650	5,600	5,600
Fair Oaks	4,023.07	174.12	670	700	700
Rubio Storm Drain—No. 1	1,741.57	350.78	11,890	11,450	11,450
Rubio Storm Drain—No. 2	129.51	34.71	325	350	350
Bartolo	396.29	279.60	525	550	550

FLOOD CONTROL DISTRICT—Continued

Classification	EXPENDITURES Actual Prior Year 1953-54	Actual Current Year To 12-1-54	Estimated Current Year 1954-55	Requested Fiscal Year 1955-56	Allowed Fiscal Year 1955-56
DRAINAGE IMPROVEMENTS—(Continued)					
Maintenance and Operation—Continued					
Monrovia	141.32	229.41	300	300	300
Duarte Park	261.63		775	450	450
Caldwell	71.90		225	200	200
Arboretum	34.58	57.94	425	250	250
Hawthorne—159th Street		234.41	700	700	700
Lenore Street		353.51	725	300	300
Michigan Avenue		387.43	550	550	550
Engineering Account			5,000	5,000	5,000
Total Maintenance and Operation	$ 130,506.16	$ 55,665.40	$ 161,915	$ 240,330	$ 240,330
Capital Outlay (300)					
Various locations	$ 131,777.07	$Cr. 685.73	$ 453,150	$	$
999A Long Beach Northeast				26,300	26,300
999D Drainage Dist. Improvment No. 9				35,000	35,000
999V San Fernando Protection District				1,800	1,800
999D-1 Los Cerritos				40,500	40,500
999Z-1 Engineering Account				32,592	32,592
Total Capital Outlay	$ 131,777.07	$Cr. 685.73	$ 453,150	$ 136,192	$ 136,192
TOTAL MAINTENANCE FUND	$ 262,283.23	$ 54,979.67	$ 615,065	$ 376,522	$ 376,522
Interest and Debt Redemption					
Interest on Bonds	$ 4,255.51	$ 1,425.13	$ 3,621	$ 2,987	$ 2,987
Redemption of Bonds	9,500.00		9,500	9,500	9,500
Total Interest and Debt Redemption	$ 13,755.51	$ 1,425.13	$ 13,121	$ 12,487	$ 12,487
TOTAL DRAINAGE IMPROVEMENTS	$ 276,038.74	$ 56,404.80	$ 628,186	$ 389,009	$ 389,009

FLOOD CONTROL DISTRICT—Continued

Classification	Actual Prior Year 1953-54	Actual Current Year To 12-1-54	Estimated Current Year 1954-55	Requested Fiscal Year 1955-56	Allowed Fiscal Year 1955-56
ZONE NO. 1					
Maintenance and Operation					
Acquisition of Water	$	$ 450,480.00	$ 542,668	$ 610,000	$ 610,000
ZONE NO. 2					
Maintenance and Operation					
Acquisition of Water	$	$ 17,126.80	$ 65,000	$	$
Determination of Sources of Water		28,569.36	85,000	130,000	130,000
West Basin Barrier Project Water				75,000	75,000
Total Maintenance and Operation	$	$ 45,696.16	$ 150,000	$ 205,000	$ 205,000
Capital Outlay (550)					
996B Acquisition of State-owned facilities	$	$	$	$ 58,000	$ 58,000
TOTAL ZONE NO. 2	$	$ 45,696.16	$ 150,000	$ 263,000	$ 263,000
GRAND TOTAL FLOOD CONTROL DISTRICT	$18,913,342.87	$5,814,104.04	$24,246,030	$40,376,277	$40,219,877

Garbage Disposal Districts

Garbage Disposal Districts are organized under provisions of the State Health and Safety Code. Appropriations are for the purpose of defraying costs of garbage and refuse disposal in the area included in each district.

APPROPRIATIONS $847,553

Classification	EXPENDITURES				
	Actual Prior Year 1953-54	Actual Current Year To 12-1-54	Estimated Current Year 1954-55	Requested Fiscal Year 1955-56	Allowed Fiscal Year 1955-56
ATHENS-WOODCREST-OLIVITA (2)					
Maintenance and Operation					
Collection of Garbage and Combustible and Non-combustible Rubbish	$ 31,750.90	$ 14,609.45	$ 43,905	$ 46,444	$ 46,444
BELLFLOWER (1)					
Maintenance and Operation					
Collection of Garbage and Combustible and Non-combustible Rubbish	$ 41,599.45	$ 20,572.58	$ 61,841	$ 65,775	$ 65,775
BELVEDERE (1)					
Maintenance and Operation					
Collection of Garbage and Combustible and Non-combustible Rubbish	$ 179,696.48	$ 65,932.24	$ 198,780	$ 205,174	$ 205,174
CLIFTON HEIGHTS (4)					
Maintenance and Operation					
Collection of Garbage and Combustible and Non-combustible Rubbish	$ 5,561.21	$ 1,300.07	$ 4,320	$ 4,267	$ 4,267
DOWNEY (1)					
Maintenance and Operation					
Collection of Garbage and Combustible and Non-combustible Rubbish	$ 57,048.32	$ 25,981.21	$ 78,573	$ 85,891	$ 85,891
FIRESTONE (2)					
Maintenance and Operation					
Collection of Garbage and Combustible and Non-combustible Rubbish	$ 140,271.87	$ 60,078.25	$ 180,972	$ 186,375	$ 186,375
LAKEWOOD VILLAGE (1)					
Maintenance and Operation					
Collection of Garbage and Combustible and Non-combustible Rubbish	$ 7,013.10	$	$	$	$
MALIBU (4)					
Maintenance and Operation					
Collection of Garbage and Combustible and Non-combustible Rubbish	$ 17,464.73	$ 8,391.82	$ 24,795	$ 26,962	$ 26,962
MAYFAIR (1)					
Maintenance and Operation					
Collection of Garbage and Combustible and Non-combustible Rubbish	$ 19,647.61	$ 9,840.33	$ 29,749	$ 30,307	$ 30,307
MESA HEIGHTS (4)					
Maintenance and Operation					
Collection of Garbage and Combustible and Non-combustible Rubbish	$ 31,470.20	$ 9,657.16	$ 30,282	$ 34,168	$ 34,168
NORWALK (1)					
Maintenance and Operation					
Collection of Garbage and Combustible and Non-combustible Rubbish	$ 13,896.24	$ 7,844.12	$ 23,761	$ 24,055	$ 24,055
SAN DIMAS (1)					
Maintenance and Operation					
Collection of Garbage and Combustible and Non-combustible Rubbish	$ 3,364.24	$ 1,233.19	$ 3,553	$ 3,822	$ 3,822

GARBAGE DISPOSAL DISTRICTS—Continued

Classification	EXPENDITURES				
	Actual Prior Year 1953-54	Actual Current Year To 12-1-54	Estimated Current Year 1954-55	Requested Fiscal Year 1955-56	Allowed Fiscal Year 1955-56
SOUTH LAKEWOOD (1)					
Maintenance and Operation					
Collection of Garbage and Combustible and Non-combustible Rubbish	$ 16,434.57	$ 6,180.99	$ 18,875	$ 18,915	$ 18,915
WALNUT PARK (2)					
Maintenance and Operation					
Collection of Garbage and Combustible and Non-combustible Rubbish	$ 22,398.81	$ 8,778.73	$ 26,765	$ 27,057	$ 27,057
WEST HOLLYWOOD-SHERMAN (2)					
Maintenance and Operation					
Collection of Garbage and Combustible and Non-combustible Rubbish	$ 68,844.69	$ 26,966.28	$ 81,466	$ 88,341	$ 88,341
GRAND TOTAL GARBAGE DISPOSAL DISTRICTS	**$ 656,462.42**	**$ 267,366.42**	**$ 807,637**	**$ 847,553**	**$ 847,553**

Sewer Maintenance Districts

Sewer Maintenance Districts are formed under provisions of the Health and Safety Code or the Streets and Highways Code of the State of California. The special districts are created by the County Board of Supervisors to provide for the levy and collection of taxes to defray the expense of maintenance and operation of the sanitary sewers which have been constructed and included within the boundaries of the district. The expenditures include the cost of administration, cleaning, repairing, replacing, operating, and maintaining the sanitary sewers and appurtenances and also the contract cost of water service for sewer flushing and sewage disposal when not otherwise provided.

APPROPRIATIONS $505,300

HEALTH AND SAFETY CODE

Classification	EXPENDITURES Actual Prior Year 1953-54	Actual Current Year To 12-1-54	Estimated Current Year 1954-55	Requested Fiscal Year 1955-56	Allowed Fiscal Year 1955-56
ANETA (4)					
Salaries and Wages	$ 62.37	$ 2.63	$	$ 115	$ 115
Maintenance and Operation					
Maintenance of System	$ 8.70	$ .84	$	$ 1,375	$ 1,375
Water Service				10	10
Total Maintenance and Operation	$ 8.70	$ .84	$	$ 1,385	$ 1,385
TOTAL ANETA	$ 71.07	$ 3.47	$	$ 1,500	$ 1,500
ARTESIA (1)					
Salaries and Wages	$ 713.53	$	$	$	$
Maintenance and Operation					
Maintenance of System	$ 215.03	$	$	$	$
TOTAL ARTESIA	$ 928.56	$	$	$	$
BALDWIN HILLS (2 and 4)					
Salaries and Wages	$	$ 4,561.89	$ 4,820	$ 5,410	$ 5,410
Maintenance and Operation					
Maintenance of System	$	$ 846.01	$ 1,700	$ 2,500	$ 2,500
Water Service			100	100	100
Total Maintenance and Operation	$	$ 846.01	$ 1,800	$ 2,600	$ 2,600
TOTAL BALDWIN HILLS	$	$ 5,407.90	$ 6,620	$ 8,010	$ 8,010
BELL GARDENS (1)					
Salaries and Wages	$ 6,705.44	$	$	$	$
Maintenance and Operation					
Maintenance of System	$ 1,888.32	$	$	$	$
TOTAL BELL GARDENS	$ 8,593.76	$	$	$	$
BELVEDERE (3)					
Salaries and Wages	$ 14,113.42	$ 27,514.89	$ 30,390	$ 31,970	$ 31,970
Maintenance and Operation					
Maintenance of System	$ 7,363.99	$ 5,102.45	$ 10,440	$ 14,155	$ 14,155
Water Service	42.59	20.11	400	400	400
Total Maintenance and Operation	$ 7,406.58	$ 5,122.56	$ 10,840	$ 14,555	$ 14,555
Capital Outlay					
Equipment	$ 7,860.74	$ 187.98	$ 11,390	$ 12,350	$ 12,350
Less Service Charges to Districts	6,854.05		9,050	12,350	12,350
Total Capital Outlay—Net	$ 1,006.69	$ 187.98	$ 2,340	$	$
TOTAL BELVEDERE	$ 22,526.69	$ 32,825.43	$ 43,570	$ 46,525	$ 46,525

SEWER MAINTENANCE DISTRICTS—Continued

HEALTH AND SAFETY CODE—Continued

Classification	EXPENDITURES Actual Prior Year 1953-54	Actual Current Year To 12-1-54	Estimated Current Year 1954-55	Requested Fiscal Year 1955-56	Allowed Fiscal Year 1955-56
CLIFTON HEIGHTS (4)					
Salaries and Wages	$ 230.43	$	$	$	$
Maintenance and Operation					
Maintenance of System	$ 67.65	$	$	$	$
TOTAL CLIFTON HEIGHTS	$ 298.08	$	$	$	$
COLORADO BLVD.-KINNELOA AVE. (5)					
Salaries and Wages	$ 42.85	$ 71.86	$ 75	$ 115	$ 115
Maintenance and Operation					
Maintenance of System	$ 28.83	$ 13.60	$ 255	$ 720	$ 720
Water Service			10	10	10
Total Maintenance and Operation	$ 28.83	$ 13.60	$ 265	$ 730	$ 730
TOTAL COLORADO BLVD.-KINNELOA AVENUE	$ 71.68	$ 85.46	$ 340	$ 845	$ 845
DEANE AVENUE—KENISTON AVENUE (4)					
Salaries and Wages	$ 1,487.11	$	$	$	$
Maintenance and Operation					
Maintenance of System	$ 5,939.51	$	$	$	$
TOTAL DEANE AVENUE—KENISTON AVENUE	$ 7,426.62	$	$	$	$
DIVISION STREET-11TH STREET (5)					
Salaries and Wages	$ 15.47	$	$	$	$
Maintenance and Operation					
Maintenance of System	$ 15.07	$	$	$	$
TOTAL DIVISION STREET-11TH STREET	$ 30.54	$	$	$	$
DOMINGUEZ (2-4))					
Salaries and Wages	$ 3,790.76	$ 5,903.64	$ 7,000	$ 8,630	$ 8,630
Maintenance and Operation					
Maintenance of System	$ 2,037.08	$ 1,095.68	$ 2,320	$ 3,540	$ 3,540
Water Service			50	50	50
Total Maintenance and Operation	$ 2,037.08	$ 1,095.68	$ 2,370	$ 3,590	$ 3,590
TOTAL DOMINGUEZ	$ 5,827.84	$ 6,999.32	$ 9,370	$ 12,220	$ 12,220
DOWNEY (1-3-4)					
Salaries and Wages	$ 24,306.23	$ 38,442.10	$ 49,500	$ 56,140	$ 56,140
Maintenance and Operation					
Maintenance of System	$ 11,322.17	$ 7,187.84	$ 15,820	$ 22,085	$ 22,085
Water Service	21.00	14.00	500	55	55
Total Maintenance and Operation	$ 11,343.17	$ 7,201.84	$ 16,320	$ 22,140	$ 22,140
TOTAL DOWNEY	$ 35,649.40	$ 45,643.94	$ 65,820	$ 78,280	$ 78,280

SEWER MAINTENANCE DISTRICTS—Continued

HEALTH AND SAFETY CODE—Continued

Classification	EXPENDITURES Actual Prior Year 1953-54	Actual Current Year To 12-1-54	Estimated Current Year 1954-55	Requested Fiscal Year 1955-56	Allowed Fiscal Year 1955-56
FLORENCE-GRAHAM (1-2-3-4)					
Salaries and Wages	$ 16,510.55	$ 22,695.13	$ 26,200	$ 29,315	$ 29,315
Maintenance and Operation					
Maintenance of System	$ 11,412.54	$ 4,318.36	$ 9,165	$ 12,955	$ 12,955
Water Service	60.00	26.30	400	400	400
Total Maintenance and Operation	$ 11,472.54	$ 4,344.66	$ 9,565	$ 13,355	$ 13,355
Capital Outlay					
Structural and Non-Structural Improvements					
Warehouse and Grounds Improvements	$ 15,945.73	$	$ 1,200	$	$
Less Service Charges to Districts	19,461.83				
Total Capital Outlay—Net	$Cr. 3,516.10	$	$ 1,200	$	$
TOTAL FLORENCE-GRAHAM	$ 24,466.99	$ 27,039.79	$ 36,965	$ 42,670	$ 42,670
GREVILLEA ST.-IMPERIAL HIGHWAY (4)					
Salaries and Wages	$ 5,878.80	$	$	$	$
Maintenance and Operation					
Maintenance of System	$ 4,191.82	$	$	$	$
TOTAL GREVILLEA ST.-IMPERIAL HIGHWAY	$ 10,070.62	$	$	$	$
HOYT AVENUE-TYLER AVENUE (1)					
Salaries and Wages	$ 2,535.13	$ 3,751.84	$ 4,400	$ 9,220	$ 9,220
Maintenance and Operation					
Maintenance of System	$ 1,028.84	$ 701.00	$ 1,460	$ 3,950	$ 3,950
Water Service			90	90	90
Total Maintenance and Operation	$ 1,028.84	$ 701.00	$ 1,550	$ 4,040	$ 4,040
TOTAL HOYT AVENUE-TYLER AVENUE	$ 3,563.97	$ 4,452.84	$ 5,950	$ 13,260	$ 13,260
LA MIRADA (1)					
Salaries and Wages	$ 175.18	$ 2,323.92	$ 3,260	$ 2,680	$ 2,680
Maintenance and Operation					
Maintenance of System	$ 92.55	$ 427.87	$ 1,090	$ 920	$ 920
Water Service			40	40	40
Total Maintenance and Operation	$ 92.55	$ 427.87	$ 1,130	$ 960	$ 960
TOTAL LA MIRADA	$ 267.73	$ 2,751.79	$ 4,390	$ 3,640	$ 3,640
LENNOX (2-4)					
Salaries and Wages	$	$ 16,682.54	$ 19,140	$ 28,690	$ 28,690
Maintenance and Operation					
Maintenance of System	$	$ 3,094.06	$ 6,450	$ 12,595	$ 12,595
Water Service			350	400	400
Total Maintenance and Operation	$	$ 3,094.06	$ 6,800	$ 12,995	$ 12,995
TOTAL LENNOX	$	$ 19,776.60	$ 25,940	$ 41,685	$ 41,685

SEWER MAINTENANCE DISTRICTS—Continued

HEALTH AND SAFETY CODE—Continued

Classification	EXPENDITURES Actual Prior Year 1953-54	Actual Current Year To 12-1-54	Estimated Current Year 1954-55	Requested Fiscal Year 1955-56	Allowed Fiscal Year 1955-56
LOMITA (4)					
Salaries and Wages	$ 3,087.25	$ 4,274.35	$ 4,510	$ 5,000	$ 5,000
Maintenance and Operation					
Maintenance of System	$ 1,314.92	$ 793.21	$ 1,590	$ 2,310	$ 2,310
Water Service			120	120	120
Total Maintenance and Operation	$ 1,314.92	$ 793.21	$ 1,710	$ 2,430	$ 2,430
TOTAL LOMITA	$ 4,402.17	$ 5,067.56	$ 6,220	$ 7,430	$ 7,430
MILLS AVENUE-WHITTIER BLVD. (1)					
Salaries and Wages	$ 7,491.79	$	$	$	$
Maintenance and Operation					
Maintenance of System	$ 2,183.77	$	$	$	$
TOTAL MILLS AVE.-WHITTIER BLVD.	$ 9,675.56	$	$	$	$
NORWALK (1)					
Salaries and Wages	$ 8,276.91	$ 30,175.91	$ 39,450	$ 49,475	$ 49,475
Maintenance and Operation					
Maintenance of System	$ 5,333.43	$ 5,671.41	$ 12,810	$ 19,920	$ 19,920
Water Service	48.70	18.10	450	450	450
Total Maintenance and Operation	$ 5,382.13	$ 5,689.51	$ 13,260	$ 20,370	$ 20,370
TOTAL NORWALK	$ 13,659.04	$ 35,865.42	$ 52,710	$ 69,845	$ 69,845
SEVENTH STREET (4)					
Salaries and Wages	$ 251.27	$	$	$	$
Maintenance and Operation					
Maintenance of System	$ 82.40	$	$	$	$
TOTAL SEVENTH STREET	$ 333.67	$	$	$	$
THE STRAND (4)					
Salaries and Wages	$ 240.79	$	$	$	$
Maintenance and Operation					
Maintenance of System	$ 77.34	$	$	$	$
TOTAL THE STRAND	$ 318.13	$	$	$	$
VERMONT AVENUE (2-4)					
Salaries and Wages	$ 3,101.03	$ 4,799.52	$ 5,190	$	$
Maintenance and Operation					
Maintenance of System	$ 2,089.28	$ 894.84	$ 1,800	$	$
Water Service			150		
Total Maintenance and Operation	$ 2,089.28	$ 894.84	$ 1,950	$	$
TOTAL VERMONT AVENUE	$ 5,190.31	$ 5,694.36	$ 7,140	$	$

SEWER MAINTENANCE DISTRICTS—Continued

HEALTH AND SAFETY CODE—Continued

Classification	EXPENDITURES				
	Actual Prior Year 1953-54	Actual Current Year To 12-1-54	Estimated Current Year 1954-55	Requested Fiscal Year 1955-56	Allowed Fiscal Year 1955-56
WEST HOLLYWOOD-SHERMAN (3)					
Salaries and Wages	$ 3,074.63	$ 4,579.62	$ 4,835	$ 5,025	$ 5,025
Maintenance and Operation					
Maintenance of System	$ 49,819.14	$ 850.40	$ 51,260	$ 52,355	$ 52,355
Water Service	23.20	11.52	200	200	200
Total Maintenance and Operation	$ 49,842.34	$ 861.92	$ 51,460	$ 52,555	$ 52,555
TOTAL WEST HOLLYWOOD-SHERMAN	$ 52,916.97	$ 5,441.54	$ 56,295	$ 57,580	$ 57,580
TOTAL SEWER MAINTENANCE DISTRICTS—H & S Code	$ 206,289.40	$ 197,055.42	$ 321,330	$ 383,490	$ 383,490

SEWER MAINTENANCE DISTRICTS—Continued

STREETS AND HIGHWAYS CODE

Classification	EXPENDITURES Actual Prior Year 1953-54	Actual Current Year To 12-1-54	Estimated Current Year 1954-55	Requested Fiscal Year 1955-56	Allowed Fiscal Year 1955-56
ALTADENA (5)					
Salaries and Wages	$Cr. 881.14	$ 6,895.08	$ 8,170	$ 10,180	$ 10,180
Maintenance and Operation					
Maintenance of System	$ 356.74	$ 1,280.80	$ 2,700	$ 4,445	$ 4,445
Water Service			150	150	150
Total Maintenance and Operation	$ 356.74	$ 1,280.80	$ 2,850	$ 4,595	$ 4,595
TOTAL ALTADENA	$Cr. 524.40	$ 8,175.88	$ 11,020	$ 14,775	$ 14,775
BANDINI (1)					
Salaries and Wages	$ 171.51	$	$	$	$
Maintenance and Operation					
Maintenance of System	$ 40.23	$	$	$	$
TOTAL BANDINI	$ 211.74	$	$	$	$
BLANCHE ST.-ROSEMEAD BLVD. (5)					
Salaries and Wages	$ 1,009.73	$	$	$	$
Maintenance and Operation					
Maintenance of System	$ 280.96	$	$	$	$
TOTAL BLANCHE ST.-ROSEMEAD BLVD.	$ 1,290.69	$	$	$	$
CENTURY BLVD.-ALAMEDA ST. (1-2-4)					
Salaries and Wages	$ 62.59	$ 88.26	$ 220	$	$
Maintenance and Operation					
Maintenance of System	$ 35.47	$ 16.73	$ 45	$	$
Water Service			10		
Total Maintenance and Operation	$ 35.47	$ 16.73	$ 55	$	$
TOTAL CENTURY BLVD.-ALAMEDA STREET	$ 98.06	$ 104.99	$ 275	$	$
CLARINDA AVE.-SUNGLOW STREET (1)					
Salaries and Wages	$ 1,463.30	$	$	$	$
Maintenance and Operation					
Maintenance of System	$ 351.30	$	$	$	$
Water Service	6.00				
Total Maintenance and Operation	$ 357.30	$	$	$	$
TOTAL CLARINDA AVE.-SUNGLOW ST.	$ 1,820.60	$	$	$	$
ESCALON AVE-OLYMPIAD DRIVE (4)					
Salaries and Wages	$ 574.04	$	$	$	$
Maintenance and Operation					
Maintenance of System	$ 153.60	$	$	$	$
TOTAL ESCALON AVE.-OLYMPIAD DRIVE	$ 727.64	$	$	$	$

SEWER MAINTENANCE DISTRICTS—Continued

STREETS AND HIGHWAYS CODE—Continued

Classification	EXPENDITURES				
	Actual Prior Year 1953-54	Actual Current Year To 12-1-54	Estimated Current Year 1954-55	Requested Fiscal Year 1955-56	Allowed Fiscal Year 1955-56
FAIRWAY BOULEVARD-VERNON AVENUE (4)					
Salaries and Wages	$ 775.20	$	$	$	$
Maintenance and Operation					
Maintenance of System	$ 205.28	$	$	$	$
TOTAL FAIRWAY BOULEVARD-VERNON AVENUE	$ 980.48	$	$	$	$
FERINA STREET-GRIDLEY ROAD (1)					
Salaries and Wages	$ 84.53	$ 281.25	$ 300	$	$
Maintenance and Operation					
Maintenance of System	$ 99.08	$ 52.70	$ 755	$	$
Water Service			20		
Total Maintenance and Operation	$ 99.08	$ 52.70	$ 775	$	$
TOTAL FERINA STREET-GRIDLEY ROAD	$ 183.61	$ 333.95	$ 1,075	$	$
GALE AVENUE (1)					
Salaries and Wages	$	$	$	$ 90	$ 90
Maintenance and Operation					
Maintenance of System	$	$	$	$ 870	$ 870
TOTAL GALE AVENUE	$	$	$	$ 960	$ 960
GARFIELD AVE.-OLYMPIC BLVD. (1)					
Salaries and Wages	$ 360.73	$ 854.95	$ 900	$ 940	$ 940
Maintenance and Operation					
Maintenance of System	$ 304.49	$ 159.08	$ 320	$ 430	$ 430
Water Service			30	30	30
Total Maintenance and Operation	$ 304.49	$ 159.08	$ 350	$ 460	$ 460
TOTAL GARFIELD AVE.-OLYMPIC BLVD.	$ 665.22	$ 1,014.03	$ 1,250	$ 1,400	$ 1,400
GRAYLAND AVE.-14th STREET (1)					
Salaries and Wages	$ 2,028.26	$	$	$	$
Maintenance and Operation					
Maintenance of System	$ 492.04	$	$	$	$
Water Service	12.00				
Total Maintenance and Operation	$ 504.04	$	$	$	$
TOTAL GRAYLAND AVE.-14th STREET	$ 2,532.30	$	$	$	$
HADLEY STREET-BROADWAY (1)					
Salaries and Wages	$ 6,559.14	$	$	$	$
Maintenance and Operation					
Maintenance of System	$ 1,750.10	$	$	$	$
Water Service	37.60				
Total Maintenance and Operation	$ 1,787.70	$	$	$	$
TOTAL HADLEY STREET-BROADWAY	$ 8,346.84	$	$	$	$

SEWER MAINTENANCE DISTRICTS—Continued

STREETS AND HIGHWAYS CODE—Continued

Classification	EXPENDITURES Actual Prior Year 1953-54	Actual Current Year To 12-1-54	Estimated Current Year 1954-55	Requested Fiscal Year 1955-56	Allowed Fiscal Year 1955-56
HARCROSS DR.-BRADNA DR. (4)					
Salaries and Wages	$ 218.09	$	$	$	$
Maintenance and Operation					
Maintenance of System	$ 61.21	$	$	$	$
TOTAL HARCROSS DR.-BRADNA DR.	$ 279.30	$	$	$	$
HUNTINGTON DRIVE-WINIFRED AVE. (5)					
Salaries and Wages	$ 90.06	$ 21.56	$ 120	$ 90	$ 90
Maintenance and Operation					
Maintenance of System	$ 1,174.97	$ 21.13	$ 240	$ 510	$ 510
TOTAL HUNTINGTON DRIVE-WINIFRED AVENUE	$ 1,265.03	$ 42.69	$ 360	$ 600	$ 600
LAKEWOOD (1)					
Salaries and Wages	$ 17,108.94	$ 17,951.11	$ 20,260	$ 21,190	$ 21,190
Maintenance and Operation					
Maintenance of System	$ 8,131.22	$ 3,342.08	$ 6,900	$ 9,420	$ 9,420
Water Service			225	225	225
Total Maintenance and Operation	$ 8,131.22	$ 3,342.08	$ 7,125	$ 9,645	$ 9,645
TOTAL LAKEWOOD	$ 25,240.16	$ 21,293.19	$ 27,385	$ 30,835	$ 30,835
LAMBERT ROAD-VILLA DRIVE (1)					
Salaries and Wages	$ 179.49	$	$	$	$
Maintenance and Operation					
Maintenance of System	$ 50.92	$	$	$	$
TOTAL LAMBERT RD.-VILLA DR.	$ 230.41	$	$	$	$
LANCASTER (5)					
Salaries and Wages	$ 3,031.76	$ 4,043.46	$ 4,280	$ 5,390	$ 5,390
Maintenance and Operation					
Maintenance of System	$ 1,209.73	$ 749.09	$ 1,535	$ 2,505	$ 2,505
Water Service			125	125	125
Total Maintenance and Operation	$ 1,209.78	$ 749.09	$ 1,660	$ 2,630	$ 2,630
TOTAL LANCASTER	$ 4,241.54	$ 4,792.55	$ 5,940	$ 8,020	$ 8,020
LOS NIETOS (1)					
Salaries and Wages	$ 2,087.91	$	$	$	$
Maintenance and Operation					
Maintenance of System	$ 514.39	$	$	$	$
TOTAL LOS NIETOS	$ 2,602.30	$	$	$	$
MAPLEDALE STREET-BLOOMFIELD AVENUE (1)					
Salaries and Wages	$ 1,571.49	$	$	$	$
Maintenance and Operation					
Maintenance of System	$ 396.42	$	$	$	$
TOTAL MAPLEDALE ST.-BLOOMFIELD AVENUE	$ 1,967.91	$	$	$	$

SEWER MAINTENANCE DISTRICTS—Continued

STREETS AND HIGHWAYS CODE—Continued

Classification	EXPENDITURES				
	Actual Prior Year 1953-54	Actual Current Year To 12-1-54	Estimated Current Year 1954-55	Requested Fiscal Year 1955-56	Allowed Fiscal Year 1955-56
MARTHA STREET-14th STREET (1)					
Salaries and Wages	$ 62.34	$	$	$	$
Maintenance and Operation					
Maintenance of System	$ 25.35	$	$	$	$
TOTAL MARTHA STREET-14th STREET	$ 87.69	$	$	$	$
NORDESTA DRIVE—IMPERIAL HIGHWAY (1)					
Salaries and Wages	$ 785.94	$	$	$	$
Maintenance and Operation					
Maintenance of System	$ 169.49	$	$	$	$
TOTAL NORDESTA DRIVE—IMPERIAL HIGHWAY	$ 955.43	$	$	$	$
NORTHRIDGE DRIVE-OVERHILL DRIVE (4)					
Salaries and Wages	$ 72.19	$	$	$	$
Maintenance and Operation					
Maintenance of System	$ 26.12	$	$	$	$
TOTAL NORTHRIDGE DRIVE-OVERHILL DRIVE	$ 98.31	$	$	$	$
ONACREST DR.-NORTHRIDGE DR. (4)					
Salaries and Wages	$ 314.28	$	$	$	$
Maintenance and Operation					
Maintenance of System	$ 87.13	$	$	$	$
TOTAL ONACREST DR.-NORTHRIDGE DR.	$ 401.41	$	$	$	$
162nd STREET—MAIDSTONE AVENUE (1)					
Salaries and Wages	$ 882.29	$	$	$	$
Maintenance and Operation					
Maintenance of System	$ 183.54	$	$	$	$
Water Service	9.00				
Total Maintenance and Operation	$ 192.54	$	$	$	$
TOTAL 162nd STREET—MAIDSTONE AVE.	$ 1,074.83	$	$	$	$
166th ST.-PRAIRIE AVE. (4)					
Salaries and Wages	$ 4,944.03	$	$	$	$
Maintenance and Operation					
Maintenance of System	$ 1,119.11	$	$	$	$
TOTAL 166th ST.-PRAIRIE AVE.	$ 6,063.14	$	$	$	$

SEWER MAINTENANCE DISTRICTS—Continued

STREETS AND HIGHWAYS CODE—Continued

Classification	EXPENDITURES				
	Actual Prior Year 1953-54	Actual Current Year To 12-1-54	Estimated Current Year 1954-55	Requested Fiscal Year 1955-56	Allowed Fiscal Year 1955-56
PACKERS AVENUE-DOWNEY ROAD (1)					
Salaries and Wages	$ 212.81	$	$	$	$
Maintenance and Operation					
Maintenance of System	$ 60.42	$	$	$	$
TOTAL PACKERS AVENUE-DOWNEY ROAD	$ 273.23	$	$	$	$
PALMDALE (5)					
Salaries and Wages	$ 98.89	$ 45.49	$	$ 1,995	$ 1,995
Maintenance and Operation					
Maintenance of System	$ 41.27	$ 17.54	$	$ 935	$ 935
Water Service				25	25
Total Maintenance and Operation	$ 41.27	$ 17.54	$	$ 960	$ 960
TOTAL PALMDALE	$ 140.16	$ 63.03	$	$ 2,955	$ 2,955
PECK ROAD-LONGDEN AVENUE (1)					
Salaries and Wages	$ 2,068.88	$	$	$	$
Maintenance and Operation					
Maintenance of System	$ 560.34	$	$	$	$
TOTAL PECK ROAD-LONGDEN AVENUE	$ 2,629.22	$	$	$	$
PICO (1)					
Salaries and Wages	$ 9,932.56	$	$	$	$
Maintenance and Operation					
Maintenance of System	$ 2,714.82	$	$	$	$
Water Service	12.00				
Total Maintenance and Operation	$ 2,726.82	$	$	$	$
TOTAL PICO	$ 12,659.38	$	$	$	$
PIONEER BLVD.-CENTRALIA ROAD (1)					
Salaries and Wages	$ 791.79	$	$	$	$
Maintenance and Operation					
Maintenance of System	$ 298.49	$	$	$	$
TOTAL PIONEER BLVD.-CENTRALIA ROAD	$ 1,090.28	$	$	$	$
PUENTE (1)					
Salaries and Wages	$ 1,151.83	$ 1,487.03	$ 1,570	$ 3,710	$ 3,710
Maintenance and Operation					
Maintenance of System	$ 448.91	$ 275.26	$ 555	$ 1,710	$ 1,710
Water Service			30	100	100
Total Maintenance and Operation	$ 448.91	$ 275.26	$ 585	$ 1,810	$ 1,810
TOTAL PUENTE	$ 1,600.74	$ 1,762.29	$ 2,155	$ 5,520	$ 5,520

SEWER MAINTENANCE DISTRICTS—Continued

STREETS AND HIGHWAYS CODE—Continued

Classification	EXPENDITURES				
	Actual Prior Year 1953-54	Actual Current Year To 12-1-54	Estimated Current Year 1954-55	Requested Fiscal Year 1955-56	Allowed Fiscal Year 1955-56
ROOSEVELT AVE.-WASHINGTON ST. (1)					
Salaries and Wages	$ 5,105.54	$	$	$	$
Maintenance and Operation					
Maintenance of System	$ 1,471.23	$	$	$	$
TOTAL ROOSEVELT AVE.-WASHINGTON ST.	$ 6,576.77	$	$	$	$
ROSECRANS AVE.-CENTRAL AVE. (2-4)					
Salaries and Wages	$ 634.83	$ 1,539.42	$ 1,625	$	$
Maintenance and Operation					
Maintenance of System	$ 544.66	$ 285.71	$ 575	$	$
Water Service			30		
Total Maintenance and Operation	$ 544.66	$ 285.71	$ 605	$	$
TOTAL ROSECRANS AVE.-CENTRAL AVE.	$ 1,179.49	$ 1,825.13	$ 2,230	$	$
SADLER AVE.-BEVERLY BLVD. (1-3)					
Salaries and Wages	$ 751.47	$ 1,830.00	$ 1,930	$ 2,025	$ 2,025
Maintenance and Operation					
Maintenance of System	$ 647.63	$ 339.15	$ 685	$ 930	$ 930
Water Service			40	40	40
Total Maintenance and Operation	$ 647.63	$ 339.15	$ 725	$ 970	$ 970
TOTAL SADLER AVE.-BEVERLY BLVD.	$ 1,399.10	$ 2,169.15	$ 2,655	$ 2,995	$ 2,995
SAN DIMAS (1)					
Salaries and Wages	$ 559.99	$ 855.99	$ 905	$ 1,000	$ 1,000
Maintenance and Operation					
Maintenance of System	$ 1,079.05	$ 164.34	$ 1,135	$ 470	$ 470
Water Service			30	30	30
Total Maintenance and Operation	$ 1,079.05	$ 164.34	$ 1,165	$ 500	$ 500
TOTAL SAN DIMAS	$ 1,639.04	$ 1,020.33	$ 2,070	$ 1,500	$ 1,500
SAN GABRIEL BLVD.-DELTA ST. (1)					
Salaries and Wages	$ 200.74	$ 71.83	$	$	$
Maintenance and Operation					
Maintenance of System	$ 60.86	$ 13.58	$	$	$
TOTAL SAN GABRIEL BLVD.-DELTA ST.	$ 261.60	$ 85.41	$	$	$
SORENSON AVE.-ROSE HEDGE DR. (1)					
Salaries and Wages	$ 83.98	$	$ 100	$ 105	$ 105
Maintenance and Operation					
Maintenance of System	$ 32.21	$	$ 30	$ 50	$ 50
Water Service			10	10	10
Total Maintenance and Operation	$ 32.21	$	$ 40	$ 60	$ 60
TOTAL SORENSON AVE.-ROSE HEDGE DR.	$ 116.19	$	$ 140	$ 165	$ 165

SEWER MAINTENANCE DISTRICTS—Continued

STREETS AND HIGHWAYS CODE—Continued

Classification	EXPENDITURES Actual Prior Year 1953-54	Actual Current Year To 12-1-54	Estimated Current Year 1954-55	Requested Fiscal Year 1955-56	Allowed Fiscal Year 1955-56
TEMPLE CITY (1-5)					
Salaries and Wages	$ 15,660.94	$ 24,070.21	$ 28,840	$ 35,345	$ 35,345
Maintenance and Operation					
Maintenance of System	$ 7,366.21	$ 4,469.03	$ 9,520	$ 14,865	$ 14,865
Water Service			450	450	450
Total Maintenance and Operation	$ 7,366.21	$ 4,469.03	$ 9,970	$ 15,315	$ 15,315
Capital Outlay					
Equipment	$	$	$	$ 2,350	$ 2,350
Structural and Non-Structural Improvements					
Land	$	$	$ 5,000	$	$
Maintenance Yard				64,670	64,670
Garage			2,800		
Total Structural and Non-Structural Improvements	$	$	$ 7,800	$ 64,670	$ 64,670
Total Capital Outlay	$	$	$ 7,800	$ 67,020	$ 67,020
Less Service Charges to Districts			5,750	67,020	67,020
Total Capital Outlay—Net	$	$	$ 2,050	$	$
TOTAL TEMPLE CITY	$ 23,027.15	$ 28,539.24	$ 40,860	$ 50,660	$ 50,660
WESLEY AVENUE (1)					
Salaries and Wages	$ 60.31	$ 135.47	$ 140	$ 215	$ 215
Maintenance and Operation					
Maintenance of System	$ 49.16	$ 24.36	$ 175	$ 1,200	$ 1,200
Water Service				10	10
Total Maintenance and Operation	$ 49.16	$ 24.36	$ 175	$ 1,210	$ 1,210
TOTAL WESLEY AVENUE	$ 109.47	$ 159.83	$ 315	$ 1,425	$ 1,425
YUKON AVENUE-EL SEGUNDO BLVD. (4)					
Salaries and Wages	$ 1,800.22	$	$	$	$
Maintenance and Operation					
Maintenance of System	$ 484.04	$	$	$	$
TOTAL YUKON AVENUE-EL SEGUNDO BLVD.	$ 2,284.26	$	$	$	$
TOTAL SEWER MAINTENANCE DISTRICTS S & H CODE	$ 115,826.32	$ 71,381.69	$ 97,730	$ 121,810	$ 121,810
GRAND TOTAL SEWER MAINTENANCE DISTRICTS	$ 322,115.72	$ 268,437.11	$ 419,060	$ 505,300	$ 505,300

Lighting Districts

Formed under the Streets and Highways Code (Highway Lighting District Act) for the purpose of installing and maintaining street lighting systems from an ad valorem tax. The County Road Commissioners administers and maintains these districts.

APPROPRIATIONS $1,428,122

Classification	EXPENDITURES				
	Actual Prior Year 1953-54	Actual Current Year To 12-1-54	Estimated Current Year 1954-55	Requested Fiscal Year 1955-56	Allowed Fiscal Year 1955-56
ALTADENA (5)					
Maintenance and Operation					
Accident Reserve	$	$	$	$ 100	$ 100
Engineering, Administration and Records	491.95		484	553	553
Maintenance Extraordinary	32.16				
Operation of 507 Lights	15,203.27	2,392.56	19,456	17,649	17,649
TOTAL ALTADENA	**$ 15,727.38**	**$ 2,392.56**	**$ 19,940**	**$ 18,302**	**$ 18,302**
AMERICAN MANOR (1)					
Maintenance and Operation					
Engineering, Administration and Records	$ 72.58	$	$ 72	$ 83	$ 83
Operation of 76 Lights	2,664.94	419.22	3,770	3,097	3,097
TOTAL AMERICAN MANOR	**$ 2,737.52**	**$ 419.22**	**$ 3,842**	**$ 3,180**	**$ 3,180**
ANGELES VISTA (4)					
Maintenance and Operation					
Engineering, Administration and Records	$ 48.40	$	$ 92	$ 107	$ 107
Operation of 98 Lights	2,082.27	333.42	4,124	3,853	3,853
TOTAL ANGELES VISTA	**$ 2,130.67**	**$ 333.42**	**$ 4,216**	**$ 3,960**	**$ 3,960**
ARTESIA (1)					
Maintenance and Operation					
Accident Reserve	$	$	$ 1,000	$ 1,000	$ 1,000
Engineering, Administration and Records	235.08		324	378	378
Maintenance Extraordinary			10,000		
Operation of 347 Lights	6,921.96	1,060.74	14,739	14,129	14,129
TOTAL ARTESIA	**$ 7,157.04**	**$ 1,060.74**	**$ 26,063**	**$ 15,507**	**$ 15,507**
ARTESIA ZONE I (1)					
Maintenance and Operation					
Steel Poles	$	$	$	$ 1,638	$ 1,638
TOTAL ARTESIA ZONE I	**$**	**$**	**$**	**$ 1,638**	**$ 1,638**
ATHENS (4)					
Maintenance and Operation					
Engineering, Administration and Records	$ 77.62	$	$ 128	$ 145	$ 145
Operation of 133 Lights	3,019.51	466.34	5,841	4,963	4,963
TOTAL ATHENS	**$ 3,097.13**	**$ 466.34**	**$ 5,969**	**$ 5,108**	**$ 5,108**
AVALON VILLAGE (4)					
Maintenance and Operation					
Engineering, Administration and Records	$ 19.70	$	$ 20	$ 23	$ 23
Operation of 21 Lights	736.49	115.98	992	692	692
TOTAL AVALON VILLAGE	**$ 756.19**	**$ 115.98**	**$ 1,012**	**$ 715**	**$ 715**

LIGHTING DISTRICTS—Continued

Classification	EXPENDITURES Actual Prior Year 1953-54	Actual Current Year To 12-1-54	Estimated Current Year 1954-55	Requested Fiscal Year 1955-56	Allowed Fiscal Year 1955-56
BALDWIN PARK (1)					
Maintenance and Operation					
Accident Reserve	$ 1,059.36	$	$ 1,300	$ 1,300	$ 1,300
Engineering, Administration and Records	805.21		775	875	875
Maintenance Extraordinary	2,611.79		5,040	5,500	5,500
Operation of 802 Lights	26,297.03	4,011.33	32,535	29,667	29,667
TOTAL BALDWIN PARK	$ 30,773.39	$ 4,011.33	$ 39,650	$ 37,342	$ 37,342
BANDINI (3)					
Maintenance and Operation					
Engineering, Administration and Records	$ 67.08	$	$ 78	$ 83	$ 83
Operation of 76 Lights	3,001.89	548.86	4,524	4,018	4,018
TOTAL BANDINI	$ 3,068.97	$ 548.86	$ 4,602	$ 4,101	$ 4,101
BELL (3)					
Maintenance and Operation					
Accident Reserve	$ 405.50	$	$ 1,000	$ 1,000	$ 1,000
Engineering, Administration and Records	738.95		684	750	750
Maintenance Extraordinary	4,980.43		13,000	10,000	10,000
Operation of 688 Lights	21,374.66	3,145.55	28,575	26,603	26,603
TOTAL BELL	$ 27,499.54	$ 3,145.55	$ 43,259	$ 38,353	$ 38,353
BELLFLOWER (1)					
Maintenance and Operation					
Accident Reserve	$	$	$ 1,000	$ 1,000	$ 1,000
Engineering, Administration and Records	787.98		759	867	867
Maintenance Extraordinary	616.63				
Operation of 795 Lights	26,816.25	4,205.47	33,074	30,485	30,485
TOTAL BELLFLOWER	$ 28,220.86	$ 4,205.47	$ 34,833	$ 32,352	$ 32,352
BELL GARDENS (3)					
Maintenance and Operation					
Engineering, Administration and Records	$ 614.87	$	$ 585	$ 674	$ 674
Operation of 618 Lights	22,167.94	3,485.15	27,431	25,544	25,544
TOTAL BELL GARDENS	$ 22,782.81	$ 3,485.15	$ 28,016	$ 26,218	$ 26,218
BELVEDERE (3)					
Maintenance and Operation					
Accident Reserve	$ 1,378.16	$	$ 1,000	$ 1,500	$ 1,500
Engineering, Administration and Records	729.46		724	780	780
Maintenance Extraordinary	2,439.22		11,450	8,000	8,000
Operation of 715 Lights	16,928.32	2,328.82	23,014	20,601	20,601
TOTAL BELVEDERE	$ 21,475.16	$ 2,328.82	$ 36,188	$ 30,881	$ 30,881
BROADLAND (1)					
Maintenance and Operation					
Engineering, Administration and Records	$	$	$	$ 197	$ 197
Operation of 181 Lights				5,729	5,729
Steel Poles				9,282	9,282
TOTAL BROADLAND	$	$	$	$ 15,208	$ 15,208

LIGHTING DISTRICTS—Continued

Classification	EXPENDITURES Actual Prior Year 1953-54	Actual Current Year To 12-1-54	Estimated Current Year 1954-55	Requested Fiscal Year 1955-56	Allowed Fiscal Year 1955-56
CALIFORNIA (1)					
Maintenance and Operation					
Engineering, Administration and Records	$	$	$	$ 177	$ 177
Operation of 162 Lights				5,482	5,482
Steel Poles				6,006	6,006
TOTAL CALIFORNIA	$	$	$	$ 11,665	$ 11,665
CARMENITA (1)					
Maintenance and Operation					
Engineering, Administration and Records	$ 24.60	$	$ 28	$ 32	$ 32
Operation of 29 Lights	778.46	120.86	1,008	921	921
TOTAL CARMENITA	$ 803.06	$ 120.86	$ 1,036	$ 953	$ 953
CASA VENIDA (4)					
Maintenance and Operation					
Engineering, Administration and Records	$ 206.34	$	$ 193	$ 221	$ 221
Operation of 203 Lights	8,392.14	1,326.28	10,890	7,564	7,564
TOTAL CASA VENIDA	$ 8,598.48	$ 1,326.28	$ 11,083	$ 7,785	$ 7,785
CENTRAL GARDENS (2)					
Maintenance and Operation					
Engineering, Administration and Records	$ 43.54	$	$ 49	$ 57	$ 57
Operation of 52 Lights	1,951.70	310.32	2,714	2,566	2,566
TOTAL CENTRAL GARDENS	$ 1,995.24	$ 310.32	$ 2,763	$ 2,623	$ 2,623
CITY TERRACE (3)					
Maintenance and Operation					
Accident Reserve	$ 943.09	$	$ 1,500	$ 1,500	$ 1,500
Engineering, Administration and Records	340.20		344	398	398
Maintenance Extraordinary	2,943.96		5,920	5,900	5,900
Operation of 365 Lights	7,908.92	1,166.85	11,195	10,868	10,868
TOTAL CITY TERRACE	$ 12,136.17	$ 1,166.85	$ 18,959	$ 18,666	$ 18,666
CLEARWATER (1)					
Maintenance and Operation					
Accident Reserve	$ 318.33	$	$ 600	$ 600	$ 600
Engineering, Administration and Records	312.57		325	357	357
Maintenance Extraordinary			150		
Operation of 327 Lights	9,378.60	1,351.66	12,885	11,604	11,604
TOTAL CLEARWATER	$ 10,009.50	$ 1,351.66	$ 13,960	$ 12,561	$ 12,561
COLIMA (1)					
Maintenance and Operation					
Engineering, Administration and Records	$	$	$	$ 95	$ 95
Operation of 87 Lights				3,204	3,204
Steel Poles				6,786	6,786
TOTAL COLIMA	$	$	$	$ 10,085	$ 10,085

LIGHTING DISTRICTS—Continued

Classification	EXPENDITURES Actual Prior Year 1953-54	Actual Current Year To 12-1-54	Estimated Current Year 1954-55	Requested Fiscal Year 1955-56	Allowed Fiscal Year 1955-56
CRENSHAW (4)					
Maintenance and Operation					
Engineering, Administration and Records	$ 146.20	$	$ 267	$ 304	$ 304
Operation of 279 Lights	4,435.39	689.00	9,833	8,983	8,983
TOTAL CRENSHAW	**$ 4,581.59**	**$ 689.00**	**$ 10,100**	**$ 9,287**	**$ 9,287**
CRENSHAW—ZONE I (4)					
Maintenance and Operation					
Steel Poles	$	$	$ 9,438	$ 9,438	$ 9,438
TOTAL CRENSHAW—ZONE I	**$**	**$**	**$ 9,438**	**$ 9,438**	**$ 9,438**
CRENSHAW VILLA (4)					
Maintenance and Operation					
Engineering, Administration and Records	$ 49.76	$	$ 53	$ 246	$ 246
Operation of 226 Lights	1,451.17	224.76	1,983	8,676	8,676
TOTAL CRENSHAW VILLA	**$ 1,500.93**	**$ 224.76**	**$ 2,036**	**$ 8,922**	**$ 8,922**
CRESCENT HEIGHTS (3)					
Maintenance and Operation					
Accident Reserve	$ 2,046.89	$	$ 1,500	$ 2,250	$ 2,250
Engineering, Administration and Records	393.73		389	411	411
Maintenance Extraordinary	6,779.70		9,300	8,500	8,500
Operation of 377 Lights	5,546.41	496.00	10,979	10,357	10,357
TOTAL CRESCENT HEIGHTS	**$ 14,766.73**	**$ 496.00**	**$ 22,168**	**$ 21,518**	**$ 21,518**
CUDAHY (3)					
Maintenance and Operation					
Engineering, Administration and Records	$ 164.87	$	$ 157	$ 180	$ 180
Operation of 165 Lights	5,456.18	852.72	6,438	5,899	5,899
TOTAL CUDAHY	**$ 5,621.05**	**$ 852.72**	**$ 6,595**	**$ 6,079**	**$ 6,079**
DEL AIRE (2)					
Maintenance and Operation					
Engineering, Administration and Records	$ 372.63	$	$ 350	$ 402	$ 402
Operation of 369 Lights	13,809.42	2,176.10	18,908	17,861	17,861
TOTAL DEL AIRE	**$ 14,182.05**	**$ 2,176.10**	**$ 19,258**	**$ 18,263**	**$ 18,263**
DOLORES (4)					
Maintenance and Operation					
Engineering, Administration and Records	$	$	$ 64	$ 73	$ 73
Operation of 67 Lights		138.17	2,325	2,123	2,123
Steel Poles			4,602	4,602	4,602
TOTAL DOLORES	**$**	**$ 138.17**	**$ 6,991**	**$ 6,798**	**$ 6,798**
DOWNEY (1)					
Maintenance and Operation					
Accident Reserve	$	$	$ 600	$ 600	$ 600
Engineering, Administration and Records	313.09		381	382	382
Maintenance Extraordinary			1,480		
Operation of 350 Lights	10,937.26	2,414.10	14,536	13,664	13,664
Steel Poles			700		
TOTAL DOWNEY	**$ 11,250.35**	**$ 2,414.10**	**$ 17,697**	**$ 14,646**	**$ 14,646**

LIGHTING DISTRICTS—Continued

Classification	EXPENDITURES				
	Actual Prior Year 1953-54	Actual Current Year To 12-1-54	Estimated Current Year 1954-55	Requested Fiscal Year 1955-56	Allowed Fiscal Year 1955-56
DUARTE (1)					
Maintenance and Operation					
Engineering, Administration and Records	$ 16.58	$	$ 22	$ 25	$ 25
Operation of 23 Lights	495.73	76.92	857	784	784
TOTAL DUARTE	$ 512.31	$ 76.92	$ 879	$ 809	$ 809
DUMONT (1)					
Maintenance and Operation					
Engineering, Administration and Records	$	$	$	$ 48	$ 48
Operation of 44 Lights				1,551	1,551
Steel Poles				2,964	2,964
TOTAL DUMONT	$	$	$	$ 4,563	$ 4,563
DUNROBIN (1)					
Maintenance and Operation					
Engineering, Administration and Records	$	$	$	$ 120	$ 120
Operation of 110 Lights				3,967	3,967
Steel Poles				4,914	4,914
TOTAL DUNROBIN	$	$	$	$ 9,001	$ 9,001
EASTLAND (3)					
Maintenance and Operation					
Engineering, Administration and Records	$ 50.20	$	$ 57	$ 62	$ 62
Operation of 57 Lights	1,562.93	264.68	2,302	2,042	2,042
TOTAL EASTLAND	$ 1,613.13	$ 264.68	$ 2,359	$ 2,104	$ 2,104
EASTMONT (3)					
Maintenance and Operation					
Accident Reserve	$	$	$ 1,000	$ 1,000	$ 1,000
Engineering, Administration and Records	194.37		201	223	223
Maintenance Extraordinary	3,421.40		5,900	5,500	5,500
Operation of 204 Lights	5,889.47	841.99	8,377	8,243	8,243
TOTAL EASTMONT	$ 9,505.24	$ 841.99	$ 15,478	$ 14,966	$ 14,966
EL NIDO (2)					
Maintenance and Operation					
Engineering, Administration and Records	$ 16.51	$	$ 20	$ 23	$ 23
Operation of 21 Lights	515.12	77.02	769	771	771
TOTAL EL NIDO	$ 531.63	$ 77.02	$ 789	$ 794	$ 794
FAIRGREEN (1)					
Maintenance and Operation					
Engineering, Administration and Records	$	$	$	$ 216	$ 216
Operation of 198 Lights				7,216	7,216
Steel Poles				8,658	8,658
TOTAL FAIRGREEN	$	$	$	$ 16,090	$ 16,090
FOXDALE (1)					
Maintenance and Operation					
Engineering, Administration and Records	$	$	$ 44	$ 50	$ 50
Operation of 46 Lights		56.85	1,690	1,545	1,545
Steel Poles			2,808	2,808	2,808
TOTAL FOXDALE	$	$ 56.85	$ 4,542	$ 4,403	$ 4,403

LIGHTING DISTRICTS—Continued

Classification	EXPENDITURES Actual Prior Year 1953-54	Actual Current Year To 12-1-54	Estimated Current Year 1954-55	Requested Fiscal Year 1955-56	Allowed Fiscal Year 1955-56
GARDENDALE (1)					
Maintenance and Operation					
Engineering, Administration and Records	$	$	$	$ 366	$ 366
Operation of 336 Lights				12,083	12,083
Steel Poles				19,656	19,656
TOTAL GARDENDALE	$	$	$	$ 32,105	$ 32,105
GARVEY (1)					
Maintenance and Operation					
Engineering, Administration and Records	$ 404.82	$	$ 410	$ 488	$ 488
Operation of 448 Lights	13,119.14	2,080.05	16,873	15,883	15,883
TOTAL GARVEY	$ 13,523.96	$ 2,080.05	$ 17,283	$ 16,371	$ 16,371
GRAHAM (2)					
Maintenance and Operation					
Accident Reserve	$ 1,193.66	$	$ 2,000	$ 2,000	$ 2,000
Engineering, Administration and Records	603.96		588	668	668
Maintenance Extraordinary	1,031.01		9,315	18,315	18,315
Operation of 613 Lights	11,852.75	1,384.79	17,802	17,453	17,453
TOTAL GRAHAM	$ 14,681.38	$ 1,384.79	$ 29,705	$ 38,436	$ 38,436
GREENLEAF (1)					
Maintenance and Operation					
Accident Reserve	$	$	$ 400	$ 400	$ 400
Engineering, Administration and Records	71.55		80	141	141
Maintenance Extraordinary			50		
Operation of 129 Lights	2,073.15	316.40	2,873	4,174	4,174
TOTAL GREENLEAF	$ 2,144.70	$ 316.40	$ 3,403	$ 4,715	$ 4,715
GRIDLEY (1)					
Maintenance and Operation					
Engineering, Administration and Records	$	$	$	$ 710	$ 710
Operation of 651 Lights				23,048	23,048
Steel Poles				43,290	43 290
TOTAL GRIDLEY	$	$	$	$ 67,048	$ 67,048
HONDO (1)					
Maintenance and Operation					
Engineering, Administration and Records	$ 36.32	$	$ 40	$ 48	$ 48
Operation of 44 Lights	1,498.08	261.82	1,899	1,816	1,816
TOTAL HONDO	$ 1,534.40	$ 261.82	$ 1,939	$ 1,864	$ 1,864
IMPERIAL CREST (1)					
Maintenance and Operation					
Engineering, Administration and Records	$ 185.60	$	$ 170	$ 217	$ 217
Operation of 199 Lights	7,332.89	1,158.38	9,545	9,600	9,600
TOTAL IMPERIAL CREST	$ 7,518.49	$ 1,158.38	$ 9,715	$ 9,817	$ 9,817

LIGHTING DISTRICTS—Continued

Classification	EXPENDITURES Actual Prior Year 1953-54	Actual Current Year To 12-1-54	Estimated Current Year 1954-55	Requested Fiscal Year 1955-56	Allowed Fiscal Year 1955-56
IMPERIAL CREST—ZONE I (1)					
Maintenance and Operation					
Steel Poles	$	$	$	$ 1,560	$ 1,560
TOTAL IMPERIAL CREST—ZONE I	$	$	$	$ 1,560	$ 1,560
INDUSTRIAL (3)					
Maintenance and Operation					
Engineering, Administration and Records	$ 49.76	$	$ 57	$ 65	$ 65
Operation of 60 Lights	1,465.33	227.12	2,270	2,082	2,082
TOTAL INDUSTRIAL	$ 1,515.09	$ 227.12	$ 2,327	$ 2,147	$ 2,147
JEFFERSON (2)					
Maintenance and Operation					
Engineering, Administration and Records	$ 508.08	$	$ 914	$ 944	$ 944
Operation of 866 Lights	20,975.65	3,321.38	38,523	40,406	40,406
Steel Poles			3,276	2,808	2,808
TOTAL JEFFERSON	$ 21,483.73	$ 3,321.38	$ 42,713	$ 44,158	$ 44,158
KAGEL CANYON (5)					
Maintenance and Operation					
Engineering, Administration and Records	$ 37.33	$	$ 39	$ 45	$ 45
Operation of 41 Lights	1,092.87	169.32	1,403	1,280	1,280
TOTAL KAGEL CANYON	$ 1,130.20	$ 169.32	$ 1,442	$ 1,325	$ 1,325
KERN (3)					
Maintenance and Operation					
Accident Reserve	$ 712.23	$	$ 1,200	$ 1,500	$ 1,500
Engineering, Administration and Records	627.07		624	668	668
Maintenance Extraordinary	4,362.77		8,926	8,650	8,650
Operation of 613 Lights	16,125.84	2,113.41	23,773	21,570	21,570
TOTAL KERN	$ 21,827.91	$ 2,113.41	$ 34,523	$ 32,388	$ 32,388
LA CANADA (5)					
Maintenance and Operation					
Accident Reserve	$ 175.88	$	$ 900	$ 750	$ 750
Engineering, Administration and Records	134.34		168	177	177
Maintenance Extraordinary			300	320	320
Operation of 163 Lights	3,114.79	412.00	7,011	5,813	5,813
TOTAL LA CANADA	$ 3,425.01	$ 412.00	$ 8,379	$ 7,060	$ 7,060
LA CRESCENTA (5)					
Maintenance and Operation					
Engineering, Administration and Records	$ 57.03	$	$ 71	$ 81	$ 81
Operation of 74 Lights	1,318.28	200.12	2,615	2,357	2,357
TOTAL LA CRESCENTA	$ 1,375.31	$ 200.12	$ 2,686	$ 2,438	$ 2,438
LAKE MARIE (1)					
Maintenance and Operation					
Engineering, Administration and Records	$	$	$	$ 498	$ 498
Operation of 457 Lights				15,555	15,555
Steel Poles				30,654	30,654
TOTAL LAKE MARIE	$	$	$	$ 46,707	$ 46,707

LIGHTING DISTRICTS—Continued

Classification	EXPENDITURES Actual Prior Year 1953-54	Actual Current Year To 12-1-54	Estimated Current Year 1954-55	Requested Fiscal Year 1955-56	Allowed Fiscal Year 1955-56
LAKEVIEW (1)					
Maintenance and Operation					
Engineering, Administration and Records	$	$	$	$ 77	$ 77
Operation of 71 Lights				2,611	2,611
Steel Poles				5,538	5,538
TOTAL LAKEVIEW	$	$	$	$ 8,226	$ 8,226
LAKEWOOD (1)					
Maintenance and Operation					
Engineering, Administration and Records	$ 435.55	$	$ 392	$ 448	$ 448
Operation of 411 Lights	13,207.64	1,970.20	15,333	13,219	13,219
TOTAL LAKEWOOD	$ 13,643.19	$ 1,970.20	$ 15,725	$ 13,667	$ 13,667
LANCASTER (5)					
Maintenance and Operation					
Engineering, Administration and Records	$ 411.51	$	$ 633	$ 821	$ 821
Operation of 744 Lights	15,226.15	2,498.92	28,097	27,965	27,965
TOTAL LANCASTER	$ 15,637.66	$ 2,498.92	$ 28,730	$ 28,786	$ 28,786
LANCASTER HEIGHTS (5)					
Maintenance and Operation					
Engineering, Administration and Records	$ 14.51	$	$ 13	$ 15	$ 15
Operation of 14 Lights	438.41	68.08	495	436	436
TOTAL LANCASTER HEIGHTS	$ 452.92	$ 68.08	$ 508	$ 451	$ 451
LAWNDALE (2)					
Maintenance and Operation					
Engineering, Administration and Records	$ 684.28	$	$ 999	$ 1,125	$ 1,125
Operation of 1032 Lights	25,922.56	4,417.47	47,586	40,441	40,441
TOTAL LAWNDALE	$ 26,606.84	$ 4,417.47	$ 48,585	$ 41,566	$ 41,566
LAYTON VISTA (5)					
Maintenance and Operation					
Accident Reserve	$ 83.03	$	$	$ 100	$ 100
Engineering, Administration and Records	69.14		71	82	82
Operation of 75 Lights	2,359.37	366.92	3,031	2,850	2,850
TOTAL LAYTON VISTA	$ 2,511.54	$ 366.92	$ 3,102	$ 3,032	$ 3,032
LIGGETT (1)					
Maintenance and Operation					
Engineering, Administration and Records	$	$	$	$ 85	$ 85
Operation of 78 Lights				2,660	2,660
Steel Poles				5,148	5,148
TOTAL LIGGETT	$	$	$	$ 7,893	$ 7,893
LINCOLN (4)					
Maintenance and Operation					
Engineering, Administration and Records	$ 82.95	$	$ 82	$ 95	$ 95
Operation of 87 Lights	2,972.40	466.90	3,978	2,795	2,795
Steel Poles				546	546
TOTAL LINCOLN	$ 3,055.35	$ 466.90	$ 4,060	$ 3,436	$ 3,436

LIGHTING DISTRICTS—Continued

Classification	EXPENDITURES Actual Prior Year 1953-54	Actual Current Year To 12-1-54	Estimated Current Year 1954-55	Requested Fiscal Year 1955-56	Allowed Fiscal Year 1955-56
LOMITA (4)					
Maintenance and Operation					
Engineering, Administration and Records	$ 244.97	$	$ 239	$ 348	$ 348
Operation of 319 Lights	10,178.93	1,585.65	13,171	18,367	18,367
TOTAL LOMITA	**$ 10,423.90**	**$ 1,585.65**	**$ 13,410**	**$ 18,715**	**$ 18,715**
LOMITA SQUARE (4)					
Maintenance and Operation					
Engineering, Administration and Records	$ 21.03	$	$	$	$
Operation of 31 Lights	1,212.52				
TOTAL LOMITA SQUARE	**$ 1,233.55**	**$**	**$**	**$**	**$**
LONGDEN (1)					
Maintenance and Operation					
Accident Reserve	$	$	$ 600	$ 600	$ 600
Engineering, Administration and Records	265.63		374	435	435
Operation of 399 Lights	8,811.93	1,425.96	15,241	14,197	14,197
TOTAL LONGDEN	**$ 9,077.56**	**$ 1,425.96**	**$ 16,215**	**$ 15,232**	**$ 15,232**
LOS NIETOS (1)					
Maintenance and Operation					
Engineering, Administration and Records	$ 36.30	$	$ 105	$ 127	$ 127
Operation of 116 Lights	1,473.65	272.63	4,540	4,398	4,398
TOTAL LOS NIETOS	**$ 1,509.95**	**$ 272.63**	**$ 4,645**	**$ 4,525**	**$ 4,525**
LUBEC (4)					
Maintenance and Operation					
Engineering, Administration and Records	$ 69.47	$	$ 64	$ 73	$ 73
Operation of 67 Lights	2,724.40	430.20	3,592	3,379	3,379
TOTAL LUBEC	**$ 2,793.87**	**$ 430.20**	**$ 3,656**	**$ 3,452**	**$ 3,452**
LUCILE (4)					
Maintenance and Operation					
Engineering, Administration and Records	$	$	$	$ 30	$ 30
Operation of 27 Lights				1,073	1,073
Steel Poles				1,950	1,950
TOTAL LUCILE	**$**	**$**	**$**	**$ 3,053**	**$ 3,053**
LUGO (4)					
Maintenance and Operation					
Engineering, Administration and Records	$ 53.93	$	$ 54	$ 57	$ 57
Operation of 52 Lights	1,975.58	310.74	2,759	1,874	1,874
TOTAL LUGO	**$ 2,029.51**	**$ 310.74**	**$ 2,813**	**$ 1,931**	**$ 1,931**
MANHATTAN (4)					
Maintenance and Operation					
Accident Reserve	$	$	$ 200	$ 200	$ 200
Engineering, Administration and Records	33.19		30	35	35
Maintenance Extraordinary	331.45				
Operation of 32 Lights	1,001.33	146.40	1,174	1,099	1,099
TOTAL MANHATTAN	**$ 1,365.97**	**$ 146.40**	**$ 1,404**	**$ 1,334**	**$ 1,334**

LIGHTING DISTRICTS—Continued

Classification	EXPENDITURES Actual Prior Year 1953-54	Actual Current Year To 12-1-54	Estimated Current Year 1954-55	Requested Fiscal Year 1955-56	Allowed Fiscal Year 1955-56
MAYFAIR (1)					
Maintenance and Operation					
Engineering, Administration and Records	$ 311.44	$	$ 320	$ 11	$ 11
Operation of 10 Lights	12,246.37		13,150	328	328
Steel Poles			2,450		
TOTAL MAYFAIR	**$ 12,557.81**	**$**	**$ 15,920**	**$ 339**	**$ 339**
McCARTHY (4)					
Maintenance and Operation					
Engineering, Administration and Records	$ 325.66	$	$ 314	$ 360	$ 360
Operation of 330 Lights	12,604.29	1,991.84	16,894	11,940	11,940
Steel Poles			145		
TOTAL McCARTHY	**$ 12,929.95**	**$ 1,991.84**	**$ 17,353**	**$ 12,300**	**$ 12,300**
MELROSE (3)					
Maintenance and Operation					
Accident Reserve	$ 1,912.45	$	$ 1,500	$ 1,500	$ 1,500
Engineering, Administration and Records	804.54		773	852	852
Maintenance Extraordinary	5,523.38		10,265	7,570	7,570
Operation of 781 Lights	14,356.54	1,562.29	21,909	21,283	21,283
TOTAL MELROSE	**$ 22,596.91**	**$ 1,562.29**	**$ 34,447**	**$ 31,205**	**$ 31,205**
MICHILLINDA (5)					
Maintenance and Operation					
Accident Reserve	$ 148.45	$	$ 1,000	$ 1,000	$ 1,000
Engineering, Administration and Records	264.80		270	308	308
Maintenance Extraordinary	2,321.69		1,300	1,775	1,775
Operation of 283 Lights	7,677.45	1,145.60	10,163	9,589	9,589
TOTAL MICHILLINDA	**$ 10,412.39**	**$ 1,145.60**	**$ 12,733**	**$ 12,672**	**$ 12,672**
MINES (1)					
Maintenance and Operation					
Engineering, Administration and Records	$ 426.17	$	$ 403	$ 462	$ 462
Operation of 424 Lights	19,320.04	2,501.92	21,054	18,271	18,271
TOTAL MINES	**$ 19,746.21**	**$ 2,501.92**	**$ 21,457**	**$ 18,733**	**$ 18,733**
MIRAMONTE-FLORENCE (2)					
Maintenance and Operation					
Accident Reserve	$ 2,627.50	$	$ 2,000	$ 3,000	$ 3,000
Engineering, Administration and Records	1,387.38		1,328	1,509	1,509
Maintenance Extraordinary	6,709.88		4,500	4,550	4,550
Operation of 1384 Lights	35,552.24	4,951.86	49,043	47,030	47,030
TOTAL MIRAMONTE-FLORENCE	**$ 46,277.00**	**$ 4,951.86**	**$ 56,871**	**$ 56,089**	**$ 56,089**
MONETA (2)					
Maintenance and Operation					
Accident Reserve	$	$	$	$ 100	$ 100
Engineering, Administration and Records	243.23		255	300	300
Maintenance Extraordinary			60		
Operation of 275 Lights	6,295.58	1,191.01	13,220	12,880	12,880
TOTAL MONETA	**$ 6,538.81**	**$ 1,191.01**	**$ 13,535**	**$ 13,280**	**$ 13,280**

LIGHTING DISTRICTS—Continued

Classification	EXPENDITURES Actual Prior Year 1953-54	Actual Current Year To 12-1-54	Estimated Current Year 1954-55	Requested Fiscal Year 1955-56	Allowed Fiscal Year 1955-56
MONTROSE (5)					
Maintenance and Operation					
Engineering, Administration and Records	$ 76.80	$	$ 77	$ 85	$ 85
Operation of 78 Lights	1,906.51	284.82	2,771	2,515	2,515
TOTAL MONTROSE	$ 1,983.31	$ 284.82	$ 2,848	$ 2,600	$ 2,600
NESTOR (2)					
Maintenance and Operation					
Engineering, Administration and Records	$	$	$	$ 63	$ 63
Operation of 58 Lights				1,858	1,858
Steel Poles				4,368	4,368
TOTAL NESTOR	$	$	$	$ 6,289	$ 6,289
NEWHALL (5)					
Maintenance and Operation					
Engineering, Administration and Records	$ 259.23	$	$ 247	$ 298	$ 298
Operation of 273 Lights	8,257.00	1,285.16	12,003	11,679	11,679
TOTAL NEWHALL	$ 8,516.23	$ 1,285.16	$ 12,250	$ 11,977	$ 11,977
NORWALK (1)					
Maintenance and Operation					
Engineering, Administration and Records	$ 200.33	$	$ 210	$ 241	$ 241
Maintenance Extraordinary	1,252.55				
Operation of 221 Lights	9,048.97	1,670.56	11,915	11,110	11,110
TOTAL NORWALK	$ 10,501.85	$ 1,670.56	$ 12,125	$ 11,351	$ 11,351
PALMDALE (5)					
Maintenance and Operation					
Engineering, Administration and Records	$ 96.29	$	$ 225	$ 268	$ 268
Operation of 246 Lights	3,221.05	627.44	10,117	9,620	9,620
TOTAL PALMDALE	$ 3,317.34	$ 627.44	$ 10,342	$ 9,888	$ 9,888
PASADENA BOULEVARD (3)					
Maintenance and Operation					
Accident Reserve	$ 1,142.84	$	$ 2,000	$ 2,000	$ 2,000
Engineering, Administration and Records	379.27		370	424	424
Maintenance Extraordinary	2,170.24		7,210	5,900	5,900
Operation of 389 Lights	11,324.81	1,734.10	14,780	14,237	14,237
TOTAL PASADENA BOULEVARD	$ 15,017.16	$ 1,734.10	$ 24,360	$ 22,561	$ 22,561
PICO (1)					
Maintenance and Operation					
Accident Reserve	$	$	$ 800	$ 800	$ 800
Engineering, Administration and Records	180.98		683	841	841
Maintenance Extraordinary	1,412.48		4,600	4,500	4,500
Operation of 771 Lights	5,681.10	1,100.87	27,457	27,478	27,478
TOTAL PICO	$ 7,274.56	$ 1,100.87	$ 33,540	$ 33,619	$ 33,619
PICO—ZONE I (1)					
Maintenance and Operation					
Steel Poles	$	$	$ 18,330	$ 18,330	$ 18,330
TOTAL PICO—ZONE I	$	$	$ 18,330	$ 18,330	$ 18,330

LIGHTING DISTRICTS—Continued

Classification	EXPENDITURES Actual Prior Year 1953-54	Actual Current Year To 12-1-54	Estimated Current Year 1954-55	Requested Fiscal Year 1955-56	Allowed Fiscal Year 1955-56
PICO—ZONE II (1)					
Maintenance and Operation					
Steel Poles	$	$	$ 5,382	$ 5,382	$ 5,382
TOTAL PICO—ZONE II	$	$	$ 5,382	$ 5,382	$ 5,382
PIEDMONT (5)					
Maintenance and Operation					
Engineering, Administration and Records	$ 264.84	$	$ 265	$ 300	$ 300
Operation of 275 Lights	7,991.95	1,234.50	10,015	8,929	8,929
TOTAL PIEDMONT	$ 8,256.79	$ 1,234.50	$ 10,280	$ 9,229	$ 9,229
POPPY FIELDS (5)					
Maintenance and Operation					
Accident Reserve	$ 209.59	$	$ 500	$ 500	$ 500
Engineering, Administration and Records	163.84		162	181	181
Maintenance Extraordinary	1,846.34		3,525	3,000	3,000
Operation of 166 Lights	1,944.35	146.56	3,318	3,460	3,460
TOTAL POPPY FIELDS	$ 4,164.12	$ 146.56	$ 7,505	$ 7,141	$ 7,141
POTRERO (1)					
Maintenance and Operation					
Engineering, Administration and Records	$ 161.76	$	$ 156	$ 181	$ 181
Operation of 166 Lights	5,750.73	902.88	7,094	6,527	6,527
TOTAL POTRERO	$ 5,912.49	$ 902.88	$ 7,250	$ 6,708	$ 6,708
PUENTE (1)					
Maintenance and Operation					
Accident Reserve	$	$	$ 1,000	$ 1,000	$ 1,000
Engineering, Administration and Records	119.16		126	142	142
Maintenance Extraordinary	1,103.22				
Operation of 130 Lights	3,355.48	524.72	4,545	4,159	4,159
TOTAL PUENTE	$ 4,577.86	$ 524.72	$ 5,671	$ 5,301	$ 5,301
REDONDO (4)					
Maintenance and Operation					
Engineering, Administration and Records	$ 22.81	$	$ 21	$ 24	$ 24
Operation of 22 Lights	854.86	134.64	1,148	686	686
TOTAL REDONDO	$ 877.67	$ 134.64	$ 1,169	$ 710	$ 710
RICO (2)					
Maintenance and Operation					
Accident Reserve	$ 592.30	$	$ 800	$ 800	$ 800
Engineering, Administration and Records	600.80		644	740	740
Maintenance Extraordinary			300	640	640
Operation of 678 Lights	19,040.70	2,764.52	26,252	22,432	22,432
TOTAL RICO	$ 20,233.80	$ 2,764.52	$ 27,996	$ 24,612	$ 24,612
RIVERA (1)					
Maintenance and Operation					
Engineering, Administration and Records	$ 15.55	$	$ 32	$ 30	$ 30
Operation of 27 Lights	327.26	49.20	1,302	1,022	1,022
TOTAL RIVERA	$ 342.81	$ 49.20	$ 1,334	$ 1,052	$ 1,052

LIGHTING DISTRICTS—Continued

Classification	EXPENDITURES Actual Prior Year 1953-54	Actual Current Year To 12-1-54	Estimated Current Year 1954-55	Requested Fiscal Year 1955-56	Allowed Fiscal Year 1955-56
RIVERSIDE (3)					
Maintenance and Operation					
Engineering, Administration and Records	$ 16.58	$	$ 20	$ 24	$ 24
Operation of 22 Lights	537.30	84.64	836	833	833
TOTAL RIVERSIDE	$ 553.88	$ 84.64	$ 856	$ 857	$ 857
ROSEMEAD (1)					
Maintenance and Operation					
Engineering, Administration and Records	$ 443.14	$	$ 423	$ 486	$ 486
Operation of 446 Lights	15,093.65	2,189.49	18,357	16,996	16,996
TOTAL ROSEMEAD	$ 15,536.79	$ 2,189.49	$ 18,780	$ 17,482	$ 17,482
SAN DIMAS (1)					
Maintenance and Operation					
Accident Reserve	$ 277.26	$	$ 400	$ 400	$ 400
Engineering, Administration and Records	147.61		148	168	168
Maintenance Extraordinary	300.48				
Operation of 154 Lights	3,076.07	430.14	4,898	4,618	4,618
TOTAL SAN DIMAS	$ 3,801.42	$ 430.14	$ 5,446	$ 5,186	$ 5,186
SATIVA (4)					
Maintenance and Operation					
Engineering, Administration and Records	$ 127.20	$	$ 131	$ 150	$ 150
Operation of 138 Lights	3,945.24		5,031	4,601	4,601
TOTAL SATIVA	$ 4,072.44	$	$ 5,162	$ 4,751	$ 4,751
SEPULVEDA (4)					
Maintenance and Operation					
Engineering, Administration and Records	$ 79.85	$	$ 80	$ 146	$ 146
Operation of 134 Lights	3,246.42	513.64	4,382	4,803	4,803
TOTAL SEPULVEDA	$ 3,326.27	$ 513.64	$ 4,462	$ 4,949	$ 4,949
SEPULVEDA—ZONE I (4)					
Maintenance and Operation					
Steel Poles	$	$	$	$ 1,170	$ 1,170
TOTAL SEPULVEDA—ZONE I	$	$	$	$ 1,170	$ 1,170
STEPHENSON-LAGUNA (3)					
Maintenance and Operation					
Accident Reserve	$	$	$ 1,500	$ 1,500	$ 1,500
Engineering, Administration and Records	607.31		621	738	738
Maintenance Extraordinary	1,752.86		2,765	2,125	2,125
Operation of 677 Lights	12,245.93	1,578.75	18,349	18,239	18,239
TOTAL STEPHENSON-LAGUNA	$ 14,606.10	$ 1,578.75	$ 23,235	$ 22,602	$ 22,602
SUNGLOW (1)					
Maintenance and Operation					
Engineering, Administration and Records	$	$	$	$ 65	$ 65
Operation of 60 Lights				2,166	2,166
Steel Poles				2,652	2,652
TOTAL SUNGLOW	$	$	$	$ 4,883	$ 4,883

LIGHTING DISTRICTS—Continued

Classification	EXPENDITURES Actual Prior Year 1953-54	Actual Current Year To 12-1-54	Estimated Current Year 1954-55	Requested Fiscal Year 1955-56	Allowed Fiscal Year 1955-56
SUNNYSIDE (2)					
Maintenance and Operation					
Accident Reserve	$	$	$	$ 100	$ 100
Engineering, Administration & Records	180.09		227	246	246
Operation of 225 Lights	7,428.92	1,170.60	11,601	9,617	9,617
TOTAL SUNNYSIDE	$ 7,609.01	$ 1,170.60	$ 11,828	$ 9,963	$ 9,963
TERRADELL (1)					
Maintenance and Operation					
Engineering, Administration and Records	$	$	$	$ 33	$ 33
Operation of 30 Lights				936	936
Steel Poles				1,950	1,950
TOTAL TERRADELL	$	$	$	$ 2,919	$ 2,919
TRUMBALL (1)					
Maintenance and Operation					
Engineering, Administration and Records	$	$	$	$ 21	$ 21
Operation of 19 Lights				592	592
Steel Poles				1,092	1,092
TOTAL TRUMBALL	$	$	$	$ 1,705	$ 1,705
VAL VERDE (5)					
Maintenance and Operation					
Engineering, Administration and Records	$ 40.44	$	$ 54	$ 60	$ 60
Operation of 55 Lights	1,182.45	183.18	1,949	1,716	1,716
TOTAL VAL VERDE	$ 1,222.89	$ 183.18	$ 2,003	$ 1,776	$ 1,776
VERMONT GARDENS (4)					
Maintenance and Operation					
Accident Reserve	$ 278.75	$	$ 1,000	$ 1,000	$ 1,000
Engineering, Administration and Records	64.29		63	72	72
Maintenance Extraordinary			300	320	320
Operation of 66 Lights	1,170.01	119.30	1,646	1,636	1,636
TOTAL VERMONT GARDENS	$ 1,513.05	$ 119.30	$ 3,009	$ 3,028	$ 3,028
VIEW HEIGHTS (4)					
Maintenance and Operation					
Engineering, Administration & Records	$ 183.54	$	$ 177	$ 217	$ 217
Operation of 199 Lights	7,998.57	1,270.04	10,864	9,573	9,573
Steel Poles			290		
TOTAL VIEW HEIGHTS	$ 8,182.11	$ 1,270.04	$ 11,331	$ 9,790	$ 9,790
WALNUT (1)					
Maintenance and Operation					
Engineering, Administration and Records	$ 13.48	$	$ 15	$ 16	$ 16
Operation of 15 Lights	582.91	92.52	799	674	674
TOTAL WALNUT	$ 596.39	$ 92.52	$ 814	$ 690	$ 690
WALNUT PARK (1)					
Maintenance and Operation					
Accident Reserve	$ 574.93	$	$ 1,000	$ 1,000	$ 1,000
Engineering, Administration and Records	263.24		251	288	288
Maintenance Extraordinary	1,821.88				
Operation of 264 Lights	6,634.17	922.94	8,591	8,285	8,285
TOTAL WALNUT PARK	$ 9,294.22	$ 922.94	$ 9,842	$ 9,573	$ 9,573

LIGHTING DISTRICTS—Continued

Classification	EXPENDITURES Actual Prior Year 1953-54	Actual Current Year To 12-1-54	Estimated Current Year 1954-55	Requested Fiscal Year 1955-56	Allowed Fiscal Year 1955-56
WELLSFORD (1)					
Maintenance and Operation					
Engineering, Administration and Records	$	$	$ 28	$ 32	$ 32
Operation of 29 Lights		72.91	991	904	904
Steel Poles			2,262	2,262	2,262
TOTAL WELLSFORD	$	$ 72.91	$ 3,281	$ 3,198	$ 3,198
WESTERN (4)					
Maintenance and Operation					
Accident Reserve	$	$	$ 1,000	$ 1,000	$ 1,000
Engineering, Administration and Records	137.91		133	145	145
Maintenance Extraordinary			550		
Operation of 133 Lights	4,534.27	675.76	5,658	5,284	5,284
TOTAL WESTERN	$ 4,672.18	$ 675.76	$ 7,341	$ 6,429	$ 6,429
WEST HOLLYWOOD (3)					
Maintenance and Operation					
Accident Reserve	$ 2,602.85	$	$ 2,500	$ 2,500	$ 2,500
Engineering, Administration and Records	742.04		719	770	770
Maintenance Extraordinary	6,021.14		10,680	8,500	8,500
Operation of 706 Lights	10,721.08	978.24	20,663	19,425	19,425
TOTAL WEST HOLLYWOOD	$ 20,087.11	$ 978.24	$ 34,562	$ 31,195	$ 31,195
WEST KNOLL (3)					
Maintenance and Operation					
Accident Reserve	$	$	$ 1,000	$ 1,000	$ 1,000
Engineering, Administration and Records	263.16		262	286	286
Maintenance Extraordinary	3,092.89		4,200		
Operation of 263 Lights	7,397.98	1,032.93	10,345	9,651	9,651
TOTAL WEST KNOLL	$ 10,754.03	$ 1,032.93	$ 15,807	$ 10,937	$ 10,937
WEST WHITTIER (1)					
Maintenance and Operation					
Engineering, Administration and Records	$ 39.40	$	$ 42	$ 48	$ 48
Operation of 44 Lights	1,337.86	209.44	1,800	1,662	1,662
TOTAL WEST WHITTIER	$ 1,377.26	$ 209.44	$ 1,842	$ 1,710	$ 1,710
WILLOWBROOK (2-4)					
Maintenance and Operation					
Accident Reserve	$	$	$	$ 100	$ 100
Engineering, Administration and Records	231.09		265	306	306
Operation of 281 Lights	5,978.41	972.50	13,670	12,690	12,690
TOTAL WILLOWBROOK	$ 6,209.50	$ 972.50	$ 13,935	$ 13,096	$ 13,096
WOODCREST (2)					
Maintenance and Operation					
Accident Reserve	$ 642.35	$	$ 500	$ 500	$ 500
Engineering, Administration and Records	636.05		628	762	762
Maintenance Extraordinary			575	1,960	1,960
Operation of 699 Lights	21,780.43	2,925.76	25,827	23,889	23,889
Steel Poles			2,450		
TOTAL WOODCREST	$ 23,058.83	$ 2,925.76	$ 29,980	$ 27,111	$ 27,111
WOODCREST—ZONE I (2)					
Maintenance and Operation					
Steel Poles	$	$	$	$ 3,432	$ 3,432
TOTAL WOODCREST—ZONE I	$	$	$	$ 3,432	$ 3,432
GRAND TOTAL LIGHTING DISTRICTS	$ 802,044.66	$ 101,929.85	$1,266,903	$1,428,122	$1,428,122

Lighting Maintenance Districts

Formed under the Streets and Highways Code (Improvement Act of 1911) for the purpose of maintaining street lighting systems from an ad valorem tax. The County Road Commissioner administers and maintains these districts.

APPROPRIATIONS $458,664

Classification	EXPENDITURES Actual Prior Year 1953-54	Actual Current Year To 12-1-54	Estimated Current Year 1954-55	Requested Fiscal Year 1955-56	Allowed Fiscal Year 1955-56
No. 411-MONTROSE AVENUE (5)					
Maintenance and Operation					
Accident Reserve	$	$	$ 400	$ 400	$ 400
Engineering, Administration and Records	37.33		34	39	39
Maintenance Extraordinary			165		
Operation of 36 Lights	854.58	102.34	1,122	1,120	1,120
TOTAL No. 411	**$ 891.91**	**$ 102.34**	**$ 1,721**	**$ 1,559**	**$ 1,559**
No. 540-ROSE VILLA STREET (5)					
Maintenance and Operation					
Accident Reserve	$ 205.95	$	$ 800	$ 800	$ 800
Engineering, Administration and Records	132.73		121	139	139
Maintenance Extraordinary	1,611.04				
Operation of 128 Lights	2,552.49	281.03	3,397	3,371	3,371
TOTAL No. 540	**$ 4,502.21**	**$ 281.03**	**$ 4,318**	**$ 4,310**	**$ 4,310**
No. 588-ALLEN AVENUE (5)					
Maintenance and Operation					
Accident Reserve	$	$	$ 500	$ 500	$ 500
Engineering, Administration and Records	188.72		173	201	201
Maintenance Extraordinary			1,260	800	800
Operation of 184 Lights	3,111.86	315.96	4,237	4,350	4,350
TOTAL No. 588	**$ 3,300.58**	**$ 315.96**	**$ 6,170**	**$ 5,851**	**$ 5,851**
No. 625-WASHINGTON STREET (5)					
Maintenance and Operation					
Accident Reserve	$	$	$ 400	$ 400	$ 400
Engineering, Administration and Records	44.58		41	49	49
Operation of 45 Lights	910.82	97.01	1,125	1,191	1,191
TOTAL No. 625	**$ 955.40**	**$ 97.01**	**$ 1,566**	**$ 1,640**	**$ 1,640**
No. 628-SEVILLE AVENUE (1)					
Maintenance and Operation					
Accident Reserve	$	$	$ 400	$ 400	$ 400
Engineering, Administration and Records	45.62		42	56	56
Operation of 51 Lights	678.43	64.07	1,129	1,518	1,518
TOTAL No. 628	**$ 724.05**	**$ 64.07**	**$ 1,571**	**$ 1,974**	**$ 1,974**
No. 635—DOWNEY AVENUE (1)					
Maintenance and Operation					
Accident Reserve	$	$	$ 300	$ 300	$ 300
Engineering, Administration and Records	31.11		29	33	33
Maintenance Extraordinary			225		
Operation of 30 Lights	516.06	52.60	698	709	709
TOTAL No. 635	**$ 547.17**	**$ 52.60**	**$ 1,252**	**$ 1,042**	**$ 1,042**

LIGHTING MAINTENANCE DISTRICTS—Continued

Classification	EXPENDITURES Actual Prior Year 1953-54	Actual Current Year To 12-1-54	Estimated Current Year 1954-55	Requested Fiscal Year 1955-56	Allowed Fiscal Year 1955-56
No. 669-CENTRAL AVENUE (2)					
Maintenance and Operation					
Accident Reserve	$ 795.92	$	$ 1,100	$ 1,100	$ 1,100
Engineering, Administration and Records	33.93		50	61	61
Maintenance Extraordinary	1,353.58		2,800	1,525	1,525
Operation of 56 Lights	1,517.30	430.12	1,976	2,211	2,211
TOTAL No. 669	$ 3,700.73	$ 430.12	$ 5,926	$ 4,897	$ 4,897
NO. 670-PINE AVENUE (4)					
Maintenance and Operation					
Accident Reserve	$	$	$ 400	$ 400	$ 400
Engineering, Administration and Records	41.47		38	44	44
Operation of 40 Lights	473.56	34.38	675	703	703
TOTAL No. 670	$ 515.03	$ 34.38	$ 1,113	$ 1,147	$ 1,147
No. 681-SANTA ANITA AND VIRGINIA AVENUES (5)					
Maintenance and Operation					
Accident Reserve	$	$	$ 1,300	$ 1,000	$ 1,000
Engineering, Administration and Records	35.26		35	38	38
Maintenance Extraordinary	1,000.71		60		
Operation of 35 Lights	635.31	66.39	846	898	898
TOTAL No. 681	$ 1,671.28	$ 66.39	$ 2,241	$ 1,936	$ 1,936
No. 691-PEACH STREET AND OAKS AVENUE (4)					
Maintenance and Operation					
Accident Reserve	$	$	$ 300	$ 300	$ 300
Engineering, Administration and Records	12.44		11	13	13
Maintenance Extraordinary			40		
Operation of 12 Lights	217.22	22.84	279	284	284
TOTAL No. 691	$ 229.66	$ 22.84	$ 630	$ 597	$ 597
NO. 721-MONTEBELLO PARK (3)					
Maintenance and Operation					
Accident Reserve	$ 129.96	$	$ 600	$ 1,000	$ 1,000
Engineering, Administration and Records	147.01		146	147	147
Maintenance Extraordinary	454.52		1,275		
Operation of 135 Lights	2,674.40	286.64	4,245	4,020	4,020
TOTAL No. 721	$ 3,405.89	$ 286.64	$ 6,266	$ 5,167	$ 5,167
No. 738-MEADOWBROOK ROAD (5)					
Maintenance and Operation					
Accident Reserve	$	$	$ 1,000	$ 1,000	$ 1,000
Engineering, Administration and Records	48.73		45	53	53
Maintenance Extraordinary	295.33				
Operation of 49 Lights	772.21	73.28	1,094	1,158	1,158
TOTAL No. 738	$ 1,116.27	$ 73.28	$ 2,139	$ 2,211	$ 2,211

LIGHTING MAINTENANCE DISTRICTS—Continued

Classification	EXPENDITURES Actual Prior Year 1953-54	Actual Current Year To 12-1-54	Estimated Current Year 1954-55	Requested Fiscal Year 1955-56	Allowed Fiscal Year 1955-56
No. 760-FAIRFAX AVENUE (3)					
Maintenance and Operation					
Accident Reserve	$	$	$ 500	$ 500	$ 500
Engineering, Administration and Records	23.60		38	41	41
Maintenance Extraordinary	1,371.78		2,000	2,125	2,125
Operation of 38 Lights	754.65	193.60	1,239	1,240	1,240
TOTAL No. 760	**$ 2,150.03**	**$ 193.60**	**$ 3,777**	**$ 3,906**	**$ 3,906**
NO. 780-WOODS AVENUE (3)					
Maintenance and Operation					
Accident Reserve	$ 169.63	$	$ 500	$ 500	$ 500
Engineering, Administration and Records	143.09		131	156	156
Maintenance Extraordinary				1,100	1,100
Operation of 143 Lights	2,289.29	210.13	3,213	3,381	3,381
TOTAL No. 780	**$ 2,602.01**	**$ 210.13**	**$ 3,844**	**$ 5,137**	**$ 5,137**
No. 785—RAMONA AVENUE (1)					
Maintenance and Operation					
Accident Reserve	$	$	$ 600	$ 600	$ 600
Engineering, Administration and Records	35.26		32	37	37
Maintenance Extraordinary			350		
Operation of 34 Lights	693.46	77.71	896	902	902
TOTAL No. 785	**$ 728.72**	**$ 77.71**	**$ 1,878**	**$ 1,539**	**$ 1,539**
No. 825—WHITTIER BOULEVARD (1)					
Maintenance and Operation					
Accident Reserve	$	$	$ 500	$ 500	$ 500
Engineering, Administration and Records	22.81		21	24	24
Maintenance Extraordinary	159.89				
Operation of 22 Lights	457.44	51.74	729	800	800
TOTAL No. 825	**$ 640.14**	**$ 51.74**	**$ 1,250**	**$ 1,324**	**$ 1,324**
No. 850-HADLEY STREET (1)					
Maintenance and Operation					
Accident Reserve	$	$	$ 500	$	$
Engineering, Administration and Records	32.55		39		
Maintenance Extraordinary			1,800		
Operation of 41 Lights	707.53		1,708		
TOTAL No. 850	**$ 740.08**	**$**	**$ 4,047**	**$**	**$**

LIGHTING MAINTENANCE DISTRICTS—Continued

Classification	EXPENDITURES Actual Prior Year 1953-54	Actual Current Year To 12-1-54	Estimated Current Year 1954-55	Requested Fiscal Year 1955-56	Allowed Fiscal Year 1955-56
No. 859—BEVERLY BOULEVARD (1)					
Maintenance and Operation					
Accident Reserve	$ 1,096.72	$	$ 1,000	$ 1,000	$ 1,000
Engineering, Administration and Records	126.50		116	133	133
Maintenance Extraordinary	874.97		4,675	2,750	2,750
Operation of 122 Lights	2,398.65	263.91	3,200	3,220	3,220
TOTAL No. 859	**$ 4,496.84**	**$ 263.91**	**$ 8,991**	**$ 7,103**	**$ 7,103**
No. 865—SEE DRIVE (1)					
Maintenance and Operation					
Accident Reserve	$ 362.83	$	$ 700	$ 1,000	$ 1,000
Engineering, Administration and Records	53.93		51	102	102
Maintenance Extraordinary	1,772.63			1,000	1,000
Operation of 94 Lights	1,022.56	203.30	1,453	3,105	3,105
TOTAL No. 865	**$ 3,211.95**	**$ 203.30**	**$ 2,204**	**$ 5,207**	**$ 5,207**
No. 900—ELIZABETH STREET (4)					
Maintenance and Operation					
Accident Reserve	$	$	$ 300	$ 300	$ 300
Engineering, Administration and Records	33.19		30	37	37
Operation of 34 Lights	565.00	54.19	745	804	804
TOTAL No. 900	**$ 598.19**	**$ 54.19**	**$ 1,075**	**$ 1,141**	**$ 1,141**
No. 903—TEMPLE CITY (1)					
Maintenance and Operation					
Accident Reserve	$ 1,053.65	$	$ 1,000	$ 1,000	$ 1,000
Engineering, Administration and Records	411.64		399	447	447
Operation of 410 Lights	8,448.82	780.13	11,993	11,708	11,708
TOTAL No. 903	**$ 9,914.11**	**$ 780.13**	**$ 13,392**	**$ 13,155**	**$ 13,155**
NO. 941-NINTH STREET (3)					
Maintenance and Operation					
Accident Reserve	$ 587.11	$	$ 1,000	$ 1,000	$ 1,000
Engineering, Administration and Records	471.79		434	551	551
Maintenance Extraordinary	423.61		20,000	19,120	19,120
Operation of 505 Lights	11,141.27	1,419.80	15,489	16,451	16,451
TOTAL No. 941	**$ 12,623.78**	**$ 1,419.80**	**$ 36,923**	**$ 37,122**	**$ 37,122**
No. 977—DOMINGUEZ (4)					
Maintenance and Operation					
Accident Reserve	$ 670.20	$	$ 1,000	$ 1,000	$ 1,000
Engineering, Administration and Records	249.89		229	282	282
Maintenance Extraordinary				200	200
Operation of 258 Lights	2,866.78	204.49	4,297	5,911	5,911
TOTAL No. 977	**$ 3,786.87**	**$ 204.49**	**$ 5,526**	**$ 7,393**	**$ 7,393**

LIGHTING MAINTENANCE DISTRICTS—Continued

Classification	EXPENDITURES Actual Prior Year 1953-54	Actual Current Year To 12-1-54	Estimated Current Year 1954-55	Requested Fiscal Year 1955-56	Allowed Fiscal Year 1955-56
NO. 1007-VIEW PARK (2)					
Maintenance and Operation					
Accident Reserve	$ 1,159.65	$	$ 2,500	$ 2,500	$ 2,500
Engineering, Administration and Records	446.66		747	877	877
Maintenance Extraordinary	4,155.06		11,344	8,500	8,500
Operation of 805 Lights	7,840.44	1,346.24	19,433	19,897	19,897
TOTAL No. 1007	$ 13,601.81	$ 1,346.24	$ 34,024	$ 31,774	$ 31,774
No. 1011-LAKEWOOD (1)					
Maintenance and Operation					
Accident Reserve	$	$	$ 300	$	$
Engineering, Administration and Records	51.78		28		
Operation of 29 Lights	1,310.73	48.19	675		
TOTAL No. 1011	$ 1,362.51	$ 48.19	$ 1,003	$	$
NO. 1013-ANGELES VISTA (2)					
Maintenance and Operation					
Accident Reserve	$ 222.32	$	$	$	$
Engineering, Administration and Records	194.74				
Operation of 112 Lights	3,031.13				
TOTAL No. 1013	$ 3,448.19	$	$	$	$
NO. 1022-WINDSOR HILLS (2)					
Maintenance and Operation					
Engineering, Administration and Records	$ 81.74	$	$	$	$
Operation of 89 Lights	1,327.57				
TOTAL No. 1022	$ 1,409.31	$	$	$	$
NO. 1030-BALDWIN HILLS (2)					
Maintenance and Operation					
Engineering, Administration and Records	$ 60.58	$	$	$	$
Operation of 66 Lights	919.87				
TOTAL No. 1030	$ 980.45	$	$	$	$
No. 1062-FIRESTONE PARK (2)					
Maintenance and Operation					
Accident Reserve	$	$	$ 300	$ 300	$ 300
Engineering, Administration and Records	43.54		40	46	46
Maintenance Extraordinary	813.40		1,450	1,170	1,170
Operation of 42 Lights	929.21	117.94	1,147	1,116	1,116
TOTAL No. 1062	$ 1,786.15	$ 117.94	$ 2,937	$ 2,632	$ 2,632
NO. 1254—DAINES DRIVE (1)					
Maintenance and Operation					
Accident Reserve	$	$	$ 300	$ 300	$ 300
Engineering, Administration and Records	48.73		45	51	51
Maintenance Extraordinary				500	500
Operation of 47 Lights	799.31	75.51	1,094	1,111	1,111
TOTAL NO. 1254	$ 848.04	$ 75.51	$ 1,439	$ 1,962	$ 1,962

LIGHTING MAINTENANCE DISTRICTS—Continued

Classification	EXPENDITURES				
	Actual Prior Year 1953-54	Actual Current Year To 12-1-54	Estimated Current Year 1954-55	Requested Fiscal Year 1955-56	Allowed Fiscal Year 1955-56
NO. 1373—RUTGERS AVENUE (1)					
Maintenance and Operation					
Engineering, Administration and Records	$ 120.00	$	$	$	$
Operation of 170 Lights	5,106.39				
TOTAL NO. 1373	$ 5,226.39	$	$	$	$
NO. 1394—LAKEWOOD PLAZA (1)					
Maintenance and Operation					
Engineering, Administration and Records	$ 153.40	$	$ 105	$ 183	$ 183
Operation of 168 Lights	6,742.43	684.80	5,730	8,408	8,408
TOTAL NO. 1394	$ 6,895.83	$ 684.80	$ 5,835	$ 8,591	$ 8,591
NO. 1395—SOUTH ARCADIA PARK (1)					
Maintenance and Operation					
Engineering, Administration and Records	$ 79.85	$	$ 73	$ 84	$ 84
Operation of 77 Lights	3,010.02	474.24	4,019	3,356	3,356
TOTAL NO. 1395	$ 3,089.87	$ 474.24	$ 4,092	$ 3,440	$ 3,440
No. 1396-VERMONT GARDENS NO. 2 (4)					
Maintenance and Operation					
Engineering, Administration and Records	$ 30.06	$	$ 28	$ 32	$ 32
Operation of 29 Lights	1,159.03	182.84	1,530	1,443	1,443
TOTAL NO 1396	$ 1,189.09	$ 182.84	$ 1,558	$ 1,475	$ 1,475
NO. 1400—PARAMOUNT MANOR (1)					
Maintenance and Operation					
Engineering, Administration and Records	$ 50.81	$	$ 52	$ 60	$ 60
Operation of 55 Lights	1,481.02	229.38	1,881	1,716	1,716
TOTAL NO. 1400	$ 1,531.83	$ 229.38	$ 1,933	$ 1,776	$ 1,776
NO. 1404—DEL AMO (1)					
Maintenance and Operation					
Accident Reserve	$ 2,590.65	$	$ 2,650	$	$
Engineering, Administration and Records	1,491.74		1,321		
Maintenance Extraordinary	2,500.00		5,300		
Operation of 1390 Lights	34,591.82	3,702.04	45,085		
TOTAL NO. 1404	$ 41,174.21	$ 3,702.04	$ 54,356	$	$
NO. 1405—MICHELSON STREET (1)					
Maintenance and Operation					
Accident Reserve	$ 1,008.61	$	$	$	$
Engineering, Administration and Records	305.88				
Maintenance Extraordinary	1,714.02				
Operation of 295 Lights	7,501.36	921.70			
TOTAL NO. 1405	$ 10,529.87	$ 921.70	$	$	$

LIGHTING MAINTENANCE DISTRICTS—Continued

Classification	EXPENDITURES Actual Prior Year 1953-54	Actual Current Year To 12-1-54	Estimated Current Year 1954-55	Requested Fiscal Year 1955-56	Allowed Fiscal Year 1955-56
NO. 1408—WILLIAMS (1)					
Maintenance and Operation					
Engineering, Administration and Records	$ 9.34	$	$ 9	$ 10	$ 10
Operation of 9 Lights	340.72	53.58	415	388	388
TOTAL NO. 1408	**$ 350.06**	**$ 53.58**	**$ 424**	**$ 398**	**$ 398**
NO. 1422—PIONEER PLAZA (1)					
Maintenance and Operation					
Engineering, Administration and Records	$ 21.78	$	$ 20	$ 23	$ 23
Operation of 21 Lights	853.33	134.74	1,112	1,048	1,048
TOTAL NO. 1422	**$ 875.11**	**$ 134.74**	**$ 1,132**	**$ 1,071**	**$ 1,071**
NO. 1423—TERI PLAZA (1)					
Maintenance and Operation					
Engineering, Administration and Records	$ 39.40	$	$ 36	$ 41	$ 41
Operation of 38 Lights	1,609.18	254.66	2,098	1,978	1,978
TOTAL NO. 1423	**$ 1,648.58**	**$ 254.66**	**$ 2,134**	**$ 2,019**	**$ 2,019**
NO. 1424—CREST DRIVE (5)					
Maintenance and Operation					
Accident Reserve	$	$	$ 500	$ 500	$ 500
Engineering, Administration and Records	25.92		24	27	27
Operation of 25 Lights	433.10	44.34	582	591	591
TOTAL NO. 1424	**$ 459.02**	**$ 44.34**	**$ 1,106**	**$ 1,118**	**$ 1,118**
NO. 1428—HEIM (1)					
Maintenance and Operation					
Engineering, Administration and Records	$ 51.85	$	$ 48	$ 55	$ 55
Operation of 50 Lights	1,951.90	307.50	2,592	2,442	2,442
TOTAL NO. 1428	**$ 2,003.75**	**$ 307.50**	**$ 2,640**	**$ 2,497**	**$ 2,497**
NO. 1438—SUNNY GROVE (1)					
Maintenance and Operation					
Engineering, Administration and Records	$ 64.29	$	$ 59	$ 68	$ 68
Operation of 62 Lights	1,869.17	289.44	2,120	1,934	1,934
TOTAL NO. 1438	**$ 1,933.46**	**$ 289.44**	**$ 2,179**	**$ 2,002**	**$ 2,002**
NO. 1454—BODGERS (1)					
Maintenance and Operation					
Engineering, Administration and Records	$ 42.51	$	$ 39	$ 45	$ 45
Operation of 41 Lights	1,580.32	248.78	2,067	1,944	1,944
TOTAL NO. 1454	**$ 1,622.83**	**$ 248.78**	**$ 2,106**	**$ 1,989**	**$ 1,989**

LIGHTING MAINTENANCE DISTRICTS—Continued

Classification	EXPENDITURES Actual Prior Year 1953-54	Actual Current Year To 12-1-54	Estimated Current Year 1954-55	Requested Fiscal Year 1955-56	Allowed Fiscal Year 1955-56
NO. 1455—EAST WHITTIER PARK (1)					
Maintenance and Operation					
Engineering, Administration and Records	$ 43.54	$	$ 40	$ 46	$ 46
Operation of 42 Lights	1,678.34	264.76	2,227	2,100	2,100
TOTAL NO. 1455	$ 1,721.88	$ 264.76	$ 2,267	$ 2,146	$ 2,146
NO. 1456—STUDEBAKER-KENNY ROADS (1)					
Maintenance and Operation					
Engineering, Administration and Records	$ 33.19	$	$ 30	$ 35	$ 35
Operation of 32 Lights	1,072.56	167.36	1,212	1,112	1,112
TOTAL NO. 1456	$ 1,105.75	$ 167.36	$ 1,242	$ 1,147	$ 1,147
NO. 1457—TWEEDY ROAD (1)					
Maintenance and Operation					
Engineering, Administration and Records	$ 37.33	$	$ 34	$ 39	$ 39
Operation of 36 Lights	1,362.87	214.32	1,772	1,664	1,664
TOTAL NO. 1457	$ 1,400.20	$ 214.32	$ 1,806	$ 1,703	$ 1,703
NO. 1467—HARVEY WAY (1)					
Maintenance and Operation					
Engineering, Administration and Records	$ 120.09	$	$	$	$
Operation of 367 Lights	4,530.27				
TOTAL NO. 1467	$ 4,650.36	$	$	$	$
NO. 1472—LAUREL-LAMBERT (1)					
Maintenance and Operation					
Engineering, Administration and Records	$ 18.66	$	$ 17	$ 20	$ 20
Operation of 18 Lights	745.75	117.88	974	919	919
TOTAL NO. 1472	$ 764.41	$ 117.88	$ 991	$ 939	$ 939
NO. 1473—PARAMOUNT PARK (1)					
Maintenance and Operation					
Accident Reserve	$	$	$ 500	$ 500	$ 500
Engineering, Administration and Records	18.66		17	20	20
Maintenance Extraordinary			50		
Operation of 18 Lights	444.04	53.96	578	574	574
TOTAL NO. 1473	$ 462.70	$ 53.96	$ 1,145	$ 1,094	$ 1,094
NO. 1474—WOODRUFF (1)					
Maintenance and Operation					
Accident Reserve	$ 633.23	$	$	$	$
Engineering, Administration and Records	427.20				
Maintenance Extraordinary	2,022.85				
Operation of 412 Lights	9,765.44				
TOTAL NO. 1474	$ 12,848.72	$	$	$	$

LIGHTING MAINTENANCE DISTRICTS—Continued

Classification	EXPENDITURES Actual Prior Year 1953-54	Actual Current Year To 12-1-54	Estimated Current Year 1954-55	Requested Fiscal Year 1955-56	Allowed Fiscal Year 1955-56
NO. 1492—LAKEWOOD CENTER (1)					
Maintenance and Operation					
Accident Reserve	$ 353.52	$	$	$	$
Engineering, Administration and Records	100.84				
Maintenance Extraordinary	1,913.47				
Operation of 105 Lights	4,717.80	475.01			
TOTAL NO. 1492	**$ 7,085.63**	**$ 475.01**	**$**	**$**	**$**
NO. 1499—IMPERIAL-ORR & DAY (1)					
Maintenance and Operation					
Engineering, Administration and Records	$ 42.51	$	$ 39	$ 45	$ 45
Operation of 41 Lights	1,242.16	192.42	1,403	1,280	1,280
TOTAL NO. 1499	**$ 1,284.67**	**$ 192.42**	**$ 1,442**	**$ 1,325**	**$ 1,325**
NO. 1512—CEDARSPRINGS (1)					
Maintenance and Operation					
Engineering, Administration and Records	$ 37.33	$	$ 34	$ 86	$ 86
Operation of 79 Lights	1,344.87	211.32	1,736	2,968	2,968
TOTAL NO. 1512	**$ 1,382.20**	**$ 211.32**	**$ 1,770**	**$ 3,054**	**$ 3,054**
NO. 1513—CUNNINGHAM (1)					
Maintenance and Operation					
Engineering, Administration and Records	$ 82.10	$	$	$	$
Operation of 121 Lights	3,867.33				
TOTAL NO. 1513	**$ 3,949.43**	**$**	**$**	**$**	**$**
NO. 1514—LAKEWOOD PLAZA 2 (1)					
Maintenance and Operation					
Engineering, Administration and Records	$ 98.43	$	$ 90	$	$
Operation of 95 Lights	3,661.24		4,847		
TOTAL NO. 1514	**$ 3,759.67**	**$**	**$ 4,937**	**$**	**$**
NO. 1515—MELITA (1)					
Maintenance and Operation					
Engineering, Administration and Records	$ 17.62	$	$ 16	$ 19	$ 19
Operation of 17 Lights	670.90	105.76	849	797	797
TOTAL NO. 1515	**$ 688.52**	**$ 105.76**	**$ 865**	**$ 816**	**$ 816**
NO. 1516-ALLENGROVE (1)					
Maintenance and Operation					
Engineering, Administration and Records	$	$	$ 11	$ 7	$ 7
Operation of 6 Lights			410	208	208
Steel Poles				312	312
TOTAL NO. 1516	**$**	**$**	**$ 421**	**$ 527**	**$ 527**

LIGHTING MAINTENANCE DISTRICTS—Continued

Classification	EXPENDITURES Actual Prior Year 1953-54	Actual Current Year To 12-1-54	Estimated Current Year 1954-55	Requested Fiscal Year 1955-56	Allowed Fiscal Year 1955-56
NO. 1517-GRAMERCY (1)					
Maintenance and Operation					
Engineering, Administration and Records	$ 11.41	$	$ 10	$ 12	$ 12
Operation of 11 Lights	346.44	53.82	377	344	344
TOTAL NO. 1517	**$ 357.85**	**$ 53.82**	**$ 387**	**$ 356**	**$ 356**
NO. 1518-LAKEWOOD PLAZA 3 (1)					
Maintenance and Operation					
Engineering, Administration and Records	$ 83.99	$	$ 77	$	$
Operation of 81 Lights	3,084.46		4,067		
TOTAL NO. 1518	**$ 3,168.45**	**$**	**$ 4,144**	**$**	**$**
NO. 1521-ALLIED GARDENS (1)					
Maintenance and Operation					
Engineering, Administration and Records	$ 137.91	$	$ 126	$ 145	$ 145
Operation of 133 Lights	3,989.06	617.46	4,549	4,150	4,150
TOTAL NO. 1521	**$ 4,126.97**	**$ 617.46**	**$ 4,675**	**$ 4,295**	**$ 4,295**
No. 1521-GRAMERCY 2 (4)					
Maintenance and Operation					
Engineering, Administration and Records	$ 11.41	$	$ 10	$ 12	$ 12
Operation of 11 Lights	328.44	50.82	377	344	344
TOTAL NO. 1522	**$ 339.85**	**$ 50.82**	**$ 387**	**$ 356**	**$ 356**
NO. 1528-HALIFAX (1)					
Maintenance and Operation					
Engineering, Administration and Records	$	$	$ 142	$ 93	$ 93
Maintenance Extraordinary				1,570	1,570
Operation of 85 Lights			2,325	1,438	1,438
TOTAL NO. 1528	**$**	**$**	**$ 2,467**	**$ 3,101**	**$ 3,101**
NO. 1529-MAXON (1)					
Maintenance and Operation					
Engineering, Administration and Records	$ 16.58	$	$ 15	$ 17	$ 17
Operation of 16 Lights	495.73	76.92	548	500	500
TOTAL NO. 1529	**$ 512.31**	**$ 76.92**	**$ 563**	**$ 517**	**$ 517**
NO. 1535-MUROC (1)					
Maintenance and Operation					
Engineering, Administration and Records	$ 43.54	$	$ 59	$ 53	$ 53
Operation of 49 Lights	1,300.34	237.10	2,154	1,561	1,561
TOTAL NO. 1535	**$ 1,343.88**	**$ 237.10**	**$ 2,213**	**$ 1,614**	**$ 1,614**

LIGHTING MAINTENANCE DISTRICTS—Continued

Classification	EXPENDITURES Actual Prior Year 1953-54	Actual Current Year To 12-1-54	Estimated Current Year 1954-55	Requested Fiscal Year 1955-56	Allowed Fiscal Year 1955-56
NO. 1536—ARBOR ROAD (1)					
Maintenance and Operation					
Accident Reserve	$ 1,227.41	$	$	$	$
Engineering, Administration and Records	775.59				
Operation of 732 Lights	14,386.82	1,473.42			
TOTAL NO. 1536	**$ 16,389.82**	**$ 1,473.42**	**$**	**$**	**$**
NO. 1538—CHESTNUT (1)					
Maintenance and Operation					
Engineering, Administration and Records	$	$	$ 36	$ 74	$ 74
Operation of 68 Lights			1,270	2,408	2,408
Steel Poles				4,290	4,290
TOTAL NO. 1538	**$**	**$**	**$ 1,306**	**$ 6,772**	**$ 6,772**
NO. 1539—KNOXVILLE (1)					
Maintenance and Operation					
Engineering, Administration and Records	$ 59.11	$	$ 54	$	$
Operation of 57 Lights	1,790.68		2,033		
TOTAL NO. 1539	**$ 1,849.79**	**$**	**$ 2,087**	**$**	**$**
No. 1557-CAPETOWN (1)					
Maintenance and Operation					
Engineering, Administration and Records	$ 55.99	$	$	$	$
Operation of 54 Lights	954.03	98.87			
TOTAL NO. 1557	**$ 1,010.02**	**$ 98.87**	**$**	**$**	**$**
No. 1558-PIMENTA (1)					
Maintenance and Operation					
Engineering, Administration and Records	$ 62.22	$	$	$	$
Operation of 49 Lights	1,326.11	154.20			
TOTAL No. 1558	**$ 1,388.33**	**$ 154.20**	**$**	**$**	**$**
NO. 1559-VAN NESS (2)					
Maintenance and Operation					
Engineering, Administration and Records	$ 26.88	$	$ 38	$ 39	$ 39
Operation of 36 Lights	1,218.22	180.48	1,542	1,223	1,223
TOTAL No. 1559	**$ 1,245.10**	**$ 180.48**	**$ 1,580**	**$ 1,262**	**$ 1,262**
NO. 1560-TRUDIE DRIVE (4)					
Maintenance and Operation					
Engineering, Administration and Records	$ 32.14	$	$ 30	$ 34	$ 34
Operation of 31 Lights	998.66	155.40	1,117	1,022	1,022
TOTAL No. 1560	**$ 1,030.80**	**$ 155.40**	**$ 1,147**	**$ 1,056**	**$ 1,056**

LIGHTING MAINTENANCE DISTRICTS—Continued

Classification	EXPENDITURES Actual Prior Year 1953-54	Actual Current Year To 12-1-54	Estimated Current Year 1954-55	Requested Fiscal Year 1955-56	Allowed Fiscal Year 1955-56
NO. 1565-ARLEE AVENUE (1)					
Maintenance and Operation					
Accident Reserve	$	$	$ 300	$ 300	$ 300
Engineering, Administration and Records	44.56		60	69	69
Maintenance Extraordinary			100	110	110
Operation of 63 Lights	837.83	107.18	1,467	1,489	1,489
TOTAL NO. 1565	**$ 882.39**	**$ 107.18**	**$ 1,927**	**$ 1,968**	**$ 1,968**
No. 1575-ADMIRAL (5)					
Maintenance and Operation					
Accident Reserve	$	$	$ 400	$ 400	$ 400
Engineering, Administration and Records	19.81		27	31	31
Maintenance Extraordinary			500		
Operation of 28 Lights	550.24	71.26	800	803	803
TOTAL No. 1575	**$ 570.05**	**$ 71.26**	**$ 1,727**	**$ 1,234**	**$ 1,234**
No. 1584-CLARKMAN (1)					
Maintenance and Operation					
Engineering, Administration and Records	$ 2.48	$	$ 31	$ 76	$ 76
Operation of 70 Lights	63.26		1,129	994	994
TOTAL No. 1584	**$ 65.74**	**$**	**$ 1,160**	**$ 1,070**	**$ 1,070**
No. 1585-TROPICO (1)					
Maintenance and Operation					
Engineering, Administration and Records	$ 9.98	$	$ 14	$ 15	$ 15
Operation of 14 Lights	393.20	67.68	513	436	436
TOTAL No. 1585	**$ 403.18**	**$ 67.68**	**$ 527**	**$ 451**	**$ 451**
No. 1586-BRITTAIN (1)					
Maintenance and Operation					
Engineering, Administration and Records	$ 40.32	$	$ 54	$ 62	$ 62
Operation of 57 Lights	1,318.39	266.34	1,949	1,778	1,778
TOTAL No. 1586	**$ 1,358.71**	**$ 266.34**	**$ 2,003**	**$ 1,840**	**$ 1,840**
NO. 1590-OBREGON (1)					
Maintenance and Operation					
Accident Reserve	$	$	$ 300	$ 300	$ 300
Engineering, Administration and Records	11.31		15	17	17
Operation of 16 Lights	185.04	29.46	372	378	378
TOTAL NO. 1590	**$ 196.35**	**$ 29.46**	**$ 687**	**$ 695**	**$ 695**
No. 1592-COLLEGE HEIGHTS (1)					
Maintenance and Operation					
Engineering, Administration and Records	$ 9.90	$	$ 13	$ 15	$ 15
Operation of 14 Lights	435.52	67.68	478	436	436
TOTAL No. 1592	**$ 445.42**	**$ 67.68**	**$ 491**	**$ 451**	**$ 451**
No. 1600-LOCHLEVEN (1)					
Maintenance and Operation					
Engineering, Administration and Records	$ 16.26	$	$ 22	$ 25	$ 25
Operation of 23 Lights	649.30	109.26	787	718	718
TOTAL No. 1600	**$ 665.56**	**$ 109.26**	**$ 809**	**$ 743**	**$ 743**

LIGHTING MAINTENANCE DISTRICTS—Continued

Classification	EXPENDITURES Actual Prior Year 1953-54	Actual Current Year To 12-1-54	Estimated Current Year 1954-55	Requested Fiscal Year 1955-56	Allowed Fiscal Year 1955-56
No. 1608-KLINGERMAN (1)					
Maintenance and Operation					
Engineering, Administration and Records	$ 7.78	$	$ 10	$ 12	$ 12
Operation of 11 Lights	269.48	65.62	463	426	426
TOTAL No. 1608	**$ 277.26**	**$ 65.62**	**$ 473**	**$ 438**	**$ 438**
No. 1609-ALDON (1)					
Maintenance and Operation					
Engineering, Administration and Records	$ 54.76	$	$	$	$
Operation of 82 Lights	2,314.62				
TOTAL No. 1609	**$ 2,369.38**	**$**	**$**	**$**	**$**
No. 1613-CORNING (4)					
Maintenance and Operation					
Engineering, Administration and Records	$ 29.00	$	$ 79	$ 131	$ 131
Operation of 120 Lights	1,297.38	405.98	2,959	3,958	3,958
TOTAL No. 1613	**$ 1,326.38**	**$ 405.98**	**$ 3,038**	**$ 4,089**	**$ 4,089**
No. 1614-PILGRIM (1)					
Maintenance and Operation					
Engineering, Administration and Records	$ 5.23	$	$ 14	$ 16	$ 16
Operating of 15 Lights	181.28	77.02	547	501	501
TOTAL No. 1614	**$ 186.51**	**$ 77.02**	**$ 561**	**$ 517**	**$ 517**
No. 1615-CARSON (1)					
Maintenance and Operation					
Accident Reserve	$ 350.20	$	$ 1,000	$ 6,000	$ 6,000
Engineering, Administration and Records	275.66		289	4,160	4,160
Maintenance Extraordinary				10,845	10,845
Operation of 3817 Lights	5,420.61	610.93	7,813	116,452	116,452
TOTAL No. 1615	**$ 6,046.47**	**$ 610.93**	**$ 9,102**	**$ 137,457**	**$ 137,457**
No. 1616-QUARTZ HILL (5)					
Maintenance and Operation					
Engineering, Administration and Records	$ 9.08	$	$ 43	$ 87	$ 87
Operation of 80 Lights	748.60	275.60	1,707	2,658	2,658
TOTAL No. 1616	**$ 757.68**	**$ 275.60**	**$ 1,750**	**$ 2,745**	**$ 2,745**
No. 1617-WHITTWOOD (1)					
Maintenance and Operation					
Engineering, Administration and Records	$ 27.59	$	$ 47	$ 53	$ 53
Operation of 49 Lights	931.86	197.34	1,780	1,693	1,693
TOTAL No. 1617	**$ 959.45**	**$ 197.34**	**$ 1,827**	**$ 1,746**	**$ 1,746**
No. 1620-BERENDO (4)					
Maintenance and Operation					
Engineering, Administration and Records	$ 7.07	$	$ 10	$ 11	$ 11
Operation of 10 Lights	294.21	51.48	358	327	327
TOTAL No. 1620	**$ 301.28**	**$ 51.48**	**$ 368**	**$ 338**	**$ 338**

LIGHTING MAINTENANCE DISTRICTS—Continued

Classification	EXPENDITURES Actual Prior Year 1953-54	Actual Current Year To 12-1-54	Estimated Current Year 1954-55	Requested Fiscal Year 1955-56	Allowed Fiscal Year 1955-56
No. 1621-GRAYSTONE (1)					
Maintenance and Operation					
Engineering, Administration and Records	$ 15.56	$	$ 21	$ 24	$ 24
Operation of 22 Lights	582.96	104.64	752	686	686
TOTAL No. 1621	**$ 598.52**	**$ 104.64**	**$ 773**	**$ 710**	**$ 710**
No. 1622-CLARETTA (1)					
Maintenance and Operation					
Engineering, Administration and Records	$ 14.86	$	$ 20	$ 23	$ 23
Operation of 21 Lights	444.24	100.02	719	656	656
TOTAL No. 1622	**$ 459.10**	**$ 100.02**	**$ 739**	**$ 679**	**$ 679**
No. 1623-CECILIA (1)					
Maintenance and Operation					
Engineering, Administration and Records	$ .45	$	$ 6	$ 16	$ 16
Operation of 15 Lights	70.92		206	549	549
TOTAL No. 1623	**$ 71.37**	**$**	**$ 212**	**$ 565**	**$ 565**
No. 1624-GROVEDALE (1)					
Maintenance and Operation					
Engineering, Administration and Records	$ 26.88	$	$ 36	$ 41	$ 41
Operation of 38 Lights	848.86	178.56	1,300	1,186	1,186
TOTAL No. 1624	**$ 875.74**	**$ 178.56**	**$ 1,336**	**$ 1,227**	**$ 1,227**
No. 1625-MEHDEN (4)					
Maintenance and Operation					
Engineering, Administration and Records	$ 41.88	$	$ 57	$ 65	$ 65
Operation of 60 Lights	1,565.85	280.30	2,155	1,905	1,905
TOTAL No. 1625	**$ 1,607.73**	**$ 280.30**	**$ 2,212**	**$ 1,970**	**$ 1,970**
No. 1632-WINODEE (1)					
Maintenance and Operation					
Accident Reserve	$	$	$	$ 500	$ 500
Engineering, Administration and Records				167	167
Operation of 153 Lights				4,149	4,149
TOTAL No. 1632	**$**	**$**	**$**	**$ 4,816**	**$ 4,816**
No. 1633-LAKE HUGHES (5)					
Maintenance and Operation					
Engineering, Administration and Records	$	$	$ 28	$ 26	$ 26
Operation of 24 Lights		30.56	1,725	1,188	1,188
TOTAL No. 1633	**$**	**$ 30.56**	**$ 1,753**	**$ 1,214**	**$ 1,214**
No. 1636-WADKINS (4)					
Maintenance and Operation					
Engineering, Administration and Records	$	$	$ 19	$ 24	$ 24
Operation of 22 Lights		120.52	824	818	818
TOTAL No. 1636	**$**	**$ 120.52**	**$ 843**	**$ 842**	**$ 842**

LIGHTING MAINTENANCE DISTRICTS—Continued

Classification	EXPENDITURES Actual Prior Year 1953-54	Actual Current Year To 12-1-54	Estimated Current Year 1954-55	Requested Fiscal Year 1955-56	Allowed Fiscal Year 1955-56
NO. 1640-JACKLIN (5)					
Maintenance and Operation					
Engineering, Administration and Records	$	$	$ 25	$ 26	$ 26
Operation of 24 Lights		73.47	923	748	748
TOTAL NO. 1640	**$**	**$ 73.47**	**$ 948**	**$ 774**	**$ 774**
NO. 1654-MAUREEN (5)					
Maintenance and Operation					
Engineering, Administration and Records	$	$	$ 26	$ 27	$ 27
Operation of 25 Lights		43.96	993	780	780
TOTAL NO. 1654	**$**	**$ 43.96**	**$ 1,019**	**$ 807**	**$ 807**
NO. 1655-PIONEER (1)					
Maintenance and Operation					
Engineering, Administration and Records	$ 8.66	$	$ 109	$ 203	$ 203
Operation of 186 Lights	666.81	605.10	4,438	6,469	6,469
TOTAL NO. 1655	**$ 675.47**	**$ 605.10**	**$ 4,547**	**$ 6,672**	**$ 6,672**
NO. 1660-HARBOUR (1)					
Maintenance and Operation					
Accident Reserve	$	$	$ 1,000	$ 1,000	$ 1,000
Engineering, Administration and Records	259.51		489	670	670
Maintenance Extraordinary				345	345
Operation of 615 Lights	4,945.66	945.69	12,943	15,691	15,691
TOTAL NO. 1660	**$ 5,205.17**	**$ 945.69**	**$ 14,432**	**$ 17,706**	**$ 17,706**
NO. 1668-STEARNS (1)					
Maintenance and Operation					
Engineering, Administration and Records	$	$	$ 71	$ 92	$ 92
Operation of 84 Lights			2,635	2,614	2,614
TOTAL NO. 1668	**$**	**$**	**$ 2,706**	**$ 2,706**	**$ 2,706**
NO. 1669-WARDLOW (1)					
Maintenance and Operation					
Engineering, Administration and Records	$ 3.77	$	$ 1,848	$ 55	$ 55
Operation of 50 Lights	498.63	234.00	49	1,560	1,560
TOTAL NO. 1669	**$ 502.40**	**$ 234.00**	**$ 1,897**	**$ 1,615**	**$ 1,615**
NO. 1670-ANCHOR (4)					
Maintenance and Operation					
Engineering, Administration and Records	$	$	$ 1,985	$ 59	$ 59
Operation of 54 Lights			53	1,684	1,684
TOTAL NO. 1670	**$**	**$**	**$ 2,038**	**$ 1,743**	**$ 1,743**
NO. 1676-MALIBU (4)					
Maintenance and Operation					
Engineering, Administration and Records	$	$	$ 163	$ 191	$ 191
Operation of 175 Lights			11,859	11,367	11,367
TOTAL NO. 1676	**$**	**$**	**$ 12,022**	**$ 11,558**	**$ 11,558**

LIGHTING MAINTENANCE DISTRICTS—Continued

Classification	EXPENDITURES Actual Prior Year 1953-54	Actual Current Year To 12-1-54	Estimated Current Year 1954-55	Requested Fiscal Year 1955-56	Allowed Fiscal Year 1955-56
NO. 1686-HINDRY (4)					
Maintenance and Operation					
Engineering, Administration and Records	$	$	$ 17	$ 17	$ 17
Operation of 16 Lights			650	598	598
TOTAL NO. 1686	$	$	$ 667	$ 615	$ 615
NO. 1687-FRONTIER (5)					
Maintenance and Operation					
Engineering, Administration and Records	$	$	$ 23	$ 59	$ 59
Operation of 54 Lights		113.88	820	1,717	1,717
TOTAL NO. 1687	$	$ 113.88	$ 843	$ 1,776	$ 1,776
NO. 1688-ARLINE (1)					
Maintenance and Operation					
Engineering, Administration and Records	$	$	$ 152	$ 155	$ 155
Operation of 142 Lights			6,414	5,316	5,316
TOTAL NO. 1688	$	$	$ 6,566	$ 5,471	$ 5,471
NO. 1696-BRIGHTVIEW (1)					
Maintenance and Operation					
Engineering, Administration and Records	$	$	$	$ 38	$ 38
Operation of 35 Lights		52.61	53	1,125	1,125
TOTAL NO. 1696	$	$ 52.61	$ 53	$ 1,163	$ 1,163
NO. 1697-AVALON(4)					
Maintenance and Operation					
Engineering, Administration and Records	$	$	$	$ 92	$ 92
Operation of 84 Lights				2,620	2,620
TOTAL NO. 1697	$	$	$	$ 2,712	$ 2,712
NO. 1710-SANTA CLARITA (5)					
Maintenance and Operation					
Engineering, Administration and Records	$	$	$	$ 8	$ 8
Operation of 7 Lights				235	235
TOTAL NO. 1710	$	$	$	$ 243	$ 243
NO. 1712-LYNDORA (1)					
Maintenance and Operation					
Engineering, Administration and Records	$	$	$	$ 95	$ 95
Operation of 87 Lights				2,813	2,813
TOTAL NO. 1712	$	$	$	$ 2,908	$ 2,908
NO. 1720-CALVADOS (1)					
Maintenance and Operation					
Engineering, Administration and Records	$	$	$	$ 45	$ 45
Operation of 41 Lights				1,377	1 377
TOTAL NO 1720	$	$	$	$ 1,422	$ 1,422

LIGHTING MAINTENANCE DISTRICTS—Continued

Classification	EXPENDITURES Actual Prior Year 1953-54	Actual Current Year To 12-1-54	Estimated Current Year 1954-55	Requested Fiscal Year 1955-56	Allowed Fiscal Year 1955-56
NO. 1728-FLAGSTAFF (1)					
Maintenance and Operation					
Engineering, Administration and Records	$	$	$	$ 29	$ 29
Operation of 27 Lights				842	842
TOTAL NO. 1728	$	$	$	$ 871	$ 871
NO. 1741-SUNGOLD (1)					
Maintenance and Operation					
Engineering, Administration and Records	$	$	$	$ 78	$ 78
Operation of 72 Lights				2,375	2,375
TOTAL NO. 1741	$	$	$	$ 2,453	$ 2,453
NO. 1744-TORCH (1)					
Maintenance and Operation					
Engineering, Administration and Records	$	$	$	$ 182	$ 182
Operation of 167 Lights				5,405	5,405
TOTAL NO. 1744	$	$	$	$ 5,587	$ 5,587
NO. 1759-AEOLIAN (1)					
Maintenance and Operation					
Engineering, Administration and Records	$	$	$	$ 65	$ 65
Operation of 60 Lights				2,231	2,231
TOTAL NO. 1759	$	$	$	$ 2,296	$ 2,296
NO. 1766-MALABAR (1)					
Maintenance and Operation					
Engineering, Administration and Records	$	$	$	$ 33	$ 33
Operation of 30 Lights				1,116	1,116
TOTAL NO. 1766	$	$	$	$ 1,149	$ 1,149
NO. 1769-LA MIRADA (1)					
Maintenance and Operation					
Engineering, Administration and Records	$	$	$	$ 185	$ 185
Operation of 170 Lights				6,840	6,840
TOTAL NO. 1769	$	$	$	$ 7,025	$ 7,025
NO. 1770-OLYMPUS (1)					
Maintenance and Operation					
Engineering, Administration and Records	$	$	$	$ 43	$ 43
Operation of 39 Lights				1,362	1,362
TOTAL NO. 1770	$	$	$	$ 1,405	$ 1,405
GRAND TOTAL LIGHTING MAINTENANCE DISTRICTS	$ 265,693.88	$ 24,589.00	$ 356,616	$ 458,664	$ 458,664

Park, Recreation and Parkway Districts

These districts are formed under authority of the Public Resources Code for the purpose of operating and maintaining park, recreational, and parkway facilities within the boundaries. The districts are administered by the Parks and Recreation Department.

APPROPRIATIONS $146,589

Classification	Actual Prior Year 1953-54	Actual Current Year To 12-1-54	Estimated Current Year 1954-55	Requested Fiscal Year 1955-56	Allowed Fiscal Year 1955-56
	EXPENDITURES				
BALDWIN PARK (1)					
Salaries and Wages	$ 26,706.15	$ 11,535.05	$ 38,500	$ 38,979	$ 38,979
Less Service Charges	269.19		1,000		
Salaries and Wages—Net	$ 26,436.96	$ 11,535.05	$ 37,500	$ 38,979	$ 38,979
Maintenance and Operation					
Agricultural, Botanical and Animal Supplies	$ 463.59	$ 94.55	$ 375	$ 475	$ 475
Auto Service	195.47	34.65	405	450	450
Automotive Supplies	72.39		50	75	75
Communication	214.04	87.60	240	250	250
Educational and Recreational Supplies	407.28		325	750	750
Furnishings and Household Supplies	59.99		40	100	100
Heat, Light and Power Services	1,741.78	1,072.29	2,575	2,600	2,600
Insurance—Liability	610.33		620	650	650
Insurance—Workmen's Compensation	246.94	300.76	360	400	400
Laundry and Cleaning Supplies	533.14	366.95	795	800	800
Laundry, Cleaning and Waste Removal Services	93.50	13.50	35	40	40
Medical, Surgical and Laboratory Supp.	9.28		9	15	15
Office Supplies	6.20		7	20	20
Other Operating and Maint. Supplies, N. O. C.	496.48		1,150	1,000	1,000
Postage	3.00		4	10	10
Professional and Expert Services	14.90		190	600	600
Recreational Services	579.98				
Repairs and Minor Changes	1,095.40		190	600	600
Repairs—Operating Equipment	71.60	6.05	80	500	500
Small Tools and Implements	52.08		40	100	100
Stationery and Forms	31.11		35	50	50
Travel Expense				150	150
Water Service	568.75	384.20	760	1,200	1,200
Total Maintenance and Operation	$ 7,567.23	$ 2,360.55	$ 8,285	$ 10,835	$ 10,835
Less Service Charges	52.84				
Total Maintenance and Operation—Net	$ 7,514.39	$ 2,360.55	$ 8,285	$ 10,835	$ 10,835
Capital Outlay					
Equipment	$ 101.36	$	$ 200	$ 700	$ 700
Structural and Non-Structural Improvements					
Cesspool Overflow	$ 235.00	$	$	$	$
Concrete Walks and Curbing	444.88				
Extension—Sprinkler System	1,694.64		1,500	1,500	1,500
Grading (Barnes Park)				7,000	7,000
Rest Room (Barnes Park)				5,000	5,000
Water System (Barnes Park)				7,000	7,000
Total Structural and Non-Structural Improvements	$ 2,374.52	$	$ 1,500	$ 20,500	$ 20,500
Total Capital Outlay	$ 2,475.88	$	$ 1,700	$ 21,200	$ 21,200
TOTAL BALDWIN PARK	$ 36,427.23	$ 13,895.60	$ 47,485	$ 71,014	$ 71,014

PARK, RECREATION AND PARKWAY DISTRICTS—Continued

Classification	EXPENDITURES Actual Prior Year 1953-54	Actual Current Year To 12-1-54	Estimated Current Year 1954-55	Requested Fiscal Year 1955-56	Allowed Fiscal Year 1955-56
BELLA VISTA (1)					
Salaries and Wages	$ 1,104.57	$	$ 1,200	$ 2,256	$ 2,256
Maintenance and Operation					
Agricultural, Botanical and Animal Supplies	$ 25.24	$	$ 100	$ 150	$ 150
Automobile Mileage			25	50	50
Insurance—Workmen's Compensation	24.00	3.96	55	55	55
Other Operating and Maint. Supplies, N. O. C.			50	100	100
Professional and Expert Services	1.03		40	140	140
Repairs and Minor Changes	305.74		475	475	475
Repairs—Operating Equipment			110	110	110
Small Tools and Implements			65	165	165
Water Service	334.20	165.41	550	550	550
Total Maintenance and Operation	$ 690.21	$ 169.37	$ 1,470	$ 1,795	$ 1,795
TOTAL BELLA VISTA	$ 1,794.78	$ 169.37	$ 2,670	$ 4,051	$ 4,051
MONTEBELLO PARK (3)					
Salaries and Wages	$ 16,788.94	$ 6,051.00	$ 21,000	$ 23,082	$ 23,082
Less Service Charges	1,104.57		1,000		
SALARIES AND WAGES—NET	$ 15,684.37	$ 6,051.00	$ 20,000	$ 23,082	$ 23,082
Maintenance and Operation					
Agricultural, Botanical and Animal Supplies	$ 81.66	$	$ 200	$ 300	$ 300
Auto Mileage	71.44	32.00	100	100	100
Automotive Supplies	10.98		15	20	20
Furnishings and Household Supplies	9.57		10	20	20
Heat, Light and Power Services	26.80	7.62	50	75	75
Insurance—Workmen's Compensation	157.42	135.42	300	338	338
Laundry and Cleaning Supplies	26.18		36	86	86
Laundry, Cleaning and Waste Removal Services			10	10	10
Medical, Surgical and Laboratory Supplies	3.05		10	10	10
Office Supplies	1.37		10	10	10
Other Operating and Maintenance Supplies, N.O.C.	477.50		500	550	550
Postage	3.72		10	10	10
Professional and Expert Services			55	100	100
Repairs and Minor Changes	3,300.13		3,600	3,600	3,600
Repairs—Operating Equipment			100	100	100
Small Tools and Implements	47.83		100	150	150
Stationery and Forms	3.18		10	20	20
Water Service	3,674.62	1,611.77	4,200	4,200	4,200
Total Maintenance and Operation	$ 7,895.45	$ 1,786.81	$ 9,316	$ 9,699	$ 9,699
Less Service Charges	3.04				
Total Maintenance and Operation—Net	$ 7,892.41	$ 1,786.81	$ 9,316	$ 9,699	$ 9,699
Capital Outlay					
Equipment	$	$	$ 150	$	$
TOTAL MONTEBELLO PARK	$ 23,576.78	$ 7,837.81	$ 29,466	$ 32,781	$ 32,781

PARK RECREATION AND PARKWAY DISTRICTS—Continued

Classification	EXPENDITURES				
	Actual Prior Year 1953-54	Actual Current Year To 12-1-54	Estimated Current Year 1954-55	Requested Fiscal Year 1955-56	Allowed Fiscal Year 1955-56
NO. 6—120th and CENTRAL (2)					
Capital Outlay					
Structural and Non-Structural Improvements					
Sprinkler System	$	$	$ 1,854	$ 3,600	$ 3,600
NO. 8—ROSEMEAD (1)					
Salaries and Wages	$	$	$	$ 28,455	$ 28,455
Maintenance and Operation					
Agricultural, Botanical and Animal Supplies	$	$	$	$ 200	$ 200
Educational & Recreational Supplies				500	500
Furnishings & Household Supplies				100	100
Heat, Light and Power Services				700	700
Insurance—Liability				650	650
Insurance—Workmen's Compensation				208	208
Laundry and Cleaning Supplies				600	600
Medical, Surgical and Laboratory Supplies				15	15
Office Supplies				20	20
Other Operating and Maintenance Supplies, N.O.C.				750	750
Postage				10	10
Repairs and Minor Changes				400	400
Repairs—Operating Equipment				200	200
Small Tools and Implements				80	80
Stationery and Forms				25	25
Water Service				800	800
Election Expense				1,430	1,430
Total Maintenance and Operation	$	$	$	$ 6,688	$ 6,688
TOTAL NO. 8—ROSEMEAD	$	$	$	$ 35,143	$ 35,143
GRAND TOTAL PARK, RECREATION AND PARKWAY DISTRICTS	$ 61,798.79	$ 21,902.78	$ 81,475	$ 146,589	$ 146,589

Waterworks Districts

Under provisions of the County Waterworks District Act or Act 9123 of Deering's General Laws, the County Board of Supervisors has the responsibility for the management and operation of County Waterworks Districts; the issuance of bonds and levying of taxes; the planning and construction of improvements. Under provisions of the Administrative Code, the County Engineer is appointed Superintendent and Engineer of County Waterworks Districts. The Budgets for the Waterworks Districts, under the Jurisdiction of the Board of Supervisors, include provisions for administration, maintenance, operation and improvements, the costs of which are borne exclusively by the districts from revenues derived from the sale of water and/or levies upon the taxable property.

APPROPRIATIONS $1,376,885

Classification	EXPENDITURES Actual Prior Year 1953-54	Actual Current Year To 12-1-54	Estimated Current Year 1954-55	Requested Fiscal Year 1955-56	Allowed Fiscal Year 1955-56
No. 1-ATHENS-WOODCREST (2-4)					
Maintenance and Operation					
General Services	$ 29,311.85	$ 1,337.17	$ 43,200	$ 60,380	$ 60,380
Less Service Charges			10		
Total Maintenance and Operation—Net	$ 29,311.85	$ 1,337.17	$ 43,190	$ 60,380	$ 60,380
Capital Outlay					
Structural and Non-structural Improvements					
Additions and Betterments	$ 5,134.68	$ 415.32	$ 42,200	$	$
Service Connections and Meters				6,000	6,000
Flow Control Facilities				1,500	1,500
Other Structures				700	700
Contingent Improvements					
Transmission and Distribution System				10,000	10,000
Service Connections and Meters				10,000	10,000
Total Capital Outlay	$ 5,134.68	$ 415.32	$ 42,200	$ 28,200	$ 28,200
Total General	$ 34,446.53	$ 1,752.49	$ 85,390	$ 88,580	$ 88,580
Accumulative Capital Outlay					
Structural & Non-structural Improvements					
Additions and Betterments	$	$	$ 19,185	$ 13,000	$ 13,000
TOTAL NO. 1	$ 34,446.53	$ 1,752.49	$ 104,575	$ 101,580	$ 101,580
NO. 2 NORWALK (1)					
Maintenance and Operation					
General Services	$ 16,418.96	$ 1,173.75	$ 20,560	$ 22,359	$ 22,359
Less Service Charges			10		
Total Maintenance and Operation—Net	$ 16,418.96	$ 1,173.75	$ 20,550	$ 22,359	$ 22,359
Capital Outlay					
Structural and Non-Structural Improvements					
Additions and Betterments	$ 3,287.13	$ 160.39	$ 32,900	$	$
Land				5,000	5,000
Transmission and Distribution System				2,000	2,000
Pumping Plant				11,300	11,300
Service Connections and Meters				2,000	2,000
Storage Facilities				2,200	2,200
Flow Control Facilities				1,800	1,800

WATERWORKS DISTRICTS—Continued

Classification	EXPENDITURES Actual Prior Year 1953-54	Actual Current Year To 12-1-54	Estimated Current Year 1954-55	Requested Fiscal Year 1955-56	Allowed Fiscal Year 1955-56
NO. 2 NORWALK (1)—Continued					
Capital Outlay—Continued					
Structural and Non-Structural Improvements—Continued					
Contingent Improvements					
Transmission and Distribution System				5,000	5,000
Service Connections and Meters				5,000	5,000
Total Capital Outlay	$ 3,287.13	$ 160.39	$ 32,900	$ 34,300	$ 34,300
Total General	$ 19,706.09	$ 1,334.14	$ 53,450	$ 56,659	$ 56,659
Accumulative Capital Outlay					
Structural & Non-structural Improvements					
Additions and Betterments	$	$	$ 18,755	$ 16,000	$ 16,000
TOTAL NO. 2	$ 19,706.09	$ 1,334.14	$ 72,205	$ 72,659	$ 72,659
NO. 4 LANCASTER (5)					
Maintenance and Operation					
General Services	$ 71,997.45	$ 5,653.59	$ 80,741	$ 122,730	$ 122,730
Less Service Charges	1,323.30	726.10	727		
Total Maintenance and Operation—Net	$ 70,674.15	$ 4,927.49	$ 80,014	$ 122,730	$ 122,730
Capital Outlay					
Structural and Non-Structural Improvements					
Additions and Betterments	$ 24,028.35	$ 6,572.93	$ 322,000	$	$
Land				5,000	5,000
Pumping Plant				20,000	20,000
Transmission and Distribution System				41,600	41,600
Service Connections and Meters				108,000	108,000
Other Structures				3,400	3,400
Contingent Improvements					
Transmission and Distribution System				100,000	100,000
Service Connections and Meters				100,000	100,000
Total Capital Outlay	$ 24,028.35	$ 6,572.93	$ 322,000	$ 378,000	$ 378,000
Total General	$ 94,702.50	$ 11,500.42	$ 402,014	$ 500,730	$ 500,730
Accumulative Capital Outlay					
Structural & Non-structural Improvements					
Additions and Betterments	$	$	$ 13,644	$ 4,800	$ 4,800
Interest and Debt Redemption					
Interest on Bonds	$ 15,082.21	$ 7,595.00	$ 19,732	$ 18,946	$ 18,946
Redemption of Bonds	1,506.25		1,507	19,507	19,507
Total Interest and Debt Redemption	$ 16,588.46	$ 7,595.00	$ 21,239	$ 38,453	$ 38,453
TOTAL NO. 4	$ 111,290.96	$ 19,095.42	$ 436,897	$ 543,983	$ 543,983

WATERWORKS DISTRICTS—Continued

Classification	EXPENDITURES Actual Prior Year 1953-54	Actual Current Year To 12-1-54	Estimated Current Year 1954-55	Requested Fiscal Year 1955-56	Allowed Fiscal Year 1955-56
NO. 5 BELL-VERNON (1-4)					
Maintenance and Operation					
General Services	$ 19,744.67	$ 1,355.35	$ 18,314	$ 19,524	$ 19,524
Less Service Charges			10		
Total Maintenance and Operation—Net	**$ 19,744.67**	**$ 1,355.35**	**$ 18,304**	**$ 19,524**	**$ 19,524**
Capital Outlay					
Structural and Non-Structural Improvements					
Additions and Betterments	$ 13,107.70	$ 175.81	$ 31,000	$	$
Pumping Plant				200	200
Transmission and Distribution System				10,000	10,000
Service Connections and Meters				1,800	1,800
Storage Facilities				900	900
Water Treatment Facilities				3,000	3,000
Flow Control Facilities				900	900
Contingent Improvements					
Transmission and Distribution System				10,000	10,000
Service Connections and Meters				10,000	10,000
Total Capital Outlay	**$ 13,107.70**	**$ 175.81**	**$ 31,000**	**$ 36,800**	**$ 36,800**
Total General	**$ 32,852.37**	**$ 1,531.16**	**$ 49,304**	**$ 56,324**	**$ 56,324**
Accumulative Capital Outlay					
Structural & Non-structural Improvements					
Additions and Betterments	$	$	$ 7,729	$ 5,500	$ 5,500
Interest and Debt Redemption					
Interest on Bonds	$ 577.14	$ 266.40	$ 489	$ 400	$ 400
Redemption of Bonds	1,479.73	1,479.73	1,480	1,480	1,480
Total Interest and Debt Redemption	**$ 2,056.87**	**$ 1,746.13**	**$ 1,969**	**$ 1,880**	**$ 1,880**
TOTAL NO. 5	**$ 34,909.24**	**$ 3,277.29**	**$ 59,002**	**$ 63,704**	**$ 63,704**
NO. 10 WILLOWBROOK (4)					
Maintenance and Operation					
General Services	$ 21,667.94	$ 2,235.15	$ 32,543	$ 33,179	$ 33,179
Less Service Charges	61,394.17	109.90	110		
Total Maintenance and Operation—Net	**$Cr. 39,726.23**	**$ 2,125.25**	**$ 32,433**	**$ 33,179**	**$ 33,179**
Capital Outlay					
Structural and Non-structural Improvements					
Additions and Betterments	$ 36,475.18	$ 153.31	$ 38,000	$	$
Pumping Plant				750	750
Service Connections and Meters				2,700	2,700
Storage Facilities					
Flow Control Facilities				1,900	1,900
Contingent Improvements				500	500
Transmission and Distribution System				10,000	10,000
Service Connections and Meters				10,000	10,000
Total Capital Outlay	**$ 36,475.18**	**$ 153.31**	**$ 38,000**	**$ 25,850**	**$ 25,850**
Total General	**$Cr. 3,251.05**	**$ 2,278.56**	**$ 70,433**	**$ 59,029**	**$ 59,029**

WATERWORKS DISTRICTS—Continued

Classification	EXPENDITURES Actual Prior Year 1953-54	Actual Current Year To 12-1-54	Estimated Current Year 1954-55	Requested Fiscal Year 1955-56	Allowed Fiscal Year 1955-56
NO. 10 WILLOWBROOK—Continued					
Accumulative Capital Outlay					
Structural & Non-structural Improvements					
Additions and Betterments	$	$	$ 4,019	$ 1,601	$ 1,601
Interest and Debt Redemption					
Interest on Bonds	$ 1,522.50	$ 735.00	$ 1,418	$ 1,313	$ 1,313
Redemption of Bonds	1,750.00	1,750.00	1,750	1,750	1,750
Total Interest and Debt Redemption	$ 3,272.50	$ 2,485.00	$ 3,168	$ 3,063	$ 3,063
TOTAL NO. 10	$ 21.45	$ 4,763.56	$ 77,620	$ 63,693	$ 63,693
NO. 13 LOMITA (4)					
Maintenance and Operation					
General Services	$ 46,984.50	$ 5,934.97	$ 53,912	$ 62,576	$ 62,576
Less Service Charges			10		
Total Maintenance and Operation—Net	$ 46,984.50	$ 5,934.97	$ 53,902	$ 62,576	$ 62,576
Capital Outlay					
Structural and Non-structural Improvements					
Additions and Betterments	$ 6,808.83	$ 692.24	$ 38,010	$	$
Pumping Plant				1,100	1,100
Transmission and Distribution System				5,000	5,000
Service Connections and Meters				9,000	9,000
Storage Facilities				1,400	1,400
Flow Control Facilities				1,100	1,100
Other Structures				1,000	1,000
Contingent Improvements					
Transmission and Distribution System				10,000	10,000
Service Connections and Meters				10,000	10,000
Total Capital Outlay	$ 6,808.83	$ 692.24	$ 38,010	$ 38,600	$ 38,600
Total General	$ 53,793.33	$ 6,627.21	$ 91,912	$ 101,176	$ 101,176
Accumulative Capital Outlay					
Structural & Non-structural Improvements					
Additions and Betterments	$	$	$ 9,549	$ 2,900	$ 2,900
Interest and Debt Redemption					
Interest on Bonds	$ 5,030.00	$ 2,405.00	$ 4,630	$ 4,230	$ 4,230
Redemption of Bonds	7,000.00	6,000.00	7,000	7,000	7,000
Total Interest and Debt Redemption	$ 12,030.00	$ 8,405.00	$ 11,630	$ 11,230	$ 11,230
TOTAL NO. 13	$ 65,823.33	$ 15,032.21	$ 113,091	$ 115,306	$ 115,306

WATERWORKS DISTRICTS—Continued

Classification	EXPENDITURES Actual Prior Year 1953-54	Actual Current Year To 12-1-54	Estimated Current Year 1954-55	Requested Fiscal Year 1955-56	Allowed Fiscal Year 1955-56
NO. 16 MIRAMONTE PARK (2)					
Maintenance and Operation					
General Services	$ 16,932.74	$ 2,179.12	$ 22,182	$ 24,745	$ 24,745
Less Service Charges			10		
Total Maintenance and Operation—Net	$ 16,932.74	$ 2,179.12	$ 22,172	$ 24,745	$ 24,745
Capital Outlay					
Structural & Non-structural Improvements					
Additions and Betterments	$ 86.89	$ 56.88	$ 33,600	$	$
Service Connections and Meters				1,350	1,350
Storage Facilities				1,000	1,000
Water Treatment Facilities				7,000	7,000
Flow Control Facilities				1,100	1,100
Contingent Improvements					
Transmission and Distribution System				10,000	10,000
Service Connections and Meters				10,000	10,000
Total Capital Outlay	$ 86.89	$ 56.88	$ 33,600	$ 30,450	$ 30,450
Total General	$ 17,019.63	$ 2,236.00	$ 55,772	$ 55,195	$ 55,195
Accumulative Capital Outlay					
Structural & Non-structural Improvements					
Additions and Betterments	$	$	$ 4,500	$ 1,400	$ 1,400
Interest and Debt Redemption					
Interest on Bonds	$ 3,078.75	$ 1,500.00	$ 2,922	$ 2,764	$ 2,764
Redemption of Bonds	3,000.00	3,000.00	3,000	3,000	3,000
Total Interest and Debt Redemption	$ 6,078.75	$ 4,500.00	$ 5,922	$ 5,764	$ 5,764
TOTAL NO. 16	$ 23,098.38	$ 6,736.00	$ 66,194	$ 62,359	$ 62,359
NO. 21 KAGEL CANYON (5)					
Maintenance and Operation					
General Services	$ 10,289.89	$ 1,204.37	$ 7,680	$ 8,643	$ 8,643
Less Service Charges	20.97		10		
Total Maintenance and Operation—Net	$ 10,268.92	$ 1,204.37	$ 7,670	$ 8,643	$ 8,643
Capital Outlay					
Structural and Non-Structural Improvements					
Additions and Betterments	$ 1,536.97	$ 101.24	$ 11,000	$	$
Pumping Plant				7,554	7,554
Service Connections and Meters				630	630
Contingent Improvements					
Transmission and Distribution System				5,000	5,000
Service Connections and Meters				5,000	5,000
Total Capital Outlay	$ 1,536.97	$ 101.24	$ 11,000	$ 18,184	$ 18,184
Total General	$ 11,805.89	$ 1,305.61	$ 18,670	$ 26,827	$ 26,827

WATERWORKS DISTRICTS—Continued

Classification	EXPENDITURES Actual Prior Year 1953-54	Actual Current Year To 12-1-54	Estimated Current Year 1954-55	Requested Fiscal Year 1955-56	Allowed Fiscal Year 1955-56
No. 21 Kagel Canyon—(Continued)					
Accumulative Capital Outlay					
Structural & Non-structural Improvements					
Additions and Betterments	$	$	$ 1,079	$ 4,600	$ 4,600
Interest and Debt Redemption					
Interest on Bonds	$ 2,190.00	$ 1,044.00	$ 2,088	$ 1,986	$ 1,986
Redemption of Bonds	1,800.00		1,800	1,800	1,800
Total Interest and Debt Redemption	$ 3,990.00	$ 1,044.00	$ 3,888	$ 3,786	$ 3,786
TOTAL NO. 21	$ 15,795.89	$ 2,349.61	$ 23,637	$ 35,213	$ 35,213
NO. 22 LIBERTY ACRES (4)					
Maintenance and Operation					
General Services	$ 68,944.57	$ 6,711.99	$ 96,038	$ 97,318	$ 97,318
Less Service Charges	62.91		10		
Total Maintenance and Operation—Net	$ 68,881.66	$ 6,711.99	$ 96,028	$ 97,318	$ 97,318
Capital Outlay					
Structural & Non-structural Improvements					
Additions and Betterments	$ 5,213.63	$ 459.47	$ 50,138	$	$
Transmission and Distribution System				25,000	25,000
Service Connections and Meters				10,080	10,080
Storage Facilities				30,099	30,099
Contingent Improvements					
Transmission and Distribution System				20,000	20,000
Service Connections and Meters				20,000	20,000
Total Capital Outlay	$ 5,213.63	$ 459.47	$ 50,138	$ 105,179	$ 105,179
Total General	$ 74,095.29	$ 7,171.46	$ 146,166	$ 202,497	$ 202,497
Accumulative Capital Outlay					
Structural & Non-structural Improvements					
Additions and Betterments	$	$	$ 12,500	$ 2,825	$ 2,825
Interest and Debt Redemption					
Interest on General Bonds	$ 3,357.50	$ 1,255.00	$ 3,264	$ 3,170	$ 3,170
Interest on Annex Bonds	15,240.50	8,415.00	16,830	16,830	16,830
Redemption of General Bonds	2,000.00		2,000	2,000	2,000
Total Interest and Debt Redemption	$ 20,598.00	$ 9,670.00	$ 22,094	$ 22,000	$ 22,000
TOTAL NO. 22	$ 94,693.29	$ 16,841.46	$ 180,760	$ 227,322	$ 227,322

WATERWORKS DISTRICTS—Continued

Classification	EXPENDITURES Actual Prior Year 1953-54	Actual Current Year To 12-1-54	Estimated Current Year 1954-55	Requested Fiscal Year 1955-56	Allowed Fiscal Year 1955-56
NO. 23—LANCASTER HEIGHTS (5)					
Maintenance and Operation					
General Services	$ 7,902.20	$ 374.34	$ 8,092	$ 6,942	$ 6,942
Less Service Charges	26.92				
Total Maintenance and Operation—Net	$ 7,875.28	$ 374.34	$ 8,092	$ 6,942	$ 6,942
Capital Outlay					
Structural and Non-structural Improvements					
Additions and Betterments	$ 1,349.92	$	$ 29,360	$	$
Service Connections and Meters				900	900
Contingent Improvements					
Transmission and Distribution System				10,000	10,000
Service Connections and Meters				10,000	10,000
Total Capital Outlay	$ 1,349.92	$	$ 29,360	$ 20,900	$ 20,900
Total General	$ 9,225.20	$ 374.34	$ 37,452	$ 27,842	$ 27,842
Accumulative Capital Outlay					
Structural and Non-structural Improvements					
Additions and Betterments	$	$	$ 4,000	$ 3,500	$ 3,500
Interest and Debt Redemption					
Interest on Bonds	$ 425.00	$ 212.50	$ 425	$ 804	$ 804
Redemption of Bonds				2,000	2,000
Total Interest and Debt Redemption	$ 425.00	$ 212.50	$ 425	$ 2,804	$ 2,804
TOTAL NO. 23	$ 9,650.20	$ 586.84	$ 41,877	$ 34,146	$ 34,146
NO. 26—EL PORTO BEACH (4)					
Maintenance and Operation					
General Services	$	$	$ 9,163	$ 9,457	$ 9,457
Capital Outlay					
Structural and Non-Structural Improvements					
Additions and Betterments	$	$	$ 2,450	$	$
Service Connections and Meters				500	500
Contingent Improvements					
Transmission and Distribution System				1,000	1,000
Service Connections and Meters				1,000	1,000
Total Capital Outlay	$	$	$ 2,450	$ 2,500	$ 2,500
Total General	$	$	$ 11,613	$ 11,957	$ 11,957
TOTAL NO. 26	$	$	$ 11,613	$ 11,957	$ 11,957

WATERWORKS DISTRICTS—Continued

Classification	EXPENDITURES Actual Prior Year 1953-54	Actual Current Year To 12-1-54	Estimated Current Year 1954-55	Requested Fiscal Year 1955-56	Allowed Fiscal Year 1955-56
NO. 28—SOUTH ANTELOPE VALLEY (5)					
Maintenance and Operation					
General Services	$	$	$ 9,602	$ 6,963	$ 6,963
Capital Outlay					
Structural and Non-Structural Improvements					
Additions and Betterments	$	$	$ 20,900	$	$
Service Connections and Meters				18,000	18,000
Contingent Improvements					
Transmission and Distribution System				10,000	10,000
Service Connections and Meters				10,000	10,000
Total Capital Outlay	$	$	$ 20,900	$ 38,000	$ 38,000
Total General	$	$	$ 30,502	$ 44,963	$ 44,963
TOTAL NO. 28	$	$	$ 30,502	$ 44,963	$ 44,963
WATERWORKS DISTRICTS JOINT FUND					
Maintenance and Operation					
District Assessments	$	$ 18,620.12	$ 200,000	$ 157,000	$ 157,000
Capital Outlay					
Equipment					
Communication	$	$ 173.99	$ 4,206	$ 3,000	$ 3,000
Shop and Office			2,359	10,000	10,000
Trucks and Heavy Equipment			14,490	20,000	20,000
Total Equipment	$	$ 173.99	$ 21,055	$ 33,000	$ 33,000
Structural and Non-Structural Improvements					
Headquarters and Shop Building	$	$	$ 10,260	$ 20,000	$ 20,000
Total Capital Outlay	$	$ 173.99	$ 31,315	$ 53,000	$ 53,000
TOTAL WATERWORKS DISTRICTS JOINT FUND	$	$ 18,794.11	$ 231,315	$ 210,000	$ 210,000
Less Contributions from and Charges to Districts		11,343.14	231.315	210,000	210,000
TOTAL WATERWORKS DISTRICTS JOINT FUND—NET	$	$ 7,450.97	$	$	$
GRAND TOTAL WATERWORKS DISTRICTS	$ 409,435.36	$ 79,219.99	$1,217,973	$1,376,885	$1,376,885

Special Statements

Statement of Appropriations Made From Unappropriated Reserves During Fiscal Year Ending June 30, 1955

(Incomplete)

SUMMARIZATION

Description	Amount	Name of Fund
BY GENERAL CLASSIFICATION		
Maintenance and Operation	$ 850,750.73	
Capital Outlay	272,050.00	
TOTAL	**$ 1,122,800.73**	
BY FUNDS		
General	$ 183,283.73	
Motor Vehicle	864,179.00	
Development	5,400.00	
Inmate Welfare	6,976.00	
Fire Protection Districts	6,612.00	
Flood Control District	52,650.00	
Waterworks Districts	3,700.00	
TOTAL	**$ 1,122,800.73**	

IN DETAIL

Rent Expense			
Maintenance and Operation	$	11,070.00	General
Auditor-Controller			
Maintenance and Operation	$	5,000.00	General
Tax Collector			
Maintenance and Operation	$	1,425.00	General
Mechanical Department			
Maintenance and Operation	$	32,642.00	General
Forester and Firewarden			
Maintenance and Operation	$	1,675.00	General
Charities—Rancho Los Amigos			
Maintenance and Operation	$	48,025.00	General
Charities—Long Beach General Hospital			
Maintenance and Operation	$	619.39	General
Charities—Warm Springs Camp			
Maintenance and Operation	$	170.00	General
Art Institute			
Capital Outlay	$	300.00	General
Mechanical Service			
Maintenance and Operation	$	10,659.97	General
Insurance			
Maintenance and Operation	$	17,197.37	General
Capital Projects			
Capital Outlay	$	54,500.00	General
Road Department			
Maintenance and Operation	$	662,829.00	Motor Vehicle
Capital Outlay		201,350.00	Motor Vehicle
Total	**$**	**864,179.00**	

STATEMENT OF APPROPRIATIONS MADE FROM UNAPPROPRIATED RESERVES DURING FISCAL YEAR ENDING JUNE 30, 1955—Continued

Description	Amount	Name of Fund
Downey Development Fund		
Capital Outlay	$ 5,400.00	Downey Development
Inmate Welfare		
Maintenance and Operation	$ 6,976.00	Inmate Welfare
Consolidated Fire Protection District		
Maintenance and Operation	$ 6,612.00	Consolidated Fire Protection
Flood Control Maintenance		
Maintenance and Operation	$ 44,650.00	Flood Control Maintenance
Capital Outlay	8,000.00	Flood Control Maintenance
Total	$ 52,650.00	
Waterworks District No. 1		
Capital Outlay	$ 2,500.00	Waterworks District No. 1
Waterworks District No. 21		
Maintenance and Operation	$ 1,200.00	Waterworks District No. 21

Statement of Appropriations Made From Estimated Revenue Requirements During Fiscal Year Ending June 30, 1955

(Incomplete)

SUMMARIZATION

Description	Amount	Name of Fund
BY GENERAL CLASSIFICATION		
Salaries and Wages	$ 127,321.78	
Maintenance and Operation	596,310.39	
TOTAL	$ 723,632.17	
BY FUNDS		
General	$ 10,000.00	
City of Lakewood—General	429,803.68	
City of Lakewood—State Gas Tax	81,000.00	
Community Sports	10,953.26	
Covina Recreation	3,224.93	
Inmate Welfare	917.93	
Parking Meter Maintenance	33,901.57	
Rancho Crafters Rehabilitation	10,991.41	
Reporter's Salary	127,321.78	
Lighting Districts	4,836.00	
Lighting Maintenance Districts	10,509.00	
Sewer Maintenance Districts	172.61	
TOTAL	$ 723,632.17	

STATEMENT OF APPROPRIATIONS MADE FROM ESTIMATED REVENUE REQUIREMENTS DURING FISCAL YEAR ENDING JUNE 30, 1955—Continued

IN DETAIL

Description	Amount	Name of Fund
Exploitation		
Maintenance and Operation	$ 10,000.00	General
City of Lakewood—General		
Maintenance and Operation	$ 429,803.68	City of Lakewood—General
City of Lakewood—State Gas Tax		
Maintenance and Operation	$ 81,000.00	City of Lakewood—State Gas Tax
Community Sports		
Maintenance and Operation	$ 10,953.26	Community Sports
Covina Recreation		
Maintenance and Operation	$ 3,224.93	Covina Recreation
Inmate Welfare		
Maintenance and Operation	$ 917.93	Inmate Welfare
Parking Meter Maintenance		
Maintenance and Operation	$ 33,901.57	Parking Meter Maintenance
Rancho Crafters Rehabilitation		
Maintenance and Operation	$ 10,991.41	Rancho Crafters Rehabilitation
Reporter's Salary		
Salaries and Wages	$ 127,321.78	Reporter's Salary
Terradell Lighting District		
Maintenance and Operation	$ 3,041.00	Terradell Lighting District
Trumball Lighting District		
Maintenance and Operation	$ 1,795.00	Trumball Lighting District
Lighting Maintenance District No. 1670		
Maintenance and Operation	$ 2,988.00	Lighting Maintenance District No. 1670
Lighting Maintenance District No. 1696		
Maintenance and Operation	$ 1,301.00	Lighting Maintenance District No. 1696
Lighting Maintenance District No. 1697		
Maintenance and Operation	$ 2,988.00	Lighting Maintenance District No. 1697
Lighting Maintenance District No. 1712		
Maintenance and Operation	$ 3,232.00	Lighting Maintenance District No. 1712
Norwalk Sewer Maintenance District		
Maintenance and Operation	$ 172.61	Norwalk Sewer Maintenance District

Statement of Appropriations Made From Estimated Revenue Unappropriated During Fiscal Year Ending June 30, 1955

(Incomplete)

Description	Amount	Name of Fund
Community Sports		
Maintenance and Operation	$ 96.00	Community Sports
Inmate Welfare		
Maintenance and Operation	$ 117.96	Inmate Welfare

Statement of Appropriations Made By Transfers During Fiscal Year Ending June 30, 1955

(Incomplete)

SUMMARIZATION

Description	Amount	Name of Fund
BY GENERAL CLASSIFICATION		
Salaries and Wages	$ 945,968.00	
Maintenance and Operation	515,262.60	
Capital Outlay	233,412.00	
TOTAL	**$ 1,694,642.60**	
BY FUNDS		
General	$ 161,995.50	
Salary	104,856.00	
Fort Moore Memorial	14,932.50	
Inmate Welfare	38,056.60	
Air Pollution Control District	1,374,802.00	
TOTAL	**$ 1,694,642.60**	

IN DETAIL

County Counsel		
Capital Outlay	$ 2,968.00	General
Civil Service Commission		
Maintenance and Operation	$ 8,000.00	General
Sheriff		
Capital Outlay	$ 15,100.00	General
Communications		
Salaries and Wages	$ 96,396.00	Salary
Maintenance and Operation	62,146.00	General
Total	**$ 158,542.00**	
Sealer of Weights and Measures		
Maintenance and Operation	$ 3,294.00	General
Health Department		
Maintenance and Operation	$ 24,500.00	General

STATEMENT OF APPROPRIATIONS MADE BY TRANSFERS DURING FISCAL YEAR ENDING JUNE 30, 1955—Continued

Description	Amount	Name of Fund
Mira Loma Facility		
Capital Outlay	$ 2,845.00	General
Biscailuz Center		
Capital Outlay	$ 2,309.00	General
Arboreta and Botanic Gardens		
Maintenance and Operation	$ 2,500.00	General
Harbors and Marina		
Salaries and Wages	$ 8,460.00	Salary
Maintenance and Operation	2,650.00	General
Total	**$ 11,110.00**	
Aid to Other Government and Non-Profit Organizations		
Maintenance and Operation	$ 17,083.50	General
Reimbursement to Subdividers		
Maintenance and Operation	$ 18,600.00	General
Fort Moore Memorial		
Maintenance and Operation	$ 14,932.50	Fort Moore Memorial
Inmate Welfare		
Maintenance and Operation	$ 38,056.60	Inmate Welfare
Air Pollution Control District		
Salaries and Wages	$ 841,112.00	Air Pollution Control
Maintenance and Operation	323,500.00	Air Pollution Control
Capital Outlay	210,190.00	Air Pollution Control
Total	**$ 1,374,802.00**	

Statement of Appropriations Made From Gifts and Donations During Fiscal Year Ending June 30, 1955

(Incomplete)

SUMMARIZATION

Description	Amount	Name of Fund
BY GENERAL CLASSIFICATION		
Maintenance and Operation	$ 38,967.91	
Capital Outlay	5,771.00	
TOTAL	**$ 44,738.91**	
BY FUNDS		
General	$ 8,202.33	
Public Library	225.00	
Sewer Maintenance Districts	36,311.58	
TOTAL	**$ 44,738.91**	

STATEMENT OF APPROPRIATIONS MADE FROM GIFTS AND DONATIONS DURING FISCAL YEAR ENDING JUNE 30, 1955—Continued

IN DETAIL

Description	Amount	Name of Fund
Art Institute		
Maintenance and Operation	$ 2,000.00	General
History, Science and Art		
Capital Outlay	$ 5,771.00	General
Parks and Recreation		
Maintenance and Operation	$ 431.33	General
Public Library		
Maintenance and Operation	$ 225.00	Public Library
Baldwin Hills—Sewer Maintenance District		
Maintenance and Operation	$ 118.28	Baldwin Hills Sewer Maint. Dis.
Dominguez Sewer Maintenance District		
Maintenance and Operation	$ 825.26	Dominguez Sewer Maint. Dist.
Downey Sewer Maintenance District		
Maintenance and Operation	$ 1,723.58	Downey Sewer Maint. Dist.
Florence-Graham Sewer Maintenance District		
Maintenance and Operation	$ 110.00	Florence-Graham Sewer Maint. Dist.
Hoyt-Tyler Sewer Maintenance District		
Maintenance and Operation	$ 1,562.89	Hoyt-Tyler Sewer Maint. Dist.
Lakewood Sewer Maintenance District		
Maintenance and Operation	$ 2,822.28	Lakewood Sewer Maint. Dist.
La Mirada Sewer Maintenance District		
Maintenance and Operation	$ 4,639.32	La Mirada Sewer Maint. Dist.
Lancaster Sewer Maintenance District		
Maintenance and Operation	$ 3,755.92	Lancaster Sewer Maint. Dist.
Lennox Sewer Maintenance District		
Maintenance and Operation	$ 10.00	Lennox Sewer Maint. Dist.
Norwalk Sewer Maintenance District		
Maintenance and Operation	$ 9,050.31	Norwalk Sewer Maint. Dist.
Palmdale Sewer Maintenance District		
Maintenance and Operation	$ 2,157.20	Palmdale Sewer Maint. Dist.
Puente Sewer Maintenance District		
Maintenance and Operation	$ 8,630.61	Puente Sewer Maint. Dist.
San Dimas Sewer Maintenance District		
Maintenance and Operation	$ 758.94	San Dimas Sewer Maint. Dist.
Temple City Sewer Maintenance District		
Maintenance and Operation	$ 146.99	Temple City Sewer Maint. Dist.

Statement of Appropriations Cancelled to Unappropriated Reserves During Fiscal Year Ending June 30, 1955

(Incomplete)

SUMMARIZATION

Description	Amount	Name of Fund
BY GENERAL CLASSIFICATION		
Salaries and Wages	$ 48,025.00	
Maintenance and Operation	850,279.71	
Capital Outlay	164,034.02	
TOTAL	**$ 1,062,338.73**	
BY FUNDS		
General	$ 135,258.73	
Salary	48,025.00	
Motor Vehicle	864,179.00	
Development	5,400.00	
Inmate Welfare	6,976.00	
Waterworks Districts	2,500.00	
TOTAL	**$ 1,062,338.73**	

IN DETAIL

Board of Supervisors		
Maintenance and Operation	$ 2,778.00	General
Capital Outlay	8,115.52	General
Total	**$ 10,893.52**	
Tax Collector		
Capital Outlay	$ 1,425.00	General
County Engineer		
Capital Outlay	$ 801.41	General
Municipal Court—Beverly Hills Judicial District		
Capital Outlay	$ 2,069.57	General
Municipal Court—Long Beach Judicial District		
Capital Outlay	$ 372.00	General
Municipal Court—Los Angeles Judicial District		
Capital Outlay	$ 812.00	General
Municipal Court—Los Cerritos Judicial District		
Maintenance and Operation	$ 495.00	General
Capital Outlay	5,890.00	General
Total	**$ 6,385.00**	
Municipal Court—Pasadena Judicial District		
Capital Outlay	$ 189.00	General
Superior Court		
Capital Outlay	$ 31.95	General
Sheriff		
Capital Outlay	$ 502.78	General
Communications		
Capital Outlay	$ 371.44	General
Mechanical Department		
Maintenance and Operation	$ 12,344.00	General
Capital Outlay	30,385.75	General
Total	**$ 42,729.75**	

STATEMENT OF APPROPRIATIONS CANCELLED TO UNAPPROPRIATED RESERVES DURING FISCAL YEAR ENDING JUNE 30, 1955—Continued

Description	Amount	Name of Fund
Forester and Firewarden		
Capital Outlay	$ 2,091.40	General
Health Department		
Capital Outlay	$ 647.11	General
Charities—Rancho Los Amigos		
Salaries and Wages	$ 48,025.00	Salary
Capital Outlay	50.08	General
Total	**$ 48,075.08**	
Charities—Harbor General Hospital		
Capital Outlay	$ 234.05	General
Charities—Long Beach General Hospital		
Capital Outlay	$ 619.39	General
Charities—Warm Springs Camp		
Capital Outlay	$ 170.00	General
Mira Loma Facility		
Capital Outlay	$ 2,826.11	General
Wayside Honor Rancho		
Capital Outlay	$ 20.32	General
Probation Department		
Capital Outlay	$ 54.24	General
Art Institute		
Maintenance and Operation	$ 300.00	General
Parks and Recreation		
Maintenance and Operation	$ 2,258.71	General
Capital Outlay	811.90	General
Total	**$ 3,070.61**	
Arboreta and Botanic Gardens		
Maintenance and Operation	$ 325.00	General
Harbors and Marina		
Capital Outlay	$ 625.00	General
Aid to Other Government and Non-Profit Organizations		
Maintenance and Operation	$ 50,000.00	General
Capital Projects		
Capital Outlay	$ 7,642.00	General
Road Department		
Maintenance and Operation	$ 773,879.00	Motor Vehicle
Capital Outlay	90,300.00	Motor Vehicle
Total	**$ 864,179.00**	
Downey Development		
Maintenance and Operation	$ 5,400.00	Downey Development
Inmate Welfare		
Capital Outlay	$ 6,976.00	Inmate Welfare
Waterworks District No. 1		
Maintenance and Operation	$ 2,500.00	Waterworks District No. 1

Statement of Appropriations Cancelled by Transfers During Fiscal Year Ending June 30, 1955

(Incomplete)

SUMMARIZATION

Description	Amount	Name of Fund
BY GENERAL CLASSIFICATION		
Salaries and Wages	$ 945,968.00	
Maintenance and Operation	515,262.60	
Capital Outlay	233,412.00	
TOTAL	**$ 1,694,642.60**	
BY FUNDS		
General	$ 267,928.00	
Salary	104,856.00	
Jail Store	38,056.60	
Air Pollution Control District	1,283,802.00	
TOTAL	**$ 1,694,642.60**	

IN DETAIL

Rent Expense			
Maintenance and Operation	$	7,795.00	General
Assessor			
Capital Outlay	$	1,793.75	General
Civil Service Commission			
Capital Outlay	$	75.65	General
Surveyor			
Capital Outlay	$	472.27	General
Registrar of Voters			
Maintenance and Operation	$	53,600.00	General
Capital Outlay		87.78	General
Total	**$**	**53,687.78**	
Superior Court			
Salaries and Wages	$	8,460.00	Salary
Coroner			
Maintenance and Operation	$	14,932.50	General
Sheriff			
Salaries and Wages	$	47,232.00	Salary
Maintenance and Operation		2,845.00	General
Capital Outlay		5,737.00	General
Total	**$**	**55,814.00**	
Marshal, Municipal Courts			
Capital Outlay	$	72.02	General
Communications			
Capital Outlay	$	466.53	General
Forester and Firewarden			
Maintenance and Operation	$	2,760.00	General
Charities—Public Assistance			
Salaries and Wages	$	49,164.00	Salary
Maintenance and Operation		53,649.00	General
Total	**$**	**102,813.00**	

STATEMENT OF APPROPRIATIONS CANCELLED BY TRANSFERS DURING FISCAL YEAR ENDING JUNE 30, 1955—Continued

Description	Amount	Name of Fund
Parks and Recreation		
Maintenance and Operation	$ 300.00	General
Aid to Other Government and Non-Profit Organizations		
Maintenance and Operation	$ 14,932.50	General
Capital Projects		
Capital Outlay	$ 108,409.00	General
Jail Store		
Maintenance and Operation	$ 38,056.60	Jail Store
Air Pollution Control District		
Salaries and Wages	$ 841,112.00	Air Pollution Control District
Maintenance and Operation	323,500.00	Air Pollution Control District
Capital Outlay	119,190.00	Air Pollution Control District
Total	$ 1,283,802.00	

INDEX

GENERAL INDEX

	Page
Consolidated Budget Summary—Table 1	32-33
Summary of County Budget by Funds—Table 2	32-33
Summary of Available Funds, County—Table 3	34
Recapitulation of Revenue Accruals Other than Taxes. Summarized by Classification and Funds—Table 4	37-46
Comparative Statement of Departmental Budget Appropriations, Summarized by Classification and Funds	47-50
Recapitulation of County Expenditures, Summarized by Classification and Funds—Table 5	51-69
Departmental Budget of Proposed Expenditures	73-621
Summary of Special District Budgets By Funds—Table 2A	624-633
Summary of Available Funds, Special Districts—Table 3A	634-638
Recapitulation of Special District Expenditures, Summarized by Classification and Funds—Table 5A	639-641
Special District Budgets of Proposed Expenditures	642-715
Appropriations from Unappropriated Reserves	719-720
Appropriations from Estimated Revenue Requirements	720-721
Appropriations from Estimated Revenue Unappropriated	722
Appropriations by Transfers	722-723
Appropriations from Gifts and Donations	723-724
Cancelled Appropriations—Unappropriated Reserves	725-726
Cancelled Appropriations—Transfers	727-728

DEPARTMENTAL INDEX

Agricultural Department	168
Aid to other Governments and Non-Profit Organizations as authorized by law	310
Air Pollution Control District	183
Air Pollution Control District Hearing Board	182
Arboreta and Botanic Gardens	295
Assessments and Special District Taxes	303
Assessor	81
Auditor—Controller	77
Bindery and Microfilm Service	87
Biscailuz Center	272
Blueprint Service	95
Board of Supervisors	73
Building Service Equipment	153
Building Services	156
California School for Deaf and Blind	257
Capital Projects	334
Central Duplicating Bureau	136
Charities:	
Acton Camp	245
Administration	220
Adoptions	221
Aid to Needy Blind	252
Aid to Needy Children	252

DEPARTMENTAL INDEX—Continued

	Page
Charities—Continued	
Aid to Partially Self-Supporting Blind	253
General Hospital	227
Harbor General Hospital	240
Indigent Aid	251
Long Beach General Hospital	243
Medical Research Funds	248
Medical Social Service	223
Old-Age Assistance	253
Olive View Sanatorium	237
Physically Handicapped Children	225
Public Assistance	249
Rancho Los Amigos	232
Resources and Collections	226
Warm Springs Camp	247
Welfare Inventory Account	251
Civil Defense—Disaster Relief	176
Civil Service Commission	93
Communications Department	144
Coroner	137
County Art Institute	281
County Clerk	134
County Counsel	90
County Employees' Retirement Fund	307
County Engineer	96
County Fair Grounds	311
Detention Camps	266
District Attorney	88
Election Expense—Supervisors	105
Equalization Expense—Supervisors	76
Exploitation	309
Exposition	309
Farm Advisor	162
Fire Apparatus and Motor Vehicles	155
Fish and Game Propagation Fund	312
Forester and Fire Warden	164
Grand Jury	133
Harbors and Marina	297
Health Department	179
Health Department—Public Health Fund	181
History, Science and Art	289
Insurance	304
Interest and Debt Redemption	621
Jail	257
Jail Store	259
Judgments and Damages	305
Justice Courts	129
Juvenile Court Wards, Care of	271

DEPARTMENTAL INDEX—Continued Page

Juvenile Hall 267
Livestock Department 171
Maintenance of Unassigned County Equipment 304
Marshal, Municipal Courts 142
Mechanical Department 146
Mechanical Service 302
Mental Health Department 256
Mira Loma Facility 260
Miscellaneous Special Appropriations 312
Municipal Courts:
- Alhambra Judicial District 107
- Beverly Hills Judicial District 108
- Burbank Judicial District 109
- Citrus Judicial District 110
- Compton Judicial District 111
- Downey Judicial District 112
- East Los Angeles Judicial District 113
- El Monte Judicial District 114
- Glendale Judicial District 115
- Inglewood Judicial District 116
- Long Beach Judicial District 117
- Los Angeles Judicial District 118
- Los Cerritos Judicial District 120
- Pasadena Judicial District 121
- San Antonio Judicial District 122
- San Jose Judicial District 123
- Santa Anita Judicial District 124
- Santa Monica Judicial District 125
- South Bay Judicial District 126
- South Gate Judicial District 127
- Whittier Judicial District 128

Off-Street Parking 308
Parks and Recreation Department 292
Patriotic Hall 305
Pound Department 174
Pound Department—Livestock Indemnity Fund 175
Probation Department 269
Public Administrator 161
Public Defender 92
Public Library 283
Public Welfare Commission 254
Purchasing and Stores Department 85
Purchasing and Stores—Stock Account 87
Recommendations of Chief Administrative Officer 4
Recorder and Registrar of Titles 159
Regional Planning Commission 99
Registrar of Voters 101
Reimbursement to Subdividers 311

DEPARTMENTAL INDEX—Continued

	Page
Rent Expense	76
Road Department	189
Sealer of Weights and Measures	172
School Library Service	280
Sheriff	139
Soldier Burials	301
State Hospitals	255
State Reform Schools	255
Superintendent of Schools	277
Superintendent of Schools—Special Schools	279
Superior Court	131
Tax Collector	83
Treasurer	79
Utilities	154
Wages to Prisoners	266
Wayside Honor Rancho	263
Women's Detention Unit No. 2	262
Workmen's Compensation	307
Youth Committee	274

SPECIAL DISTRICT INDEX

Under Supervision of Board of Supervisors

Summary of Special District Budgets by Funds	624
Summary of Available Funds—Special Districts	634
Recapitulation of Special District Expenditures	639
Fire Protection Districts	642
Flood Control District	653
Garbage Disposal Districts	659
Lighting Districts	673
Lighting Maintenance Districts	688
Park, Recreation and Parkway Districts	705
Sewer Maintenance Districts	661
Waterworks Districts	708