Preliminary
County
Budget

FISCAL YEAR ENDING JUNE 30, 1953

LOS ANGELES COUNTY
CALIFORNIA



Published by Order of
BOARD OF SUPERVISORS

Compiled Under the Supervision of
J. M. LOWERY, County Auditor

Preliminary
County
Budget

FISCAL YEAR ENDING JUNE 30, 1953

LOS ANGELES COUNTY
CALIFORNIA

Published by Order of
BOARD OF SUPERVISORS

Compiled Under the Supervision of
J. M. LOWERY, County Auditor

PREFACE

In accordance with the provisions of Sections 29000 to 29171, inclusive, of the Government Code, the Board of Supervisors herewith presents to the taxpayers of Los Angeles County, the

PRELIMINARY COUNTY BUDGET

for the fiscal year beginning July 1, 1952, and ending June 30, 1953, approved by this Board on May 6, 1952.

This Budget has been compiled in accordance with statutory provisions and shows the amounts that have been tentatively approved for Salaries and Wages, Maintenance and Operation and Capital Outlay for the various departments of the County Government; and for the requirements of the Special Districts within the County whose affairs and funds are under the supervision and control of the County Board of Supervisors.

Also included are statements exhibiting estimates of the revenues other than taxes that are expected to accrue during this fiscal period and the source thereof, and other available funds that are to be applied in the financing of this Budget.

In accordance with the provisions of Section 29080 of the Government Code, the Preliminary Budget will be again considered by the Board of Supervisors in its chambers in the Hall of Records, beginning on or about June 9, 1952, for a period not to exceed ten days, at which time any taxpayer may appear and be heard for or against any part of the budget.

Respectfully Submitted,

BOARD OF SUPERVISORS,
LOS ANGELES COUNTY.

ARTHUR J. WILL
CHIEF ADMINISTRATIVE OFFICER

County of Los Angeles

502 HALL OF RECORDS
Los Angeles 12, California

MEMBERS OF THE BOARD OF SUPERVISORS
ROGER W. JESSUP
CHAIRMAN
HERBERT C. LEGG
LEONARD J. ROACH
JOHN ANSON FORD
RAYMOND V. DARBY

May 6, 1952

Honorable Board of Supervisors
County of Los Angeles
501 Hall of Records
Los Angeles, California

Gentlemen:

Subject: Recommendations on 1952-53 Budget

Pursuant to the provisions of the Administrative Code, there is presented herewith for your consideration the Preliminary Budget recommendations of this office for the operation of the County and its Special Districts during the fiscal year 1952-53. The recommendations contained herein have been arrived at in accordance with the expressed desire of your Board for the utmost of economy in operation accompanied by a maximum of service to the public within the authorized programs.

This budget does not actually represent just the recommendations of your Chief Administrative Officer, but rather, is a joint, co-operative presentation by all Department Heads and this office. The recommendations have been arrived at only on the basis of a complete understanding with each and every Department Head. All items of a controversial nature have been agreed upon by the Department Heads and this office to the extent that they will not be brought to your attention. It is particularly noteworthy that no hearings are necessary between Department Heads and your Honorable Board. In each detail except those involving matters subject to policy determination by your Board, there is on file the signed agreement of the Department Head.

The principal features of the recommended budget are summed up as follows:

Total appropriations and reserves for the various departments and activities of the County and of the Special Districts under the jurisdiction of the Board of Supervisors will be $335,133,-241. Included in these appropriations and reserves is every item which it is deemed will be necessary during the coming fiscal year. This is unlike past budgets, in that provision is made in General and Salary Fund Unappropriated Reserves for all probable actions of your Board in considering the various items, so that it will not be necessary this year to add considerable amounts to the Preliminary Budget when it is finally adopted as the Final Budget in June.



The recommendations contain sufficient funds, within the departmental appropriations, to provide additional personnel in those departments where we consider such additional personnel necessary to carry out the functions and responsibilities of the departmental activities, to the end that the citizens of the County will be better served than they have been in the past.

There is included in the Salary Fund Unappropriated Reserve an estimated amount to provide pay increases to the majority of County employees so that they will receive the prevailing wage as required by Charter provisions.

We have recommended $6,945,534 for Capital Projects. Included therein is $2,500,000 for the new Los Angeles County combined Superior and Municipal Courts building. The proposal for Capital Projects should not be considered as meeting current requirements. As a matter of fact, the project proposals submitted by the various Department Heads for 1952-53 construction totaled $33,024,955. In each instance they were classified as "extremely desirable", and, in most instances, "extremely necessary". There is another list of projects in the process of formulation by the Regional Planning Commission which will recapitulate the probable construction needs for the next 10 years, and which, with currently requested but not recommended projects, is expected to approximate $160,000,000.

The recommendations represent a reduction from departmental requests of $37,750,183. While this is not as large a reduction as in past years, your Board must be advised that Department Heads were unusually co-operative in limiting their requests this year to only those items they felt were of the most vital necessity.



Offsetting the appropriation and reserve requirements are the various revenue items, which have been carefully scrutinized in relation to current year trends. It is believed that collections during 1952-53 will represent a substantial increase over those estimated in 1951-52. Revenues accruing to the General County funds, as an example, are expected to produce $6,456,705 in excess of the estimates in the current year's budget.

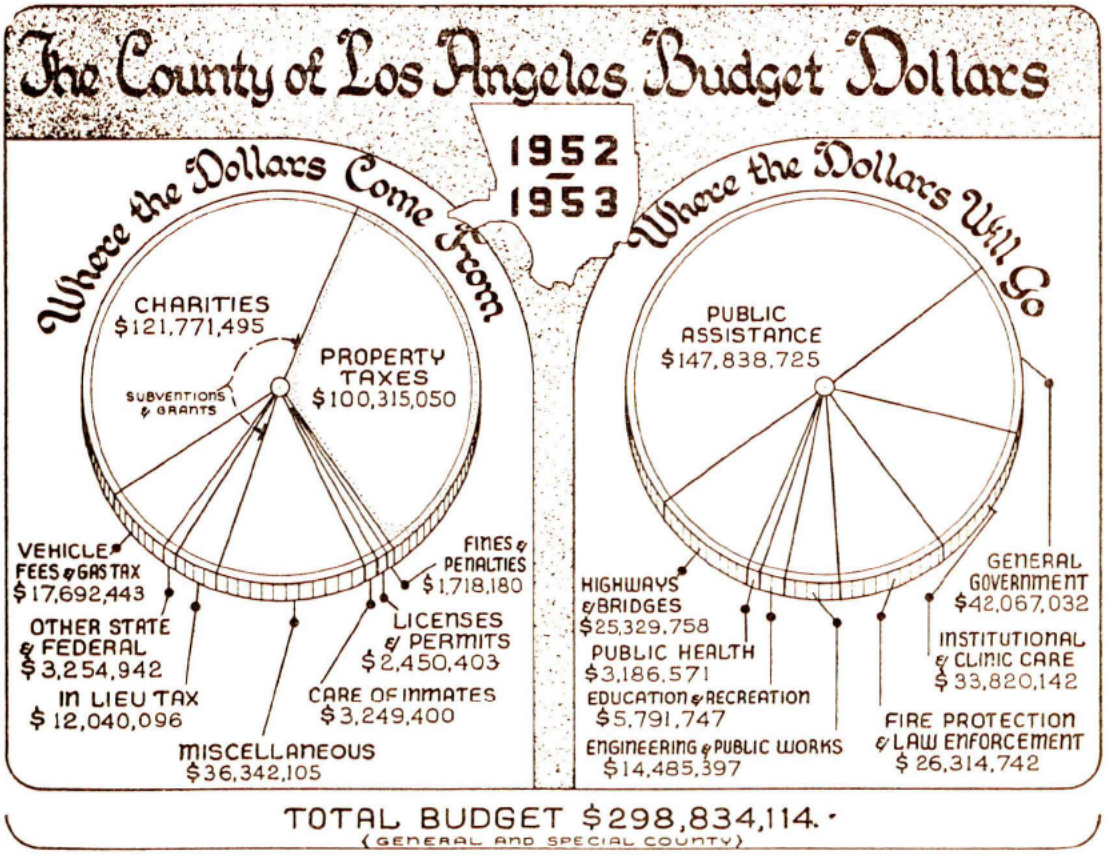

Because of the over-all budgetry savings effected during the current fiscal year, together with realization of revenues in excess of budget estimates, the surplus available for funding the 1952-53 budget is expected to be even greater than last year, possibly by as much as $2,000,000. This surplus will be available even after providing for all principal construction now being considered by your Honorable Board for current financing.

Finally, in calculating the tax rate, we have used unofficial valuation estimates of the County Assessor, based principally on new major construction and not on increases in the valuation of existing smaller properties throughout the County. While the estimate is unofficial, it represents the best current judgment of the Assessor, whose past estimates have been exceptionally accurate.

The estimated tax rate required to fund the proposed budget is $1.6375, or approximately the same as the current year's rate of $1.6391. This estimated rate is, of course, subject to variations because of inability to accurately forecast surpluses and assessed valuations at this early date.

In the following paragraphs are discussed some of the major aspects of the proposed budget which we desire to bring to the specific attention of your Board.

MUNICIPAL COURTS

The full impact of financing the re-organized system of inferior courts demands greatly increased 1952-53 budget appropriations. This budget provides for a full year's operation of municipal courts in 15 Judicial Districts and for the 6 months' operation of those 5 additional municipal courts to be activated in January, 1953. The 1952-53 appropriation for the support of municipal and justice courts, exclusive of capital structures, is an increase of $974,073.34, or 24.1% over actual expenditures in 1950-51:

	Actual 1950-51 Expenditures	1952-53 Budget	Increase Over 1950-51 Expenditures
Municipal Courts	$2,755,369.42	$3,504,407	$ 749,037.58
Marshals	651,990.36	1,244,990	592,999.64
Justice Courts	428,596.70	195,814	(-232,782.70)
Constabulary	204,541.18	69,360	(135,181.18)
Total	$4,040,497.66	$5,014,571	$ 974,073.34

To the above 1952-53 budget requirement of $5,014,-571 can be added certain costs of the inferior court system which do not appear in the departmental operating budgets total, such as rentals, employee's retirement, workmen's compensation, and utility and telephone bills. These latter expenditures are reflected in other County budget appropriations for 1952-53, but were included in the operating budgets of the inferior courts in 1950-51. It is conservatively estimated that these additional costs would be approximately $500,-000, resulting in an actual expenditure increase of approximately $1,500,000 for operation of the inferior court system since 1950-51.

Whereas city police courts were formerly an expense of the respective cities, all expenses after reorganization are a county charge. To partially reimburse the county for the expense of maintaining the inferior courts, the law now provides that the county retain 25% of all city fines except Vehicle Code fines or forfeitures. In Los Angeles County this provision superseded a former statutory requirement that cities having municipal courts reimburse the County 24% of actual annual court costs. The net effect of this change is that revenues accruing to the County show almost no change, while costs have skyrocketed.



The above appropriation requirements are for operating expenses only. They do not reflect any of the costs of constructing County-owned courtrooms. During the current 1951-52 fiscal year an amount of 1-1/4 million dollars was expended for new buildings to accommodate the municipal courts. We anticipate an additional 3/4 million dollars expenditures for similar purposes during 1952-53, and similar provisions will be required in future County budgets until all 79 municipal courts are properly housed.

While increased County budget requirements were to be expected with the County assuming the costs of administering justice in those areas formerly under the jurisdiction of city police courts, the startling increase noted above is due to several factors beyond

the control of the Board of Supervisors. Adverse criticism arising from inferior court costs and unnecessary personnel in the inferior courts is being directed at County Government. This is an unfortunate situation because it is wholly unjustified. This County has absolutely no control over the number of judges or clerk and marshal positions employed, nor over their salaries. The 1952-53 Salaries and Wages budget funds 45 more inferior court clerical positions than the Chief Administrative Officer feels are justified by work load--an annual cost of approximately $156,900. Financial provision is also made for 13 more deputy marshal positions than deemed necessary under budgetary standards heretofore applied to Constabulary process serving operations, with an additional 26 deputies to meet the demands of municipal court judges for bailiffs--demands which the Justices of the Peace did not make.

Not only is the County powerless to restrict the number of employees to those required to perform the work, but it is also powerless to establish rates of pay commensurate with those paid County employees with comparable duties and responsibilities. The higher rates of pay provided by the legislature for municipal court attaches were even further distorted by the 1951 Legislature when it authorized a 10% increase for all clerk and marshal attaches in the 8 municipal courts existing prior to reorganization.

Thus, the increasing financial requirements to support the administration of justice in our inferior courts is considerably influenced by legislative controls over the number of judges and the number of clerical and marshal attaches for all municipal courts, as well as their salaries. This situation is directly opposed to the practice prevailing with respect to County employees in the office of the County Clerk and the Sheriff performing identical operations for the Superior Court, and to the practice prevailing in the justice courts, where the Board of Supervisors determines both the number of positions necessary and the salary rate to be paid.

The only solutions for the Board of Supervisors are:

1. To intensively support legislation to place within local county boards of supervisors the authority to establish the number and salaries of all clerical and marshal attaches for municipal courts. This solution follows the basic philosophy that the jurisdiction "paying the

bill" has the inherent right to establish salaries by local ordinance and to provide only those positions necessary to perform the work required.

2. To renew its efforts at the 1953 Legislature to obtain payment of all court costs out of court revenue.

This office has been able to develop a workmanlike budget with only a few of the municipal courts—on the same basis as it discusses the needs of departmental requirements with our County offices. However, we are at a total loss in attempting any such rationalization with other municipal courts. The problem can be illustrated by two examples:

1. One municipal court has filled 14 clerical positions or 6 more than the 8 deemed necessary to perform the work. Four of the 6 positions were superseded employees at the time of reorganization, thereby automatically qualifying for full time positions under the "grandfather" clause in the inferior court reorganization statutes.

   Thus, even when the reorganization process provided more employees than necessary, the judges of this court have further directed the employment of 2 more--now utilizing the full statutory complement of 14 positions. Six of these cannot be justified by work load. The statutory complement of 14 compares to the 9 positions recommended by this County to the legislature. If the County's recommendations had been followed, it would have been impossible for this court to have employed 4 unnecessary superseded employees.

   One of the most efficiently operated municipal courts is handling a work load 50% greater with two less employees,

2. Another court now employes 21 clerical positions, as compared to 13 positions deemed necessary on a work load basis. This court obtained an increase in the statutory complement of positions in the 1951 legislature, increasing the number from a total of 14 to a total of 21. This law became effective on September 22, 1951, and the court immediately filled the total complement of 21 positions, even before the jurisdictional area of the court was enlarged on January 1, 1952.

The County recommended to the State legislature a total of 13 positions for this court. The legislature allowed 21 and they are all filled.

SALARY INCREASES

In setting salaries for its employees, the County is governed by Section 47 in Article X of the County Charter. This section states: "In fixing compensation to be paid to persons under the classified civil service, the Board of Supervisors shall in each instance provide a salary or wage at least equal to the prevailing salary or wage for the same quality of service rendered to private persons, firms or corporations under similar employment in case such prevailing salary or wage can be ascertained". The annual Salary Survey has been devised to carry out the terms of this section - to determine the prevailing wage as accurately as possible. The City of Los Angeles has the same charter provision as Los Angeles County, and the wage setting activities of other local jurisdictions are also governed by similar provisions.

On August 21, 1951, the Board of Supervisors adopted a resolution which instructed the Chief Administrative Officer to start discussions among the various public employers within Los Angeles County to determine if a fair and practical wage schedule could be adopted and thereafter adhered to so that the existing confusion in this matter could be eliminated. Every effort has been made to co-operate with the local agencies, particularly Los Angeles City, in order to accomplish this objective. A number of meetings have been held between the County Chief Administrative Officer and the City Administrative Officer to discuss problem areas and to arrive at an objective application of the salary data obtained in the 1952 jointly-sponsored Salary Survey.

It is the intent of the Chief Administrative Office to make recommendations strictly in accordance with the findings of the 1952 Salary Survey. To assist in defining the various problem areas and in determining where inequities exist, the Salary and Personnel Practices Committee, composed of seven department heads, has been spending considerable time working with representatives of the Chief Administrative Office to iron out internal inequities and to objectively apply Salary Survey data. The lack of up-to-date organization charts for the various County departments is making this task very difficult. Consequently, the elimination of many of the inequities will require a longer period of time. The departments realize this situation

and are co-operating in developing adequate data which can be used to properly apply the findings of the survey.

The State Legislature has approved funds sufficient to permit the State Personnel Board to put into effect a prevailing wage for all State employees. The Los Angeles City Council, on April 30, 1952, unanimously adopted the recommendations of the City Administrative Officer to place into effect the prevailing wage for City employees effective July 1, 1952. Based on the action taken by the other major jurisdictions and on the findings of the 1952 Salary Survey and the special surveys conducted by the County, a report will be made to the Board of Supervisors on May 20, 1952, containing the salary recommendations for the County classes to be effective in 1952-53. In anticipation of the requirements, the recommended budget contains an adequate provision in the Salary Fund Unappropriated Reserve for projected salary increases.

CAPITAL PROJECTS



The recommended appropriation of $6,945,534 for Capital Projects represents a substantial increase over the 1951-52 budgetary provision for this purpose. However, with the exception of that particular year, this is the smallest provision for Capital Projects which has been made since 1946-47. It represents only a minimum program of construction and extra-ordinary maintenance and makes but little dent in the backlog of construction needs. This fact is borne out by the total of the projects requested for planning and construction over the next 10 years. These requests, together with 1952-53 requests which are not included in the recommended construction program to be financed during the coming year, represent a total of approximately $160,000,000. In view of the fact that other necessary projects will arise during the next 10 year period, an appropriation of at least $16,000,000 would be required during 1952-53 to fund what should be considered as adequate.

The only major new construction items which are included are a laboratory at Olive View Sanitorium and three new courts to house the expanded municipal courts function, as well as the completion or expansion of

courts already under construction or recently completed.

The recommendation includes the addition of $2,500,000 to the Accumulative Capital Outlay Fund appropriation for the County Courthouse. If the full building were to be constructed at one time, an estimated appropriation of four and one-half million dollars for three years would be required to have funds available at the time construction could go to contract. However, in view of probable plans to complete only a portion of the building during the first stage, it is believed that the two and one-half million dollars provided in the recommended budget, together with such sums as can be made available in the next succeeding two budgets, will accumulate sufficient funds to finance the construction at the time it goes to contract.



There are several major items which will be under construction during 1952-53, but for which complete or nearly complete funding is being provided in the current fiscal year. Chief among these are Juvenile Hall, Communicable Diseases Hospital, Post Acute Polio Unit at Rancho Los Amigos, and the Burbank, Pasadena and Los Cerritos Municipal Courts buildings. It should be mentioned that the post acute polio building and the court buildings are being financed from savings which have been effected during the current fiscal year. The anticipated surplus figure does not include these savings since they will be utilized for these essential construction items.

CHARITIES

It is interesting to note that the over-all operating requirements for the entire Charities Department represent a reduction of $2,754,388 in the net County cost. The recommended increased appropriations for the institutions, to provide more adequate and efficient service, are more than offset by savings realized in the public assistance programs,



through the continued exertion of strict administrative controls, to the extent that reductions in cost to the taxpayers will be realized. The recommended appropriations for these public assistance programs and their administration represent a gross reduction of $3,688,130 from the 1951-52 appropriations, which were in turn reduced $8,829,424 from 1950-51.



During the latter part of 1950-51, and through 1951-52 to date, a concerted effort has been made to eliminate from the public assistance rolls every person who could provide for his own support. The program has necessitated a reduction in the assignment of case loads to Social Case Workers. However, the economic benefits of the reduction in assignments cannot be questioned in view of the substantial reductions which have been effected. Illustrative of the success of the program is the following comparison of the case loads of January, 1951 and January, 1952, which bears out this point:

	Los Angeles County		Other Counties	
	Case Load 1952	% Change From Jan. 1951	Case Load 1952	% Change From Jan. 1951
Aid to Needy Blind	4,814	7.2	6,152	5.2
Aid to Needy Children	21,954	(-4.8)	42,540	1.2
Aid to Partially Self-Supporting Blind	221	(-28.7)	321	(-6.7)
Indigent Aid	13,485	(-11.4)	17,455	(-10.5)
Old Age Assistance	119,620	(-.1)	154,529	13.7

The reductions in these public assistance case loads play an important part in the presentation of this budget which, it is believed, will provide for a tax rate at approximately the current year's level.

POLICY ITEMS

There are three appropriations which are annually considered as policy matters to be determined by your Board. They are:

Aid to Other Governments and Non-Profit Organizations as Authorized by Law

Exploitation

Exposition

However, on most of the requests in these three categories, specific suggestions have been made. The reasons for the recommendations on the individual requests are enumerated in the sections relating to these appropriations. In those instances in which it is felt that your Board may wish to grant appropriations in excess of the recommendations of this office, or appropriations on which no recommendation is made, provision has been included in the recommended General Fund Unappropriated Reserve pending a policy decision by your Board.

RETIREMENT

The total requirements for the new consolidated retirement fund reflect an increase of $998,833. The primary reason for the increase is the fact that members of the former Peace Officers' and Foresters', Firewardens' and Firemen's systems have been absorbed into the County Employees' system as "safety members". At the time the consolidation was effected, the law required the County to make contributions on these safety members at the rate of 23.77% of their salaries until such time as an actuarial survey could be completed. This actuarial survey is now under way, but the results are not available. Consequently, budgetary provision must be made for the continuation of this 23.77% contribution by the County.

Sufficient funds are included in the Salary Fund Unappropriated Reserve to cover the increases in the retirement costs which will result from salary increases approved by your Board.

INTEREST AND DEBT REDEMPTION

The requirements for Interest and Debt Redemption show a substantial increase over the current year. During 1952-53 it will be necessary to make one principal payment of $250,000 on the Communicable Diseases Hospi-

tal bond issue, and one of $175,000 on the Juvenile Hall bond issue. In addition, provision must be made, in the reserve, for the second payment of $250,000 on the Hospital bonds, which will fall due in 1953-54 prior to the receipt of tax funds.

Interest payments must, of course, be provided, in the appropriations, for payments falling due in 1952-53, and in the reserves of the Interest and Sinking funds for payments falling due prior to tax collections in 1953-54.

RENT AND TAXES

The recommended total appropriation for Rent and Taxes is $1,295,744. The 1951-52 appropriation was only $20,548. However, in presenting the 1951-52 budget it was anticipated that all rentals, with the exception of the Law Library, would be charged to the occupying departments. Also, during 1951-52, many of the rentals in outlying areas were budgeted and paid directly from the appropriations of the occupying departments.

With the establishment of the new Department of Property Management, all rentals will be paid through the Rent and Taxes appropriation. The only billings to departments will be those to special funds and special districts not financed from the general County tax levy. While this appropriation shows an increase of $1,275,196, the major portion of this is offset by reductions in departmental budgets. The remainder represents increases in rental rates which have been presented to your Board with lease renewal recommendations.

MOTOR VEHICLES

The recommended appropriation for Motor Vehicles, $750,000, compares to the current year's figure of $276,343. This substantial increase is primarily the result of three factors: first, the major portion of the fleet was replaced shortly after the war and these cars have now reached a state where replacement is again necessary; second, there has been a substantial increase in departmental services requiring travel, and this fact, together with a possible necessity to increase permittee mileage rates, requires the assignment of ad-



ditional cars; and third, provision has been included for the initial step of a contemplated program to provide for early replacement of automobiles, because it has been determined that a lower operating cost per mile will result from such a policy. A complete report on this latter point will be presented to your Board in the near future; if possible, before the adoption of the Final Budget. Too, a program of early replacement of automobiles will permit decreases in the Mechanical Services budget because of the elimination of much of the present cost of repairs.

EQUIPMENT

Plans to recommend increased appropriations for the replacement of inadequate and obsolete equipment have been previously discussed with your Board. The recommendations in this budget provide a substantial increase in the allowance which will be available for this purpose. Exclusive of the recommendations for motor vehicles, the equipment recommendations for General County departments total $1,417,582, as compared to $824,541 for 1951-52, an increase of 72%. A major portion of the additional equipment is of a labor saving nature and will promote increased efficiency. Certainly, replacement of inadequate furniture and office equipment will exert a major influence on employee morale.

CIVIL DEFENSE

Every request for additional positions for Civil Defense activities has been excluded from the recommended budget. While the State is now contemplating making some funds available for Civil Defense activities in the local areas, the Federal Government has not as yet made any substantial appropriations for this purpose. Increased County expenditures for Civil Defense purposes cannot be recommended until the problem is recognized by substantial appropriations at the Federal level.

As a matter of fact, 12 positions in the Parks and Recreation Department which were assigned to Civil Defense activities during the current year are being returned to departmental operations, eliminating the necessity for budgeting substitute positions.

PARKS AND RECREATION

The total recommended Parks and Recreation operating appropriation for 1952-53 reflects a reduction of

approximately $82,000 from the previous year. This reduction has been made in spite of the fact that the number of school districts for which play leaders are provided will be substantially increased because of new requests. In general, the recommendations provide for the same service as during the current year, particularly in the local parks.

Park construction recommendations are restricted entirely to those parks of a regional nature, from which the citizens from the entire County receive benefits.



Your particular attention is called to the extent to which recreation activities are financed through the school districts. This budget provides $177,502 for the payment of play leaders in school districts. A large portion of this amount represents school districts lying within or mostly within incorporated cities. An additional appropriation of $355,000 is recommended for payments directly to the school districts to assist in financing increases in recreation expenditures in accordance with the established program. This means that approximately 1 cent on the General County Tax Rate is expended for recreation programs on school grounds.

AUDITOR

The Auditor included in his budget request, as a policy matter, a request for 11 positions to begin a program of compliance with the recommendations of the 1951 Grand Jury. The report of that Grand Jury criticized the Auditor for not making audits in many of the departments every year, and for failing to reconcile the departmental inventories with the master property records.

This matter has been discussed with the County Auditor and with the Contract Auditor of the 1952 Grand Jury. On the basis of these discussions, provision for the positions is included in the recommended budget.

CENTRAL DUPLICATING BUREAU

With the 8 additional positions included in the recommendations, a total of 12 employees will be pro-

vided for the Central Duplicating Bureau. However, 5 of the additional 8 employees have been utilized in the Central Duplicating Bureau during most of the current year. This Bureau is operated on a competitive basis with outside vendors and performs only those printing jobs which it can perform at less cost than bid prices. This document is a splendid example of the production of which this Bureau is capable. The entire operating cost of the Bureau is offset by charges to departmental appropriations in which normal provision is made for stationery and forms thus provided.

COUNTY ENGINEER

This is the first budget which reflects the consoligation of engineering functions under the County Engineer. Savings from the consolidation is reflected by the fact that the Engineer's budget represents a net reduction of $43,284 under the combined 1951-52 appropriations for the Surveyor, the Engineer, the Aviation Department, and the Building and Safety Department. This is in spite of the number of positions which were transferred from the Mechanical Department.

MENTAL HEALTH DEPARTMENT - COURT WARDS

In 1951, it was necessary to adjust the rates which were paid to rest homes to care for these persons. The estimated additional funds to meet the increased rates were added at the time of adopting the Final 1951-52 Budget, but experience has shown that they were inadequate. The recommended 1952-53 appropriation provides the full requirements for the current rates and for the constantly increasing case load.

Your Board is fully cognizant of the necessity for maintaining rest home placements in order to obviate the necessity for the construction of County-owned institutions which will result in a much higher cost per patient.

PROBATION DEPARTMENT

The recommendations on the budget of the Probation Department incorporate many of the recommendations contained in the reports made by this office as a result of the study recently conducted. Primarily from this organizational study, 7 additional positions are being

recommended to reduce certain work loads and permit increased efficiency. In addition, a position of Chief Deputy is funded, and is strongly recommended, to provide administrative assistance to the Probation Officer.

SHERIFF

Some substantial increases in personnel are being recommended for the Sheriff's office and the jails which he operates. These increases are vitally necessary in order to permit him to cope with the problem of a 10.5% increase in total prisoner population, a 10.1% increase in total cases reported, and a 10.6% increase in major crimes.

ALCOHILIC CLINIC

Your attention is called to the fact that no recommendation is included for funds for the Alcoholic Clinic. It is felt that such an appropriation is not justified until a full program is developed which will split the cost between governmental jurisdictions on the basis of responsibility, and will produce results in keeping with the proposed expenditures. This matter is covered in more detail in the discussion of that particular appropriation request.

ROAD DEPARTMENT

For the first time since the war, the recommended budget for the Road Department is geared to current revenues. Surpluses accumulated during the war years have been reduced to a normal level, and it will henceforth be necessary for the Road Department to make a careful analysis of its needs to keep within available funds.

Appropriations for "Aid to Cities" and "Highways Through Cities - Special Projects" are recommended on the same basis as included in the 1951-52 budget. The tax levies in the Supervisorial Road Districts are based on a 3-1/2 cent rate, to provide approximately 1 cent to cover one-half the cost of trimming of trees and shrubs along County road rights-of-way, and 1/2 cent for the maintenance and improvement of center, side and intersectional panels, in addition to the normal program.

PUBLIC LIBRARY



The County Librarian presented an 8 cent budget request based on 7 cents for Library operations and 1 cent for construction of additional branches. However, by a re-examination of surplus and an agreed curtailment of certain phases of operations, a budget is again presented which can be completely financed within a 7 cent rate. Your Board should be advised, however, that increased salaries and commodity costs will undoubtedly make it impossible for the Librarian to adequately serve his expanding facilities in 1953-54 without provision for an increase in the rate.

FIRE PROTECTION DISTRICTS

The absorption of the police and fire personnel in the County Employees' Retirement system, which increased the County's contribution rate from 15.69% to 23.77%, necessitates the provision of an additional $291,-446 in the Fire Protection District budgets. For this reason, most of the district tax rates will show slight increases. Were it not for this factor, tax rates of the districts would be held to approximately the same levels as during the current year. They will provide for approximately the same level of service.



FLOOD CONTROL DISTRICT

The recommended budget for the Flood Control District is again based on the maximum tax rate of 15 cents. The total budget for the District and the Drainage Improvement Districts represents an increase of approximately two and three-quarters million dollars over 1951-52. Many of the projects budgeted for 1951-52 could not be completed and are carried over into the 1952-53 program. Actually, the new funds available to finance the

Districts' operations are reduced by almost $800,000. This results from the fact that reimbursements from the State of California for late 1952-53 expenditures will not be received until 1953-54, which results in a revenue decrease of $1,168,-259. The additional proceeds of the tax levy against the assessed valuation is not sufficient to offset this reduction in revenue.



The 1952-53 Flood Control District budget reflects, for the first time, the requirements for the purchase of water from the Metropolitan Water District in the new Flood Control District Zone I. The full estimated amount of the 5 cents levy within the Zone, $350,641, is included in the recommended budget.

WATER WORKS DISTRICTS

It appears that residents within Water Works Districts will be faced with substantial increases in their district tax rates. Apparently, in the past, a considerable portion of the overhead expenditures, which are made through the General Fund, have not been charged against the Districts. In addition, the facilities of the Districts themselves have not been maintained at a level which will permit continued operation. The recommended budget will provide the initial phases of the necessary rehabilitation and will finance all costs which are applicable to the District, with an equivalent savings in general County appropriations.

ELIMINATION OF INTERDEPARTMENTAL SERVICE CHARGES

It will be noted that many of the departments show decreases in their Maintenance and Operation appropriations, even though commodity costs have risen over the past year. These decreases, however, result from the fact that an attempt is being made to eliminate the billing of services between departments, whenever possible. Some of these decreases are offset by increases in Salaries and Wages appropriations of other departments, since it was formerly the practice to bill across from the Salary Fund to the General Fund for services rendered. The Mechanical Department, Janitors Department, Telephone Department, and Rent and Taxes appro-

priations are the principal ones from which interdepartmental billings have been eliminated and, consequently, show substantial increases. However, these increases are substantiated by transfers from other departments as follows:

	Total Increase	Amount Transferred From Other Departments
Mechanical Department	$1,495,083	$1,065,107
Janitors Department	64,627	60,537
Telephone Department	549,488	460,747
Rent and Taxes	1,275,196	1,163,406

NUMBER OF POSITIONS

The budget recommendations provide for added personnel in many of the County departments to assure increased efficiency or to cope with expanding work loads. Of major importance, of course, is the 108 additional positions required for the operation of the municipal courts, which is discussed in more detail elsewhere herein.



A second important factor in the increase in personnel is the adjustment of the personnel standards for the various institutions, with an accompanying increase in the amounts provided for more expensive but more effective drugs. A marked decrease in the average patient's stay in the various hospitals is anticipated. Consequently, we will be in the unique position of having the cost per patient day, which has been the normal standard applied to hospital care, increased substantially over the current year, and yet the cost per patient, which is the direct unit of measurement, will be reduced because of shortened periods of hospitalization. Had this provision not been made, it would have been necessary to increase personnel anyway because of the increase which would have resulted in the average number of patient days.

Other personnel adjustments follow variations in work load for the most part. However, one important factor is the addition of 37 positions to the budgets of the Bureau of Resources and Collections and the Auditor to comply with the recommendations made by the 1951

Grand Jury. The additional positions in the Bureau of Resources and Collections will produce an income well in excess of the cost thereof. The positions in the Auditor's office are to improve the auditing control of departmental operations and inventories.

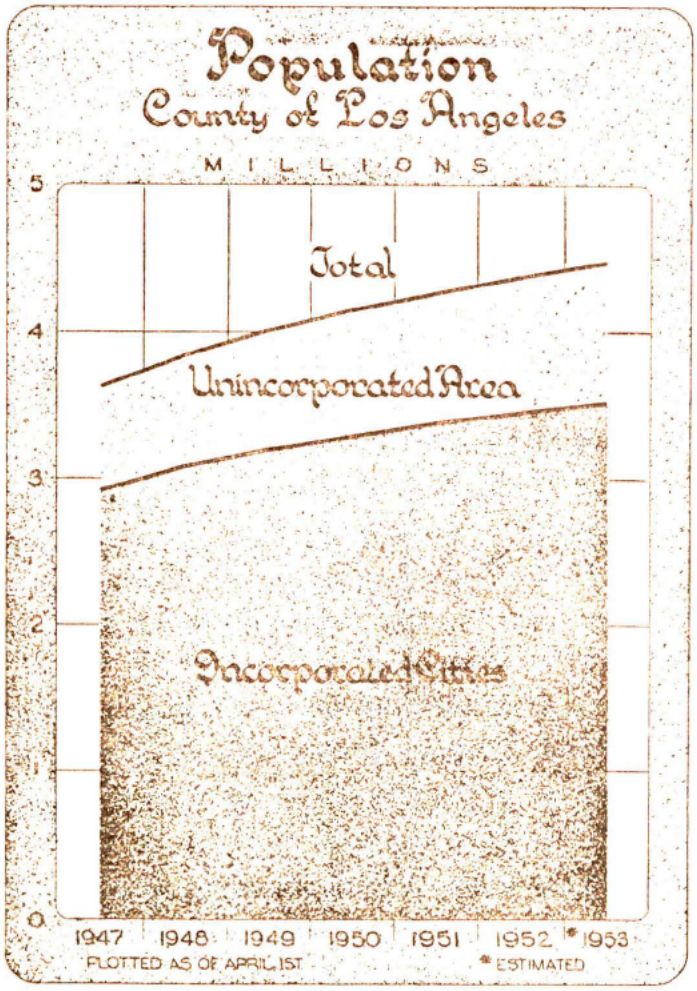

The over-all budgeted personnel count shows an increase of 804.6 positions in the General County portion of the budget and 193.3 positions in the Special County and Special District positions. This is an increase of 4.18%, which is fully justified by work loads, giving due consideration to the municipal courts, and is well in line with the growth of the County as indicated by population trends.

GENERAL FUND UNAPPROPRIATED RESERVE

This is the first time in several years that any substantial Unappropriated Reserve has been included in the budget recommendations. However, in past years, it has been necessary to make a number of additions to the total budget at the time the Final Budget is adopted, because of factors which required financing and which could not be accurately determined at the time of the Preliminary Budget. In the current year's budget recommendations, an attempt has been made to include sufficient funds in an Unappropriated Reserve to meet these undeterminable requirements.

At the time the Final Budget is adopted, this Unappropriated Reserve will be eliminated and the amounts, as determined, will be recommended for inclusion in the appropriations. The tax rate and the total budgetary requirements will not be affected by these transfers.

The recommended Unappropriated Reserve of $1,421,749 is made up of the following factors:

a) Estimated requirements for Capital Projects budgeted during the current fiscal year, which will not be completed and will require financing in 1952-53, $1,082,063. The actual amount which will be placed in the appropriations may vary from this figure but will be exactly offset by variations in surplus.

b) The amount by which requests for appropriations under Exploitation, Exposition, or Aid to Other Governments exceed the recommended figures, or in those instances in which no requests have been received, the amounts of last year's appropriations. This is $69,686 for the various items. These appropriations are matters of Board policy and should be determined by your Board at the time of adopting the Final Budget. The transfer of the appropriate amounts can be effected at that time.

c) An estimated amount to cover possible requirements for increases in board and care rates, $225,000. This amount will finance an average increase of 10% in rates. A study is currently under way to determine what adjustments in board and care rates, if any, should be recommended. A report will be submitted to your Board prior to the adoption of the Final Budget.

d) An estimated amount to cover the increased requirements for Workmen's Compensation because of probable salary increases, $45,000. This amount is approximately 6% of the recommended Workmen's Compensation appropriation. The percentage provision which will be required in this appropriation is approximately that which will be required in Salaries and Wages, since the cost of the program is based on the total payrolls.

GENERAL FUND GENERAL RESERVE

In the 1951-52 budget presentations, a General Reserve of $5,000,000 for contingencies and $160,000 as an Insurance Reserve was recommended. This amount was

reduced by $100,000 by your Board at the time of approving a $100,000 item in the Board of Supervisors appropriation for Acquisition of Surplus Federal Buildings.

The recommended reserve for 1952-53 is $5,230,000. This restores the proposed $5,000,000 General Reserve, and increases the Insurance Reserve by $70,000--the estimated amount which will be unexpended from the current year's Insurance appropriation. The addition of this item to the Insurance Reserve has been the practice for several years.

In considering the General Reserve, your Board should note that the appropriations for the various public assistance programs again show a substantial decrease from the appropriations for the current year. This decrease has been recommended only after a very detailed study of the trend of case loads, and is predicated upon the continuation of a very close supervision of the aid programs, and also a continuation of the current economic picture. Should there be a sudden change, resulting in any appreciable decrease of employment, the entire amount of the General Reserve might be needed to continue the programs, particularly that of Indigent Aid.

During the current year, it was necessary for the Board of Supervisors to approve loans to the General and Salary Funds in excess of $40,000,000. Loans are made from other cash in custody of the Treasurer, most of which has been raised by taxation in other funds or agencies, including the Accumulative Capital Outlay Funds, Flood Control, Motor Vehicle Fund, Trust funds, Retirement funds, Sanitation District funds, etc. These cash balances will not always be available. The Road Department is rapidly catching up on its construction program, and the surplus accumulated during the war years is diminishing each year. The Flood Control District is in the same situation. The Accumulative Capital Outlay Fund will be eliminated when the Courthouse is built. It might be necessary in the near future to further increase the General Reserve substantially in order to have cash on hand to cover operations during the so-called dry period before the first payment of taxes in November.

SALARY FUND UNAPPROPRIATED RESERVE

The recommended figure of $5,300,000 is the present estimate of probable cost of salary increases. Final salary recommendations have not yet been determined and the actual cost cannot be computed. This figure repre-

sents approximately 6.4% of the total Salaries and Wages budget.

INSURANCE RESERVE

With the approval of your Board, there will be available in the Accumulative Capital Outlay Fund, a total of $900,000 as a property insurance reserve. In addition, the General Fund General Reserve will contain $230,000 as an Insurance Reserve. It is believed that after making another $100,000 appropriation to the Accumulative Capital Outlay Fund reserve in 1953-54, which will bring the total to $1,000,000, there will not be justification for accumulating further amounts in that fund. The sum of one million dollars will be sufficient to replace any of our County structures, except the major fire-proof buildings in the Civic Center area. The likelihood of fire damage in excess of one million dollars to one of these major buildings is not considered to be sufficient to warrant further accumulation of Insurance Reserves.

REVENUES

The estimated revenues accruing to the General County funds represent an increase of $6,456,705 over the current year's estimates. These estimates are realistic in view of the fact that current revenues will be over-realized to the extent of approximately $3,000,000. Added to this are the major increases which will result from the additional personnel approved for the Bureau of Resources and Collections to intensify collection efforts on cases under its jurisdiction and the anticipated payment from the Federal Government for Palmdale Airport, together with lesser increases as indicated by current collection trends.

SURPLUS



While it is too early to make accurate forecasts of surplus which will be available to finance the 1952-53 budget, it can be stated with reasonable certainty that the surplus will be in excess of that available for financing the current year's budget. Revenue estimates for the 1951-52 fiscal year have been substantially overrealized and, through a strict con-

trol of salary ordinance items and Maintenance and Operation and Equipment appropriations, a substantial savings will be returned to surplus.

The administration of the Charities budgets has been concentrated on elimination of cases from the relief rolls, with a resulting savings in expenditures. Because of these economies, it has been unnecessary to utilize any portion of the General Reserve, which will be returned to surplus in full.

Indications at this time are that surplus will be increased by at least $1,500,000; possibly by as much as $2,000,000.

ASSESSED VALUATION

It is, of course, too early in the year to obtain any supportable estimate of the trend of assessed valuation. However, the possibilities have been discussed with the County Assessor, who feels that it is not unwarranted to anticipate an increase of 5% or 6%. The tax rate computations herein have been based on a 5% increase in the unsecured valuation, and a 6% increase in the secured valuation. It must be emphasized that neither the Assessor nor this office should be held accountable if the final figures do not bear out these estimates. They are made solely for the purpose of providing your Board with the best possible forecast of the financing picture for 1952-53.

TAX RATE

In view of the fact that neither surplus nor assessed valuations can be accurately determined at this time, it may seem peculiar that an actual tax rate computation is included in the budget presentation. However, it is believed that your Board would wish us to make such an estimate for your guidance, even at the risk of a substantial error in either direction. The estimated tax rate of $1.6375 represents neither a conservative nor a liberal approach, but, rather, the most accurate appraisal which can be made at this time.

On the pages immediately following this letter of transmittal will be found schedules summarizing the budget recommendations as they apply to General County, Special County, and Special District Funds; also included is a tabulation showing the comparison between the various individual 1951-52 and 1952-53 appropria-

tions. These schedules include all appropriations and all reserves, exclusive of the delinquency reserves, and will represent the complete financing picture.

ADOPTION OF PRELIMINARY BUDGET

Inasmuch as there are no Department Heads to be heard, your Board may, if it desires, adopt these recommendations as the Preliminary Budget immediately upon their presentation. Between that time and the adoption of the Final Budget, there will be ample opportunity for complete and detailed scrutiny, not only on the part of the members of the Board, but the various taxpayer and citizen groups and the public as well. Certain recommendations to cover circumstances which have arisen or will arise before the adoption of the Final Budget will be submitted by this office before the close of the public hearings. Any changes which your Board desires to make will also be incorporated at that time. It is, therefore, recommended that the appropriations and revenues proposed herein be adopted by your Board as the Preliminary Budget, and that the Auditor be instructed to proceed with the printing of the same.

APPRECIATION

Staff members of the Chief Administrative Office have been continuous and untiring in their efforts to assist the departments in every way to bring about a more amicable relationship between them and this office, and to make possible the presentation of this Preliminary Budget at the lowest possible figure. As this is the writer's first total budget preparation attempt, he desires to express most freely his commendation of the Department Heads and the staff members of his office to your Honorable Board.

Respectfully submitted,



ARTHUR J. WILL
Chief Administrative Officer

Consolidated Budget Summary

Name of Fund	APPROVED BUDGET REQUIREMENTS				
	Appropriations	Unappropriated Reserve	General Reserve	Estimated Delinquency	Total
County Budget—Table 2 Summary	$286,374,983	$6,778,694	$5,680,437	$2,007,513	$300,841,627
Special Dist. Budgets—Table 2A Summary	31,517,718	539,609	4,244,794	1,056,757	37,358,878
GRAND TOTAL	**$317,892,701**	**$7,318,303**	**$9,925,231**	**$3,064,270**	**$338,200,505**

Summary of County

				GENERAL (Included in	
General Fund					
General Purposes	$172,178,637	$1,421,749	$5,230,000	$ 342,122	$179,172,508
Exploitation	629,690			12,392	642,082
Exposition	16,200			238	16,438
Total General Fund	**$172,824,527**	**$1,421,749**	**$5,230,000**	**$ 354,752**	**$179,831,028**
Salary Fund	82,783,396	5,300,000		1,565,023	89,648,419
Accumulative Capital Outlay Fund	2,600,000			51,595	2,651,595
Contagious Disease Hospital I&S Fund	408,333		281,043	6,027	695,403
Juvenile Hall Center I&S Fund	245,948		19,394		265,342
Total General County Funds	**$258,862,204**	**$6,721,749**	**$5,530,437**	**$1,977,397**	**$273,091,787**

				SPECIAL (Not included in	
Public Health Fund	$ 405,881	$	$	$	$ 405,881
Medical Research Fund No. 1	250,000				250,000
Medical Research Fund No. 2	30,000				30,000
Medical Research Fund No. 3	10,000				10,000
Public Library Fund	1,276,620	56,945	150,000	22,109	1,505,674
School Library Service Fund	80,000				80,000
Bellflower Development Fund	19,310				19,310
Downey Development Fund	34,205				34,205
East Los Angeles Development Fund	27,960				27,960
Lancaster Development Fund	21,390				21,390
Montrose Development Fund	8,960				8,960
Temple City Development	5,555				5,555
Walnut Park Development Fund	13,140				13,140
General Road Fund	46,000				46,000
Special Road Fund	874,758				874,758
Motor Vehicle Fund	24,004,303				24,004,303
Supervisorial Road District No. 1 Fund	228,301			4,521	232,822
Supervisorial Road District No. 2 Fund	20,650			408	21,058
Supervisorial Road District No. 3 Fund	12,444			245	12,689
Supervisorial Road District No. 4 Fund	79,396			1,571	80,967
Supervisorial Road District No. 5 Fund	63,906			1,262	65,168
Total Special County Funds	**$ 27,512,779**	**$ 56,945**	**$ 150,000**	**$ 30,116**	**$ 27,749,840**
TOTAL COUNTY FUNDS	**$286,374,983**	**$6,778,694**	**$5,680,437**	**$2,007,513**	**$300,841,627**

Fiscal Year 1952-53 - Table 1

Available Funds	Amount to be Raised by Tax Levy	Unsecured Levy	Secured Levy	Tax Rate per $100 of Assessed Val.
$198,432,546	$102,409,081	$ 8,617,414	$ 93,791,667	$
15,751,626	21,607,252	460,954	21,146,298	
$214,184,172	**$124,016,333**	**$ 9,078,368**	**$114,937,965**	**$**

Budgets by Funds - Table 2

COUNTY FUNDS
General County Levy)

$161,724,254	$ 17,448,254	$ 1,900,912	$ 15,547,342	$
10,054	632,028	50,982	581,046	
4,255	12,183	2,601	9,582	
$161,738,563	**$ 18,092,465**	**$ 1,954,495**	**$ 16,137,970**	**$**
9,832,198	79,816,221	6,500,245	73,315,976	
20,245	2,631,350	10,925	2,620,425	
387,910	307,493	35,896	271,597	
239,851	25,491	25,491		
$172,218,767	**$100,873,020**	**$ 8,527,052**	**$ 92,345,968**	**$**

COUNTY FUNDS
General County Levy)

$ 405,881	$	$	$	$
250,000				
30,000				
10,000				
378,087	1,127,587	71,068	1,056,519	
80,000				
19,310				
34,205				
27,960				
21,390				
8,960				
5,555				
13,140				
46,000				
874,758				
24,004,303				
2,250	230,572	10,502	220,070	
225	20,833	1,445	19,388	
155	12,534	1,385	11,149	
820	80,147	3,123	77,024	
780	64,388	2,839	61,549	
$ 26,213,779	**$ 1,536,061**	**$ 90,362**	**$ 1,445,699**	**$**
$198,432,546	**$102,409,081**	**$ 8,617,414**	**$ 93,791,667**	**$**

Summary of Available Funds - Table 3

Name of Fund	Available Surplus	Miscellaneous Revenue *	Total
GENERAL COUNTY FUNDS (Included in General County Levy)			
General Fund			
General Purposes	$ 11,106,560	$150,617,694	$161,724,254
Exploitation	10,054		10,054
Exposition	4,255		4,255
Total General Fund	**$ 11,120,869**	**$150,617,694**	**$161,738,563**
Salary Fund	4,141,377	5,690,821	9,832,198
Accumulative Capital Outlay Fund	19,245	1,000	20,245
Contagious Disease Hospital I&S Fund	387,910		387,910
Juvenile Hall Center I&S Fund	239,851		239,851
Total General County Funds	**$ 15,909,252**	**$156,309,515**	**$172,218,767**
SPECIAL COUNTY FUNDS (Not included in General County Levy)			
Public Health Fund	$ 14,619	$ 391,262	$ 405,881
Medical Research Fund No. 1	30,000	220,000	250,000
Medical Research Fund No. 2	25,000	5,000	30,000
Medical Research Fund No. 3	6,500	3,500	10,000
Public Library Fund	259,230	118,857	378,087
School Library Service Fund		80,000	80,000
Bellflower Development Fund		19,310	19,310
Downey Development Fund		34,205	34,205
East Los Angeles Development Fund		27,960	27,960
Lancaster Development Fund		21,390	21,390
Montrose Development Fund		8,960	8,960
Temple City Development Fund		5,555	5,555
Walnut Park Development Fund		13,140	13,140
General Road Fund	46,000		46,000
Special Road Fund		874,758	874,758
Motor Vehicle Fund	6,311,860	17,692,443	24,004,303
Supervisorial Road District No. 1 Fund	2,250		2,250
Supervisorial Road District No. 2 Fund	225		225
Supervisorial Road District No. 3 Fund	155		155
Supervisorial Road District No. 4 Fund	820		820
Supervisorial Road District No. 5 Fund	780		780
Total Special County Funds	**$ 6,697,439**	**$ 19,516,340**	**$ 26,213,779**
TOTAL COUNTY FUNDS	**$ 22,606,691**	**$175,825,855**	**$198,432,546**

*For detail see Table 4.

General and Special County Funds

Recapitulation of Revenue Accruals Other than General Property Taxes - Table 4

Classification	Actual Prior Year 1950-51	Actual Current Year to 1-1-1952	Estimated Current Year 1951-52	Estimated Current Year 1952-53	FUNDS—General	FUNDS—Salary	FUNDS—All Other	Name of Fund
GENERAL AND SPECIAL COUNTY								
Taxes and Penalties								
Solvent Credits	$ 507,946.71	$ 616,713.41	$ 620,000	$ 600,000	$ 149,000	$ 450,000	$ 1,000	A.C.O.
Weed Abatement	94,304.02	60,837.92	104,505	124,070	124,070			
Delinquent Penalties, Interest and Costs		172,216.52	172,216	580,000	520,000	60,000		
Total Taxes and Penalties	**$ 602,250.73**	**$ 849,767.85**	**$ 896,721**	**$ 1,304,070**	**$ 793,070**	**$ 510,000**	**$ 1,000**	
Subventions and Grants								
Registrar of Voters								
Candidates Filing Fees	$	$	$ 14,000	$	$	$	$	
Aviation Department								
Aviation Gasoline Tax	17,405.01	15,930.16	18,000					
Forester and Firewarden								
State and Federal Fire Control	187,853.00		187,853	240,000	240,000			
Health Department								
Federal Health Subsidy	99,440.00		99,770	100,000	100,000			
State Health Subsidy	373,835.53	195,631.00	391,262	391,262			391,262	Public Health
Road Department								
Gasoline Tax	12,276,435.65	6,721,382.20	13,544,283	14,410,551			14,410,551	Motor Vehicle
Motor Vehicle—Registration Fees	2,723,894.53	1,476,799.37	3,132,384	3,251,892			3,251,892	Motor Vehicle
Charities—General Hospital								
Aged and Blind—Hospital	259,555.20	66,176.00	230,000	230,000	230,000			
Resident Physician Training	2,511.72	20.00	7,000	4,000		4,000		
Tumor Registry	3,662.25		5,000	5,000		5,000		
Nurses Training	128.71							
Charities—Public Assistance								
Aid to Needy Blind	3,687,829.85	2,166,477.52	4,020,436	4,159,579	4,159,579			
Aid to Needy Blind—Administration	85,268.02	49,148.14	110,977	114,251	114,251			
Aid to Needy Children	20,377,738.60	13,466,249.33	22,296,682	22,607,845	22,607,845			
Aid to Needy Children—Administration	1,614,872.96	927,565.97	1,854,633	1,861,762	1,861,762			
Aid to Partially Self-supp. Blind	229,603.15	122,400.00	281,576	195,664	195,664			
Old Age Assistance	89,586,220.40	49,238,952.86	90,942,497	88,305,378	88,305,378			
Old Age Assistance—Administration	1,945,422.66	1,126,262.63	2,196,541	2,219,378	2,219,378			
Charities—Adoption								
State Adoption Subsidy	173,254.41	71,149.13	249,500	341,572	341,572			
Charities—Physically Handicapped Children								
State Subsidy	158,176.71	10,527.76	250,000	260,000	260,000			
Charities—Rancho Los Amigos								
Post Polio Unit				480,000	480,000			
Public Welfare Commission								
State Boarding Home Subsidy	1,095,203.81	76,536.19	217,464	242,000	242,000			
Mental Health Court Wards								
State Mental Health Subsidy			2,000					

RECAPITULATION OF REVENUE ACCRUALS OTHER THAN GENERAL PROPERTY TAXES—Continued

Classification	Actual Prior Year 1950-51	Actual Current Year to 1-1-1952	Estimated Current Year 1951-52	Estimated Current Year 1952-53	FUNDS General	FUNDS Salary	FUNDS All Other	Name of Fund
GENERAL AND SPECIAL COUNTY —Continued								
Subventions and Grants—Continued								
Probation Department								
Aid to Needy Children	15,359.93	144,499.26	260,000	300,000	300,000			
Youth Authority	360,500.28		380,000	400,000	400,000			
County Fair Grounds								
Agricultural and Racing Acts			1,000,000	755,000	755,000			
Capital Projects								
Construction & Employment Act	2,660,867.54	6,210.00	6,500					
Miscellaneous								
Housing Authorities	46,652.15		45,000	46,680	16,680	30,000		
Liquor License Fees	332,161.06	153,102.59	300,000	330,000	330,000			
Motor Vehicle in Lieu Tax	9,326,505.28	3,563,579.41	9,000,000	12,040,096	12,040,096			
State Security Fund	824,046.28							
Tuberculosis Subsidy	1,365,517.35		1,434,841	1,467,066	1,467,066			
Various Special Grants	546.45	1,247.73	1,300					
Total Subventions and Grants	**$149,830,468.49**	**$79,599,847.25**	**$152,479,499**	**$154,758,976**	**$136,666,271**	**$ 39,000**	**$18,053,705**	
Licenses and Permits								
Licenses								
Tax Collector	$ 668,014.50	$ 172,340.40	$ 700,000	$ 879,213	$ 879,213	$	$	
County Clerk	31,879.00	14,188.00	30,000	30,000		30,000		
Permits								
Engineer	1,919,057.97	760,107.33	1,400,000	1,488,200	1,488,200			
Regional Planning Commission	9,140.00	2,265.00	9,000	10,990	10,990			
Forester and Firewarden	7,672.00	3,502.00	7,500	7,000	7,000			
Health Department	37,163.56	22,336.23	41,000	35,000	35,000			
Total Licenses and Permits	**$ 2,672,927.03**	**$ 974,738.96**	**$ 2,187,500**	**$ 2,450,403**	**$ 2,420,403**	**$ 30,000**	**$**	
Fines and Penalties								
Fines								
Municipal Court—Alhambra	$ 50.00	$ 250.00	$ 5,500	$ 21,920	$ 5,280	$	$ 16,640	Special Road
Municipal Court—Beverly Hills			22,502	53,574	23,574		30,000	Special Road
Municipal Court—Burbank			100	400	200		200	Special Road
Municipal Court—Compton	1,826.00	837.00	10,500	128,100	8,100		120,000	Special Road
Municipal Court—Downey			17,500	72,000	24,000		48,000	Special Road
Municipal Court— East Los Angeles				62,852	22,747		40,105	Special Road
Municipal Court—El Monte			100	84,000	24,000		60,000	Special Road
Municipal Court—Glendale	23.60	119.20	11,280	16,500	1,500		15,000	Special Road
Municipal Court—Inglewood	715.07	656.69	1,200	40,620	8,500		32,120	Special Road
Municipal Court—Long Beach	1,850.00	742.00	1,800	2,280	2,180		100	Special Road
Municipal Court—Los Angeles	13,824.00	9,206.25	41,246	40,000	27,000		13,000	Special Road
Municipal Court—Los Cerritos			100	22,800	9,600		13,200	Special Road
Municipal Court—Pasadena	105.00	10.00	150	9,800	3,600		6,200	Special Road
Municipal Court—San Antonio			5,000	115,272	28,772		86,500	Special Road
Municipal Court—San Jose				9,351	1,195		8,156	Special Road

RECAPITULATION OF REVENUE ACCRUALS OTHER THAN GENERAL PROPERTY TAXES—Continued

Classification	Actual Prior Year 1950-51	Actual Current Year to 1-1-1952	Estimated Current Year 1951-52	Estimated Current Year 1952-53	FUNDS—General	FUNDS—Salary	FUNDS—All Other	Name of Fund
GENERAL AND SPECIAL COUNTY —Continued								
Fines and Penalties—Continued								
Fines								
Municipal Court—Santa Anita				10,927	2,510		8,417	Special Road
Municipal Court—Santa Monica	122.50	117.00	625	7,500	350		7,150	Special Road
Municipal Court—South Bay				10,340	1,800		8,540	Special Road
Municipal Court—South Gate				14,403	4,761		9,642	Special Road
Municipal Court—Whittier			43,950	63,000	13,000		50,000	Special Road
Justice Courts	1,125,203.03	625,554.19	1,200,000	366,661	76,873		289,788	Special Road
Superior Courts	25,083.00	17,785.50	35,000	45,000	45,000			
Jail	1,088.00	1,617.00	3,000	3,000	3,000			
Probation Department	457,934.30	217,331.80	440,000	405,000	405,000			
Fish & Game Propagation	6,777.25	2,780.50	3,500	3,000	3,000			
Paid from Bail Deposits	1,574.00	41,628.00	83,200	87,000	75,000		12,000	Special Road
Forfeits and Escheats	165,456.68	22,285.69		20,000	20,000			
Judgments and Damages		45,856.32						
Penalties		10.98						
Total Fines and Penalties	**$ 1,801,632.43**	**$ 986,788.12**	**$ 1,926,253**	**$ 1,715,300**	**$ 840,542**	**$**	**$ 874,758**	
Public Service Privileges								
Franchise—Bids	$ 317.37	$ 950.39	$ 1,000	$ 100	$ 100	$	$	
Rent of Pipe Lines—Bridges	11,423.42		10,000	11,000	11,000			
Mains Laid	4,742.93	656.69	1,250	1,400	1,400			
Franchise Collections	371,853.41	11,316.92	375,000	390,000	390,000			
Public Telephone Pay Stations	8,259.58	4,231.08	11,000	12,000	12,000			
Sewer Connections	595.94							
Reimbursement to Subdividers	74,859.36	22,624.39	454,000	350,000	350,000			
Total Public Service Privileges	**$ 472,052.01**	**$ 39,779.47**	**$ 852,250**	**$ 764,500**	**$ 764,500**	**$**	**$**	
Rent of Property								
Land and Buildings	$ 174,056.67	$ 113,842.81	$ 281,000	$ 263,517	$ 263,517	$	$	
Oil Royalties—								
Wayside Honor Rancho		82,257.86	156,787	800,000	800,000			
Oil Royalties—Miscellaneous		99.96	240,000					
Total Rent of Property	**$ 174,056.67**	**$ 196,200.63**	**$ 677,787**	**$ 1,063,517**	**$ 1,063,517**	**$**	**$**	
Interest								
Current Deposits	$ 206,963.25	$	$ 260,000	$ 260,000	$ 260,000	$	$	
Investments	896,685.96	408,527.60	1,200,000	1,300,000	1,300,000			
Total Interest	**$ 1,103,649.21**	**$ 408,527.60**	**$ 1,460,000**	**$ 1,560,000**	**$ 1,560,000**	**$**	**$**	
Fees, Commissions and Miscellaneous Revenue								
Board of Supervisors	$ 9,588.04	$ 7,947.07	$ 15,000	$ 16,000	$ 16,000	$	$	
Auditor	113,886.52	21,404.69	95,000	95,000		95,000		
Treasurer	39,745.12	29,113.28	55,000	55,000	10,000	45,000		
Assessor	2,763.66	3,170.60	3,525	3,522	1,950	1,572		
Tax Collector	12,287.91	5,812.40	10,020	9,250	2,750	6,500		
Purchasing and Stores Department	13,520.96	5,258.38	10,000	8,000	8,000			

RECAPITULATION OF REVENUE ACCRUALS OTHER THAN GENERAL PROPERTY TAXES—Continued

Classification	Actual Prior Year 1950-51	Actual Current Year to 1-1-1952	Estimated Current Year 1951-52	Estimated Current Year 1952-53	FUNDS General	FUNDS Salary	FUNDS All Other	FUNDS Name of Fund
GENERAL AND SPECIAL COUNTY—Continued								
Fees, Commissions and Miscellaneous Revenue—Continued								
District Attorney	2.10	9.20	10					
County Counsel	85,225.60	61,375.82	110,000	100,000		100,000		
Civil Service Commission	34,287.30		40,700	44,311	44,311			
Surveyor	180,245.11	47,046.03	203,113	213,113	33,113	180,000		
Blueprint Service	20,149.97	8,171.55	18,000	18,000	18,000			
Engineer	453,820.41	130,653.72	415,024	421,700	88,200	333,500		
Regional Planning Commission	424.40	1,847.29	3,600	2,550	2,550			
Registrar of Voters	28,729.12	2,845.77	5,750	6,650	600	6,050		
Municipal Court—Alhambra	17,840.22	8,197.83	18,450	22,672	16,900	5,772		
Municipal Court—Beverly Hills			20,237	21,248	17,277	3,971		
Municipal Court—Burbank			1,500	9,295	5,274	4,021		
Municipal Court—Compton	25,656.70	10,400.15	23,571	25,000	18,000	7,000		
Municipal Court—Downey			2,500	4,146		4,146		
Municipal Court—East Los Angeles				2,163	820	1,343		
Municipal Court—El Monte			4,000	6,604	2,000	4,604		
Municipal Court—Glendale	28,403.86	10,977.45	20,800	16,400	12,000	4,400		
Municipal Court—Inglewood	22,481.28	9,663.20	18,000	21,000	14,500	6,500		
Municipal Court—Long Beach	81,283.19	35,971.30	74,500	60,672	37,152	23,520		
Municipal Court—Los Angeles	764,905.87	347,361.89	727,000	697,250	381,000	316,250		
Municipal Court—Los Cerritos			500	2,100		2,100		
Municipal Court—Pasadena	31,125.84	14,392.10	30,600	25,635	15,822	9,813		
Municipal Court—San Antonio			5,000	17,692	13,012	4,680		
Municipal Court—San Jose				3,728	2,542	1,186		
Municipal Court—Santa Anita				17,781	16,154	1,627		
Municipal Court—Santa Monica	27,008.44	13,872.65	28,523	29,000	20,000	9,000		
Municipal Court—South Bay				4,340	3,000	1,340		
Municipal Court—South Gate				5,686	4,778	908		
Municipal Court—Whittier			14,524	4,400	2,000	2,400		
Justice Courts	45,379.80	21,693.55	40,000	12,717		12,717		
County Clerk	1,074,473.00	581,423.07	1,200,000	1,200,000		1,200,000		
Coroner	74,075.84	36,456.53	74,600	74,600		74,600		
Sheriff	165,688.48	124,063.90	176,000	150,500	22,500	128,000		
Marshal—Municipal Courts	269,215.95	167,190.31	400,000	457,589		457,589		
Mechanical Department	6,537.84	4,933.36	5,500	2,000	2,000			
Janitors	901.90	416.90	900	900	900			
Recorder	2,216,288.40	971,430.23	1,835,000	1,796,500	100	1,796,400		
Public Administrator	86,268.27	66,148.17	120,000	125,000		125,000		
Forester and Firewarden	17,340.63	9,775.48	14,800	12,000	12,000			
Agricultural Department	73,299.59	34,231.94	91,950	98,388	27,100	71,288		
Pound Department	21,345.34	9,833.58	21,950	23,450	23,450			
Health Department	56,206.69	28,155.82	67,000	80,000	25,000	55,000		
Road Department	35,155.22	42,540.35	330,000	30,000			30,000	Motor Vehicle
Charities—Administration		125.00	150					
Charities—Resources & Collections	2,223.87		1,000	3,500	3,500			
Charities—General Hospital	18,045.81	33,940.34	81,150	49,374	40,350	9,024		
Charities—Harbor General Hospital	11,542.56	13,306.88	15,000	29,726	29,726			

RECAPITULATION OF REVENUE ACCRUALS OTHER THAN GENERAL PROPERTY TAXES—Continued

Classification	Actual Prior Year 1950-51	Actual Current Year to 1-1-1952	Estimated Current Year 1951-52	Estimated Current Year 1952-53	FUNDS— General	Salary	All Other	Name of Fund
GENERAL AND SPECIAL COUNTY —Continued								
Fees, Commissions and Miscellaneous Revenue—Continued								
Charities—Olive View Sanatorium	10,448.27	4,868.88	9,750	10,901	10,901			
Charities—Long Beach General Hospital	22,843.16	48,204.98	102,500	111,479	111,479			
Charities—Rancho Los Amigos	35,759.72	34,358.40	68,500	77,200	77,200			
Charities—Warm Springs Camp	272.15	192.60	400	420	420			
Charities—Acton Camp	1,021.34	20.60	50	10	10			
Charities—Property Royalties	45,098.99							
Charities—Public Assistance	739.74	37.08	150	150	150			
Public Welfare Commission		8.90	10					
Jail	4,963.77	2,190.75	6,800	6,000	6,000			
Jail Store	50,156.11	73.80	342,500	42,500	42,500			
Wayside Honor Rancho	1,841.33	1,429.34	2,000	2,000	2,000			
Juvenile Hall	1,494.61	549.65	1,020	1,020	1,020			
Probation Department	2,134.51	3,469.46	4,250	1,300	1,300			
Biscailuz Center	1,381.65	340.50	900	1,500	1,500			
Superintendent of Schools	405.81	141.32	250	275	275			
School Library Service	83,504.00	21,676.80	80,000	80,000			80,000	S.L.S.
County Art Institute	61,302.96	9,826.84	61,638	63,744	63,744			
Public Library	85,162.72	68,670.59	99,454	118,857			118,857	Public Library
County Museum	4,951.54	1,610.68	7,760	5,220	5,220			
Parks & Recreation Department	165,246.30	104,123.22	170,000	175,000	175,000			
Telephone Department	2,257.86	978.92	3,000	5,035	5,035			
Patriotic Hall	295.48	255.24	275	6,000	6,000			
Mechanical Service	11,995.05	86.79	100					
Statutory Payments—Bond Acts			1,000					
Workmen's Compensation Refund	110,453.68		159,250	109,018	109,018			
Insurance Refund			15,000					
Bellflower Development		1,600.00	9,330	19,310			19,310	Bellflower Dev.
Downey Development			11,570	34,205			34,205	Downey Dev.
East Los Angeles Development			12,000	27,960			27,960	East L. A. Dev.
Lancaster Development	1,000.00		4,743	21,390			21,390	Lancaster Dev.
Montrose Development			6,100	8,960			8,960	Montrose Dev.
Temple City Development			3,300	5,555			5,555	Temple City D.
Walnut Park Development			3,350	13,140			13,140	Walnut Pk. Dev.
Various Special Funds	322,045.18	285,827.76						
Total Fees, Commissions and Miscellaneous Revenue	**$ 7,194,146.74**	**$ 3,511,700.88**	**$ 7,636,397**	**$ 7,084,301**	**$ 1,613,103**	**$ 5,111,821**	**$ 359,377**	
Special Services								
Bureau of Resources:								
Care of Inmates:								
General Hospital	$ 1,419,284.84	$ 651,379.12	$ 1,335,000	$ 1,837,500	$ 1,837,500	$	$	
Harbor General Hospital	199,725.70	88,501.35	180,000	241,500	241,500			
Long Beach General Hospital	20,813.29	10,448.86	20,000	29,500	29,500			
Olive View Sanatorium	97,254.89	56,936.61	115,000	120,500	120,500			
Rancho Los Amigos	592,825.77	235,802.66	470,000	641,000	641,000			
Warm Springs Camp	1,713.74	908.92	1,200	1,400	1,400			
Acton Camp	4,404.44	1,777.86	3,550	5,000	5,000			

RECAPITULATION OF REVENUE ACCRUALS OTHER THAN GENERAL PROPERTY TAXES—Continued

Classification	Actual Prior Year 1950-51	Actual Current Year to 1-1-1952	Estimated Current Year 1951-52	Estimated Current Year 1952-53	FUNDS General	FUNDS Salary	FUNDS All Other	Name of Fund
GENERAL AND SPECIAL COUNTY —Continued								
Special Services—Continued								
Bureau of Resources:—Continued								
Care of Inmates:—Continued								
Medical Research Project No. 1	57,540.66	28,301.80	190,000	220,000			220,000	M.R. No. 1
Medical Research Project No. 2	2,619.53	2,551.61	5,000	5,000			5,000	M.R. No. 2
Medical Research Project No. 3	3,224.89	1,893.65	5,000	3,500			3,500	M.R.P. No. 3
Care of Indigents	236,311.90	108,880.66	230,000	336,000	336,000			
Adoptions				10,000	10,000			
Physically Handicapped Children				27,000	27,000			
General Hospital— Outpatient Clinic	11,831.39	6,302.58	12,600	12,600	12,600			
Harbor General Hospital— Outpatient Clinic	875.50	439.50	860	880	880			
Rancho Los Amigos— Outpatient Clinic	5,428.60	3,082.80	6,000	6,000	6,000			
State Institutions—Care of Inmates	207,121.04	102,129.39	200,000	208,200	208,200			
Court Wards—Mental Health— Care of Inmates	16,922.47	7,796.22	14,000	12,000	12,000			
El Retiro—Care of Inmates	7,449.13	3,893.27	8,000	7,500	7,500			
Probation Department—Care of Juvenile Court Wards	93,246.46	48,662.39	95,000	102,708	102,708			
Jail-Care of Federal and City Prisoners	53,616.93	13,618.30	50,000	62,000	62,000			
Total Special Services	$ 3,032,211.17	$ 1,373,307.55	$ 2,941,210	$ 3,889,788	$ 3,661,288	$	$ 228,500	
Sale of Property								
Real Estate and Improvements	$ 656,834.61	$ 31,595.80	$ 40,000	$ 1,200,000	$ 1,200,000	$	$	
Personal Property	16,890.57	31,737.26	34,000	35,000	35,000			
Total Sale of Property	$ 673,725.18	$ 63,333.06	$ 74,000	$ 1,235,000	$ 1,235,000	$	$	
TOTAL GENERAL AND SPECIAL COUNTY	$167,557,119.66	$88,003,991.37	$171,131,617	$175,825,855	$150,617,694	$ 5,690,821	$19,517,340	
SPECIAL DISTRICTS								
Under Supervision of Board of Supervisors								
Fire Protection	$ 22,052.71	$ 17,672.08	$ 19,500	$ 20,000	$	$	$ 20,000	F.P.D.
Flood Control	2,495,861.69	1,329,994.03	2,750,000	2,363,736			2,363,736	F.C.M.
Park, Recreation and Parkway	7,084.20	7,102.71	8,500	7,000			7,000	P.R. & P.D.
Sewer Maintenance	103,409.59	40,888.67	60,000					
Waterworks	196,078.34	99,121.89	198,500	776,626			776,626	W. D.
TOTAL SPECIAL DISTRICTS	$ 2,824,486.53	$ 1,494,779.38	$ 3,036,500	$ 3,167,362		$	$ 3,167,362	
GRAND TOTAL	$170,381,606.19	$89,498,770.75	$174,168,117	$178,993,217	$150,617,694	$ 5,690,821	$22,684,702	

RECAPITULATION OF REVENUE ACCRUALS OTHER THAN GENERAL PROPERTY TAXES—Continued

Classification	Actual Prior Year 1950-51	Actual Current Year to 1-1-1952	Estimated Current Year 1951-52	Estimated Fiscal Year 1952-53	FUNDS			Name of Fund
					General	Salary	All Other	
SUMMARIZATION								
BY CLASSIFICATION								
County								
Taxes and Penalties	$ 602,250.73	$ 849,767.85	$ 896,721	$ 1,304,070	$ 793,070	$ 510,000	1,000	
Subventions and Grants	149,830,468.49	79,599,847.25	152,479,499	154,758,976	136,666,271	39,000	18,053,705	
Licenses and Permits	2,672,927.03	974,738.96	2,187,500	2,450,403	2,420,403	30,000		
Fines and Penalties	1,801,632.43	986,788.12	1,926,253	1,715,300	840,542		874,758	
Public Service Privileges	472,052.01	39,779.47	852,250	764,500	764,500			
Rent of Property	174,056.67	196,200.63	677,787	1,063,517	1,063,517			
Interest	1,103,649.21	408,527.60	1,460,000	1,560,000	1,560,000			
Fees, Commissions and Miscellaneous Revenue	7,194,146.74	3,511,700.88	7,636,397	7,084,301	1,613,103	5,111,821	359,377	
Special Services	3,032,211.17	1,373,307.55	2,941,210	3,889,788	3,661,288		228,500	
Sale of Property	673,725.18	63,333.06	74,000	1,235,000	1,235,000			
Total County	**$167,557,119.66**	**$88,003,991.37**	**$171,131,617**	**$175,825,855**	**$150,617,694**	**$ 5,690,821**	**$19,517,340**	
Special Districts	**$ 2,824,486.53**	**$ 1,494,779.38**	**$ 3,036,500**	**$ 3,167,362**	**$**	**$**	**$ 3,167,362**	
GRAND TOTAL	**$170,381,606.19**	**$89,498,770.75**	**$174,168,117**	**$178,993,217**	**$150,617,694**	**$ 5,690,821**	**$22,684,702**	
BY FUNDS								
General County								
General Fund:								
General Purposes	$143,798,157.95	$75,737,490.94	$145,913,390	$150,617,694				
Salary Fund	5,487,882.59	2,893,731.72	5,706,750	5,690,821				
Accumulative Capital Outlay Fund	9,580.93	795.85	800	1,000				
Total General County	**$149,295,621.47**	**$78,632,018.51**	**$151,620,940**	**$156,309,515**				
Special County								
Aviation	$ 17,405.01	$ 15,930.16	$ 18,000	$				
Public Health Fund	373,835.53	195,631.00	391,262	391,262				
Medical Research Fund No. 1	57,540.66	28,301.80	190,000	220,000				
Medical Research Fund No. 2	2,619.53	2,551.61	5,000	5,000				
Medical Research Fund No. 3	3,224.89	1,893.65	5,000	3,500				
Public Library Fund	85,162.72	68,670.59	99,450	118,857				
School Library Service Fund	83,504.00	21,676.80	80,000	80,000				
Jail Store Fund		137,379.22	300,000					
Bellflower Development Fund		1,600.00	9,330	19,310				
Downey Development Fund			11,570	34,205				
East Los Angeles Development Fund			12,000	27,960				
Lancaster Development Fund	1,000.00		4,743	21,390				
Montrose Development Fund			6,100	8,960				
Temple City Development Fund			3,300	5,555				
Walnut Park Development Fund			3,350	13,140				

RECAPITUATION OF REVENUE ACCRUALS OTHER THAN GENERAL PROPERTY TAXES—Continued

SUMMARIZATION—Continued

Classification	Actual Prior Year 1950-51	Actual Current Year to 1-1-1952	Estimated Current Year 1951-52	Estimated Fiscal Year 1952-53	FUNDS: General	FUNDS: Salary	FUNDS: All Other	Name of Fund
BY FUNDS—Continued								
Special County—Continued								
Special Road Fund	911,641.56	501,931.84	1,064,905	874,758				
Motor Vehicle Fund	15,613,503.40	8,246,931.92	17,006,667	17,692,443				
Various Special Funds	1,112,060.89	149,474.27	300,000					
Total Special County	**$ 18,261,498.19**	**$ 9,371,972.86**	**$ 19,510,677**	**$ 19,516,340**				
Total County	**$167,557,119.66**	**$88,003,991.37**	**$171,131,617**	**$175,825,855**				
Special Districts								
Fire Protection	$ 22,052.71	$ 17,672.08	$ 19,500	$ 20,000				
Flood Control	2,495,861.69	1,329,994.03	2,750,000	2,363,736				
Park, Recreation & Parkway	7,084.20	7,102.71	8,500	7,000				
Sewer Maintenance	103,409.59	40,888.67	60,000					
Waterworks	196,078.34	99,121.89	198,500	776,626				
Total Special Districts	**$ 2,824,486.53**	**$ 1,494,779.38**	**$ 3,036,500**	**$ 3,167,362**				
GRAND TOTAL	**$170,381,606.19**	**$89,498,770.75**	**$174,168,117**	**$178,993,217**				

Comparative Statement—Departmental Budget Appropriations

Department	Fiscal Year 1951-52	Fiscal Year 1952-53	Increase	Decrease
GENERAL GOVERNMENT				
Board of Supervisors	$ 828,574	$ 684,341	$	$ 144,233
Equalization Expense—Supervisors	4,330	4,330		
Property Management		103,510	103,510	
Rent and Taxes	20,548	1,295,744	1,275,196	
Auditor—Controller	1,570,699	1,655,170	84,471	
Treasurer	285,168	289,159	3,991	
Assessor	3,893,971	3,897,373	3,402	
Tax Collector	1,064,305	1,126,849	62,544	
Purchasing and Stores	612,758	611,504		1,254
Bindery and Microfilm Service	995	250		745
District Attorney	1,194,249	1,255,874	61,625	
County Counsel	385,228	406,492	21,264	
Public Defender	169,452	188,770	19,318	
Civil Service Commission	571,723	556,781		14,942
Surveyor	1,759,373	1,579,133		180,240
Blueprint Service	8,362	8,400	38	
County Engineer	2,070,841	2,207,797	136,956	
Regional Planning Commission	399,068	421,318	22,250	
Registrar of Voters	1,406,448	1,229,640		176,808
Election Expense—Supervisors	564,041	578,204	14,163	
Municipal Court—Alhambra Judicial District	87,901	106,195	18,294	
Municipal Court—Beverly Hills Judicial District	32,591	72,680	40,089	
Municipal Court—Burbank Judicial District	34,442	66,178	31,736	
Municipal Court—Compton Judicial District	100,422	118,824	18,402	
Municipal Court—Downey Judicial District	23,987	43,750	19,763	
Municipal Court—East Los Angeles Judicial District		38,080	38,080	
Municipal Court—El Monte Judicial District		44,518	44,518	
Municipal Court—Glendale Judicial District	98,842	95,041		3,801
Municipal Court—Inglewood Judicial District	85,151	108,656	23,505	
Municipal Court—Long Beach Judicial District	260,854	222,501		38,353
Municipal Court—Los Angeles Judicial District	2,191,779	2,010,769		181,010
Municipal Court—Los Cerritos Judicial District	31,805	42,205	10,400	
Municipal Court—Pasadena Judicial District	123,577	154,072	30,495	
Municipal Court—San Antonio Judicial District		100,393	100,393	
Municipal Court—San Jose Judicial District		25,855	25,855	
Municipal Court—Santa Anita Judicial District		27,630	27,630	
Municipal Court—Santa Monica Judicial District	108,342	108,295		47
Municipal Court—South Bay Judicial District		46,026	46,026	
Municipal Court—South Gate Judicial District		27,883	27,883	
Municipal Court—Whittier Judicial District		44,856	44,856	
Justice Courts	454,680	195,814		258,866
Superior Court	2,450,470	2,430,719		19,751
Grand Jury	54,500	39,775		14,725
County Clerk	1,343,963	1,445,415	101,452	
Central Duplicating Bureau		8,185	8,185	
Coroner	286,745	298,039	11,294	
Sheriff	5,960,921	6,460,966	500,045	
Marshal—Municipal Courts	764,148	1,244,990	480,842	
Mechanical Department	1,411,532	2,906,615	1,495,083	
Fire Apparatus and Motor Vehicles	276,343	750,000	473,657	
Janitors	688,987	753,614	64,627	
TOTAL GENERAL GOVERNMENT	**$ 33,682,115**	**$ 38,139,178**	**$ 4,457,063**	**NET**

COMPARATIVE STATEMENT—DEPARTMENTAL BUDGET APPROPRIATIONS—Continued

Department	Fiscal Year 1951-52	Fiscal Year 1952-53	Increase	Decrease
PROTECTION TO PERSON AND PROPERTY				
Recorder and Registrar of Titles	$ 915,454	$ 923,385	$ 7,931	$
Public Administrator	221,246	212,103		9,143
Farm Advisor	59,244	50,042		9,202
Forester and Fire Warden	1,930,382	2,002,247	71,865	
Agricultural Department	517,830	525,366	7,536	
Live Stock Department	146,041	135,038		11,003
Sealer of Weights and Measures	230,025	236,700	6,675	
Pound Department	148,457	176,887	28,430	
TOTAL PROTECTION TO PERSON AND PROPERTY	**$ 4,168,679**	**$ 4,261,768**	**$ 93,089**	**NET**
HEALTH AND SANITATION				
Health Department	$ 2,783,721	$ 2,780,690	$	$ 3,031
Health Department—Public Health Fund	409,320	405,881		3,439
Air Pollution Control District Hearing Board	41,736	33,483		8,253
Air Pollution Control District	664,889	614,745		50,144
TOTAL HEALTH AND SANITATION	**$ 3,899,666**	**$ 3,834,799**	**$**	**$ 64,867**
HIGHWAYS AND BRIDGES				
Road Department				
Motor Vehicle Fund	$ 25,271,300	$ 24,004,303	$	$1,266,997
General Road Fund		46,000	46,000	
Special Road Fund	998,093	874,758		123,335
Supervisorial Road District No. 1 Fund	161,248	228,301	67,053	
Supervisorial Road District No. 2 Fund	29,338	20,650		8,688
Supervisorial Road District No. 3 Fund	11,019	12,444	1,425	
Supervisorial Road District No. 4 Fund	69,651	79,396	9,745	
Supervisorial Road District No. 5 Fund	57,993	63,906	5,913	
TOTAL HIGHWAYS AND BRIDGES	**$ 26,598,642**	**$ 25,329,758**	**NET**	**$1,268,884**
CHARITIES, HOSPITALS AND CORRECTIONS				
Charities—Administration	$ 213,147	$ 197,634	$	$ 15,513
Charities—Adoptions	247,482	281,227	33,745	
Charities—Medical Social Service	1,258,456	1,082,185		176,271
Charities—Physically Handicapped Children	806,213	862,555	56,342	
Charities—Resources and Collections	556,123	595,397	39,274	
Charities—General Hospital	16,391,621	17,360,718	969,097	
Charities—Rancho Los Amigos	4,421,406	4,528,033	106,627	
Charities—Olive View Sanitorium	3,613,012	3,718,885	105,873	
Charities—Harbor General Hospital	3,185,824	3,566,733	380,909	
Charities—Long Beach General Hospital	909,251	1,072,421	163,170	
Charities—Acton Camp	192,207	167,697		24,510
Charities—Warm Springs Camp	128,745	96,657		32,088
Charities—Medical Research Funds	260,000	290,000	30,000	
Charities—Public Assistance	10,263,939	9,132,073		1,131,866
Indigent Aid	7,853,166	7,900,977	47,811	
Aid to Needy Children	29,570,419	29,534,411		36,008
Aid to Needy Blind	4,781,900	4,932,663	150,763	
Aid to Partially Self-Supporting Blind	337,891	234,797		103,094
Old Age Assistance	98,719,540	96,103,804		2,615,736
Public Welfare Commission	231,802	253,289	21,487	
State Hospitals	488,440	479,520		8,920
State Reform Schools	185,000	170,000		15,000
Mental Health Department—Court Wards	510,544	855,341	344,797	
California School for Deaf and Blind	1,300	1,300		
Alcoholic Clinic	10,000			10,000
Jail	1,576,812	1,571,671		5,141
Wayside Honor Rancho	1,096,137	1,081,214		14,923
Detention Camps	78,433	69,460		8,973
Wages to Prisoners	1,000	1,000		
Juvenile Hall	915,293	912,221		3,072
Probation Department	2,723,594	2,753,860	30,266	
Care of Juvenile Court Wards	840,682	870,794	30,112	
Biscailuz Center	294,356	299,588	5,232	
Youth Committee	22,335	23,408	1,073	
TOTAL CHARITIES, HOSPITALS AND CORRECTIONS	**$192,686,070**	**$191,001,533**	**NET**	**$1,684,537**

COMPARATIVE STATEMENT—DEPARTMENTAL BUDGET APPROPRIATIONS—Continued

Department	Fiscal Year 1951-52	Fiscal Year 1952-53	Increase	Decrease
EDUCATION				
Superintendent of Schools	$ 299,243	$ 315,658	$ 16,415	$
Superintendent of Schools—Special Schools	60,322	80,870	20,548	
School Library Service	80,000	80,000		
County Art Institute	72,444	64,110		8,334
Public Library	1,157,110	1,286,184	129,074	
TOTAL EDUCATION	**$ 1,669,119**	**$ 1,826,822**	**$ 157,703**	**NET**
RECREATION				
History, Science and Art	$ 544,300	$ 586,615	$ 42,315	$
Parks and Recreation Department	3,317,760	3,235,475		82,285
TOTAL RECREATION	**$ 3,862,060**	**$ 3,822,090**	**NET**	**$ 39,970**
MISCELLANEOUS UNCLASSIFIED				
Soldier Burials	$ 2,640	$ 1,950	$	$ 690
Telephone Department	478,837	1,028,325	549,488	
Mechanical Service	104,000	75,000		29,000
Assessments and Special District Taxes	26,378	23,163		3,215
Statutory Payments—Bond Acts	200			200
Insurance	389,000	276,100		112,900
Maintenance of Unassigned County Equipment	5,500	5,500		
Judgments and Damages	35,000	35,000		
Patriotic Hall	60,962	64,361	3,399	
Workmen's Compensation	531,000	715,550	184,550	
County Employees' Retirement Fund	4,990,167	5,989,000	998,833	
Off-Street Parking		130,520	130,520	
Exploitation	555,500	629,690	74,190	
Exposition	29,700	16,200		13,500
Aid to Other Governments and Non-profit Organizations	388,078	463,861	75,783	
County Fair Grounds	1,000,000	755,000		245,000
Reimbursement to Subdividers	529,150	350,000		179,150
Capital Projects	4,955,802	6,945,534	1,989,732	
TOTAL MISCELLANEOUS UNCLASSIFIED	**$ 14,081,914**	**$ 17,504,754**	**$ 3,422,840**	**NET**
INTEREST				
Contagious Disease Hospital Bonds	$ 50,000	$ 158,333	$ 108,333	$
Juvenile Hall Center Bonds	35,000	70,948	35,948	
TOTAL INTEREST	**$ 85,000**	**$ 229,281**	**$ 144,281**	**$**
REDEMPTION OF DEBT				
Contagious Disease Hospital Bonds	$	$ 250,000	$ 250,000	$
Juvenile Hall Center Bonds		175,000	175,000	
TOTAL REDEMPTION OF DEBT	**$**	**$ 425,000**	**$ 425,000**	**$**
RESERVES				
Unappropriated	$ 93,960	$ 6,778,694	$ 6,684,734	$
General	5,720,000	5,680,437		39,563
TOTAL RESERVES	**$ 5,813,960**	**$ 12,459,131**	**$ 6,645,171**	**NET**
ESTIMATED DELINQUENCY	**$ 2,758,300**	**$ 2,007,513**	**$**	**$ 750,787**
GRAND TOTAL	**$289,305,525**	**$300,841,627**	**$ 11,536,102**	**NET**

COMPARATIVE STATEMENT—DEPARTMENTAL BUDGET APPROPRIATIONS—Continued

Department	Fiscal Year 1951-52	Fiscal Year 1952-53	Increase	Decrease
SUMMARIZATION				
BY ORGANIZATION CLASSIFICATION				
General Government	$ 33,682,115	$ 38,139,178	$ 4,457,063	$
Protection to Person and Property	4,168,679	4,261,768	93,089	
Health and Sanitation	3,899,666	3,834,799		64,867
Highways and Bridges	26,598,642	25,329,758		1,268,884
Charities, Hospitals and Corrections	192,686,070	191,001,533		1,684,537
Education	1,669,119	1,826,822	157,703	
Recreation	3,862,060	3,822,090		39,970
Miscellaneous Unclassified	14,081,914	17,504,754	3,422,840	
Interest and Debt Redemption	85,000	654,281	569,281	
Reserves	5,813,960	12,459,131	6,645,171	
Estimated Delinquency	2,758,300	2,007,513		750,787
GRAND TOTAL	$289,305,525	$300,841,627	$ 11,536,102	$ NET
BY FUNDS				
General Fund:				
For General Purposes	$172,329,173	$172,178,637	$	$ 150,536
For Exploitation	555,500	629,690	74,190	
For Exposition	29,700	16,200		13,500
For Statutory Payments—Bond Acts	200			200
Total General Fund	$172,914,573	$172,824,527	$ 74,190	$ 164,236
Salary Fund	78,849,541	82,783,396	3,933,855	
Accumulative Capital Outlay Fund	200,000	2,600,000	2,400,000	
Contagious Disease Hospital I & S Fund	50,000	408,333	358,333	
Juvenile Hall Center I & S Fund	35,000	245,948	210,948	
Aviation Fund	112,600			112,600
Public Health Fund	409,320	405,881		3,439
Medical Research Fund No. 1	250,000	250,000		
Medical Research Fund No. 2	5,000	30,000	25,000	
Medical Research Fund No. 3	5,000	10,000	5,000	
Public Library Fund	1,147,546	1,276,620	129,074	
School Library Service Fund	80,000	80,000		
Bellflower Development Fund	11,432	19,310	7,878	
Downey Development Fund	22,817	34,205	11,388	
East Los Angeles Development Fund	11,253	27,960	16,707	
Lancaster Development Fund	8,689	21,390	12,701	
Montrose Development Fund	9,843	8,960		883
Temple City Development Fund	3,300	5,555	2,255	
Walnut Park Development Fund	8,709	13,140	4,431	
General Road Fund		46,000	46,000	
Special Road Fund	998,093	874,758		123,335
Motor Vehicle Fund	25,271,300	24,004,303		1,266,997
Supervisorial Road District No. 1 Fund	161,248	228,301	67,053	
Supervisorial Road District No. 2 Fund	29,338	20,650		8,688
Supervisorial Road District No. 3 Fund	11,019	12,444	1,425	
Supervisorial Road District No. 4 Fund	69,651	79,396	9,745	
Supervisorial Road District No. 5 Fund	57,993	63,906	5,913	
Unappropriated Reserve	93,960	6,778,694	6,684,734	
General Reserve	5,720,000	5,680,437		39,563
Estimated Delinquency	2,758,300	2,007,513		750,787
GRAND TOTAL	$289,305,525	$300,841,627	$ 11,536,102	$ NET

NOTE: Appropriations for 1951-52 are as allowed in original Budget and do not include subsequent appropriations made or cancelled during the fiscal year. See Schedule of Special Statements.

RECAPITULATION OF EXPENDITURES - Table 5

General Government

Classification	EXPENDITURES Actual Prior Year 1950-51	Estimated Current Year 1951-1952	Requested Fiscal Year 1952-1953	Allowed Fiscal Year 1952-1953	Name of Fund
Board of Supervisors					
Salaries and Wages	$ 533,692.09	$ 581,000	$ 533,376	$ 531,279	Salary
Maintenance and Operation	171,375.63	134,751	145,642	144,827	General
Capital Outlay	6,713.18	550	8,435	8,235	General
Total Board of Supervisors	**$ 711,780.90**	**$ 716,301**	**$ 687,453**	**$ 684,341**	
Equalization Expense—Supervisors					
Salaries and Wages	$ 813.20	$ 3,700	$ 3,780	$ 3,780	Salary
Maintenance and Operation	307.43	548	550	550	General
Total Equalization Expense	**$ 1,120.63**	**$ 4,248**	**$ 4,330**	**$ 4,330**	
Property Management					
Salaries and Wages	$	$	$ 79,980	$ 68,220	Salary
Maintenance and Operation			134,025	31,225	General
Capital Outlay			4,065	4,065	General
Total Property Management	**$**	**$**	**$ 218,070**	**$ 103,510**	
Rent and Taxes					
Maintenance and Operation	$ 476,654.64	$ 21,000	$ 1,296,944	$ 1,295,744	General
Auditor-Controller					
Salaries and Wages	$ 1,136,541.60	$ 1,257,500	$ 1,443,620	$ 1,356,178	Salary
Maintenance and Operation	234,810.30	282,426	247,822	220,222	General
Capital Outlay	101,313.90	9,903	95,976	78,770	General
Total Auditor-Controller	**$ 1,472,665.80**	**$ 1,549,829**	**$ 1,787,418**	**$ 1,655,170**	
Treasurer					
Salaries and Wages	$ 209,331.62	$ 236,300	$ 262,836	$ 247,964	Salary
Maintenance and Operation	33,435.34	34,536	35,355	34,952	General
Capital Outlay	13,498.45	8,360	7,643	6,243	General
Total Treasurer	**$ 256,265.41**	**$ 279,196**	**$ 305,834**	**$ 289,159**	
Assessor					
Salaries and Wages	$ 2,943,740.12	$ 3,470,100	$ 3,478,290	$ 3,467,718	Salary
Maintenance and Operation	345,416.00	385,480	388,637	383,886	General
Capital Outlay	24,428.31	27,687	46,464	45,769	General
Total Assessor	**$ 3,313,584.43**	**$ 3,883,267**	**$ 3,913,391**	**$ 3,897,373**	
Tax Collector					
Salaries and Wages	$ 768,015.41	$ 839,800	$ 935,788	$ 880,446	Salary
Maintenance and Operation	217,166.58	223,994	234,773	231,759	General
Capital Outlay	20,946.85	11,790	16,034	14,644	General
Total Tax Collector	**$ 1,006,128.84**	**$ 1,075,584**	**$ 1,186,595**	**$ 1,126,849**	
Purchasing and Stores Department					
Salaries and Wages	$ 448,920.04	$ 567,500	$ 627,256	$ 569,448	Salary
Maintenance and Operation	13,424.07	20,864	22,571	23,143	General
Capital Outlay	9,001.60	24,365	25,428	18,913	General
Total Purchasing and Stores Department	**$ 471,345.71**	**$ 612,729**	**$ 675,255**	**$ 611,504**	

GENERAL GOVERNMENT—Continued

Classification	EXPENDITURES Actual Prior Year 1950-51	Estimated Current Year 1951-1952	Requested Fiscal Year 1952-1953	Allowed Fiscal Year 1952-1953	Name of Fund
Bindery and Microfilm Service					
Maintenance and Operation	$Cr. 14,974.54	$Cr. 10,600	$	$	General
Capital Outlay	2,976.90	995	250	250	General
Total Bindery and Microfilm Service	**$Cr. 11,997.64**	**$Cr. 9,005**	**$ 250**	**$ 250**	
District Attorney					
Salaries and Wages	$ 989,170.62	$ 1,090,000	$ 1,210,475	$ 1,156,869	Salary
Maintenance and Operation	81,990.84	110,235	100,170	92,835	General
Capital Outlay	8,101.73	2,995	14,440	6,170	General
Total District Attorney	**$ 1,079,263.19**	**$ 1,203,230**	**$ 1,325,085**	**$ 1,255,874**	
County Counsel					
Salaries and Wages	$ 322,240.81	$ 356,400	$ 381,770	$ 376,207	Salary
Maintenance and Operation	17,945.67	26,013	27,310	26,310	General
Capital Outlay	4,832.78	1,660	4,331	3,975	General
Total County Counsel	**$ 345,019.26**	**$ 384,073**	**$ 413,411**	**$ 406,492**	
Public Defender					
Salaries and Wages	$ 150,288.34	$ 163,100	$ 188,958	$ 182,951	Salary
Maintenance and Operation	3,405.33	5,886	6,173	4,914	General
Capital Outlay	284.88	355	1,165	905	General
Total Public Defender	**$ 153,978.55**	**$ 169,341**	**$ 196,296**	**$ 188,770**	
Civil Service Commission					
Salaries and Wages	$ 460,101.18	$ 490,000	$ 547,759	$ 510,615	Salary
Maintenance and Operation	74,558.51	77,661	48,927	41,208	General
Capital Outlay	7,884.94	3,483	13,523	4,958	General
Total Civil Service Commission	**$ 542,544.63**	**$ 571,144**	**$ 610,209**	**$ 556,781**	
Surveyor					
Salaries and Wages	$ 1,269,173.62	$ 1,643,300	$ 1,809,650	$ 1,457,374	Salary
Maintenance and Operation	88,025.57	111,171	108,251	104,751	General
Capital Outlay	19,459.59	11,900	24,898	17,008	General
Total Surveyor	**$ 1,376,658.78**	**$ 1,766,371**	**$ 1,942,799**	**$ 1,579,133**	
Blueprint Service					
Maintenance and Operation	$Cr. 9,884.99	$ 6,500	$ 8,400	$ 8,400	General
County Engineer					
Salaries and Wages	$ 1,604,054.08	$ 1,829,800	$ 2,254,336	$ 2,033,780	Salary
Maintenance and Operation	197,988.13	239,128	166,884	160,384	General
Capital Outlay	7,139.40	15,513	22,937	13,633	General
Total County Engineer	**$ 1,809,181.61**	**$ 2,084,441**	**$ 2,444,157**	**$ 2,207,797**	
Regional Planning Commission					
Salaries and Wages	$ 350,849.46	$ 371,600	$ 402,169	$ 392,198	Salary
Maintenance and Operation	27,061.32	23,619	27,886	26,436	General
Capital Outlay	3,127.17	2,859	2,760	2,684	General
Total Regional Planning Commission	**$ 381,037.95**	**$ 398,078**	**$ 432,815**	**$ 421,318**	
Registrar of Voters					
Salaries and Wages	$ 582,906.82	$ 754,600	$ 872,435	$ 762,717	Salary
Maintenance and Operation	289,045.00	620,131	470,541	442,160	General
Capital Outlay	20,136.15	40,285	69,676	24,763	General
Total Registrar of Voters	**$ 892,087.97**	**$ 1,415,016**	**$ 1,412,652**	**$ 1,229,640**	

GENERAL GOVERNMENT—Continued

Classification	EXPENDITURES Actual Prior Year 1950-51	Estimated Current Year 1951-1952	Requested Fiscal Year 1952-1953	Allowed Fiscal Year 1952-1953	Name of Fund
Election Expense—Supervisors					
Maintenance and Operation	$ 556,540.91	$ 565,315	$ 578,204	$ 578,204	General
Municipal Court—Alhambra Judicial District					
Salaries and Wages	$ 36,494.80	$ 63,900	$ 94,720	$ 92,220	Salary
Maintenance and Operation	10,042.25	25,643	18,961	10,075	General
Capital Outlay	12,152.04	576	4,965	3,900	General
Total Municipal Court—Alhambra Judicial District	**$ 58,689.09**	**$ 90,119**	**$ 118,646**	**$ 106,195**	
Municipal Court—Beverly Hills Judicial District					
Salaries and Wages	$	$ 25,400	$ 62,162	$ 59,698	Salary
Maintenance and Operation		6,000	10,577	10,407	General
Capital Outlay		1,125	2,870	2,575	General
Total Municipal Court—Beverly Hills Judicial District	**$**	**$ 32,525**	**$ 75,609**	**$ 72,680**	
Municipal Court—Burbank Judicial District					
Salaries and Wages	$	$ 26,900	$ 57,878	$ 56,636	Salary
Maintenance and Operation		6,000	8,585	8,485	General
Capital Outlay		1,500	1,510	1,057	General
Total Municipal Court—Burbank Judicial District	**$**	**$ 34,400**	**$ 67,973**	**$ 66,178**	
Municipal Court—Compton Judicial District					
Salaries and Wages	$ 62,772.91	$ 79,300	$ 107,220	$ 103,020	Salary
Maintenance and Operation	15,268.34	21,101	24,556	14,851	General
Capital Outlay	1,412.94	2,032	953	953	General
Total Municipal Court—Compton Judicial District	**$ 79,454.19**	**$ 102,433**	**$ 132,729**	**$ 118,824**	
Municipal Court—Downey Judicial District					
Salaries and Wages	$	$ 15,800	$ 35,981	$ 34,980	Salary
Maintenance and Operation			9,420	7,805	General
Capital Outlay			3,205	965	General
Total Municipal Court—Downey Judicial District	**$**	**$ 15,800**	**$ 48,606**	**$ 43,750**	
Municipal Court—East Los Angeles Judicial District					
Salaries and Wages	$	$	$ 26,742	$ 26,742	Salary
Maintenance and Operation			8,260	8,260	General
Capital Outlay			3,078	3,078	General
Total Municipal Court—East Los Angeles Judicial District	**$**	**$**	**$ 38,080**	**$ 38,080**	
Municipal Court—El Monte Judicial District					
Salaries and Wages	$	$	$ 34,830	$ 33,655	Salary
Maintenance and Operation			14,190	10,150	General
Capital Outlay			913	713	General
Total Municipal Court—El Monte Judicial District	**$**	**$**	**$ 49,933**	**$ 44,518**	

GENERAL GOVERNMENT—Continued

Classification	EXPENDITURES Actual Prior Year 1950-51	Estimated Current Year 1951-1952	Requested Fiscal Year 1952-1953	Allowed Fiscal Year 1952-1953	Name of Fund
Municipal Court—Glendale Judicial District					
Salaries and Wages	$ 71,115.44	$ 78,900	$ 84,745	$ 84,245	Salary
Maintenance and Operation	15,005.24	19,014	18,042	9,986	General
Capital Outlay	2,742.00	880	1,085	810	General
Total Municipal Court—Glendale Judicial District	**$ 88,862.68**	**$ 98,794**	**$ 103,872**	**$ 95,041**	
Municipal Court—Inglewood Judicial District					
Salaries and Wages	$ 59,899.51	$ 69,700	$ 92,220	$ 92,220	Salary
Maintenance and Operation	12,168.31	16,104	24,500	13,650	General
Capital Outlay	6,098.94	1,150	3,381	2,786	General
Total Municipal Court—Inglewood Judicial District	**$ 78,166.76**	**$ 86,954**	**$ 120,101**	**$ 108,656**	
Municipal Court—Long Beach Judicial District					
Salaries and Wages	$ 181,513.39	$ 196,400	$ 202,980	$ 192,980	Salary
Maintenance and Operation	62,161.92	33,210	68,833	27,900	General
Capital Outlay	1,334.53	906	1,826	1,621	General
Total Municipal Court—Long Beach Judicial District	**$ 245,009.84**	**$ 230,516**	**$ 273,639**	**$ 222,501**	
Municipal Court—Los Angeles Judicial District					
Salaries and Wages	$ 1,420,716.67	$ 1,673,100	$ 1,868,816	$ 1,667,380	Salary
Maintenance and Operation	500,640.01	531,586	318,732	315,005	General
Capital Outlay	12,006.88	17,993	28,384	28,384	General
Total Municipal Court—Los Angeles Judicial District	**$ 1,933,363.56**	**$ 2,222,679**	**$ 2,215,932**	**$ 2,010,769**	
Municipal Court—Los Cerritos Judicial District					
Salaries and Wages	$	$ 13,200	$ 40,014	$ 34,670	Salary
Maintenance and Operation			20,013	7,300	General
Capital Outlay		479	1,546	235	General
Total Municipal Court—Los Cerritos Judicial District	**$**	**$ 13,679**	**$ 61,573**	**$ 42,205**	
Municipal Court—Pasadena Judicial District					
Salaries and Wages	$ 78,790.47	$ 100,100	$ 137,120	$ 134,120	Salary
Maintenance and Operation	24,452.01	30,814	20,025	18,760	General
Capital Outlay	527.29	1,058	1,215	1,192	General
Total Municipal Court—Pasadena Judicial District	**$ 103,769.77**	**$ 131,972**	**$ 158,360**	**$ 154,072**	
Municipal Court—San Antonio Judicial District					
Salaries and Wages	$	$	$ 78,084	$ 76,943	Salary
Maintenance and Operation			50,046	19,800	General
Capital Outlay			8,660	3,650	General
Total Municipal Court—San Antonio Judicial District	**$**	**$**	**$ 136,790**	**$ 100,393**	

GENERAL GOVERNMENT—Continued

Classification	EXPENDITURES Actual Prior Year 1950-51	Estimated Current Year 1951-1952	Requested Fiscal Year 1952-1953	Allowed Fiscal Year 1952-1953	Name of Fund
Municipal Court—San Jose Judicial District					
Salaries and Wages	$	$	$ 17,290	$ 17,290	Salary
Maintenance and Operation			4,300	4,300	General
Capital Outlay			4,265	4,265	General
Total Municipal Court—San Jose Judicial District	$	$	$ 25,855	$ 25,855	
Municipal Court—Santa Anita Judicial District					
Salaries and Wages	$	$	$ 17,290	$ 17,290	Salary
Maintenance and Operation			5,650	5,650	General
Capital Outlay			4,690	4,690	General
Total Municipal Court—Santa Anita Judicial District	$	$	$ 27,630	$ 27,630	
Municipal Court—Santa Monica Judicial District					
Salaries and Wages	$ 73,279.33	$ 88,900	$ 100,914	$ 95,520	Salary
Maintenance and Operation	21,883.35	19,617	11,665	11,195	General
Capital Outlay	14,201.76	786	1,580	1,580	General
Total Municipal Court—Santa Monica Judicial District	$ 109,364.44	$ 109,303	$ 114,159	$ 108,295	
Municipal Court—South Bay Judicial District					
Salaries and Wages	$	$	$ 30,192	$ 30,192	Salary
Maintenance and Operation			10,050	9,450	General
Capital Outlay			6,384	6,384	General
Total Municipal Court—South Bay Judicial District	$	$	$ 46,626	$ 46,026	
Municipal Court—South Gate Judicial District					
Salaries and Wages	$	$	$ 17,290	$ 17,290	Salary
Maintenance and Operation			5,770	5,770	General
Capital Outlay			4,823	4,823	General
Total Municipal Court—South Gate Judicial District	$	$	$ 27,883	$ 27,883	
Municipal Court—Whittier Judicial District					
Salaries and Wages	$	$	$ 34,353	$ 32,908	Salary
Maintenance and Operation			19,900	9,700	General
Capital Outlay			2,835	2,248	General
Total Municipal Court—Whittier Judicial District	$	$	$ 57,088	$ 44,856	
Justice Courts					
Salaries and Wages	$ 323,753.03	$ 311,700	$ 157,566	$ 148,078	Salary
Maintenance and Operation	102,812.88	139,110	78,904	47,066	General
Capital Outlay	2,030.79	1,463	840	670	General
Total Justice Courts	$ 428,596.70	$ 452,273	$ 237,310	$ 195,814	
Superior Court					
Salaries and Wages	$ 1,603,233.06	$ 1,740,700	$ 1,910,492	$ 1,807,864	Salary
Maintenance and Operation	485,682.82	729,690	609,932	605,992	General
Capital Outlay	42,929.87	10,543	19,437	16,863	General
Total Superior Court	$ 2,131,845.75	$ 2,480,933	$ 2,539,861	$ 2,430,719	

GENERAL GOVERNMENT—Continued

Classification	EXPENDITURES Actual Prior Year 1950-51	Estimated Current Year 1951-1952	Requested Fiscal Year 1952-1953	Allowed Fiscal Year 1952-1953	Name of Fund
Grand Jury					
Maintenance and Operation	$ 63,939.39	$ 54,500	$ 39,775	$ 39,775	General
Capital Outlay			100		General
Total Grand Jury	**$ 63,939.39**	**$ 54,500**	**$ 39,875**	**$ 39,775**	
County Clerk					
Salaries and Wages	$ 1,104,209.57	$ 1,236,700	$ 1,327,390	$ 1,285,448	Salary
Maintenance and Operation	83,626.73	96,380	136,597	130,310	General
Capital Outlay	20,314.16	14,236	42,500	29,657	General
Total County Clerk	**$ 1,208,150.46**	**$ 1,347,316**	**$ 1,506,487**	**$ 1,445,415**	
Central Duplicating Bureau					
Maintenance and Operation	$ 14.37	$	$	$	General
Capital Outlay	6,345.05		13,085	8,185	General
Total Central Duplicating Bureau	**$ 6,359.42**	**$**	**$ 13,085**	**$ 8,185**	
Coroner					
Salaries and Wages	$ 231,584.81	$ 249,100	$ 272,941	$ 255,122	Salary
Maintenance and Operation	36,238.47	38,858	42,094	41,694	General
Capital Outlay	1,793.25	1,200	2,409	1,223	General
Total Coroner	**$ 269,616.53**	**$ 289,158**	**$ 317,444**	**$ 298,039**	
Sheriff					
Salaries and Wages	$ 4,594,086.28	$ 5,147,400	$ 6,258,788	$ 5,599,255	Salary
Maintenance and Operation	718,189.76	755,051	916,021	678,992	General
Capital Outlay	27,738.89	28,413	226,194	182,719	General
Total Sheriff	**$ 5,340,014.93**	**$ 5,930,864**	**$ 7,401,003**	**$ 6,460,966**	
Marshal, Municipal Courts					
Salaries and Wages	$ 591,164.33	$ 691,000	$ 1,206,783	$ 1,139,671	Salary
Maintenance and Operation	55,566.58	65,000	98,721	87,924	General
Capital Outlay	5,259.45	2,000	31,166	17,395	General
Total Marshal, Municipal Courts	**$ 651,990.36**	**$ 758,000**	**$ 1,336,670**	**$ 1,244,990**	
Mechanical Department					
Salaries and Wages	$ 438,354.84	$ 529,900	$ 755,611	$ 737,188	Salary
Maintenance and Operation	661,603.00	874,696	2,255,509	2,100,576	General
Capital Outlay	51,123.94	50,096	103,253	68,851	General
Total Mechanical Department	**$ 1,151,081.78**	**$ 1,454,692**	**$ 3,114,373**	**$ 2,906,615**	
Fire Apparatus and Motor Vehicles					
Capital Outlay	$ 360,495.10	$ 276,343	$ 883,850	$ 750,000	General
Janitors					
Salaries and Wages	$ 596,932.56	$ 637,800	$ 716,207	$ 695,708	Salary
Maintenance and Operation	50,004.01	50,678	61,355	56,260	General
Capital Outlay	2,197.54	532	2,795	1,646	General
Total Janitors	**$ 649,134.11**	**$ 689,010**	**$ 780,357**	**$ 753,614**	
Miscellaneous Special Appropriations					
Salaries and Wages	$ 131,253.70	$ 130,000	$	$	Various
Maintenance and Operation	75	3,000			Various
Total Miscellaneous Special Appropriations	**$ 131,254.45**	**$ 133,000**	**$**	**$**	
TOTAL GENERAL GOVERNMENT	**$ 29,913,135.89**	**$ 33,731,921**	**$ 41,510,967**	**$ 38,139,178**	

Protection to Person and Property

Classification	EXPENDITURES Actual Prior Year 1950-51	Estimated Current Year 1951-1952	Requested Fiscal Year 1952-1953	Allowed Fiscal Year 1952-1953	Name of Fund
Recorder and Registrar of Titles					
Salaries and Wages	$ 581,509.37	$ 638,600	$ 650,136	$ 642,712	Salary
Maintenance and Operation	267,788.07	263,789	283,980	272,280	General
Capital Outlay	11,211.69	6,092	9,610	8,393	General
Total Recorder and Registrar of Titles	**$ 860,509.13**	**$ 908,481**	**$ 943,726**	**$ 923,385**	
Public Administrator					
Salaries and Wages	$ 145,708.62	$ 190,000	$ 208,798	$ 199,696	Salary
Maintenance and Operation	8,497.91	30,994	11,654	10,744	General
Capital Outlay	847.71	1,408	1,793	1,663	General
Total Public Administrator	**$ 155,054.24**	**$ 222,402**	**$ 222,245**	**$ 212,103**	
Farm Advisor					
Salaries and Wages	$ 30,120.29	$ 30,800	$ 31,292	$ 30,389	Salary
Maintenance and Operation	18,419.54	28,254	31,778	18,960	General
Capital Outlay	396.05	861	3,193	693	General
Total Farm Advisor	**$ 48,935.88**	**$ 59,915**	**$ 66,263**	**$ 50,042**	
Forester and Fire Warden					
Salaries and Wages	$ 1,391,214.72	$ 1,512,400	$ 1,645,801	$ 1,527,020	Salary
Maintenance and Operation	366,240.06	388,192	487,825	440,657	General
Capital Outlay	29,869.66	30,240	44,085	34,570	General
Total Forester and Fire Warden	**$ 1,787,324.44**	**$ 1,930,832**	**$ 2,177,711**	**$ 2,002,247**	
Agricultural Department					
Salaries and Wages	$ 387,304.76	$ 427,200	$ 451,347	$ 446,764	Salary
Maintenance and Operation	63,681.69	81,595	79,186	77,507	General
Capital Outlay	1,915.42	1,185	2,605	1,095	General
Total Agricultural Department	**$ 452,901.87**	**$ 509,980**	**$ 533,138**	**$ 525,366**	
Live Stock Department					
Salaries and Wages	$ 114,817.08	$ 117,500	$ 125,551	$ 114,209	Salary
Maintenance and Operation	26,790.37	28,472	28,891	20,569	General
Capital Outlay	433.80	304	453	260	General
Total Live Stock Department	**$ 142,041.25**	**$ 146,276**	**$ 154,895**	**$ 135,038**	
Sealer of Weights and Measures					
Salaries and Wages	$ 185,773.36	$ 205,800	$ 240,347	$ 210,154	Salary
Maintenance and Operation	22,123.37	22,894	34,774	24,437	General
Capital Outlay	2,580.39	1,126	3,143	2,109	General
Total Sealer of Weights and Measures	**$ 210,477.12**	**$ 229,820**	**$ 278,264**	**$ 236,700**	
Pound Department					
Salaries and Wages	94,343.52	$ 105,300	$ 134,704	$ 118,931	Salary
Maintenance and Operation	42,607.52	45,699	61,580	50,461	General
Capital Outlay	418.64	350	9,750	7,495	General
Total Pound Department	**$ 137,369.68**	**$ 151,349**	**$ 206,034**	**$ 176,887**	
TOTAL PROTECTION TO PERSON AND PROPERTY	**$ 3,794,613.61**	**$ 4,159,055**	**$ 4,582,276**	**$ 4,261,768**	

Health and Sanitation

Classification	Actual Prior Year 1950-51	Estimated Current Year 1951-1952	Requested Fiscal Year 1952-1953	Allowed Fiscal Year 1952-1953	Name of Fund
	EXPENDITURES				
Health Department					
Salaries and Wages	$ 2,059,089.92	$ 2,305,200	$ 2,492,572	$ 2,431,403	Salary
Maintenance and Operation	343,774.66	424,819	398,547	325,122	General
Capital Outlay	6,690.39	32,305	35,483	24,165	General
Total Health Department	$ 2,409,554.97	$ 2,762,324	$ 2,926,602	$ 2,780,690	
Health Department—Public Health Fund					
Salaries and Wages	$ 376,278.16	$ 386,240	$ 386,240	$ 386,240	Public Health
Maintenance and Operation	40,002.00	23,080	19,641	19,641	Public Health
Capital Outlay	9,712.76				Public Health
Total Health Department—Public Health Fund	$ 425,992.92	$ 409,320	$ 405,881	$ 405,881	
Air Pollution Control District Hearing Board					
Salaries and Wages	$ 35,886.20	$ 34,900	$ 32,940	$ 28,763	Salary
Maintenance and Operation	4,524.64	5,708	4,770	4,720	General
Total Air Pollution Control District Hearing Board	$ 40,410.84	$ 40,608	$ 37,710	$ 33,483	
Air Pollution Control District					
Salaries and Wages	$ 345,513.52	$ 531,000	$ 565,371	$ 514,010	Salary
Maintenance and Operation	102,407.23	85,360	91,175	86,100	General
Capital Outlay	13,937.53	13,627	15,255	14,635	General
Total Air Pollution Control District	$ 461,858.28	$ 629,987	$ 671,801	$ 614,745	
TOTAL HEALTH AND SANITATION	$ 3,337,817.01	$ 3,842,239	$ 4,041,994	$ 3,834,799	

Highways and Bridges

Classification	Actual Prior Year 1950-51	Estimated Current Year 1951-1952	Requested Fiscal Year 1952-1953	Allowed Fiscal Year 1952-1953	Name of Fund
	EXPENDITURES				
Motor Vehicle Fund					
Maintenance and Operation	$ 5,944,994.30	$ 7,581,659	$ 10,065,656	$ 10,065,656	Motor Vehicle
Capital Outlay	9,437,458.42	11,253,890	13,938,647	13,938,647	Motor Vehicle
Total Motor Vehicle Fund	$ 15,382,452.72	$ 18,835,549	$ 24,004,303	$ 24,004,303	
General Road Fund					
Maintenance and Operation	$	$	$ 46,000	$ 46,000	General Road
Special Road Fund					
Maintenance and Operation	$ 1,091,625.34	$ 998,093	$ 1,070,000	$ 874,758	Special Road

HIGHWAYS AND BRIDGES—Continued

Classification	EXPENDITURES Actual Prior Year 1950-51	Estimated Current Year 1951-1952	Requested Fiscal Year 1952-1953	Allowed Fiscal Year 1952-1953	Name of Fund
Supervisorial Road District No. 1 Fund					
Maintenance and Operation	$ 94,437.44	$ 161,248	$ 250,727	$ 228,301	Sup. Rd. Dist. No. 1 Fund
Supervisorial Road District No. 2 Fund					
Maintenance and Operation	$ 150.00	$ 29,338	$ 23,530	$ 20,650	Sup. Rd. Dist. No. 2 Fund
Supervisorial Road District No. 3 Fund					
Maintenance and Operation	$ 6,649.40	$ 11,019	$ 14,304	$ 12,444	Sup. Rd. Dist. No. 3 Fund
Supervisorial Road District No. 4 Fund					
Maintenance and Operation	$ 48,435.30	$ 69,651	$ 90,047	$ 79,396	Sup. Rd. Dist. No. 4 Fund
Supervisorial Road District No. 5 Fund					
Maintenance and Operation	$ 29,440.22	$ 57,993	$ 71,214	$ 63,906	Sup. Rd. Dist. No. 5 Fund
TOTAL HIGHWAYS AND BRIDGES	$ 16,653,190.42	$ 20,162,891	$ 25,570,125	$ 25,329,758	

Charities, Hospitals and Corrections

Classification	EXPENDITURES Actual Prior Year 1950-51	Estimated Current Year 1951-1952	Requested Fiscal Year 1952-1953	Allowed Fiscal Year 1952-1953	Name of Fund
Charities—Administration					
Salaries and Wages	$ 165,068.85	$ 183,800	$ 183,657	$ 182,511	Salary
Maintenance and Operation	24,562.77	25,100	14,670	14,553	General
Capital Outlay	280.80	900	570	570	General
Total Charities—Administration	$ 189,912.42	$ 209,800	$ 198,897	$ 197,634	
Charities—Adoptions					
Salaries and Wages	$ 122,059.01	$ 199,900	$ 302,832	$ 238,546	Salary
Maintenance and Operation	50,688.07	52,333	113,605	41,146	General
Capital Outlay	199.28	501,272	6,402	1,535	General
Total Charities—Adoptions	$ 172,946.36	$ 753,505	$ 422,839	$ 281,227	
Charities—Medical Social Service					
Salaries and Wages	$ 918,624.07	$ 978,200	$ 1,019,936	$ 1,019,228	Salary
Maintenance and Operation	265,727.42	283,405	59,644	57,753	General
Capital Outlay	8,357.48	6,000	8,594	5,204	General
Total Charities—Medical Social Service	$ 1,192,708.97	$ 1,267,605	$ 1,088,174	$ 1,082,185	

CHARITIES, HOSPITALS AND CORRECTIONS—Continued

Classification	EXPENDITURES Actual Prior Year 1950-51	Estimated Current Year 1951-1952	Requested Fiscal Year 1952-1953	Allowed Fiscal Year 1952-1953	Name of Fund
Charities—Physically Handicapped Children					
Salaries and Wages	$ 20,644.39	$ 29,000	$ 31,260	$ 31,260	Salary
Maintenance and Operation	589,837.72	645,821	832,733	830,495	General
Capital Outlay	484.81	800	800	800	General
Total Charities—Physically Handicapped Children	$ 610,966.92	$ 675,621	$ 864,793	$ 862,555	
Charities—Resources and Collections					
Salaries and Wages	$ 437,344.48	$ 463,000	$ 564,684	$ 545,948	Salary
Maintenance and Operation	81,937.73	90,163	42,569	42,044	General
Capital Outlay	2,308.13	2,500	8,335	7,405	General
Total Charities—Resources and Collections	$ 521,590.34	$ 555,663	$ 615,588	$ 595,397	
Charities—Hospital					
Salaries and Wages	$ 11,281,133.18	$ 12,627,200	$ 13,447,197	$ 12,957,977	Salary
Maintenance and Operation	3,383,676.71	3,956,099	4,277,505	4,228,316	General
Capital Outlay	149,253.75	75,342	248,565	174,425	General
Total Charities—Hospital	$ 14,814,063.64	$ 16,658,641	$ 17,973,267	$ 17,360,718	
Charities—Rancho Los Amigos					
Salaries and Wages	$ 2,947,079.04	$ 3,315,500	$ 3,378,096	$ 3,327,881	Salary
Maintenance and Operation	845,537.91	1,010,485	1,099,224	1,090,252	General
Capital Outlay	86,765.25	90,000	112,645	109,900	General
Total Charities—Rancho Los Amigos	$ 3,879,382.20	$ 4,415,985	$ 4,589,965	$ 4,528,033	
Charities—Olive View Sanatorium					
Salaries and Wages	$ 2,343,131.01	$ 2,447,100	$ 2,521,740	$ 2,511,759	Salary
Maintenance and Operation	948,216.57	1,166,750	1,167,931	1,155,981	General
Capital Outlay	52,248.18	34,573	54,003	51,145	General
Total Charities—Olive View Sanatorium	$ 3,343,595.76	$ 3,648,423	$ 3,743,674	$ 3,718,885	
Charities—Harbor General Hospital					
Salaries and Wages	$ 2,296,710.87	$ 2,459,500	$ 3,090,687	$ 2,892,844	Salary
Maintenance and Operation	593,109.48	749,464	672,015	662,734	General
Capital Outlay	38,133.25	39,251	12,669	11,155	General
Total Charities—Harbor General Hospital	$ 2,927,953.60	$ 3,248,215	$ 3,775,371	$ 3,566,733	
Charities—Long Beach General Hospital					
Salaries and Wages	$ 628,213.19	$ 687,700	$ 842,795	$ 802,717	Salary
Maintenance and Operation	179,423.22	233,166	242,324	237,886	General
Capital Outlay	10,336.31	6,008	61,973	31,818	General
Total Charities—Long Beach General Hospital	$ 817,972.72	$ 926,874	$ 1,147,092	$ 1,072,421	
Charities—Acton Camp					
Salaries and Wages	$ 55,062.38	$ 58,100	$ 79,160	$ 61,924	Salary
Maintenance and Operation	110,386.62	108,766	114,218	104,023	General
Capital Outlay	2,439.11	640	3,925	1,750	General
Total Charities—Acton Camp	$ 167,888.11	$ 167,506	$ 197,303	$ 167,697	
Charities—Warm Springs Camp					
Salaries and Wages	$ 30,893.31	$ 32,800	$ 36,327	$ 33,611	Salary
Maintenance and Operation	78,710.72	64,541	82,416	61,592	General
Capital Outlay	4,579.19	2,661	6,382	1,454	General
Total Charities—Warm Springs Camp	$ 114,183.22	$ 100,002	$ 125,125	$ 96,657	

CHARITIES, HOSPITALS AND CORRECTIONS—Continued

Classification	EXPENDITURES Actual Prior Year 1950-51	Estimated Current Year 1951-1952	Requested Fiscal Year 1952-1953	Allowed Fiscal Year 1952-1953	Name of Fund
Charities—Medical Research Funds					
Maintenance and Operation	$ 82,399.29	$ 185,000	$ 290,000	$ 290,000	*
Charities—Public Assistance					
Salaries and Wages	$ 7,811,587.04	$ 9,084,100	$ 9,028,330	$ 8,524,007	Salary
Maintenance and Operation	1,103,118.61	1,169,897	536,294	512,352	General
Capital Outlay	273,335.26	26,905	125,479	95,714	General
Total Charities—Public Assistance	**$ 9,188,040.91**	**$ 10,280,902**	**$ 9,690,103**	**$ 9,132,073**	
Indigent Aid					
Maintenance and Operation	$ 8,843,612.86	$ 7,587,891	$ 7,900,977	$ 7,900,977	General
Aid to Needy Children					
Maintenance and Operation	$ 28,272,610.13	$ 29,474,124	$ 31,103,701	$ 29,534,411	General
Aid to Needy Blind					
Maintenance and Operation	$ 4,411,222.93	$ 4,719,151	$ 4,999,127	$ 4,932,663	General
Aid to Partially Self-Supporting Blind					
Maintenance and Operation	$ 275,913.35	$ 226,469	$ 235,620	$ 234,797	General
Old Age Assistance					
Maintenance and Operation	$ 97,829,146.09	$ 96,629,444	$ 97,800,236	$ 96,103,804	General
Public Welfare Commission					
Salaries and Wages	$ 180,629.79	$ 211,700	$ 276,062	$ 232,274	Salary
Maintenance and Operation	15,522.85	20,000	27,678	20,095	General
Capital Outlay	3,014.05	60	3,895	920	General
Total Public Welfare Commission	**$ 199,166.69**	**$ 231,760**	**$ 307,635**	**$ 253,289**	
State Hospitals					
Maintenance and Operation	$ 479,316.08	$ 477,100	$ 490,520	$ 479,520	General
State Reform Schools					
Maintenance and Operation	$ 167,935.02	$ 164,000	$ 185,000	$ 170,000	General
Mental Health Department—Court Wards					
Maintenance and Operation	$ 413,554.06	$ 755,511	$ 1,201,269	$ 855,341	General
California School for Deaf and Blind					
Maintenance and Operation	$ 1,054.23	$ 1,200	$ 1,300	$ 1,300	General
Alcoholic Clinic					
Maintenance and Operation	$	$	$ 30,000	$	General
Jail					
Salaries and Wages	$ 894,283.40	$ 1,011,600	$ 1,003,002	$ 913,196	Salary
Maintenance and Operation	535,507.73	657,994	760,722	648,504	General
Capital Outlay	12,452.80	10,754	12,428	9,971	General
Total Jail	**$ 1,442,243.93**	**$ 1,680,348**	**$ 1,776,152**	**$ 1,571,671**	
Jail Store					
Maintenance and Operation	$Cr. 6,055.48	$	$	$	General

CHARITIES, HOSPITALS AND CORRECTIONS—Continued

Classification	EXPENDITURES Actual Prior Year 1950-51	Estimated Current Year 1951-1952	Requested Fiscal Year 1952-1953	Allowed Fiscal Year 1952-1953	Name of Fund
Wayside Honor Rancho					
Salaries and Wages	$ 500,824.07	$ 637,800	$ 735,821	$ 678,712	Salary
Maintenance and Operation	317,683.12	454,456	551,766	378,463	General
Capital Outlay	13,220.27	14,853	104,681	24,039	General
Total Wayside Honor Rancho	**$ 831,727.46**	**$ 1,107,109**	**$ 1,392,268**	**$ 1,081,214**	
Detention Camps					
Salaries and Wages	$ 67,019.61	$ 78,400	$ 71,033	$ 69,460	Salary
Wages to Prisoners					
Maintenance and Operation	$ 212.30	$ 1,000	$ 1,000	$ 1,000	General
Juvenile Hall					
Salaries and Wages	$ 664,250.20	$ 716,500	$ 743,176	$ 724,440	Salary
Maintenance and Operation	175,296.18	210,707	210,869	185,516	General
Capital Outlay	571.41	758	4,798	2,265	General
Total Juvenile Hall	**$ 840,117.79**	**$ 927,965**	**$ 958,843**	**$ 912,221**	
Probation Department					
Salaries and Wages	$ 2,131,112.37	$ 2,278,500	$ 2,541,678	$ 2,373,381	Salary
Maintenance and Operation	326,939.41	409,823	395,666	346,784	General
Capital Outlay	14,370.27	20,000	100,051	33,695	General
Total Probation Department	**$ 2,472,422.05**	**$ 2,708,323**	**$ 3,037,395**	**$ 2,753,860**	
Care of Juvenile Court Wards					
Maintenance and Operation	$ 683,562.58	$ 900,000	$ 948,476	$ 870,794	General
Biscailuz Center					
Salaries and Wages	$ 196,699.99	$ 220,600	$ 266,778	$ 231,659	Salary
Maintenance and Operation	60,213.83	74,367	105,696	65,402	General
Capital Outlay	3,439.88	2,620	5,091	2,527	General
Total Biscailuz Center	**$ 260,353.70**	**$ 297,587**	**$ 377,565**	**$ 299,588**	
Youth Committee					
Salaries and Wages	$ 23,022.08	$ 20,200	$ 22,952	$ 20,404	Salary
Maintenance and Operation	2,158.31	1,892	3,451	2,599	General
Capital Outlay	104.90	95	575	405	General
Total Youth Committee	**$ 25,285.29**	**$ 22,187**	**$ 26,978**	**$ 23,408**	
Miscellaneous Special Appropriations					
Salaries and Wages	$ 6,313.40	$	$	$	Various
Maintenance and Operation	2,094.38	2,000			Various
Total Miscellaneous Special Appropriations	**$ 8,407.78**	**$ 2,000**	**$**	**$**	
TOTAL CHARITIES, HOSPITALS AND CORRECTIONS	**$185,542,432.91**	**$191,085,311**	**$197,567,286**	**$191,001,533**	
*Medical Research Fund No. 1	$ 250,000.00				
Medical Research Fund No. 2	30,000.00				
Medical Research Fund No. 3	10,000.00				

Education

Classification	EXPENDITURES Actual Prior Year 1950-51	Estimated Current Year 1951-1952	Requested Fiscal Year 1952-1953	Allowed Fiscal Year 1952-1953	Name of Fund
Superintendent of Schools					
Salaries and Wages	$ 245,991.76	$ 262,700	$ 286,607	$ 269,299	Salary
Maintenance and Operation	36,316.18	36,143	47,842	38,144	General
Capital Outlay	5,201.43	2,310	13,358	8,215	General
Total Superintendent of Schools	$ 287,509.37	$ 301,153	$ 347,807	$ 315,658	
Superintendent of Schools—Special Schools					
Maintenance and Operation	$ 81,203.26	$ 57,742	$ 83,493	$ 77,226	General
Capital Outlay	7,426.35	2,580	4,702	3,644	General
Total Superintendent of Schools—Special Schools	$ 88,629.61	$ 60,322	$ 88,195	$ 80,870	
School Library Service					
Salaries and Wages	$ 24,846.46	$ 30,500	$ 30,529	$ 30,529	S.L.S.
Maintenance and Operation	3,065.48	2,601	3,662	2,883	S.L.S.
Capital Outlay	43,398.96	46,998	46,588	46,588	S.L.S.
Total School Library Service	$ 71,310.90	$ 80,099	$ 80,779	$ 80,000	
County Art Institute					
Salaries and Wages	$ 63,659.45	$ 55,500	$ 54,528	$ 47,206	Salary
Maintenance and Operation	17,779.15	16,486	20,444	16,904	General
Capital Outlay	195.56				General
Total County Art Institute	$ 81,634.16	$ 71,986	$ 74,972	$ 64,110	
Public Library					
Salaries and Wages	$ 618,633.72	$ 668,700	$ 775,926	$ 745,639	*
Maintenance and Operation	174,042.30	227,435	259,733	256,111	Public Library
Capital Outlay	198,765.74	232,441	307,464	284,434	Public Library
Total Public Library	$ 991,441.76	$ 1,128,576	$ 1,343,123	$ 1,286,184	
TOTAL EDUCATION	$ 1,520,525.80	$ 1,642,136	$ 1,934,876	$ 1,826,822	

*Salary Fund	$ 9,564
Public Library Fund	736,075

Recreation

Classification	EXPENDITURES Actual Prior Year 1950-51	Estimated Current Year 1951-1952	Requested Fiscal Year 1952-1953	Allowed Fiscal Year 1952-1953	Name of Fund
History, Science and Art					
Salaries and Wages	$ 413,852.33	$ 424,900	$ 493,304	$ 456,053	Salary
Maintenance and Operation	101,909.88	109,518	135,542	96,764	General
Capital Outlay	10,243.06	9,300	48,150	33,798	General
Total History, Science and Art	$ 526,005.27	$ 543,718	$ 676,996	$ 586,615	
Parks and Recreation					
Salaries and Wages	$ 2,019,325.29	$ 2,436,200	$ 2,712,241	$ 2,439,516	
Maintenance and Operation	648,173.03	797,176	792,556	745,724	General
Capital Outlay	94,644.82	34,000	94,255	50,235	General
Total Parks and Recreation	$ 2,762,143.14	$ 3,267,376	$ 3,599,052	$ 3,235,475	
TOTAL RECREATION	$ 3,288,148.41	$ 3,811,094	$ 4,276,048	$ 3,822,090	

Miscellaneous Unclassified

Classification	Actual Prior Year 1950-51	Estimated Current Year 1951-1952	Requested Fiscal Year 1952-1953	Allowed Fiscal Year 1952-1953	Name of Fund
	EXPENDITURES				
Soldier Burials					
Maintenance and Operation	$ 1,867.74	$ 2,595	$ 2,595	$ 1,950	General
Telephone Department					
Salaries and Wages	$ 137,586.81	$ 150,000	$ 332,923	$ 321,791	Salary
Maintenance and Operation	318,870.17	342,355	554,540	705,790	General
Capital Outlay	285.89	386	1,415	744	General
Total Telephone Department	**$ 456,742.87**	**$ 492,741**	**$ 888,878**	**$ 1,028,325**	
Mechanical Service					
Maintenance and Operation	$ 63,334.25	$ 199,545	$ 75,000	$ 75,000	General
Assessments and Special District Taxes					
Maintenance and Operation	$ 11,114.84	$ 22,850	$ 23,163	$ 23,163	General
Statutory Payments—Bond Acts					
Maintenance and Operation	$ 1,002.28	$ 200	$	$	General (a)
Insurance					
Maintenance and Operation	$ 106,306.70	$ 109,142	$ 376,200	$ 276,100	**
Maintenance of Unassigned County Equipment					
Maintenance and Operation	$ 5,018.62	$ 5,500	$ 5,500	$ 5,500	General
Judgments and Damages					
Maintenance and Operation	$ 64,481.70	$ 35,000	$ 35,000	$ 35,000	General
Patriotic Hall					
Salaries and Wages	$ 42,560.40	$ 45,700	$ 48,451	$ 47,100	Salary
Maintenance and Operation	11,520.04	11,236	23,786	12,193	General
Capital Outlay	4,991.51	3,970	7,569	5,068	General
Total Patriotic Hall	**$ 59,071.95**	**$ 60,906**	**$ 79,806**	**$ 64,361**	
Workmen's Compensation					
Maintenance and Operation	$ 521,258.86	$ 602,300	$ 717,900	$ 715,550	General
County Employees' Retirement Fund					
Salaries and Wages	$ 4,192,929.39	$ 4,972,450	$ 5,989,000	$ 5,989,000	Salary
Off-Street Parking					
Maintenance and Operation	$	$	$ 10,200	$ 10,200	†
Capital Outlay	4,699.99	76,043	120,320	120,320	†
Total Off-Street Parking	**$ 4,699.99**	**$ 76,043**	**$ 130,520**	**$ 130,520**	
Exploitation					
Maintenance and Operation	$ 552,600.00	$ 555,500	$ 630,690	$ 629,690	General (b)
Exposition					
Maintenance and Operation	$ 35,100.00	$ 29,700	$ 18,700	$ 16,200	General (c)

MISCELLANEOUS UNCLASSIFIED—Continued

Classification	EXPENDITURES Actual Prior Year 1950-51	Estimated Current Year 1951-1952	Requested Fiscal Year 1952-1953	Allowed Fiscal Year 1952-1953	Name of Fund
Aid to Other Governments and Non-Profit Organizations as Authorized by Law					
Maintenance and Operation	$ 541,479.92	$ 388,078	$ 839,725	$ 463,861	General
County Fair Grounds					
Maintenance and Operation	$	$	$ 250,000	$ 250,000	General
Capital Outlay			505,000	505,000	General
Total County Fair Grounds	$	$	$ 755,000	$ 755,000	
Reimbursements to Subdividers					
Maintenance and Operation	$ 222,656.83	$ 50,000	$ 350,000	$ 350,000	General
Capital Projects					
Capital Outlay	$ 6,749,411.03	$ 3,001,803	$ 33,024,955	$ 6,945,534	*
Miscellaneous Special Appropriations					
Maintenance and Operation	$ 75,587.98	$ 102,000	$	$	Various
Capital Outlay	5,611.18				Various
Total Miscellaneous Special Appropriations	$ 81,199.16	$ 102,000	$	$	
TOTAL MISCELLANEOUS UNCLASSIFIED	$ 13,670,276.13	$ 10,706,353	$ 43,942,632	$ 17,504,754	

(a) For Statutory Payments—Bond Acts
(b) For Exploitation
(c) For Exposition

*General Fund	$ 4,445,534.00
Accumulative Capital Outlay Fund	2,500,000.00
÷Bellflower Development Fund	$ 19,310.00
Downey Development Fund	34,205.00
East Los Angeles Development Fund	27,960.00
Lancaster Development Fund	21,390.00
Montrose Development Fund	8,960.00
Temple City Development Fund	5,555.00
Walnut Park Development Fund	13,140.00
**General Fund	$ 176,100.00
Accumulative Capital Outlay Fund	100,000.00

Interest

Classification	EXPENDITURES Actual Prior Year 1950-51	Estimated Current Year 1951-1952	Requested Fiscal Year 1952-1953	Allowed Fiscal Year 1952-1953	Name of Fund
Interest on Outstanding Bonds					
Contagious Disease Hospital	$	$	$ 158,333	$ 158,333	C. D. Hospital I & S
Juvenile Hall Center			70,948	70,948	Juv. Hall Center I & S
Total Interest on Outstanding Bonds	$	$	$ 229,281	$ 229,281	
TOTAL COST OF GOVERNMENT	$257,720,140.18	$269,141,000	$323,655,485	$285,949,983	

Redemption of Debt

Classification	EXPENDITURES Actual Prior Year 1950-51	Estimated Current Year 1951-1952	Requested Fiscal Year 1952-1953	Allowed Fiscal Year 1952-1953	Name of Fund
Redemption of Debt					
Contagious Disease Hospital	$	$	$ 250,000	$ 250,000	C. D. Hospital I & S
Juvenile Hall Center			175,000	175,000	Juv. Hall Center I & S
Total Redemption of Debt	$	$	$ 425,000	$ 425,000	
TOTAL	$257,720,140.18	$269,141,000	$324,080,485	$286,374,983	

Reserves

Classification	EXPENDITURES Actual Prior Year 1950-51	Estimated Current Year 1951-1952	Requested Fiscal Year 1952-1953	Allowed Fiscal Year 1952-1953	Name of Fund
Reserves					
Unappropriated Reserve	$	$	$ 6,778,694	$ 6,778,694	Various
General Reserve			5,680,437	5,680,437	Various
Total Reserves	$	$	$ 12,459,131	$ 12,459,131	
Estimated Delinquency	$	$	$ 2,007,513	$ 2,007,513	
GRAND TOTAL	$257,720,140.18	$269,141,000	$338,547,129	$300,841,627	

Summarization

Classification	EXPENDITURES			
	Actual Prior Year 1950-1951	Estimated Current Year 1951-1952	Requested Fiscal Year 1952-1953	Allowed Fiscal Year 1952-1953
BY GENERAL CLASSIFICATION				
Salaries and Wages	$ 70,597,644.57	$ 80,033,390	$ 88,654,908	$ 83,936,240
Maintenance and Operation	168,985,703.00	172,944,388	183,879,820	177,776,357
Capital Outlay	18,136,792.61	16,163,222	50,891,476	24,008,105
Interest and Debt Redemption			654,281	654,281
Total	**$257,720,140.18**	**$269,141,000**	**$324,080,485**	**$286,374,983**
Unappropriated Reserve	$	$	$ 6,778,694	$ 6,778,694
General Reserve			5,680,437	5,680,437
Estimated Delinquency			2,007,513	2,007,513
GRAND TOTAL	**$257,720,140.18**	**$269,141,000**	**$338,547,129**	**$300,841,627**
BY ORGANIZATION CLASSIFICATION				
General Government	$ 29,913,135.89	$ 33,731,921	$ 41,510,967	$ 38,139,178
Protection to Person and Property	3,794,613.61	4,159,055	4,582,276	4,261,768
Health and Sanitation	3,337,817.01	3,842,239	4,041,994	3,834,799
Highways and Bridges	16,653,190.42	20,162,891	25,570,125	25,329,758
Charities, Hospitals and Corrections	185,542,432.91	191,085,311	197,567,286	191,001,533
Education	1,520,525.80	1,642,136	1,934,876	1,826,822
Recreation	3,288,148.41	3,811,094	4,276,048	3,822,090
Miscellaneous Unclassified	13,670,276.13	10,706,353	43,942,632	17,504,754
Interest and Debt Redemption			654,281	654,281
Total	**$257,720,140.18**	**$269,141,000**	**$324,080,485**	**$286,374,983**
Reserves	$	$	$ 12,459,131	$ 12,459,131
Estimated Delinquency			2,007,513	2,007,513
GRAND TOTAL	**$257,720,140.18**	**$269,141,000**	**$338,547,129**	**$300,841,627**

SUMMARIZATION—Continued

Classification	EXPENDITURES			
	Actual Prior Year 1950-1951	Estimated Current Year 1951-1952	Requested Fiscal Year 1952-1953	Allowed Fiscal Year 1952-1953
BY FUNDS				
General Fund				
For General Purposes	$167,797,050.33	$168,811,093	$202,794,173	$172 178,637
For Exploitation	552,600.00	555,500	630,690	629,690
For Exposition	35,100.00	29,700	18,700	16,200
For Statutory Payments—Bond Acts	1,002.28	200		
Total General Fund	$168,385,752.61	$169,396,493	$203,443,563	$172,824,527
Salary Fund	69,066,112.82	77,046,408	87,471,777	82,783,396
Accumulative Capital Outlay Fund	1,313,481.38	388,734	4,700,000	2,600,000
C. D. Hospital I & S Fund			408,333	408,333
Juvenile Hall Center I & S Fund			245,948	245,948
Aviation Fund	17,035.06	42,000		
Public Health Fund	425,992.92	409,320	405,881	405,881
Medical Research Fund No. 1	82,399.29	185,000	250,000	250,000
Medical Research Fund No. 2			30,000	30,000
Medical Research Fund No. 3			10,000	10,000
Public Library Fund	983,089.76	1,119,012	1,333,559	1,276,620
School Library Service Fund	71,310.90	80,099	80,779	80,000
Bellflower Development Fund	1,199.99	11,432	19,310	19,310
Downey Development Fund		22,817	34,205	34,205
East Los Angeles Development Fund		11,253	27,960	27,960
Lancaster Development Fund	3,500.00	8,689	21,390	21,390
Montrose Development Fund		9,843	8,960	8,960
Temple Development Fund		3,300	5,555	5,555
Walnut Park Development Fund		8,709	13,140	13,140
General Road Fund			46,000	46,000
Special Road Fund	1,091,625.34	998,093	1,070,000	874,758
Motor Vehicle Fund	15,382,452.72	18,835,549	24,004,303	24,004,303
Supervisorial Road District No. 1	94,437.44	161,248	250,727	228,301
Supervisorial Road District No. 2	150.00	29,338	23,530	20,650
Supervisorial Road District No. 3	6,649.40	11,019	14,304	12,444
Supervisorial Road District No. 4	48,435.30	69,651	90,047	79,396
Supervisorial Road District No. 5	29,440.22	57,993	71,214	63,906
Various Special Funds	717,075.03	235,000		
Total	$257,720,140.18	$269,141,000	$324,080,485	$286,374,983
Unappropriated Reserve	$	$	$ 6,778,694	$ 6,778,694
General Reserve			5,680,437	5,680,437
Estimated Delinquency			2,007,513	2,007,513
GRAND TOTAL	$257,720,140.18	$269,141,000	$338,547,129	$300,841,627

General Government

Total Appropriations $38,139,178

Board of Supervisors

Elective. General governing body of the County and of many Special Districts. As a legislative body, enacts ordinances and rules within limits prescribed by State legislation, State statutes, and the County Charter. As an executive body, administers activities of County departments and many Special Districts. Adopts County budget and fixes salaries, excluding its own and those of the municipal and superior court judges. The Chief Administrative Officer assists and recommends to the Board of Supervisors on administrative supervision and control of County affairs. The Clerk of the Board performs clerical functions for Board and a variety of related duties. Supervisors' salaries, publication of ordinances, certain advertising and reports are mandatory in this budget.

APPROPRIATIONS $684,341

Classification	EXPENDITURES				
	Actual Prior Year 1950-51	Actual Current Year To 1-1-52	Estimated Current Year 1951-52	Requested Fiscal Year 1952-53	Allowed Fiscal Year 1952-53
SALARIES AND WAGES	$ 533,692.09	$ 236,599.07	$ 581,000	$ 533,376	$ 533,376
Less Salary Savings					2,097
SALARIES AND WAGES—NET	$ 533,692.09	$ 236,599.07	$ 581,000	$ 533,376	$ 531,279
MAINTENANCE AND OPERATION					
Mechanical Service					
Auto Service	$ 18,658.13	$ 7,273.65	$ 21,000	$ 21,000	$ 21,000
Civilian Defense	8.59	737.49	738		
Office Machine Maintenance	1,200.00	1,200.00	1,200		
Rent—Office Equipment	40.00				
Repairs and Minor Changes	1,838.89	631.85	1,500	1,500	1,500
Repairs—Operating Equipment	2,763.73	1,325.39	2,600	2,500	2,500
Stores Service					
Advertising Services	36,043.59	11,340.51	36,000	36,000	36,000
Civilian Defense	6,153.82	421.17	700		
Communication	1,115.11	673.55	1,225	1,225	1,225
Furnishings & Household Supplies	1,850.89	18.03	19		
Office Services	730.00	639.76	1,000	1,000	1,000
Office Supplies	6,527.34	3,096.96	7,000	7,100	7,100
Other Operating & Maint. Supplies, N. O. C.	675.67	181.06	1,500	3,200	2,950
Postage	4,582.40	1,272.50	3,600	3,800	3,800
Printing and Other Reproductive Supp...	3,403.90	1,138.01	1,500	1,500	1,500
Rent—Office Equipment	122.55				
Rent—Special Equipment, N. O. C.	500.00				
Repairs—Operating Equipment	226.96	12.64	50	100	100
Reporting and Transcribing	91.16			210	195
Reports and Bulletins	10,538.20	5,981.59	19,000	19,500	19,500
Retirement Contributions	7,334.88				
Stationery and Forms	13,113.45	955.22	4,650	4,650	4,650
Wearing Apparel	1,296.05				
Central Duplicating Bureau					
Stationery and Forms		583.66	1,500	2,000	2,000
All Other					
Auto Mileage	2,633.23	2,837.59	4,000	250	250
Communication	90.22	28.62	100	200	200
Insurance—Auto Mileage	330.00				
Insurance—Burglary	101.50	365.00	365	300	300
Insurance—Fidelity	842.50	498.00	1,000	1,000	1,000
Office Services	6,326.56	1,834.48	6,000	9,200	8,650
Postage	179.78	2.42	20	400	400
Printing and Other Reproductive Supplies	2.42				
Public Office and Court Service	10.00				
Special Services	28.50				
Stationery and Forms				50	50
Subsistence and Care of Persons	.35	13.00	13		
Transportation, Local	97.10	25.00	70	70	70
Transportation Services	627.82	480.75	700		
Traveling Expenses	4,992.16	2,031.58	5,000	5,000	5,000

BOARD OF SUPERVISORS—Continued

Classification	EXPENDITURES Actual Prior Year 1950-51	Actual Current Year To 1-1-52	Estimated Current Year 1951-52	Requested Fiscal Year 1952-53	Allowed Fiscal Year 1952-53
MAINTENANCE AND OPERATION—Continued					
Miscellaneous Accounts					
Artificial Rain Making—Antelope Valley	5,000.00				
Central Basin	5,000.00				
C. I. No. 1190 Street Assessment	25.69				
C. O. N. A.			500	500	500
County Supervisors Association	10,000.00		10,000	10,000	10,000
Farm Bureau Service	620.00	258.30	620	620	620
Hancock Park—Xmas Tree Lighting	477.66				
Legislative Expense—Sacramento	8,873.09	373.50	6,000	10,000	10,000
Legislative Expense—Washington	2,000.00		3,000	3,000	3,000
Water Resources Board	5,000.00				
TOTAL MAINTENANCE AND OPERATION	$ 172,073.89	$ 46,231.28	$ 142,170	$ 145,875	$ 145,060
Less Service Charges	698.26	2,490.87	7,419	233	233
TOTAL MAINTENANCE AND OPERATION—NET	$ 171,375.63	$ 43,740.41	$ 134,751	$ 145,642	$ 144,827
CAPITAL OUTLAY					
Equipment	$ 6,713.18	$ 195.13	$ 550	$ 8,435	$ 8,235
1 Bookcase—base	$ 10				
3 Bookcases—sections	60				
1 Bookcase—top	10				
8 Chairs	335				
5 Desks	490				
2 Dictating Machines	825				
15 Filing Cabinets	1,960				
1 Multilith Machine	1,400				
1 Prestoline	50				
1 Recording Machine	1,050				
8 Typewriters	1,990				
1 Typewriter Stand	55				
TOTAL BOARD OF SUPERVISORS	$ 711,780.90	$ 280,534.61	$ 716,301	$ 687,453	$ 684,341

Equalization Expense--Supervisors

The Board of Supervisors, sitting as the County Board of Equalization, hears and allows or rejects complaints of property owners as to the valuations placed on their properties by the Assessor for taxation purposes. In session from first to third Monday in July of each year.

APPROPRIATIONS $4,330

Classification	Actual Prior Year 1950-51	Actual Current Year To 1-1-52	Estimated Current Year 1951-52	Requested Fiscal Year 1952-53	Allowed Fiscal Year 1952-53
			EXPENDITURES		
SALARIES AND WAGES	$ 813.20	$ 746.72	$ 3,700	$ 3,780	$ 3,780
MAINTENANCE AND OPERATION					
Stores Service					
Office Supplies	$ 2.26	$	$ 40	$ 50	$ 50
Reporting and Transcribing	305.17	417.95	418	300	300
Stationery and Forms				50	50
All Other					
Reports and Bulletins-Departmental			40	50	50
Reporting and Transcribing				50	50
Stationery and Forms			50	50	50
TOTAL MAINTENANCE AND OPERATION	$ 307.43	$ 417.95	$ 548	$ 550	$ 550
TOTAL EQUALIZATION EXPENSE—SUPERVISORS	$ 1,120.63	$ 1,164.67	$ 4,248	$ 4,330	$ 4,330

Property Management

Administers, negotiates and assists the Board of Supervisors in all transactions pertaining to condemnation cases, purchases, sales, dedications, leases, or rentals of real property, to or by the County, or to or by any district of which the Board of Supervisors is the governing body when so instructed by the Board of Supervisors, inluding concessions and space allocations of property and in buildings owned by or in possession of the County or any such district.

APPROPRIATIONS $103,510

Classification	Actual Prior Year 1950-51	Actual Current Year To 1-1-52	Estimated Current Year 1951-52	Requested Fiscal Year 1952-53	Allowed Fiscal Year 1952-53
			EXPENDITURES		
SALARIES AND WAGES	$	$	$	$ 166,352	$ 154,592
Deductions					
Salary Savings	$	$	$	$ 4,052	$ 4,052
Special Services				82,320	82,320
Total Deductions	$	$	$	$ 86,372	$ 86,372
SALARIES AND WAGES—NET	$	$	$	$ 79,980	$ 68,220
MAINTENANCE AND OPERATION					
Mechanical Service					
Auto Service	$	$	$	$ 3,700	$ 2,500
Repairs and Minor Changes				102,000	2,000
Repairs—Operating Equipment				500	500
Stores Service					
Office Services				75	75
Office Supplies				1,000	850
Other Operating & Maintenance Supplies, N. O. C.				2,000	1,800

PROPERTY MANAGEMENT—Continued

Classification	EXPENDITURES Actual Prior Year 1950-51	Actual Current Year To 1-1-52	Estimated Current Year 1951-52	Requested Fiscal Year 1952-53	Allowed Fiscal Year 1952-53
MAINTENANCE AND OPERATION—Continued					
Stores Service—Continued					
Postage				1,600	1,350
Printing & Other Reproductive Supplies				1,000	900
Reports and Bulletins				400	350
Stationery and Forms				1,500	1,350
Central Duplicating Bureau					
Stationery and Forms				1,500	1,300
All Other					
Auto Mileage				9,000	8,500
Communication				50	50
Insurance—Auto Mileage				900	900
Office Services				17,000	17,000
Special Services				500	500
Transportation, Local				50	50
Traveling Expenses				600	600
TOTAL MAINTENANCE AND OPERATION	$	$	$	$ 143,375	$ 40,575
Less Service Charges				9,350	9,350
TOTAL MAINTENANCE AND OPERATION—NET	$	$	$	$ 134,025	$ 31,225
CAPITAL OUTLAY					
Equipment	$	$	$	$ 4,065	$ 4,065
1 Adding Machine $365					
Books 100					
1 Calculating Machine 680					
1 Camera & Accessories 300					
4 Chairs 250					
4 Desks 540					
3 Fans 90					
2 Files, Kardex 200					
Multiplex Fixtures 785					
3 Typewriters 755					
TOTAL PROPERTY MANAGEMENT	$	$	$	$ 218,070	$ 103,510

Rent and Taxes

Centralized appropriation for payment of all General Government rentals; disbursement by the Department of Property Management.

APPROPRIATIONS $1,295,744

Classification	EXPENDITURES Actual Prior Year 1950-51	Actual Current Year To 1-1-52	Estimated Current Year 1951-52	Requested Fiscal Year 1952-53	Allowed Fiscal Year 1952-53
MAINTENANCE AND OPERATION					
All Other					
Rent—Buildings and Offices	$ 661,423.54	$ 322,013.28	$ 785,000	$1,282,998	$1,281,798
Taxes			15,000	13,946	13,946
TOTAL MAINTENANCE & OPERATION	$ 661,423.54	$ 322,013.28	$ 800,000	$1,296,944	$1,295,744
Less Service Charges	184,768.90		779,000		
TOTAL RENT AND TAXES—NET	$ 476,654.64	$ 322,013.28	$ 21,000	$1,296,944	$1,295,744

Auditor---Controller

Appointive. County's auditor, controller, accounting officer, paymaster. Keeps accounts showing county, school district and trust financial transactions. Examines and allows or rejects claims against county, school and special district funds; prepares and issues warrants (checks) on the county treasury for payments allowed by him, or by others having authority to direct him to draw warrants. Audits past transactions of county departments and of the courts. Tabulates departmental budget requests for consideration by Board of Supervisors. Classifies and tabulates Assessor's property valuations for tax rate fixing purposes; applies rates after fixing by Board of Supervisors, to individual properties, computes the taxes and enters special assessments for cities.

APPROPRIATIONS $1,655,170

Classification	EXPENDITURES Actual Prior Year 1950-51	Actual Current Year To 1-1-52	Estimated Current Year 1951-52	Requested Fiscal Year 1952-53	Allowed Fiscal Year 1952-53
SALARIES AND WAGES	$1,136,541.60	$ 534,939.37	$1,257,500	$1,524,330	$1,457,720
Deductions					
Salary Savings	$	$	$	$ 75,070	$ 95,902
Service Charges				5,640	5,640
Total Deductions	$	$	$	$ 80,710	$ 101,542
SALARIES AND WAGES—NET	$1,136,541.60	$ 534,939.37	$1,257,500	$1,443,620	$1,356,178
MAINTENANCE AND OPERATION					
Mechanical Service					
Auto Service	$ 1,286.58	$ 577.29	$ 2,097	$ 2,333	$ 2,033
Office Machine Maintenance	9,745.00	9,829.00	9,829		
Rent of Office Equipment	16.00		138	138	138
Repairs and Minor Changes	1,912.27	629.83	3,650	12,772	1,350
Repairs—Operating Equipment	3,614.99	1,943.99	4,296	3,225	3,040
Stores Service					
Federal Reimbursement (Auditor)	14,945.48				
Furnishings and Household Supplies	69.62	36.19	124	60	60
Laundry and Cleaning Supplies	4.82		15	25	25
Laundry, Cleaning & Waste Removal Services	5.90				
Medical, Surgical & Laboratory Supplies	1.08				
Office Services	828.31	70.00	1,746	2,511	2,401
Office Supplies	6,667.89	2,784.24	8,109	10,308	9,613
Other Operating and Maintenance Supplies N. O. C.	3,307.29	399.39	929	912	912
Postage	1,346.50	553.00	1,305	979	979
Printing and Other Reproductive Supps.	257.28	118.38	497	390	365
Rent—Office Equipment	1,343.34	658.79	1,442	1,442	1,442
Repairs—Operating Equipment	6,523.00	16.04	5,687	5,838	5,838
Reports and Bulletins—Departmental	314.44	1,496.27	2,345	1,800	1,800
Small Tools, Implements and Craft Supplies	329.14	211.37	450	400	400
Stationery and Forms	64,733.04	21,266.86	80,900	90,884	89,663
Transportation Services	81.53	14.63	15		
Central Duplicating Bureau					
Stationery and Forms		338.08	1,450	2,770	2,770
All Other					
Auto Mileage	5,806.21	2,775.86	6,340	6,340	6,340
Communication	41.53	77.00	178	160	125
Inspection & Regulation Services				60	60
Insurance—Auto Mileage	1,290.00	655.00	1,380	1,320	1,320
Laundry, Cleaning & Waste Removal Services	4.76				
Office Services	15,687.51	5,240.66	12,605	12,830	12,815
Office Supplies	14.37			20	20
Postage	80,010.00	49,752.00	86,893	91,408	78,408
Rent—Buildings and Offices	13,463.00		48,179		
Stationery and Forms	10.00			10	10

AUDITOR—CONTROLLER—Continued

Classification	EXPENDITURES Actual Prior Year 1950-51	Actual Current Year To 1-1-52	Estimated Current Year 1951-52	Requested Fiscal Year 1952-53	Allowed Fiscal Year 1952-53
Maintenance and Operation—Continued					
All Other—Continued					
Subsistence and Care of Persons	56.70	44.75	272	290	250
Transportation—Local	298.77	89.32	284	308	308
Transportation Services	1,286.65	713.39	1,551	55	55
Traveling Expenses	687.41	115.05	1,500	1,552	1,000
TOTAL MAINTENANCE AND OPERATION	$ 235,990.41	$ 100,406.38	$ 284,206	$ 251,140	$ 223,540
Less Service Charges	1,180.11	167.50	1,780	3,318	3,318
TOTAL MAINTENANCE AND OPERATION —NET	$ 234,810.30	$ 100,238.88	$ 282,426	$ 247,822	$ 220,222
CAPITAL OUTLAY					
Equipment	$ 101,313.90	$ 1,974.62	$ 9,903	$ 95,976	$ 78,770
1 Adding Machine	$ 435				
3 Addressographs	35,435				
Books	65				
1 Bookcase—Base	8				
3 Bookcase—Sections	51				
1 Bookcase—Top	8				
1 Bookkeeping Machine	3,475				
14 Calculating Machines	11,123				
35 Chairs	1,390				
1 Clock, Electric	10				
1 Collating Reproducing Punch	12,620				
16 Desks	1,865				
2 Dictating Machines	850				
1 Erasing Machine	25				
6 Fans, Electric	180				
2 Filing Cabinets	265				
1 Graphotype, Automatic	6,502				
1 Hand Card Cutter	31				
1 Hand Truck	40				
2 Heaters, Electric	30				
1 Line-A-Time	36				
4 Lockers	120				
2 Numbering Machines	72				
1 Stacker, Electric	1,790				
9 Tables	579				
1 Time Stamp, Electric	250				
1 Tool Case	26				
1 Tying Machine, Electric	695				
5 Typewriters	794				
TOTAL AUDITOR—CONTROLLER	$1,472,665.80	$ 637,152.87	$1,549,829	$1,787,418	$1,655,170

Treasurer

Appointive. The County Treasurer is responsible for the collection, custody, and disbursement of County, trust, and district funds. A complete accounting must be made of all receipts and disbursements. The Treasurer also represents the State Controller in the enforcement of the inheritance tax law. All records and accounts pertaining to the Employees Retirement Association are under the control of the Treasurer.

APPROPRIATIONS $289,159

Classification	EXPENDITURES Actual Prior Year 1950-51	Actual Current Year To 1-1-52	Estimated Current Year 1951-52	Requested Fiscal Year 1952-53	Allowed Fiscal Year 1952-53
SALARIES AND WAGES	$ 209,331.62	$ 96,368.68	$ 236,300	$ 276,586	$ 263,577
Less Salary Savings				13,750	15,613
SALARIES AND WAGES—NET	$ 209,331.62	$ 96,368.68	$ 236,300	$ 262,836	$ 247,964
MAINTENANCE AND OPERATION					
Mechanical Service					
Inspection and Regulation Services	$ 130.19	$ 13.70	$ 60	$ 60	$ 60
Office Machine Maintenance	1,424.00	1,423.00	1,423		
Repairs and Minor Changes	271.46			600	550
Repairs—Operating Equipment	19.80	171.23	172		
Stores Service					
Advertising Services		5.80	15	15	15
Inspection and Regulation Services	404.55		550	600	600
Office Services	48.00	38.00	120	60	60
Office Supplies	3,988.26	559.22	900	1,050	1,050
Postage	2,857.01	1,176.35	3,200	3,000	3,000
Printing and Other Reproductive Supps.	343.27	174.06	400	425	425
Rent—Office Equipment	1,968.00	180.00	432	432	432
Repairs—Operating Equipment		138.80	139		
Reports and Bulletins—Departmental	4.53	224.28	1,760	750	750
Stationery and Forms	5,357.96	2,509.57	6,350	6,250	6,250
Central Duplicating Bureau					
Stationery and Forms		62.29	500	600	600
All Other					
Auto Mileage	2,877.29	1,186.38	3,000	3,000	3,000
Fiscal Agent's Fees	10,111.23	4,294.37	12,000	12,000	12,000
Insurance—Auto Mileage	300.00	125.00	300	300	300
Insurance—Money and Securities	601.46	292.72	1,050	1,140	1,140
Office Services	103.18	24.09	100	140	100
Postage	882.87		1,000	1,800	1,700
Professional and Expert Services	1,352.50	530.00	530	2,200	2,200
Transportation — Local	171.66	31.30	150	250	250
Transportation Services	129.02	67.00	133	133	
Traveling Expenses	89.10	251.90	252	550	470
TOTAL MAINTENANCE AND OPERATION	$ 33,435.34	$ 13,479.06	$ 34,536	$ 35,355	$ 34,952
CAPITAL OUTLAY					
Equipment	$ 13,498.45	$ 4,085.27	$ 8,360	$ 7,643	$ 6,243
1 Bookkeeping Machine $2,933					
2 Calculating Machines 1,600					
4 Chairs 140					
1 Desk 150					
5 Filing Cabinets 1,080					
2 Typewriters 340					
TOTAL TREASURER	$ 256,265.41	$ 113,933.01	$ 279,196	$ 305,834	$ 289,159

Assessor

Elective. The County Assessor's Office is required to assess all of the taxable property of the county on an equalized basis and to annually prepare the assessment roll. This roll must contain the legal descriptions and values of all taxable land in the county, the values of improvements and personal property, and the names of the assessees with their addresses, if known. The office is also required to process claims for exemption for veterans, churches, cemeteries, colleges, museums,, and various welfare organizations and to maintain map and plat books on which land and improvements are separately assessed.

APPROPRIATIONS $3,897,373

Classification	EXPENDITURES Actual Prior Year 1950-51	Actual Current Year To 1-1-52	Estimated Current Year 1951-52	Requested Fiscal Year 1952-53	Allowed Fiscal Year 1952-53
SALARIES AND WAGES	$2,943,740.12	$1,011,549.57	$3,470,100	$3,791,292	$3,780,720
Less Salary Savings				313,002	313,002
SALARIES AND WAGES—NET	$2,943,740.12	$1,011,549.57	$3,470,100	$3,478,290	$3,467,718
MAINTENANCE AND OPERATION					
Mechanical Service					
Auto Service	$ 1,963.59	$ 560.82	$ 2,100	$ 2,636	$ 2,636
Office Machine Maintenance	3,155.00	3,362.00	3,362		
Rent—Office Equipment	26.00		50	50	50
Repairs and Minor Changes	1,493.94	115.66	1,489	3,025	175
Repairs — Operating Equipment	9,740.35	2,684.87	6,312	8,300	7,699
Stores Service					
Furnishings and Household Supplies	3.87		10	30	30
Office Services	2,071.12	680.51	2,200	2,225	2,225
Office Supplies	10,017.53	2,871.32	10,000	10,200	10,200
Other Operating and Maintenance Supplies, N. O. C.	117.83	11.20	12	1,025	1,025
Postage	5,081.05	97.15	4,300	4,500	4,500
Printing and Other Reproductive Supplies	7,377.67	5,047.82	8,225	10,250	10,250
Rent—Office Equipment	120,332.09	51,213.78	123,777	126,855	126,855
Repairs to Operating Equipment	8.72		100	100	100
Small Tools, Implements & Craft Supp.	7.15	1.80	45	45	45
Stationery and Forms	60,398.50	28,737.31	73,325	77,408	77,408
Transportation Services			350	1,100	1,100
Central Duplicating Bureau					
Stationery and Forms		96.61	500	2,000	2,000
All Other					
Auto Mileage	101,748.67	32,773.37	111,808	111,808	111,808
Communication	1,366.73	362.90	1,250	1,250	50
Insurance—Auto Mileage	11,115.00	5,225.00	11,500	11,500	11,500
Laundry, Cleaning and Waste Removal Services			720	820	820
Office Services	420.64	169.46	910	910	910
Office Supplies	.75				
Postage	4,829.19	919.43	6,800	7,000	7,000
Professional and Expert Services			500	500	500
Rent—Buildings and Offices	300.00	125.00	12,354	100	
Stationery and Forms	234.75		500	500	500
Storage of Motor Vehicles		1.50	25	25	25
Subsistence and Care of Persons	714.12		750	750	750
Transportation — Local	107.47	8.55	200	200	200
Transportation Services	745.80	411.00	846	25	25
Traveling Expenses	3,094.36	974.18	1,800	3,500	3,500
TOTAL MAINTENANCE AND OPERATION	$ 346,471.89	$ 136,451.24	$ 386,120	$ 388,637	$ 383,886
Less Service Charges	1,055.89	257.00	640		
TOTAL MAINTENANCE AND OPERATION—NET	$ 345,416.00	$ 136,194.24	$ 385,480	$ 388,637	$ 383,886

ASSESSOR—Continued

Classification		EXPENDITURES Actual Prior Year 1950-51	Actual Current Year To 1-1-52	Estimated Current Year 1951-52	Requested Fiscal Year 1952-53	Allowed Fiscal Year 1952-53
CAPITAL OUTLAY						
Equipment	$	24,428.31	$ 3,490.14	$ 27,687	$ 46,464	$ 45,769
4 Adding Machines	$ 1,460					
4 Boards, Charge Out	103					
Books	100					
3 Brackets, Wall	60					
3 Cabinets	285					
5 Calculating Machines	3,650					
18 Cases	2,824					
104 Chairs	3,375					
2 Clocks, Electric	20					
20 Desks	1,665					
1 Fan, Electric	30					
279 Filing Cabinets	23,110					
4 Lights, Mercury	610					
3 Lockers	285					
3 Numbering Machines	137					
3 Racks	1,610					
1 Rectigraph	3,015					
7 Stands	425					
3 Stools	45					
3 Tables	90					
8 Typewriters	2,420					
1 Water Cooler, Electric	300					
10 Wings, Map for Wall Brackets	150					
TOTAL ASSESSOR		$3,313,584.43	$1,151,233.95	$3,883,267	$3,913,391	$3,897,373

Tax Collector

Appointive. The Tax Collector is charged with the responsibility of collecting and distributing current, delinquent, and unsecured personal property taxes. Where taxes are uncollected, it is necessary to prepare a delinqunt roll, advertise the list of delinquent properties and report to the State Controller all properties sold to the State for the initial year's delinquency. The Tax Collector must conduct all sales of tax deeded property after due notice to owners, and issue all deeds. Under a charter provision, the Tax Collector also acts as license collector and collects all business and regulatory licenses.

APPROPRIATIONS $1,126,849

Classification	EXPENDITURES Actual Prior Year 1950-51	Actual Current Year To 1-1-52	Estimated Current Year 1951-52	Requested Fiscal Year 1952-53	Allowed Fiscal Year 1952-53
SALARIES AND WAGES	$ 768,015.41	$ 368,501.01	$ 839,800	$ 935,788	$ 912,865
Deductions					
Salary Savings	$	$	$	$	$ 25,855
Service Charges					6,564
Total Deductions	$	$	$	$	$ 32,419
SALARIES AND WAGES—NET	$ 768,015.41	$ 368,501.01	$ 839,800	$ 935,788	$ 880,446
MAINTENANCE AND OPERATION					
Mechanical Service					
Auto Service	$ 493.89	$ 319.99	$ 1,050	$ 1,060	$ 985
Inspection and Regulation Services	50.16	10.92	75	75	75
Office Machine Maintenance	5,316.00	5,386.00	5,386		
Rent—Office Equipment		6.00	10	10	10
Repairs and Minor Changes	431.44	314.69	700	700	700
Repairs — Operating Equipment	1,626.58	1,875.70	3,100	2,500	2,500
Stores Service					
Advertising Services	81,987.50	4,772.46	74,580	77,700	75,640
Furnishings & Household Supplies	278.13	73.15	400	400	300
Inventory	Cr. 100.03				
Office Services	75.10	24.00	300	1,000	1,000
Office Supplies	5,428.69	3,894.16	7,500	7,500	7,300
Other Operating & Maintenance Supples, N. O. C.	405.18		300	300	200
Postage	3,818.00	1,396.40	6,000	14,000	14,000
Printing & Other Reproductice Supplies	1,891.42	479.55	2,500	2,500	2,250
Rent—Office Equipment	4,889.91	2,273.91	5,332	5,382	5,382
Repairs—Operating Equipment	220.69	17.00	17		
Reports and Bulletins—Departmental	748.03		1,000	1,000	1,000
Stationery and Forms	41,283.69	22,588.67	42,000	44,000	44,000
Transportation Services	60.63				
Central Duplicating Bureau					
Stationery and Forms		170.89	250	1,000	**1,000**
All Other					
Auto Mileage	6,553.82	2,730.70	7,500	8,000	8,000
Custodial and Guard Services	258.20		250	100	100
Inspection and Regulation Services	7.50		25	25	25
Insurance—Auto Mileage	705.00	295.00	840	840	765
Laundry, Cleaning and Waste Removal Services			40	40	40
Office Services	28.26	480.89	1,454	1,454	1,300
Postage	60,241.00	45,002.98	63,000	66,000	66,000
Repairs and Minor Changes	5.54				
Storage, N. O. C.	4.50				
Subsistence and Care of Persons	86.00	42.15	50	50	50
Transportation — Local	10.80	8.20	20	20	20
Transportation Service	279.65	114.97	115	100	100
Traveling Expenses	81.30	82.60	200	200	200
TOTAL MAINTENANCE AND OPERATION	$ 217,166.58	$ 92,360.98	$ 223,994	$ 235,956	$ 232,942
Less Service Charges				1,183	1,183
TOTAL MAINTENANCE AND OPERATION—NET	$ 217,166.58	$ 92,360.98	$ 223,994	$ 234,773	$ 231,759

TAX COLLECTOR—Continued

Classification	EXPENDITURES Actual Prior Year 1950-51	Actual Current Year To 1-1-52	Estimated Current Year 1951-52	Requested Fiscal Year 1952-53	Allowed Fiscal Year 1952-53
CAPITAL OUTLAY					
Equipment	$ 20,946.85	$ 1,128.58	$ 11,790	$ 16,034	$ 14,644
1 Addressograph Machine $1,850					
32 Cabinets 7,715					
2 Calculating Machines 1,600					
21 Chairs 725					
2 Desks 225					
1 File 600					
2 Hoods 410					
14 Numbering Machines 504					
2 Stands 110					
12 Tables 840					
1 Truck 65					
TOTAL TAX COLLECTOR	$1,006,128.84	$ 461,990.57	$1,075,584	$1,186,595	$1,126,849

Purchasing and Stores Department

The Purchasing and Stores Department makes all agreements, places all orders and generally attends to the merchandising needs and services of the county; operates a general store which receives, checks, weighs, inspects, stores and delivers materials and supplies to the county departments, and sells old salvage and property no longer required for county service.

APPROPRIATIONS $611,504

Classification	EXPENDITURES Actual Prior Year 1950-51	Actual Current Year To 1-1-52	Estimated Current Year 1951-52	Requested Fiscal Year 1952-53	Allowed Fiscal Year 1952-53
SALARIES AND WAGES	$ 448,920.04	$ 239,680.51	$ 567,500	$ 815,467	$ 732,748
Deductions					
Salary Savings	$	$	$	$ 70,945	$ 74,000
Service Charges				36,008	1,500
Departmental Credits				81,258	87,800
Total Deductions	$	$	$	$ 188,211	$ 163,300
SALARIES AND WAGES—NET	$ 448,920.04	$ 239,680.51	$ 567,500	$ 627,256	$ 569,448
MAINTENANCE AND OPERATION					
Mechanical Service					
Auto Service	$ 7,980.89	$ 3,357.03	$ 8,000	$ 13,002	$ 10,968
Office Machine Maintenance	1,664.00	1,664.00	1,664		
Repairs and Minor Changes	2,176.45		1,401	5,832	2,000
Repairs — Operating Equipment	1,791.79	138.57	700	700	700
Stores Service					
Analyzing, Testing & Weighing Services	248.58	37.72	150	150	150
Automotive Supplies	183.21				
Educational & Recreational Supplies	7.31				
Feed & Forage for Animals	10.61				
Furnishings & Household Supplies	919.82	170.92	1,100	1,100	1,100
Inspection and Regulation Services	15.00	17.06	35	35	35
Laundry and Cleaning Supplies	260.79	230.29	700	700	700
Laundry, Cleaning & Waste Removal Services	19.50	3.26	30	30	30
Medical, Surgical & Laboratory Supplies	10.04	10.31	25	30	30
Office Services	891.15	71.11	3,100	3,100	3,100
Office Supplies	7,869.12	1,401.45	3,500	3,500	3,500
Other Operating & Maint. Supplies, N. O. C.	7,652.87	846.24	4,000	4,000	4,000
Postage	9,182.49	2,015.00	8,000	8,000	8,000
Printing & Other Reproductive Supplies	2,394.43	871.01	1,000	2,000	2,000
Rent—Office Equipment	173.70	148.70	200	200	200
Rent—Special Equipment	85.00				
Repairs and Minor Changes	550.10		1,600	1,600	1,600
Repairs — Operating Equipment	305.23	218.77	500	700	700
Reports & Bulletins—Departmental	322.87		815	1,000	1,000
Small Tools, Implements and Craft Supplies	231.72	67.67	150	300	300
Stationery and Forms	7,109.97	2,443.97	14,800	14,300	14,300
Store Loss	7,437.59	292.09	2,000	2,000	2,000
Wearing Apparel	18.06				
Central Duplicating Bureau					
Stationery and Forms		5.46	500	1,000	1,000

PURCHASING AND STORES DEPARTMENT—Continued

Classification	EXPENDITURES Actual Prior Year 1950-51	Actual Current Year To 1-1-52	Estimated Current Year 1951-52	Requested Fiscal Year 1952-53	Allowed Fiscal Year 1952-53
MAINTENANCE AND OPERATION—Continued					
All Other					
Auto Mileage	529.97	240.15	575	600	600
Communication	69.78	38.38	250	250	100
Insurance—Auto Mileage	60.00	25.00	60	60	60
Office Services	133.44	45.02	170	200	200
Other Operating & Maintenance Supplies, N. O. C.	15.93	2.50	20		
Postage	1.73		20	20	20
Small Tools, Implements & Craft Supplies		6.98	10		
Transportation Service	476.00	270.00	539		
Traveling Expenses	1,703.07	1,111.22	2,250	2,250	2,250
TOTAL MAINTENANCE AND OPERATION	$ 62,502.21	$ 15,749.88	$ 57,864	$ 66,659	$ 60,643
Deductions					
Service Charges	$ 49,078.14	$	$ 37,000	$ 37,500	$ 37,500
Departmental Credits				6,588	
Total Deductions	$ 49,078.14	$	$ 37,000	$ 44,088	$ 37,500
TOTAL MAINTENANCE AND OPERATION—NET	$ 13,424.07	$ 15,749.88	$ 20,864	$ 22,571	$ 23,143
CAPITAL OUTLAY					
Equipment	$ 9,001.60	$ 3,466.64	$ 24,365	$ 25,428	$ 18,913
Books	$ 150				
2 Bookcase—Bases	16				
4 Bookcase—Sections	68				
2 Bookcase—Tops	16				
2 Cabinets	200				
21 Chairs	725				
8 Desks	1,225				
25 Filing Cabinets	2,075				
1 Fork Lift—Hydraulic	3,500				
1 Glossmeter	200				
1 Incinerator	2,400				
50 Lockers	750				
5 Numbering Machines	180				
1 Refrigerator	300				
Rest Room Furniture	1,000				
Shelving Steel	4,000				
2 Skids—Barrel	80				
1 Stacker	500				
1 Stand	55				
1 Stapler, Electric	150				
1 Stove	300				
1 Tap and Die Set	105				
1 Time Stamp	250				
1 Tray	18				
14 Transfiles	200				
2 Trucks, Hand	80				
1 Vacuum Cleaner	50				
1 Washability and Abrasion Testing Machine	320				
TOTAL PURCHASING AND STORES DEPARTMENT	$ 471,345.71	$ 258,897.03	$ 612,729	$ 675,255	$ 611,504

Purchasing and Stores---Stock Account

This appropriation is for purchase of commodities used by the county and, as will be noted, is all charged out to the various departments of the county, the Flood Control District, and School Districts.

Classification	EXPENDITURES Actual Prior Year 1950-51	Actual Current Year To 1-1-52	Estimated Current Year 1951-52	Requested Fiscal Year 1952-53	Allowed Fiscal Year 1952-53
MAINTENANCE AND OPERATION					
Stores Stock Account	$	$	$2,900,000	$4,000,000	$4,000,000
Less Service Charges			2,900,000	4,000,000	4,000,000
TOTAL PURCHASING AND STORES—STOCK ACCOUNT	$	$	$	$	$

Bindery and Microfilm Service

The Bindery and Microfilm Service, operating under the Purchasing and Stores Department, renders central book bindery and microfilming service to county departments. The appropriation is entirely offset by service charges to the requisitioning departments.

APPROPRIATIONS $250

Classification	EXPENDITURES Actual Prior Year 1950-51	Actual Current Year To 1-1-52	Estimated Current Year 1951-52	Requested Fiscal Year 1952-53	Allowed Fiscal Year 1952-53
MAINTENANCE AND OPERATION					
Salaries and Wages	$ 32,983.74	$ 15,875.46	$ 35,000	$ 20,000	$ 20,000
Services and Supplies	Cr. 47,958.28	Cr. 20,744.62	Cr. 45,000		
TOTAL MAINTENANCE AND OPERATION	$Cr. 14,974.54	$Cr. 4,869.16	$Cr. 10,000	$ 20,000	$ 20,000
Less Service Charges				20,000	20,000
TOTAL MAINTENANCE AND OPERATION—NET	$Cr. 14,974.54	$Cr. 4,869.16	$Cr. 10,000	$	$
CAPITAL OUTLAY					
Equipment	$ 2,976.90	$ 687.89	$ 995	$ 250	$ 250
1 Dispenser $ 65					
1 Jogger 185					
TOTAL BINDERY AND MICROFILM SERVICE	$Cr. 11,997.64	$Cr. 4,181.27	$Cr. 9,005	$ 250	$ 250

District Attorney

Elective. Investigates crimes, conducts prosecutions of persons charged with crime, prosecutes in the courts both felony and misdemeanor cases, enforces statutes requiring responsible persons to support their dependents. As one of the three members of the County Parole Board, the District Attorney grants or denies applications for parole.

APPROPRIATIONS $1,255,874

Classification	EXPENDITURES Actual Prior Year 1950-51	Actual Current Year To 1-1-52	Estimated Current Year 1951-52	Requested Fiscal Year 1952-53	Allowed Fiscal Year 1952-53
SALARIES AND WAGES	$ 989,170.62	$ 445,607.61	$1,090,000	$1,258,644	$1,242,168
Less Salary Savings				48,169	85,299
SALARIES AND WAGES—NET	$ 989,170.62	$ 445,607.61	$1,090,000	$1,210,475	$1,156,869
MAINTENANCE AND OPERATION					
Mechanical Service					
Auto Service	$ 5,340.38	$ 2,593.04	$ 6,000	$ 7,492	$ 7,070
Office Machine Maintenance	1,278.00	1,353.00	1,353		
Repairs and Minor Changes	1,287.31	443.27	1,000	1,000	1,000
Repairs—Operating Equipment	1,673.96	506.84	2,000	2,000	1,800
Transportation Service			100	100	100
Stores Service					
Advertising Services				5	5
Communication	155.45				
Furnishings & Household Supplies	6.30				
Laundry, Cleaning & Waste Removal Service		1.74	75		
Medical, Surgical & Laboratory Supplies		29	10	10	10
Office Services	2,251.15	1,782.60	4,200	5,000	4,280
Office Supplies	5,980.38	1,361.67	4,000	4,500	4,500
Other Operating & Maint. Supplies, N. O.C.	931.02	120.20	1,100	1,100	950
Postage	900.00	760.00	1,800	2,000	1,800
Printing and Other Reproductive Supp.	449.45	580.87	1,700	2,000	1,750
Reports and Bulletins—Departmental	11.00		15	15	15
Small Tools, Implements and Craft Supplies	14.20	2.84	10	10	10
Stationery and Forms	3,963.83	1,087.05	5,200	5,200	4,000
Wearing Apparel			405	30	30
Central Duplicating Bureau					
Stationery and Forms		64.05	1,000	2,750	2,750
All Other					
Auto Mileage	25,074.92	11,864.90	25,000	27,000	27,000
Communication	2,687.94	905.74	3,708	3,708	750
Criminal Investigation Expense		10,000.00	20,000	20,000	20,000
Insurance—Auto Mileage	3,940.00	1,875.00	4,320	4,800	4,800
Office Services	2,304.25	322.55	825	825	390
Office Supplies		1.56	2		
Professional and Expert Services	6,435.75	2,395.00	7,500	7,500	7,000
Rent—Buildings and Offices			15,473	50	50
Reporting and Transcribing	641.20	667.20	1,000	1,200	1,000
Special Services	15,000.00		50	50	50
Storage of Motor Vehicles			50	50	50
Subsistence & Care of Persons		14.00	14		
Transportation — Local	115.85	25.12	225	225	125
Transportation Service	500.00	283.00	600	50	50
Traveling Expenses	939.00	716.75	1,500	1,500	1,500
Witness Fees and Expense	109.50				
TOTAL MAINTENANCE AND OPERATION	$ 81,990.84	$ 39,728.28	$ 110,235	$ 100,170	$ 92,835

DISTRICT ATTORNEY—Continued

Classification		EXPENDITURES Actual Prior Year 1950-51	Actual Current Year To 1-1-52	Estimated Current Year 1951-52	Requested Fiscal Year 1952-53	Allowed Fiscal Year 1952-53
CAPITAL OUTLAY						
Equipment		$ 8,101.73	$ 755.06	$ 2,995	$ 14,440	$ 6,170
1 Adding Machine	$ 365					
1 Bookcase rack	79					
Books	1,200					
3 Chairs	140					
2 Costumers	30					
2 Desks	235					
3 Dictating Machines	900					
4 Fans	125					
1 Filing Cabinet—Chaindex	276					
1 Foot Stool	10					
1 Photocopy Machine	125					
1 Transcriber	375					
44 Transfer cases	660					
6 Typewriters	1,650					
TOTAL DISTRICT ATTORNEY		$1,079,263.19	$ 486,090.95	$1,203,230	$1,325,085	$1,255,874

County Counsel

Appointive. Renders legal advice to county, township and district officers relative to official duties, represents the county, flood control and all school districts, and the superior and municipal courts in litigation to which they are parties, and in certain prescribed cases defends county and district employees.

APPROPRIATIONS $406,492

Classification	EXPENDITURES Actual Prior Year 1950-51	Actual Current Year To 1-1-52	Estimated Current Year 1951-52	Requested Fiscal Year 1952-53	Allowed Fiscal Year 1952-53
SALARIES AND WAGES	$ 322,240.81	$ 152,918.89	$ 356,400	$ 411,225	$ 411,225
Less Salary Savings				29,455	35,018
SALARIES AND WAGES—NET	$ 322,240.81	$ 152,918.89	$ 356,400	$ 381,770	$ 376,207
MAINTENANCE AND OPERATION					
Mechanical Service					
Auto Service	$ 766.72	$ 358.03	$ 974	$ 1,064	$ 1,064
Office Machine Maintenance	443.00	525.00	525		
Rent—Office Equipment	4.00		48	48	48
Repairs and Minor Changes	133.13	13.88	150	150	150
Repairs—Operating Equipment	1,385.16	191.35	525	485	485
Stores Service					
Advertising Services	34.92	48.96	50		
Furnishings and Household Supplies				720	720
Office Services	1,125.80	427.21	1,270	1,408	1,408
Office Supplies	2,992.30	817.74	2,042	1,640	1,640
Postage	917.50	120.00	650	650	650
Printing and Other Reproductive Supp.	411.16	95.08	600	1,200	1,200
Rent—Special Equipment, N. O. C.	60.00	5.00	5		
Reports and Bulletins—Departmental	3,440.38	973.92	3,700	3,700	3,700
Stationery and Forms	1,517.74	1,090.13	2,250	2,460	2,460
All Other					
Advertising Services			75	80	80
Auto Mileage	215.03	140.18	1,045	1,045	1,045
Communication	75.63	.90	50	100	100
Insurance—Auto Mileage	5.00	15.00	60	60	60
Jury Expense	27.50	18.06	200	300	300
Jury Fees	168.00	72.00	225	200	200
Jury Mileage	105.75	51.30	165	178	178
Office Services	128.30	1,024.30	1,597	565	565
Postage	2.41				
Professional and Expert Services	1,925.00		2,500	7,000	7,000
Public Office and Court Service		550.85	1,100	1,200	1,200
Rent—Special Equipment, N. O. C.			60	60	60
Reporting and Transcribing	573.58	586.03	4,000	5,000	4,000
Special Services	543.66				
Transportation, Local	315.20	88.00	350	350	350
Transportation Service	167.27	94.33	197	25	25
Traveling Expenses	461.53	615.12	1,500	2,000	2,000
Witness Fees and Expenses		21.80	100	122	122
TOTAL MAINTENANCE AND OPERATION	$ 17,945.67	$ 7,944.17	$ 26,013	$ 31,810	$ 30,810
Less Service Charges				4,500	4,500
TOTAL MAINTENANCE AND OPERATION—NET	$ 17,945.67	$ 7,944.17	$ 26,013	$ 27,310	$ 26,310

COUNTY COUNSEL—Continued

Classification		EXPENDITURES Actual Prior Year 1950-51	Actual Current Year To 1-1-52	Estimated Current Year 1951-52	Requested Fiscal Year 1952-53	Allowed Fiscal Year 1952-53
CAPITAL OUTLAY						
Equipment		$ 4,832.78	$ 268.20	$ 1,660	$ 4,331	$ 3,975
Books	$1,600					
4 Bookcase—Bases	40					
15 Bookcase—Sections	300					
4 Bookcase—Tops	40					
4 Chairs	305					
5 Desks	855					
2 Filing Cabinets	220					
1 Filing Caddy	30					
2 Lockers	50					
4 Tables	115					
2 Typewriters	420					
TOTAL COUNTY COUNSEL		$ 345,019.26	$ 161,131.26	$ 384,073	$ 413,411	$ 406,492

Public Defender

Appointive. Criminal jurisdiction: the Public Defender is required by the law, upon request or by order of court, to defend all persons financially unable to employ counsel who are charged with any contempt or criminal offense triable in the Superior Court at all stages of the proceedings, including the preliminary examination. Civil jurisdiction: The Public Defender is also required, upon request, in civil cases to represent claimants financially unable to employ counsel, where the sum involved does not exceed $100, and to defend in civil cases where the person is being persecuted or unjustly harassed.

APPROPRIATIONS $188,770

Classification	EXPENDITURES				
	Actual Prior Year 1950-51	Actual Current Year To 1-1-52	Estimated Current Year 1951-52	Requested Fiscal Year 1952-53	Allowed Fiscal Year 1952-53
SALARIES AND WAGES	$ 150,288.34	$ 66,991.07	$ 163,100	$ 207,536	$ 199,844
Less Salary Savings				18,578	16,893
SALARIES AND WAGES—NET	$ 150,288.34	$ 66,991.07	$ 163,100	$ 188,958	$ 182,951
MAINTENANCE AND OPERATION					
Mechanical Service					
Auto Service	$ 1,866.96	$ 541.37	$ 2,016	$ 3,500	$ 2,316
Office Machine Maintenance	139.00	139.00	139		
Repairs—Operating Equipment	21.43		61	125	125
Stores Service					
Office Services	171.00	173.00	173	185	185
Office Supplies	126.46	76.13	200	320	320
Postage	95.00	65.00	130	150	150
Stationery and Forms	446.17	150.91	342	440	440
Central Duplicating Bureau					
Stationery and Forms		18.01	50	60	60
All Other					
Auto Mileage				378	378
Communication	131.65	44.12	90	120	120
Insurance—Auto Mileage				120	120
Office Services	10.00		75	75	
Professional and Expert Services	200.00	100.00	400	400	400
Rent—Buildings and Offices			1,817		
Reporting and Transcribing	15.00	20.00	25	25	25
Transportation, Local	90.00	60.00	175	175	175
Transportation Services	82.00	47.00	93		
Traveling Expenses	10.66	98.15	100	100	100
TOTAL MAINTENANCE AND OPERATION	$ 3,405.33	$ 1,532.69	$ 5,886	$ 6,173	$ 4,914
CAPITAL OUTLAY					
Equipment	$ 284.88	$ 18.15	$ 355	$ 1,165	$ 905
Books $150					
2 Chairs 170					
3 Desks 350					
1 Typewriter 235					
TOTAL PUBLIC DEFENDER	$ 153,978.55	$ 68,541.91	$ 169,341	$ 196,296	$ 188,770

Civil Service Commission

Created by Charter, with Commissioners appointed by the Board of Supervisors. The Civil Service Commission is responsible for the following: classification and determination of the duties of all positions in the classified service, recruiting of employees, training programs for County employees, fixing standards of performance efficiency, and the handling of such inservice matters as payroll checking, transfers, leaves of absence, efficiency ratings and separations from service. The Commission also performs many of the above services for various cities, on a contract basis.

APPROPRIATIONS $556,781

Classification	EXPENDITURES Actual Prior Year 1950-51	Actual Current Year To 1-1-52	Estimated Current Year 1951-52	Requested Fiscal Year 1952-53	Allowed Fiscal Year 1952-53
SALARIES AND WAGES	$ 460,101.18	$ 210,261.40	$ 490,000	$ 638,013	$ 610,329
Deductions					
Salary Savings	$	$	$	$ 31,254	$ 40,714
Service Charges				59,000	59,000
Total Deductions	$	$	$	$ 90,254	$ 99,714
SALARIES AND WAGES—NET	$ 460,101.18	$ 210,261.40	$ 490,000	$ 547,759	$ 510,615
MAINTENANCE AND OPERATION					
Mechanical Service					
Auto Service	$ 248.75	$ 133.50	$ 450	$ 500	$ 450
Office Machine Maintenance	1,729.00	2,249.00	2,249		
Rent—Office Equipment		18.00	36	36	36
Repairs and Minor Changes	134.56	41.64	150	2,761	1,663
Repairs — Operating Equipment	922.56	253.54	900	1,580	930
Transportation Services			15	25	25
Stores Service					
Advertising Service	376.64	177.62	450	3,000	2,500
Educational and Recreational Supplies	66.71	15.84	175	200	150
Educational Services	10.00	20.00	100	100	50
Laundry, Cleaning and Waste Removal Service	5.60	3.00	10	10	10
Furnishings and Household Supplies	29.79				
Medical, Surgical & Laboratory Supplies	614.20	2.36	50	50	50
Office Services	729.24	145.25	799	850	799
Office Supplies	3,469.10	1,273.06	2,860	2,075	1,975
Postage	4,102.43	110.30	1,000	1,500	1,000
Printing and Other Reproductive Supps	54.22	15.80	50	2,800	2,750
Professional & Expert Services	12.75				
Rent—Office Equipment	1,440.00	600.00	1,440	1,440	1,440
Reporting and Transcribing	191.25	89.25	1,500	1,000	500
Reports and Bulletins—Departmental	9,162.12	2,008.80	8,500	10,715	8,480
Small Tools, Implements and Craft Supplies	153.51	66.35	150	50	50
Stationery and Forms	10,442.79	3,193.66	9,000	6,800	5,300
Central Duplicating Bureau					
Stationery and Forms		676.34	6,000	8,750	8,750

CIVIL SERVICE COMMISSION—Continued

Classification	EXPENDITURES Actual Prior Year 1950-51	Actual Current Year To 1-1-52	Estimated Current Year 1951-52	Requested Fiscal Year 1952-53	Allowed Fiscal Year 1952-53
MAINTENANCE AND OPERATION—Contd.					
All Other					
Auto Mileage	781.28	295.85	800	850	800
Communication	39.12	3.55	50	50	50
Educational Services	860.50	125.00	1,750	1,750	1,500
Insurance—Auto Mileage	180.00	70.00	180	180	180
Office Services	532.33	114.20	475	325	325
Postage	4.22	.67	10	10	10
Professional and Expert Services	36,954.12	11,326.85	37,221	720	720
Rent—Building and Offices				100	50
Stationery and Forms	91.00		100		
Transportation, Local	121.50	36.90	150	225	190
Transportation Service	510.52	286.73	591	25	25
Traveling Expenses	588.70	329.50	450	450	450
TOTAL MAINTENANCE AND OPERATION	**$ 74,558.51**	**$ 23,682.56**	**$ 77,661**	**$ 48,927**	**$ 41,208**
CAPITAL OUTLAY					
Equipment	**$ 7,884.94**	**$ 920.00**	**$ 3,483**	**$ 13,523**	**$ 4,958**
Books $ 150					
13 Chairs 373					
6 Cushions 210					
5 Desks 565					
3 Fans 150					
3 Filing Cabinets 450					
6 Kardex Cabinets 1,092					
1 Kardex Base 500					
1 Screen, Projection 38					
2 Tables 205					
Testing Apparatus 50					
6 Typewriters 1,175					
TOTAL CIVIL SERVICE COMMISSION	**$ 542,544.63**	**$ 234,863.96**	**$ 571,144**	**$ 610,209**	**$ 556,781**

Surveyor

Appointive. The principal duties of the County Surveyor's Department are: Surveying and mapping as required by State Law, including surveys and maps, of county highways; compiling and revising of Assessor's maps, precinct maps, special district maps, county property records, county map indexing system; checking subdivision maps; preparation of legal description for county purposes and for the land title court; compiling and revising house numbering maps for unincorporated communities; making field surveys for designing and building sewers and storm drains; maintenance and operation of county sewer and storm drain systems; making assessments under special district proceedings; and making such other surveys, maps, investigations, and reports as are required by the Board of Supervisors.

APPROPRIATIONS $1,579,133

Classification	EXPENDITURES Actual Prior Year 1950-51	Actual Current Year To 1-1-52	Estimated Current Year 1951-52	Requested Fiscal Year 1952-53	Allowed Fiscal Year 1952-53
SALARIES AND WAGES	$1,269,173.62	$ 528,452.67	$1,643,300	$2,099,644	$1,978,723
Deductions					
Salary Savings	$	$	$	$ 75,225	$ 312,772
Service Charges				214,769	208,577
Total Deductions	$	$	$	$ 289,994	$ 521,349
SALARIES AND WAGES—NET	$1,269,173.62	$ 528,452.67	$1,643,300	$1,809,650	$1,457,374
MAINTENANCE AND OPERATION					
Mechanical Service					
Auto Service	$ 42,785.46	$ 18,178.24	$ 50,000	$ 63,181	$ 61,681
Office Machine Maintenance	4,982.00	5,188.00	5,188	135	135
Repairs and Minor Changes	846.64	295.74	1,000	4,000	4,000
Repairs — Operating Equipment	1,983.34	1,285.68	3,000	4,500	4,500
Special Services	345.49				
Stores Service					
Analyzing, Testing & Weighing Services	1,280.58	608.23	1,600	1,800	1,800
Furnishings and Household Supplies	102.63	58.52	200	200	200
Laundry and Cleaning Supplies	12.10				
Medical, Surgical and Laboratory Supplies	1,726.52	184.90	700	1,000	1,000
Office Services	2,347.45	1,098.18	3,500	4,500	4,000
Office Supplies	7,414.47	4,506.98	14,000	18,000	17,000
Other Operating and Maint. Supplies, N. O. C.	9,111.69	1,913.75	7,000	34,000	32,500
Postage	1,555.00	1,005.00	2,000	2,500	2,500
Printing and Other Reproductive Supps.	1,364.40	468.59	1,000	3,000	2,700
Repairs—Operating Equipment	1,487.77	686.37	2,500	3,300	3,300
Reports and Bulletins—Departmental	204.68	483.79	1,500	1,700	1,400
Small Tools, Implements and Craft Supplies	2,398.44	1,075.13	4,000	5,000	4,500
Stationery and Forms	9,036.03	3,137.68	10,000	14,000	13,000
Central Duplicating Bureau					
Stationery and Forms		445.95	1,000	1,500	1,500
All Other					
Auto Mileage	51.20		400	950	950
Auto Service	5.11				
Communication	5.47		15	30	30
Heat, Light and Power Services	94.70	22.46	100		
Office Services	20,989.95	9,072.14	25,000	25,300	25,300
Office Supplies			10	10	10

SURVEYOR—Continued

Classification	Actual Prior Year 1950-51	Actual Current Year To 1-1-52	Estimated Current Year 1951-52	Requested Fiscal Year 1952-53	Allowed Fiscal Year 1952-53
	EXPENDITURES				
MAINTENANCE AND OPERATION—Continued					
All Other—Continued					
Postage	2.03	.75	10	10	10
Rent—Bldgs. and Offices			4,000		
Rent—Land			600		
Repairs — Operating Equipment	80.00	55.50	100	100	100
Small Tools, Implements and Craft Supplies			50	50	50
Stationery and Forms			20	20	20
Subsistence and Care of Persons	1,686.30	442.20	2,200	2,200	2,200
Transportation, Local	19.10	9.80	100	200	200
Transportation Services	245.00	139.00	278		
Traveling Expenses	245.12		100	350	350
TOTAL MAINTENANCE AND OPERATION	$ 112,408.67	$ 50,362.58	$ 141,171	$ 191,536	$ 184,936
Less Service Charges	24,383.10	8,405.12	30,000	83,285	80,185
TOTAL MAINTENANCE AND OPERATION —NET	$ 88,025.57	$ 41,957.46	$ 111,171	$ 108,251	$ 104,751
CAPITAL OUTLAY					
Equipment	$ 19,459.59	$ 1,590.43	$ 11,900	$ 24,898	$ 17,008
2 Adding Machines $1,050					
Books 150					
3 Bookcases 198					
1 Bookcase & File Cabinet Combination 332					
7 Calculating Machines 5,200					
13 Cases, Steel 1,305					
6 Chairs 170					
1 Clock, Electric 10					
7 Desks 1,050					
1 Dictating & Transcribing Machine 610					
4 Drafting Machines 416					
19 Erasing Machines 475					
1 Fan, Electric 30					
15 Files 1,710					
10 Folders, Plan 98					
10 Lamps, Desk 200					
1 Line-A-Time 36					
3 Racks, Book and Map 370					
1 Stand, Stenograph Machine 10					
22 Stools, Drafting 889					
6 Tables 929					
7 Typewriters 1,770					
TOTAL SURVEYOR	$1,376,658.78	$ 572,000.56	$1,766,371	$1,942,799	$1,579,133

Blueprint Service

This appropriation includes the total cost of operating the County Surveyor's Blueprint plant. Various county maps and records are reproduced at cost for departments of the County, private surveyors, engineers and the general public.

APPROPRIATIONS $8,400

Classification	EXPENDITURES				
	Actual Prior Year 1950-51	Actual Current Year To 1-1-52	Estimated Current Year 1951-52	Requested Fiscal Year 1952-53	Allowed Fiscal Year 1952-53
MAINTENANCE AND OPERATION					
Salaries and Wages	$ 55,277.87	$ 22,881.67	$ 55,000	$ 58,995	$ 58,995
Services and Supplies	29,345.16	9,207.74	30,000	45,000	45,000
TOTAL MAINTENANCE AND OPERATION	$ 84,623.03	$ 32,089.41	$ 85,000	$ 103,995	$ 103,995
Less Service Charges	94,508.02	26,238.86	78,500	95,595	95,595
TOTAL BLUEPRINT SERVICE—NET	$Cr. 9,884.99	$ 5,850.55	$ 6,500	$ 8,400	$ 8,400

County Engineer

Appointive. Duties include title searching and property appraisal; designing and inspecting construction of sanitary sewers and storm drains; investigating and disposal of industrial waste; administration and operation of the County Water Works Districts; preparation of plans and supervision of the construction of County buildings; development and operation of airports; administering the provisions of the building, electrical, and plumbing ordinances in the unincorporated territory, including the checking of building plans for structural strength and safety, inspecting construction, examining and licensing plumbers and electricians; and doing such other engineering work as required by the Board of Supervisors.

APPROPRIATIONS $2,207,797

Classification	EXPENDITURES Actual Prior Year 1950-51	Actual Current Year To 1-1-52	Estimated Current Year 1951-52	Requested Fiscal Year 1952-53	Allowed Fiscal Year 1952-53
SALARIES AND WAGES	**$1,604,054.08**	**$ 744,744.10**	**$1,829,800**	**$3,272,213**	**$3,089,694**
Deductions					
Salary Savings	$	$	$	$ 119,144	$ 212,000
Service Charges				898,733	843,914
Total Deductions	$	$	$	**$1,017,877**	**$1,055,914**
SALARIES AND WAGES—NET	**$1,604,054.08**	**$ 744,744.10**	**$1,829,800**	**$2,254,336**	**$2,033,780**
MAINTENANCE AND OPERATION					
General Services					
All Other					
Analyzing, Testing and Weighing Service	$ 1,280.58	$ 217.18	$ 1,600	$ 1,800	$ 1,800
Auto Mileage	30,792.38	14,770.39	38,000	47,520	46,520
Auto Service	9,996.04	2,317.22	15,000	26,000	24,500
Communication	99.50	17.90	100	200	200
Furnishings and Household Supplies	7.97				
Insurance—Auto Mileage	3,805.00	1,900.00	4,500	5,280	5,280
Medical, Surgical and Laboratory Supp...	1,693.85	90.67	700	1,000	1,000
Office Machine Maintenance		1,688.00	1,688		
Office Services	9,876.25	3,702.13	12,000	27,200	26,500
Office Supplies	2,197.33	1,524.24	7,000	10,000	10,000
Other Operating and Maintenance Supplies, N. O. C.	71.64	23.31	100	400	400
Postage	666.53	371.50	2,500	3,500	3,500
Printing & Other Reproductive Supplies	1,179.89	272.96	1,000	3,000	2,700
Rent—Special Equipment, N. O. C.			2,000	4,200	4,200
Repairs and Minor Changes	1,514.56		500	2,000	2,000
Repairs — Operating Equipment	2,211.22	413.11	1,500	2,000	2,000
Reports & Bulletins—Departmental	61.41	148.04	1,000	1,200	900
Small Tools, Implements and Craft Supplies	22.67	68.66	200	500	500
Special Services	578.83	299.50	600	600	600
Stationery and Forms	2,542.39	592.19	5,000	7,000	6,000
Subsistence and Care of Persons	470.75	302.95	800	1,000	1,000
Transportation—Local	21.30		100	150	150
Transportation Services	245.00	139.00	278		
Traveling Expenses	90.75	67.50	200	500	500
Total General Services	**$ 69,425.84**	**$ 28,926.45**	**$ 96,366**	**$ 145,050**	**$ 140,250**
Building and Safety					
Mechanical Service					
Auto Service	$	$	$	$ 2,045	$ 2,045
Repairs and Minor Changes				1,000	1,000
Repairs—Operating Equipment				500	500
Stores Service					
Furnishings & Household Supplies				300	300
Laundry & Cleaning Supplies				80	80
Medical, Surgical & Laboratory Supplies				10	10
Office Services				350	350
Office Supplies				1,700	1,700
Other Operating & Maintenance Supplies, N. O. C.				100	100
Postage				1,500	1,500
Printing & Other Reproductive Supplies				250	250
Reports & Bulletins—Departmental				2,000	1,300

COUNTY ENGINEER—Continued

Classification		EXPENDITURES Actual Prior Year 1950-51	Actual Current Year To 1-1-52	Estimated Current Year 1951-52	Requested Fiscal Year 1952-53	Allowed Fiscal Year 1952-53
MAINTENANCE AND OPERATION—Continued						
Building and Safety—Continued						
Stores Service—Continued						
Small Tools, Implements & Craft Supplies					20	20
Stationery and Forms					4,500	4,500
Central Duplicating Bureau						
Stationery and Forms					500	500
All Other						
Auto Mileage					45,000	44,000
Insurance—Auto					7,200	7,200
Office Services					1,700	1,700
Subsistence & Care of Persons					400	400
Transportation, Local					50	50
Traveling Expenses					1,127	1,127
Total Building and Safety		$ 115,004.63	$ 36,537.94	$ 118,793	$ 70,332	$ 68,632
Aviation		$ 17,874.28	$ 7,341.16	$ 34,569	$	$
TOTAL MAINTENANCE AND OPERATION		$ 202,304.75	$ 72,805.55	$ 249,728	$ 215,382	$ 208,882
Less Service Charges		4,316.62	1,088.99	10,600	48,498	48,498
TOTAL MAINTENANCE AND OPERATION—NET		$ 197,988.13	$ 71,716.56	$ 239,128	$ 166,884	$ 160,384
CAPITAL OUTLAY						
Equipment		$ 7,139.40	$ 2,797.01	$ 15,513	$ 22,937	$ 13,633
2 Blackboards	$ 150					
4 Bookcases	200					
4 Bookcase—Bases	32					
8 Bookcase—Sections	136					
4 Boocase—Tops	32					
Books	250					
2 Calculating Machines	1,325					
25 Chairs	701					
1 Charger, Storage Battery	20					
2 Clocks	20					
1 Constant Voltage Meggers	122					
9 Desks	1,040					
1 Drafting Machine	152					
2 Erasing Machines	50					
1 Fan, Electric	35					
32 Filing Cabinets	3,984					
3 Heaters, Gas	150					
1 Intercommunication Set with 2 Receivers	500					
13 Lamps	422					
1 Low Resistance Ohmmeter	355					
1 Map Filing, Case	40					
2 Map Frames	100					
2 Map Racks, Horizontal	350					
1 Photo Copy Machine	150					
1 Projection Machine	100					
1 Portable Electric Testing Instrument	85					
2 Shelves	175					
1 Stirrer, Magnetic	27					
13 Stools	538					
5 Tables	854					
1 Tachometer	115					
1 Typewriter Stand	55					
5 Typewriters	1,330					
1 Variable Transformer	38					
TOTAL COUNTY ENGINEER		$1,809,181.61	$ 819,257.67	$2,084,441	$2,444,157	$2,207,797

Regional Planning Commission

The Regional Planning Commission advises the Board of Supervisors in matters concerning the physical development of the County as authorized by the Government Code, prepares and administers Master Plans, administers the County subdivision and zoning ordinances, and co-ordinates County public works projects and the street naming program.

APPROPRIATIONS $421,318

Classification	EXPENDITURES Actual Prior Year 1950-51	Actual Current Year To 1-1-52	Estimated Current Year 1951-52	Requested Fiscal Year 1952-53	Allowed Fiscal Year 1952-53
SALARIES AND WAGES	$ 350,849.46	$ 153,113.96	$ 371,600	$ 421,541	$ 413,273
Less Salary Savings				19,372	21,075
SALARIES AND WAGES—NET	$ 350,849.46	$ 153,113.96	$ 371,600	$ 402,169	$ 392,198
MAINTENANCE AND OPERATION					
Mechanical Service					
Auto Service	$ 2,494.67	$ 903.86	$ 2,567	$ 2,531	$ 2,531
Office Machine Maintenance	533.00	588.00	588		
Repairs and Minor Changes	505.64		100	100	100
Repairs—Operating Equipment	467.53	101.75	340	550	500
Stores Service					
Advertising Services	336.12	205.10	500	550	525
Educational and Recreational Supplies	117.53	52.44	120	120	120
Office Services	928.83	192.28	950	1,350	1,275
Office Supplies	1,571.84	584.94	2,400	2,700	2,700
Other Operating & Maintenance Supplies, N. O. C.		2.62	3		
Postage	864.80	373.00	1,600	1,700	1,700
Printing & Other Reproductive Supplies	286.67	105.34	350	400	400
Reports and Bulletins—Departmental	2,616.50		1,750	5,100	4,300
Stationery and Forms	868.46	511.94	1,250	1,450	1,450
Central Duplicating Bureau					
Stationery and Forms		38.38	150	200	200
All Other					
Auto Mileage	4,965.75	1,953.68	5,275	5,500	5,000
Communication	4.61				
Insurance—Auto Mileage	715.00	290.00	705	720	720
Office Services	3,246.20	1,195.23	3,600	3,620	3,620
Professional and Expert Services	5,500.00				
Stationery and Forms	4.72				
Subsistence & Care of Persons	40.00	40.50	100	100	100
Transportation, Local	19.35		40	40	40
Transportation Service	511.00	289.00	579		
Traveling Expenses	463.10	527.26	652	1,155	1,155
TOTAL MAINTENANCE AND OPERATION	$ 27,061.32	$ 7,955.32	$ 23,619	$ 27,886	$ 26,436

REGIONAL PLANNING COMMISSION—Continued

Classification	EXPENDITURES Actual Prior Year 1950-51	Actual Current Year To 1-1-52	Estimated Current Year 1951-52	Requested Fiscal Year 1952-53	Allowed Fiscal Year 1952-53
CAPITAL OUTLAY					
Equipment	$ 3,127.17	$ 628.39	$ 2,859	$ 2,760	$ 2,684
Books $100					
2 Chairs 220					
2 Desks 200					
1 Erasing Machine 25					
2 Fans, Electric 60					
9 Filing Cabinets 987					
4 Lamps 64					
6 Stools 258					
1 Table 175					
1 Typewriter 420					
Wall Board 175					
TOTAL REGIONAL PLANNING COMMISSION	$ 381,037.95	$ 161,697.67	$ 398,078	$ 432,815	$ 421,318

Registrar of Voters

Appointive. The duties of the Registrar of Voters are as follows: To register as voters all eligible persons wishing to be registered, residing in Los Angeles County. To conduct all state and county elections, as well as elections held in unincorporated portions of the county. To check initiative, referendum, nominative and recall petitions. The following items are mandatory: Advertising and publishing notices; postage on sample ballots; sample ballots and report forms; ballot paper.

APPROPRIATIONS $1,229,640

Classification	Actual Prior Year 1950-51	Actual Current Year To 1-1-52	Estimated Current Year 1951-52	Requested Fiscal Year 1952-53	Allowed Fiscal Year 1952-53
			EXPENDITURES		
SALARIES AND WAGES	$ 582,906.82	$ 123,700.72	$ 754,600	$ 893,575	$ 854,174
Less Salary Savings				21,140	91,457
SALARIES AND WAGES—NET	$ 582,906.82	$ 123,700.72	$ 754,600	$ 872,435	$ 762,717
MAINTENANCE AND OPERATION					
Registration of Voters					
Mechanical Service					
Auto Service	$ 1,267.62	$ 195.46	$ 1,525	$ 1,260	$ 1,260
Furnishings and Household Supplies	760.90		576	1,184	684
Office Machine Maintenance	762.00	792.00	792		
Other Operating & Maint. Supplies, N. O. C.	1,122.40	5,510.97	5,600	40,020	40,020
Rent—Office Equipment		8.00	328	368	368
Repairs and Minor Changes	705.74	678.41	1,210	4,599	3,673
Repairs—Operating Equipment	870.27	109.92	1,359	4,580	4,580
Stores Service					
Furnishings and Household Supplies	.34		87	168	138
Laundry, Cleaning & Waste Removal Service	15.55		17	20	17
Office Services	247.25	67.50	175	240	240
Office Supplies	642.83	709.81	1,255	2,358	2,028
Other Operating & Maint. Supplies, N. O. C.	1,889.04	2,202.72	2,500	5,023	5,023
Postage	7,085.18	96.09	570	1,160	1,160
Printing and Other Reproductive Supp...	260.03	284.42	1,134	1,134	595
Rent—Office Equipment	129.42	128.70	129	16,283	16,283
Repairs—Operating Equipment	19.53	2.00	50	50	30
Small Tools, Implements & Craft Supplies	8.62	30.63	87	87	52
Stationery and Forms	2,410.60	2,812.37	15,161	27,153	21,635
Transportation Service				2,350	2,350
Central Duplicating Bureau					
Stationery and Forms		309.21	2,700	800	800
All Other					
Communication	90.84	33.15	130	10	10
Office Services	1,493.92	408.16	7,690	7,525	7,525
Other Operating & Maintenance Supplies N. O. C.	135.40				
Postage	1,038.25	1,520.89	1,560	1,560	1,560
Subsistence & Care of Persons				23	
Transportation, Local	56.90	7.90	110	110	75
Transportation Services	495.35	230.01	612	260	260
Traveling Expenses	144.35		100	950	225
Total Registration of Voters	$ 21,592.33	$ 16,138.32	$ 45,457	$ 119,275	$ 110,591

REGISTRAR OF VOTERS—Continued

Classification	EXPENDITURES Actual Prior Year 1950-51	Actual Current Year To 1-1-52	Estimated Current Year 1951-52	Requested Fiscal Year 1952-53	Allowed Fiscal Year 1952-53
MAINTENANCE AND OPERATION—Continued					
General Election					
Mechanical Service					
Auto Service	$ 893.67	$	$	$ 2,270	$ 2,031
Other Operating & Maintenance Supplies N. O. C.				15	15
Rent—Office Equipment	150.00			280	280
Repairs and Minor Changes	128.13			140	140
Repairs—Operating Equipment	9.86			10	10
Stores Service					
Advertising Services	2,196.17			2,940	2,750
Furnishings and Household Supplies	123.60			225	175
Index to Great Register	30,008.16			36,758	31,086
Office Services	110.00			165	140
Office Supplies	1,486.62			2,000	1,775
Other Operating & Maint. Supplies, N. O. C.	2,179.97			2,500	2,370
Postage	242.00			8,490	8,490
Printing & Other Reproductive Supplies	782.91			1,700	1,252
Rent—Office Equipment	1,017.45			1,540	1,430
Repairs—Operating Equipment				55	
Small Tools, Implements & Craft Supplies	6.75			7	7
Stationery and Forms	158,886.81			204,544	195,493
Transportation Services	23,380.16			28,793	26,419
Central Duplicating Bureau					
Stationery and Forms				1,612	1,612
All Other					
Auto Mileage	431.69			461	461
Communication	4.00			10	5
Postage	43,074.96			51,734	51,734
Rent—Buildings and Offices	24.00			24	24
Subsistence & Care of Persons				23	
Transportation Services	22.80			27	27
Total General Election	$ 265,159.71	$	$	$ 346,323	$ 327,726
Consolidated Primary Election					
Mechanical Service					
Auto Service	$	$ 6.20	$ 1,150	$	$
Other Operating & Maint. Supplies, N. O.C.			15		
Rent—Office Equipment			275		
Repairs and Minor Changes			140		
Repairs—Operating Equipment			10		
Stores Service					
Advertising Services			4,219		
Furnishings & Household Supplies		146.29	147		
Index to Great Register			203,766		
Office Services			100		
Office Supplies		659.17	1,000		
Other Operating & Maint. Supplies, N. O. C.		722.23	5,555		
Postage			830		
Printing & Other Reproductive Supplies		915.82	1,232		
Rent—Office Equipment			1,340		
Repairs—Operating Equipment			55		
Small Tools, Implements & Craft Supplies			7		
Stationery and Forms		1,450.26	295,471		
Transportation Service			26,750		

REGISTRAR OF VOTERS—Continued

Classification	EXPENDITURES Actual Prior Year 1950-51	Actual Current Year To 1-1-52	Estimated Current Year 1951-52	Requested Fiscal Year 1952-53	Allowed Fiscal Year 1952-53
MAINTENANCE AND OPERATION—Continued					
Consolidated Primary Election—Continued					
All Other					
Auto Mileage			350		
Communication			10		
Postage			28,686		
Rent—Office Equipment			32		
Transportation Services			20		
Total Consolidated Primary Election	$	$ 3,899.97	$ 571,160	$	$
Special Elections					
Mechanical Service					
Auto Service	$ 84.97	$ 46.72	$ 252	$ 300	$ 180
Other Operating & Maint. Supplies, N. O. C.			10	10	
Rent—Office Equipment			10	10	10
Stores Service					
Advertising Services				50	50
Office Services	12.50		40	40	15
Office Supplies	129.78	49.82	268	100	100
Other Operating & Maint. Supplies, N. O. C.				13	13
Postage			125	150	100
Printing and Other Reproductive Supp...	136.69			150	150
Stationery and Forms	1,449.02	76.22	2,809	2,885	2,000
Central Duplicating Bureau					
Stationery and Forms				200	200
All Other					
Auto Mileage				10	10
Communication				5	5
Postage	480.00	495.08		1,000	1,000
Rent—Buildings and Offices				10	10
Transportation, Local				10	
Total Special Elections	$ 2,292.96	$ 667.84	$ 3,514	$ 4,943	$ 3,843
TOTAL MAINTENANCE AND OPERATION	$ 289,045.00	$ 20,706.13	$ 620,131	$ 470,541	$ 442,160
CAPITAL OUTLAY					
Equipment	$ 20,136.15	$ 14,314.56	$ 40,285	$ 69,676	$ 24,763
2 Adding Machines, Electric	$ 530				
1 Cabinet—Storage	150				
1 Calculating Machine	575				
51 Chairs	1,405				
1 Clock, Electric	10				
2 Desks	270				
52 Filing Cases	17,085				
1 Motor—Electric	53				
1 Multiple Form Detacher	1,200				
1 Plugboard Wiring Unit	150				
10 Skids	500				
6 Stools—Counter	120				
50 Tables	1,300				
3 Trucks—8 tray, slant top	225				
1 Tying Machine	450				
1 Typewriter	185				
1 Ventilating Outfit	555				
TOTAL REGISTRAR OF VOTERS	$ 892,087.97	$ 158,721.41	$1,415,016	$1,412,652	$1,229,640

Election Expense—Supervisors

The County Board of Supervisors canvasses and declares results of elections, other than city and school; changes boundaries of election precincts; selects and pays election precinct officers; pays other expenses of general, primary and special elections. The compensation of election officers is a mandatory item of this budget.

APPROPRIATIONS $578,204

Classification	Actual Prior Year 1950-51	Actual Current Year To 1-1-52	Estimated Current Year 1951-52	Requested Fiscal Year 1952-53	Allowed Fiscal Year 1952-53
			EXPENDITURES		
MAINTENANCE AND OPERATION					
General Elections					
Advertising Services	$ 33.84	$	$	$ 50	$ 50
Central Duplicating Bureau				900	900
Compensation of Election Officers	445,737.00			478,446	478,446
Laundry, Cleaning and Waste Removal Services	3,895.00			4,250	4,250
Insurance—Liability	66.00			158	158
Office Services	941.26				
Postage	408.39			1,500	1,500
Rent—Buildings and Offices	74,592.00			81,000	81,000
Reports and Bulletins—Departmental	41.06				
Salary—General Fund—General Election				10,000	10,000
Selection of Election Officers	29,384.00				
Stationery and Forms	27.36			100	100
Total General Elections	$ 555,125.91	$	$	$ 576,404	$ 576,404
Consolidated Primary Election					
Central Duplicating Bureau	$	$ 481.14	$ 1,000	$	$
Compensation of Election Officers			465,846		
Insurance—Liability			150		
Laundry, Cleaning and Waste Removal Services			4,200		
Postage			450		
Rent—Buildings and Offices			78,720		
Salary—General Fund—Primary Election			13,175		
Stationery and Forms			50		
Total Consolidated Primary Election	$	$ 481.14	$ 563,591	$	$
Special Elections					
Advertising Services	$	$ 72.79	$ 200	$ 200	$ 200
Central Duplicating Bureau				100	100
Compensation of Election Officers	1,150.00	170.00	1,000	1,000	1,000
Laundry and Cleaning Supplies		50.00	50		
Laundry, Cleaning and Waste Removal Services	35.00		50	100	100
Office Supplies		23.32	24		
Rent—Buildings and Offices	230.00	280.00	400	400	400
Total Special Elections	$ 1,415.00	$ 596.11	$ 1,724	$ 1,800	$ 1,800
TOTAL ELECTION EXPENSE—SUPERVISORS	$ 556,540.91	$ 1,077.25	$ 565,315	$ 578,204	$ 578,204

Municipal Courts -- Summary

Established pursuant to uniform system of inferior courts provided by Assembly Constitutional Amendment Number 49 approved by electorate at 1950 General Election. Regulation, procedure and jurisdiction of municipal courts are governed by Municipal and Justice Court Act of 1949, Act 1880, Deering's General Laws. Municipal courts operate in judicial districts of over 40,000 population; these districts are created by the Board of Supervisors pursuant to Act 3906, Deering's General Laws. The salaries and number of judges are established by Section 12.5, Act 5238, Deering's General Laws. The salaries and number of clerks and attaches in each municipal court are fixed by Act 4475, Deering's General Laws. All expenses of municipal courts are a charge against the County The County has no budgetary jurisdiction over the number of attaches, judges, or their salaries, nor over such mandatory expense items as interpreter's fees, jury fees, and mileage, reporting and transcribing fees, witness fees and expenses.

By General Classification	Requested	Allowed
Salaries and Wages	$3,140,841	$2,899,999
Maintenance and Operation	672,075	528,499
Capital Outlay	88,168	75,909
TOTAL	**$3,901,084**	**$3,504,407**
By Judicial Districts		
Alhambra	$ 118,646	$ 106,195
Beverly Hills	75,609	72,680
Burbank	67,973	66,178
Compton	132,729	118,824
Downey	48,606	43,750
East Los Angeles	38,080	38,080
El Monte	49,933	44,518
Glendale	103,872	95,041
Inglewood	120,101	108,656
Long Beach	273,639	222,501
Los Angeles	2,215,932	2,010,769
Los Cerritos	61,573	42,205
Pasadena	158,360	154,072
San Antonio	136,790	100,393
San Jose	25,855	25,855
Santa Anita	27,630	27,630
Santa Monica	114,159	108,295
South Bay	46,626	46,026
South Gate	27,883	27,883
Whittier	57,088	44,856
TOTAL	**$3,901,084**	**$3,504,407**

Municipal Court, Alhambra Judicial District

APPROPRIATIONS $106,195

Classification	Actual Prior Year 1950-51	Actual Current Year To 1-1-52	Estimated Current Year 1951-52	Requested Fiscal Year 1952-53	Allowed Fiscal Year 1952-53
		EXPENDITURES			
SALARIES AND WAGES	$ 36,494.80	$ 23,071.13	$ 63,900	$ 94,720	$ 92,220
MAINTENANCE AND OPERATION					
Mechanical Service					
Office Machine Maintenance	$	$ 86.00	$ 86	$	$
Repairs and Minor Changes	2,017.28	2,709.36	2,710	600	250
Repairs—Operating Equipment	338.04	309.76	310	400	200
Stores Service					
Office Services	12.00	30.00	150	300	300
Office Supplies	432.14	98.61	500	850	850
Other Operating & Maintenance Supplies N. O. C.		87.01	88	100	100
Postage	123.03	35.56	200	500	500
Printing & Other Reproductive Supplies		45.72	75	150	
Stationery and Forms	2,759.06	11.23	1,200	1,500	450
Central Duplicating Bureau					
Stationery and Forms				150	150
Courts					
Jury Expense			200	250	250
Jury Fees	390.00	111.00	1,800	3,000	3,000
Jury Mileage	29.25	7.50	200	350	350
Professional and Expert Services				75	75
Reporting and Transcribing	1,030.20	602.35	2,000	3,500	3,500
Witness Fees			50	100	100
All Other					
Communication	344.90	346.42	1,400	1,600	
Heat, Light and Power Service			500	1,500	
Insurance—Fidelity	9.45				
Laundry, Cleaning and Waste Removal Services		1,320.28	4,185	4,392	
Rent—Buildings and Offices	2,456.90		9,700		
Transportation Services	100.00	144.00	289		
Water Services				50	
TOTAL MAINTENANCE AND OPERATION	$ 10,042.25	$ 5,944.80	$ 25,643	$ 19,367	$ 10,075
Less Service Charges				406	
TOTAL MAINTENANCE AND OPERATIONS—NET	$ 10,042.25	$ 5,944.80	$ 25,643	$ 18,961	$ 10,075
CAPITAL OUTLAY					
Equipment	$ 12,152.04	$ 351.11	$ 576	$ 4,965	$ 3,900
1 Blackboard	$ 30				
Books	225				
1 Bookcase—Base	10				
1 Bookcase—Top	10				
6 Bookcase—Sections	120				
15 Chairs	1,305				
2 Costumers	30				
2 Couches	500				
1 Directory	75				
3 Desks	480				
3 Filing Cabinets	335				
2 Tables	80				
3 Typewriters	555				
1 Typewriter Stand	55				
1 Tripod Costumer	65				
1 X-ray Illuminator	25				
TOTAL MUNICIPAL COURT—ALHAMBRA JUDICIAL DISTRICT	$ 58,689.09	$ 29,367.04	$ 90,119	$ 118,646	$ 106,195

Municipal Court, Beverly Hills Judicial District

APPROPRIATIONS $72,680

Classification	Actual Prior Year 1950-51	Actual Current Year To 1-1-52	Estimated Current Year 1951-52	Requested Fiscal Year 1952-53	Allowed Fiscal Year 1952-53
			EXPENDITURES		
SALARIES AND WAGES	$	$	$ 25,400	$ 63,332	$ 60,688
Less Salary Savings				1,170	990
SALARIES AND WAGES—NET	$	$	$ 25,400	$ 62,162	$ 59,698
MAINTENANCE AND OPERATION					
Mechanical Service					
Office Machine Maintenance	$	$	$ 60	$	$
Repairs and Minor Changes				50	50
Repairs—Operating Equipment			50	200	150
Stores Service					
Office Services			100	200	200
Office Supplies			200	400	400
Postage			125	175	175
Stationery and Forms			400	500	500
Central Duplicating Bureau					
Stationery and Forms				200	200
Courts					
Jury Expense			450	864	864
Jury Fees			1,600	2,880	2,880
Jury Mileage			230	288	288
Professional and Expert Services			50	100	100
Reporting and Transcribing			1,600	4,500	4,500
Witness Fees and Expenses			75	100	100
All Other					
Rent—Building and Offices			1,000		
Transportation Service			60	120	
TOTAL MAINTENANCE AND OPERATION	$	$	$ 6,000	$ 10,577	$ 10,407
CAPITAL OUTLAY					
Equipment	$	$	$ 1,125	$ 2,870	$ 2,575
3 Chairs	$ 200				
1 Filing Cabinet	100				
1 Index, Rotary	1,800				
1 Stand	55				
1 Time Stamp	250				
1 Typewriter	170				
TOTAL MUNICIPAL COURT—BEVERLY HILLS JUDICIAL DISTRICT	$	$	$ 32,525	$ 75,609	$ 72,680

Municipal Court, Burbank Judicial District

APPROPRIATIONS $66,178

Classification	Actual Prior Year 1950-51	Actual Current Year To 1-1-52	Estimated Current Year 1951-52	Requested Fiscal Year 1952-53	Allowed Fiscal Year 1952-53
			EXPENDITURES		
SALARIES AND WAGES	$	$	$ 26,900	$ 57,878	$ 57,236
Less Salary Savings					600
SALARIES AND WAGES—NET	$	$	$ 26,900	$ 57,878	$ 56,636
MAINTENANCE AND OPERATION					
Mechanical Service					
Office Machine Maintenance	$	$	$ 50	$	$
Repairs and Minor Changes			50	50	50
Repairs—Operating Equipment			30	60	60
Stores Service					
Office Services			100	200	200
Office Supplies			200	865	865
Postage			80	200	200
Stationery and Forms			900	200	200
Central Duplicating Bureau					
Stationery and Forms				200	200
Courts					
Jury Expense			50	150	150
Jury Fees			500	3,000	3,000
Jury Mileage			100	250	250
Professional and Expert Services			50	50	50
Reporting and Transcribing			1,600	3,300	3,200
Witness Fees and Expenses			30	60	60
All Other					
Communications			400		
Heat, Light and Power Services			125		
Laundry, Cleaning and Waste Removal Services			675		
Rent—Buildings and Offices			1,000		
Transportation Services			60		
TOTAL MAINTENANCE AND OPERATION	$	$	$ 6,000	$ 8,585	$ 8,485
CAPITAL OUTLAY					
Equipment	$	$ 159.65	$ 1,500	$ 1,510	$ 1,057
Books $256					
2 Filing Cabinets 275					
3 Numbering Machines 106					
1 Stand 50					
2 Typewriters 370					
TOTAL MUNICIPAL COURT—BURBANK JUDICIAL DISTRICT	$	$ 159.65	$ 34,400	$ 67,973	$ 66,178

Municipal Court, Compton Judicial District

APPROPRIATIONS $118,824

Classification	EXPENDITURES Actual Prior Year 1950-51	Actual Current Year To 1-1-52	Estimated Current Year 1951-52	Requested Fiscal Year 1952-53	Allowed Fiscal Year 1952-53
SALARIES AND WAGES	$ 62,772.91	$ 27,709.95	$ 79,300	$ 107,220	$ 103,020
MAINTENANCE AND OPERATION					
Mechanical Service					
Office Machine Maintenance	$ 100.00	$ 259.00	$ 259	$ 359	$
Repairs and Minor Changes	505.68	18.32	300	600	600
Stores Service					
Furnishings and Household Supplies	77.22	19.42	80	160	160
Laundry, Cleaning and Waste Removal Services	24.00	10.00	12	24	24
Office Services	190.86	114.73	250	550	500
Office Supplies	861.22	214.70	450	800	800
Postage	120.00	18.00	250	425	425
Stationery and Forms	641.38	665.19	1,200	1,500	450
Central Duplicating Bureau					
Stationery and Forms				200	200
Courts					
Jury Expense	226.44	110.71	450	450	400
Jury Fees	1,023.00	624.00	1,800	2,400	2,200
Jury Mileage	68.25	42.30	150	200	200
Professional and Expert Services	105.00	10.00	50	80	80
Reporting and Transcribing	6,038.00	2,512.35	7,537	11,000	8,500
Witness Fees and Expenses	4.00	159.15	300	300	300
All Other					
Communication	1,829.52	587.51	1,500	2,000	
Heat, Light and Power Services			250	500	
Insurance—Fidelity	16.17				
Laundry, Cleaning and Waste Removal Services	1,133.60	320.90	1,600	2,707	
Office Services	12.00	6.00	12	12	12
Rent—Buildings and Offices	2,037.00		4,357		
Stationery and Forms		4.20	5		
Transportation Service	255.00	145.00	289	289	
TOTAL MAINTENANCE AND OPERATION	$ 15,268.34	$ 5,841.48	$ 21,101	$ 24,556	$ 14,851
CAPITAL OUTLAY					
Equipment	$ 1,412.94	$ 214.84	$ 2,032	$ 953	$ 953
Books $113					
1 Bulletin Board 15					
1 Costumer 15					
5 Filing Cabinets 760					
1 Stand 50					
TOTAL MUNICIPAL COURT—COMPTON JUDICIAL DISTRICT	$ 79,454.19	$ 33,766.27	$ 102,433	$ 132,729	$ 118,824

Municipal Court, Downey Judicial District

APPROPRIATIONS $43,750

Classification	EXPENDITURES Actual Prior Year 1950-51	Actual Current Year To 1-1-52	Estimated Current Year 1951-52	Requested Fiscal Year 1952-53	Allowed Fiscal Year 1952-53
SALARIES AND WAGES	$	$	$ 15,800	$ 35,981	$ 35,840
Less Salary Savings					860
SALARIES AND WAGES—NET	$	$	$ 15,800	$ 35,981	$ 34,980
MAINTENANCE AND OPERATION					
Mechanical Service					
Office Machine Maintenance	$	$	$	$ 150	$
Repairs and Minor Changes				1,500	1,000
Repairs—Operating Equipment				100	100
Stores Service					
Office Services				250	250
Office Supplies				600	600
Postage				225	225
Stationery and Forms				1,200	400
Central Duplicating Bureau					
Stationery and Forms				80	80
Courts					
Jury Expense				100	100
Jury Fees				1,500	1,500
Jury Mileage				400	350
Professional and Expert Services				50	50
Reporting and Transcribing				3,000	3,000
Witness Fees and Expenses				150	150
All Other					
Transportation Services				115	
TOTAL MAINTENANCE AND OPERATION	$	$	$	$ 9,420	$ 7,805
CAPITAL OUTLAY					
Equipment	$	$	$	$ 3,205	$ 965
Books $200					
1 Chair 35					
1 Stand, Dictionary 35					
4 Typewriters 695					
TOTAL MUNICIPAL COURT—DOWNEY JUDICIAL DISTRICT	$	$	$ 15,800	$ 48,606	$ 43,750

Municipal Court, East Los Angeles Judicial District

APPROPRIATIONS $38,080

Classification	EXPENDITURES Actual Prior Year 1950-51	Actual Current Year To 1-1-52	Estimated Current Year 1951-52	Requested Fiscal Year 1952-53	Allowed Fiscal Year 1952-53
SALARIES AND WAGES	$	$	$	$ 26,942	$ 26,942
Less Salary Savings				200	200
SALARIES AND WAGES—NET	$	$	$	$ 26,742	$ 26,742
MAINTENANCE AND OPERATION					
Mechanical Service					
Repairs and Minor Changes	$	$	$	$ 500	$ 500
Repairs—Operating Equipment				50	50
Stores Service					
Office Services				225	225
Office Supplies				500	500
Postage				200	200
Stationery and Forms				250	250
Central Duplicating Bureau					
Stationery and Forms				200	200
Courts					
Jury Expense				130	130
Jury Fees				2,080	2,080
Jury Mileage				195	195
Professional and Expert Services				230	230
Reporting and Transcribing				3,600	3,600
Witness Fees and Expenses				100	100
TOTAL MAINTENANCE AND OPERATION	$	$	$	$ 8,260	$ 8,260
CAPITAL OUTLAY					
Equipment	$	$	$	$ 3,078	$ 3,078
8 Bookcase—bases $ 64					
40 Bookcase—sections 680					
8 Bookcase—tops 64					
Books 1,900					
2 Typewriters 370					
TOTAL MUNICIPAL COURT—EAST LOS ANGELES JUDICIAL DISTRICT	$	$	$	$ 38,080	$ 38,080

Municipal Court, El Monte Judicial District

APPROPRIATIONS $44,518

Classification	Actual Prior Year 1950-51	Actual Current Year To 1-1-52	Estimated Current Year 1951-52	Requested Fiscal Year 1952-53	Allowed Fiscal Year 1952-53
			EXPENDITURES		
SALARIES AND WAGES	$	$	$	$ 34,830	$ 34,755
Less Salary Savings					1,100
SALARIES AND WAGES—NET	$	$	$	$ 34,830	$ 33,655
MAINTENANCE AND OPERATION					
Mechanical Service					
Repairs and Minor Changes	$	$	$	$ 3,880	$ 400
Repairs—Operating Equipment				100	100
Stores Service					
Office Services				250	250
Office Supplies				600	600
Postage				250	250
Stationery and Forms				275	275
Central Duplicating Bureau					
Stationery and Forms				50	50
Courts					
Jury Expense				300	300
Jury Fees				2,500	2,500
Jury Mileage				800	800
Professional & Expert Services				75	75
Reporting and Transcribing				4,300	4,300
Witness Fees and Expenses				150	150
All Other					
Laundry, Cleaning & Waste Removal Services				150	100
Repairs and Minor Changes				510	
TOTAL MAINTENANCE AND OPERATION	$	$	$	$ 14,190	$ 10,150
CAPITAL OUTLAY					
Equipment	$	$	$	$ 913	$ 713
1 Bookcase—Base	$ 8				
1 Bookcase—Section	17				
1 Bookcase—Top	8				
Books	200				
Drapes	30				
5 Fans	135				
1 Stand	35				
1 Table	95				
1 Typewriter	185				
TOTAL MUNICIPAL COURT—EL MONTE JUDICIAL DISTRICT	$	$	$	$ 49,933	$ 44,518

Municipal Court, Glendale Judicial District

APPROPRIATIONS $95,041

Classification	Actual Prior Year 1950-51	Actual Current Year To 1-1-52	Estimated Current Year 1951-52	Requested Fiscal Year 1952-53	Allowed Fiscal Year 1952-53
			EXPENDITURES		
SALARIES AND WAGES	$ 71,115.44	$ 30,609.87	$ 78,900	$ 84,745	$ 84,245
MAINTENANCE AND OPERATION					
Mechanical Service					
Office Machine Maintenance	$ 67.00	$ 145.00	$ 145	$	$
Repairs and Minor Changes	283.98	102.40	200	221	221
Repairs—Operating Equipment		91.45	100	25	25
Stores Service					
Office Services	237.95	24.00	200	200	200
Office Supplies	460.53	180.30	400	500	500
Postage	288.00	96.00	600	600	600
Printing and Other Reproductive Supps.	9.27				
Repairs—Operating Equipment	13.08				
Stationery and Forms	627.17	314.39	1,200	1,200	500
Central Duplicating Bureau					
Stationery and Forms				40	40
Courts					
Jury Expense	190.35	206.42	250	500	500
Jury Fees	792.00	1,161.00	2,300	3,000	3,000
Jury Mileage	81.00	133.50	250	350	350
Reporting and Transcribing	2,357.60	1,267.70	3,000	4,000	4,000
Witness Fees and Expenses			50	50	50
All Other					
Communication	1,593.60	468.00	2,100	2,500	
Heat, Light and Power Services	445.44	207.24	624	622	
Insurance—Fidelity	18.34				
Laundry, Cleaning and Waste Removal Service	3,108.00	1,377.96	3,956	4,134	
Office Services		77	1		
Rent—Buildings and Offices	3,815.00		3,475		
Repairs & Minor Changes	492.66		48	100	
Stationery and Forms	22.27				
Transportation Services	102.00	58.00	115		
TOTAL MAINTENANCE AND OPERATION	$ 15,005.24	$ 5,834.13	$ 19,014	$ 18,042	$ 9,986
CAPITAL OUTLAY					
Equipment	$ 2,742.06	$ 497.77	$ 880	$ 1,085	$ 810
Books $150					
1 Chair 35					
1 Fan, Electric 30					
1 Public Address System 595					
TOTAL MUNICIPAL COURT—GLENDALE JUDICIAL DISTRICT	$ 88,862.68	$ 36,941.77	$ 98,794	$ 103,872	$ 95,041

Municipal Court, Inglewood Judicial District

APPROPRIATIONS $108,656

Classification	EXPENDITURES Actual Prior Year 1950-51	Actual Current Year To 1-1-52	Estimated Current Year 1951-52	Requested Fiscal Year 1952-53	Allowed Fiscal Year 1952-53
SALARIES AND WAGES	$ 59,899.51	$ 26,291.64	$ 69,700	$ 92,220	$ 92,220
MAINTENANCE AND OPERATION					
Mechanical Services					
Office Machine Maintenance	$ 108.00	$ 108.00	$ 108	$	$
Repairs and Minor Changes	19.05		300	300	300
Repairs — Operating Equipment		290.88	291	50	50
Stores Service					
Furnishings and Household Supplies		17.68	48		
Office Services	271.58	35.27	175	200	200
Office Supplies	601.92	175.34	500	750	700
Postage			120	150	150
Printing and Other Reproductive Supp.	120.00				
Stationery and Forms	641.09	74.12	800	1,200	500
Courts					
Jury Expense		31.95	200	500	400
Jury Fees	1,021.70	241.00	2,500	6,000	5,000
Jury Mileage	70.80	16.50	250	600	600
Professional and Expert Services	20.00		50	100	100
Reporting and Transcribing	1,631.33	867.85	3,500	6,000	5,500
Witness Fees and Expenses		15.86	50	100	100
All Other					
Communication	1,157.58	636.00	2,600	3,200	
Heat, Light and Power Services	315.12	29.82	400	700	
Insurance—Fidelity	15.44				
Laundry and Cleaning Supplies	50.28				
Laundry, Cleaning and Waste Removal Services	1,855.56	550.11	2,200	2,500	
Office Services		2.31	6		
Postage	.86				
Rent—Building and Offices	4,013.00				
Repairs and Minor Changes		419.29	1,680	2,100	
Stationery and Forms		36.08	37	50	50
Transportation Service	255.00	145.00	289		
TOTAL MAINTENANCE AND OPERATION	$ 12,168.31	$ 3,693.06	$ 16,104	$ 24,500	$ 13,650
CAPITAL OUTLAY					
Equipment	$ 6,098.94	$ 265.07	$ 1,150	$ 3,381	$ 2,786
Books $ 200					
14 Chairs 270					
1 Directory 100					
3 Filing Cabinets 405					
1 Heater, Electric 11					
1 Index, Rotary 1,600					
1 Table, Telephone 15					
1 Typewriter 185					
TOTAL MUNICIPAL COURT—INGLEWOOD JUDICIAL DISTRICT	$ 78,166.76	$ 30,249.77	$ 86,954	$ 120,101	$ 108,656

Municipal Court, Long Beach Judicial District

APPROPRIATIONS $222,501

Classification	EXPENDITURES Actual Prior Year 1950-51	Actual Current Year To 1-1-52	Estimated Current Year 1951-52	Requested Fiscal Year 1952-53	Allowed Fiscal Year 1952-53
SALARIES AND WAGES	$ 181,513.39	$ 79,509.28	$ 196,400	$ 202,980	$ 192,980
MAINTENANCE AND OPERATION					
Mechanical Service					
Office Machine Maintenance	$ 322.00	$ 322.00	$ 322	$ 322	$
Repairs and Minor Changes	504.08		300	1,100	700
Repairs — Operating Equipment		13.35	100	100	100
Stores Service					
Laundry, Cleaning and Waste Removal Services				300	300
Office Services	435.75	272.90	300	450	450
Office Supplies	1,138.53	322.10	1,600	1,600	1,600
Other Operating & Maintenance Supplies, N. O. C.	5.90	127.08	325	350	350
Postage	988.95	345.00	1,000	1,300	1,300
Repairs and Minor Changes	76.90				
Repairs — Operating Equipment	1,805.39		100	100	100
Stationery and Forms	2,494.47	271.39	2,600	2,600	600
Central Duplicating Bureau					
Stationery and Forms			200	500	500
Courts					
Jury Expense	349.79	108.15	350	500	500
Jury Fees	8,517.00	3,660.00	10,000	10,200	10,200
Jury Mileage	1,446.00	803.55	1,500	1,500	1,500
Professional and Expert Services	64.00	41.00	200	200	200
Reporting and Transcribing	8,568.65	3,597.85	8,000	9,000	9,000
Witness Fees and Expenses		363.30	750	750	500
All Other					
Communication	3,034.85	1,197.47	5,000	5,000	
Insurance — Fidelity	46.79				
Office Services		178.00	310		
Rent—Buildings and Offices	31,802.00			32,708	
Stationery and Forms	36.38				
Transportation Service	223.00	126.00	253	253	
Wearing Apparel	301.49				
TOTAL MAINTENANCE AND OPERATION	$ 62,161.92	$ 11,749.14	$ 33,210	$ 68,833	$ 27,900
CAPITAL OUTLAY					
Equipment	$ 1,334.53	$ 143.13	$ 906	$ 1,826	$ 1,621
Books $350					
1 Desk 170					
1 Ditto Machine 150					
4 Filing Cabinets 540					
1 Numbering Machine 41					
2 Typewriters 370					
TOTAL MUNICIPAL COURT—LONG BEACH JUDICIAL DISTRICT	$ 245,009.84	$ 91,401.55	$ 230,516	$ 273,639	$ 222,501

Municipal Court, Los Angeles Judicial District

APPROPRIATIONS $2,010,769

Classification	EXPENDITURES Actual Prior Year 1950-51	Actual Current Year To 1-1-52	Estimated Current Year 1951-52	Requested Fiscal Year 1952-53	Allowed Fiscal Year 1952-53
SALARIES AND WAGES	$1,420,716.67	$ 622,212.24	$1,673,100	$1,868,816	$1,712,380
Less Salary Savings					45,000
SALARIES AND WAGES—NET	$1,420,716.67	$ 622,212.24	$1,673,100	$1,868,816	$1,667,380
MAINTENANCE AND OPERATION					
Mechanical Service					
Auto Service	$ 237.20	$ 127.11	$ 310	$ 324	$ 324
Office Machine Maintenance	2,379.00	2,529.00	2,529		
Repairs and Minor Changes	387.34	991.96	5,000	5,734	5,734
Repairs — Operating Equipment	7,947.17	1,981.39	4,100	4,100	4,100
Rent—Office Equipment	187.00	76.00	192	192	
Stores Service					
Communication	142.48				
Furnishings and Household Supplies		76.93	225	225	225
Laundry and Cleaning Supplies	21.60	41.75	42		
Medical, Surgical and Laboratory Supp.		7.79	8		
Office Services	2,329.55	2,392.83	2,984	3,544	3,544
Office Supplies	13,053.81	5,876.74	20,062	16,039	16,039
Other Operating and Maint. Supplies	161.88	90.31	600	600	600
Postage	9,556.54	4,110.00	12,000	12,000	12,000
Printing and Other Reproductive Supp.	858.18	346.98	750	750	750
Repairs—Operating Equipment	346.48	46.18	435	563	563
Reports and Bulletins—Departmental	346.99		350	350	350
Small Tools, Implements and Craft Supplies	15.30				
Stationery and Forms	26,668.10	5,344.45	26,300	26,300	26,300
Central Duplicating Bureau					
Stationery and Forms		83.34	1,200	5,600	5,600
Courts					
Jury Expense	4,477.49	1,324.70	5,000	5,000	5,000
Jury Fees	81,046.00	36,666.00	88,000	88,000	88,000
Jury Mileage	36,134.70	16,053.45	40,000	40,000	40,000
Professional and Expert Services	1,250.30	1,171.00	2,500	2,500	2,500
Reporting and Transcribing	99,739.52	42,756.00	90,000	90,000	90,000
Witness Fees and Expenses	4,855.21	1,596.44	4,000	4,000	4,000
All Other					
Auto Mileage	929.53	539.97	3,000	6,185	5,250
Communication	22,926.71	9,047.64	33,650	6,036	3,436
Custodial and Guard Services	18,068.00	3,108.00	12,432		
Heat, Light and Power Services	14,975.46	3,197.59	15,000		
Insurance — Fidelity	369.72				
Laundry and Cleaning Supplies		1,100.00	1,100		
Laundry, Cleaning and Waste Removal Service	47,476.23	10,893.12	48,150	150	150
Office Services		3.96	4		
Outside Judges Expense				500	500
Postage	18.25	6.84	15	15	15
Rent—Buildings and Offices	77,037.00		78,606		
Repairs and Minor Changes	25,178.42	5,069.28	32,000		
Subsistence and Care of Persons	6.80				
Transportation Service	489.00	277.00	400		
Transportation, Local	32.00	20.00	25	25	25
Water Service	991.05	616.10	617		
TOTAL MAINTENANCE AND OPERATION	$ 500,640.01	$ 157,569.85	$ 531,586	$ 318,732	$ 315,005

MUNICIPAL COURT, LOS ANGELES JUDICIAL DISTRICT—Continued

Classification		EXPENDITURES Actual Prior Year 1950-51	Actual Current Year To 1-1-52	Estimated Current Year 1951-52	Requested Fiscal Year 1952-53	Allowed Fiscal Year 1952-53
CAPITAL OUTLAY						
Equipment		$ 12,006.88	$ 4,105.38	$ 17,993	$ 28,384	$ 28,384
Books	$4,063					
1 Blackboard	57					
11 Bookcase—Bases	88					
66 Bookcase—Sections	1,122					
11 Bookcase—Tops	88					
1 Bookkeeping Machine	2,790					
1 Calculator	600					
127 Chairs	4,055					
2 Clocks, Electric	20					
2 Costumers	115					
2 Couches	588					
10 Desks	1,510					
12 Fans	380					
316 Files	4,518					
5 Glasses, Magnifying	43					
3 Lamps, Desk	60					
2 Numbering Machines	72					
2 Poles, Flag	35					
1 Public Address System	500					
1 Rack	15					
1 Remittance Control Mach.	2,835					
1 Safe	700					
3 Stands	85					
6 Stools	300					
13 Tables	885					
14 Typewriters	2,860					
TOTAL MUNICIPAL COURT—LOS ANGELES JUDICIAL DISTRICT		**$1,933,363.56**	**$ 783,887.47**	**$2,222,679**	**$2,215,932**	**$2,010,769**

Municipal Court, Los Cerritos Judicial District

APPROPRIATIONS $42,205

Classification	EXPENDITURES Actual Prior Year 1950-51	Actual Current Year To 1-1-52	Estimated Current Year 1951-52	Requested Fiscal Year 1952-53	Allowed Fiscal Year 1952-53
SALARIES AND WAGES	$	$	$ 13,200	$ 40,014	$ 36,770
Less Salary Savings					2,100
SALARIES AND WAGES—NET	$	$	$ 13,200	$ 40,014	$ 34,670
MAINTENANCE AND OPERATION					
Mechanical Service					
Repairs and Minor Changes	$	$	$	$ 1,500	$ 150
Repairs—Operating Equipment				3,000	200
Stores Service					
Office Services				190	190
Office Supplies				600	400
Postage				230	230
Stationery and Forms				1,500	350
Central Duplicating Bureau					
Stationery and Forms				200	200
Courts					
Jury Expense				545	250
Jury Fees				3,456	2,500
Jury Mileage				520	300
Reporting and Transcribing				6,512	2,200
Witness Fees and Expenses				500	150
Professional and Expert Services				180	180
All Other					
Laundry, Cleaning and Waste Removal Services				1,080	
TOTAL MAINTENANCE AND OPERATION	$	$	$	$ 20,013	$ 7,300
CAPITAL OUTLAY					
Equipment	$	$ 478.95	$ 479	$ 1,546	$ 235
5 Bookcase—Sections $ 85					
Books 150					
TOTAL MUNICIPAL COURT—LOS CERRITOS JUDICIAL DISTRICT	$	$ 478.95	$ 13,679	$ 61,573	$ 42,205

Municipal Court, Pasadena Judicial District

APPROPRIATIONS $154,072

Classification	EXPENDITURES Actual Prior Year 1950-51	Actual Current Year To 1-1-52	Estimated Current Year 1951-52	Requested Fiscal Year 1952-53	Allowed Fiscal Year 1952-53
SALARIES AND WAGES	$ 78,790.47	$ 41,909.11	$ 100,100	$ 137,120	$ 134,120
MAINTENANCE AND OPERATION					
Mechanical Service					
Office Machine Maintenance	$ 165.00	$ 231.00	$ 231	$	$
Repairs and Minor Changes		87.01	1,532	200	200
Repairs — Operating Equipment	11.55			50	50
Stores Service					
Office Services	315.45	148.50	875	800	600
Office Supplies	988.80	669.31	1,100	1,200	1,200
Postage	200.00	115.00	350	500	500
Printing and Other Reproductive Supps.			100	100	100
Stationery and Forms	718.48	144.99	1,850	1,300	500
Central Duplicating Bureau					
Stationery and Forms				200	200
Courts					
Jury Fees	3,617.00	1,776.00	4,860	5,000	5,000
Jury Expense	44.94		180	100	100
Jury Mileage	406.15	196.20	525	600	600
Professional and Expert Services			75	75	75
Reporting and Transcribing	6,006.35	3,351.70	9,300	9,500	9,500
Witness Fees and Expenses		15.20	175	100	75
All Other					
Auto Mileage				100	60
Communication Services	3,372.00	1,014.00	4,300		
Heat, Light and Power Service	1,660.55	110.00	500		
Insurance — Fidelity	20.32				
Laundry, Cleaning and Waste Removal Service	5,064.00	769.93	2,118		
Repairs and Minor Changes	1,757.02	71.98	2,412		
Stationery and Forms	2.40	1.26	200	200	
Transportation Service	102.00	58.00	116		
Water Service		7.15	15		
TOTAL MAINTENANCE AND OPERATIONS	$ 24,452.01	$ 8,767.23	$ 30,814	$ 20,025	$ 18,760
CAPITAL OUTLAY					
Equipment	$ 527.29	$ 51.00	$ 1,058	$ 1,215	$ 1,192
Books $225					
2 Bookcase—Bases 16					
10 Bookcase—Sections 170					
2 Bookcase—Tops 16					
13 Chairs 455					
1 Costumer 15					
1 Filing Cabinet 125					
1 Typewriter 170					
TOTAL MUNICIPAL COURT— PASADENA JUDICIAL DISTRICT	$ 103,769.77	$ 50,727.34	$ 131,972	$ 158,360	$ 154,072

Municipal Court, San Antonio Judicial District

APPROPRIATIONS $100,393

Classification	Actual Prior Year 1950-51	Actual Current Year To 1-1-52	Estimated Current Year 1951-52	Requested Fiscal Year 1952-53	Allowed Fiscal Year 1952-53
			EXPENDITURES		
SALARIES AND WAGES	$	$	$	$ 78,084	$ 78,084
Less Salary Savings					1,141
SALARIES AND WAGES—NET	$	$	$	$ 78,084	$ 76,943
MAINTENANCE AND OPERATION					
Mechanical Service					
Repairs and Minor Changes	$	$	$	$ 800	$ 300
Repairs—Operating Equipment				500	250
Stores Service					
Office Services				300	300
Office Supplies				800	800
Postage				1,000	650
Stationery and Forms				2,500	500
Central Duplicating Bureau					
Stationery and Forms				200	200
Courts					
Jury Expense				1,200	400
Jury Fees				16,000	8,000
Jury Mileage				3,200	1,800
Professional and Expert Services				150	150
Reporting and Transcribing				7,000	6,000
Witness Fees and Expenses				300	300
All Other					
Automobile Mileage				150	100
Communication				2,500	
Office Supplies				550	
Rent—Buildings and Offices				11,921	
Repairs and Minor Changes				575	50
Transportation Services				400	
TOTAL MAINTENANCE AND OPERATION	$	$	$	$ 50,046	$ 19,800
CAPITAL OUTLAY					
Equipment	$	$	$	$ 8,660	$ 3,650
Books $2,100					
3 Chairs 75					
2 Clocks 20					
2 Couches 500					
3 Costumers 45					
2 Desks 200					
3 Filing Cabinets 375					
1 Flag 15					
3 Lamps 60					
1 Locker 75					
1 Typewriter 185					
TOTAL MUNICIPAL COURT—SAN ANTONIO JUDICIAL DISTRICT	$	$	$	$ 136,790	$ 100,393

Municipal Court, San Jose Judicial District

APPROPRIATIONS $25,855

Classification	Actual Prior Year 1950-51	Actual Current Year To 1-1-52	Estimated Current Year 1951-52	Requested Fiscal Year 1952-53	Allowed Fiscal Year 1952-53
			EXPENDITURES		
SALARIES AND WAGES	$	$	$	$ 17,470	$ 17,470
Less Salary Savings				180	180
SALARIES AND WAGES—NET	$	$	$	$ 17,290	$ 17,290
MAINTENANCE AND OPERATION					
Mechanical Service					
Repairs and Minor Changes	$	$	$	$ 300	$ 300
Repairs—Operating Equipment				100	100
Stores Service					
Office Services				200	200
Office Supplies				800	800
Postage				150	150
Stationery and Forms				300	300
Central Duplicating Bureau					
Stationery and Forms				200	200
Courts					
Jury Expense				100	100
Jury Fees				800	800
Jury Mileage				150	150
Professional and Expert Services				100	100
Reporting and Transcribing				1,000	1,000
Witness Fees and Expenses				100	100
TOTAL MAINTENANCE AND OPERATION	$	$	$	$ 4,300	$ 4,300
CAPITAL OUTLAY					
Equipment	$	$	$	$ 4,265	$ 4,265
1 Adding Machine	$ 225				
8 Bookcase—Bases	64				
40 Bookcase—Sections	680				
8 Bookcase—Tops	64				
Books	1,900				
2 Chairs	70				
1 Clock	10				
2 Desks	340				
3 Filing Cabinets	470				
2 Numbering Machines	72				
2 Typewriters	370				
TOTAL MUNICIPAL COURT—SAN JOSE JUDICIAL DISTRICT	$	$	$	$ 25,855	$ 25,855

Municipal Court, Santa Anita Judicial District

APPROPRIATIONS $27,630

Classification	Actual Prior Year 1950-51	Actual Current Year To 1-1-52	Estimated Current Year 1951-52	Requested Fiscal Year 1952-53	Allowed Fiscal Year 1952-53
			EXPENDITURES		
SALARIES AND WAGES	$	$	$	$ 17,470	$ 17,470
Less Salary Savings				180	180
SALARIES AND WAGES—NET	$	$	$	$ 17,290	$ 17,290
MAINTENANCE AND OPERATION					
Mechanical Service					
Repairs and Minor Changes	$	$	$	$ 800	$ 800
Repairs—Operating Equipment				50	50
Stores Service					
Office Services				200	200
Office Supplies				800	800
Postage				150	150
Stationery and Forms				300	300
Central Duplicating Bureau					
Stationery and Forms				200	200
Courts					
Jury Expense				100	100
Jury Fees				800	800
Jury Mileage				250	250
Professional and Expert Services				100	100
Reporting and Transcribing				1,800	1,800
Witness Fees and Expenses				100	100
TOTAL MAINTENANCE AND OPERATION	$	$	$	$ 5,650	$ 5,650
CAPITAL OUTLAY					
Equipment	$	$	$	$ 4,690	$ 4,690
1 Adding Machine	$ 225				
8 Bookcase—Bases	64				
40 Bookcase—Sections	680				
8 Bookcase—Tops	64				
Books	1,900				
2 Chairs	70				
3 Desks	510				
1 Filing Cabinet	225				
2 Numbering Machines	72				
5 Typewriters	880				
TOTAL MUNICIPAL COURT—SANTA ANITA JUDICIAL DISTRICT	$	$	$	$ 27,630	$ 27,630

Municipal Court, Santa Monica Judicial District

APPROPRIATIONS $108,295

Classification	EXPENDITURES — Actual Prior Year 1950-51	Actual Current Year To 1-1-52	Estimated Current Year 1951-52	Requested Fiscal Year 1952-53	Allowed Fiscal Year 1952-53
SALARIES AND WAGES	$ 73,279.33	$ 35,852.59	$ 88,900	$ 100,914	$ 95,520
MAINTENANCE AND OPERATION					
Mechanical Service					
Office Machine Maintenance	$ 92.00	$ 114.00	$ 114	$	$
Repairs and Minor Changes			900	1,500	1,200
Repairs — Operating Equipment		1,464.32	1,465	200	200
Stores Service					
Office Services	217.95	22.00	200	250	250
Office Supplies	661.32	403.67	700	750	750
Postage	237.00		240	250	250
Printing and Other Reproductive Supp.	3.39		20	20	20
Repairs and Operating Equipment	103.00				
Stationery and Forms	463.60	75.05	500	500	445
Central Duplicating Bureau					
Stationery and Forms		29.37	100	250	200
Courts					
Jury Expense	84.08		100	150	150
Jury Fees	2,679.00	783.00	2,200	3,500	3,500
Jury Mileage	273.90	78.45	225	300	300
Professional and Expert Services	30.00	10.00	100	100	100
Reporting and Transcribing	2,902.90	1,578.60	3,300	3,300	3,300
Witness Fees and Expenses	110.13	2.10	100	100	100
All Other					
Auto Mileage	8.05	28.28	50	450	400
Communication	1,130.30	650.83	2,200		
Heat, Light and Power Services		174.74	700		
Insurance — Fidelity	18.89				
Laundry, Cleaning and Waste Removal Services		967.69	2,752		
Office Services	1.60		10	10	10
Office Supplies	7.16	3.93	25	25	10
Rent—Buildings and Offices	12,600.00				
Repairs and Minor Changes		452.08	2,100		
Special Services			1,212		
Stationery and Forms	2.18				
Transportation—Local	1.90			10	10
Transportation Services	255.00	145.00	289		
Water Services		6.60	15		
TOTAL MAINTENANCE AND OPERATION	$ 21,883.35	$ 6,989.71	$ 19,617	$ 11,665	$ 11,195

MUNICIPAL COURT, SANTA MONICA JUDICIAL DISTRICT—Continued

Classification	EXPENDITURES Actual Prior Year 1950-51	Actual Current Year To 1-1-52	Estimated Current Year 1951-52	Requested Fiscal Year 1952-53	Allowed Fiscal Year 1952-53
CAPITAL OUTLAY					
Equipment	$ 14,201.76	$ 79.56	$ 786	$ 1,580	$ 1,580
1 Adding Machine $365					
Books 200					
3 Chairs 80					
1 Costumer 15					
2 Couches 550					
2 Smoking Stands 30					
3 Stands 115					
1 Stepladder 10					
1 Table 30					
1 Typewriter 185					
TOTAL MUNICIPAL COURT—SANTA MONICA JUDICIAL DISTRICT	$ 109,364.44	$ 42,921.86	$ 109,303	$ 114,159	$ 108,295

Municipal Court, South Bay Judicial District

APPROPRIATIONS $46,026

Classification	Actual Prior Year 1950-51	Actual Current Year To 1-1-52	Estimated Current Year 1951-52	Requested Fiscal Year 1952-53	Allowed Fiscal Year 1952-53
			EXPENDITURES		
SALARIES AND WAGES	$	$	$	$ 30,392	$ 30,392
Less Salary Savings				200	200
SALARIES AND WAGES—NET	$	$	$	$ 30,192	$ 30,192
MAINTENANCE AND OPERATION					
Mechanical Service					
Repairs and Minor Changes	$	$	$	$ 200	$ 200
Repairs—Operating Equipment				50	50
Stores Service					
Office Services				200	200
Office Supplies				800	800
Postage				200	200
Stationery and Forms				900	300
Central Duplicating Bureau					
Stationery and Forms				100	100
Courts					
Jury Expense				200	200
Jury Fees				2,000	2,000
Jury Mileage				400	400
Professional and Expert Services				200	200
Reporting and Transcribing				4,700	4,700
Witness Fees and Expenses				100	100
TOTAL MAINTENANCE AND OPERATION	$	$	$	$ 10,050	$ 9,450
CAPITAL OUTLAY					
Equipment	$	$	$	$ 6,384	$ 6,384
Books $1,900					
8 Bookcase—bases 64					
40 Bookcase—sections 400					
8 Bookcase—tops 64					
14 Chairs 764					
2 Costumers 30					
7 Desks 1,090					
7 Filing Cabinets 940					
2 Numbering Machines 72					
1 Stand, Dictionary 35					
2 Tables 145					
5 Typewriters 880					
TOTAL MUNICIPAL COURT—SOUTH BAY JUDICIAL DISTRICT	$	$	$	$ 46,626	$ 46,026

Municipal Court, South Gate Judicial District

APPROPRIATIONS $27,883

Classification	Actual Prior Year 1950-51	Actual Current Year To 1-1-52	Estimated Current Year 1951-52	Requested Fiscal Year 1952-53	Allowed Fiscal Year 1952-53
			EXPENDITURES		
SALARIES AND WAGES	$	$	$	$ 17,470	$ 17,470
Less Salary Savings				180	180
SALARIES AND WAGES—NET	$	$	$	$ 17,290	$ 17,290
MAINTENANCE AND OPERATION					
Mechanical Service					
Repairs and Minor Changes	$	$	$	$ 1,000	$ 1,000
Repairs—Operating Equipment				50	50
Stores Service					
Office Services				200	200
Office Supplies				600	600
Postage				150	150
Stationery and Forms				200	200
Central Duplicating Bureau					
Stationery and Forms				100	100
Courts					
Jury Expense				150	150
Jury Fees				1,000	1,000
Jury Mileage				120	120
Professional and Expert Services				100	100
Reporting and Transcribing				2,000	2,000
Witness Fees and Expenses				100	100
TOTAL MAINTENANCE AND OPERATION	$	$	$	$ 5,770	$ 5,770
CAPITAL OUTLAY					
Equipment	$	$	$	$ 4,823	$ 4,823
6 Bookcase—bases	$ 48				
36 Bookcase—sections	612				
6 Bookcase—tops	48				
Books	1,800				
5 Chairs	175				
4 Desks	650				
3 Electric Fans	90				
5 Filing Cabinets	740				
1 Table	120				
3 Typewriters	540				
TOTAL MUNICIPAL COURT—SOUTH GATE JUDICIAL DISTRICT	$	$	$	$ 27,883	$ 27,883

Municipal Court, Whittier Judicial District

APPROPRIATIONS $44,856

Classification	Actual Prior Year 1950-51	Actual Current Year To 1-1-52	Estimated Current Year 1951-52	Requested Fiscal Year 1952-53	Allowed Fiscal Year 1952-53
			EXPENDITURES		
SALARIES AND WAGES	$	$	$	$ 34,353	$ 34,108
Less Salary Savings					1,200
SALARIES AND WAGES—NET	$	$	$	$ 34,353	$ 32,908
MAINTENANCE AND OPERATION—					
Mechanical Service					
Repairs and Minor Changes	$	$	$	$ 1,600	$ 200
Repairs—Operating Equipment				200	200
Stores Service					
Furnishings & Household Supplies				50	50
Office Services				300	300
Office Supplies				500	500
Other Operating & Maintenance Supplies, N. O. C.				50	50
Postage				600	600
Stationery and Forms				200	200
Central Duplicating Bureau					
Stationery and Forms				1,200	200
Courts					
Jury Expense				200	200
Jury Fees				3,000	3,000
Jury Mileage				300	300
Professional and Expert Services				300	300
Reporting and Transcribing				3,400	3,400
Witness Fees and Expenses				300	150
All Other					
Communications				1,300	
Heat, Light and Power Services				600	
Laundry, Cleaning & Waste Removal Services				2,000	50
Rent—Buildings and Offices				3,600	
Transportation, Local				200	
TOTAL MAINTENANCE AND OPERATION	$	$	$	$ 19,900	$ 9,700
CAPITAL OUTLAY					
Equipment	$	$	$	$ 2,835	$ 2,248
1 Air Cooler	$300				
Books	200				
2 Bookcase—Bases	20				
2 Bookcase—Tops	20				
6 Chairs	245				
1 Clock, Electric	10				
2 Fans, Electric	60				
1 Filing Cabinet	125				
3 Numbering Machines	108				
1 Rotary Index	750				
1 Stand, Dictionary	30				
1 Stepladder	10				
2 Typewriters	370				
TOTAL MUNICIPAL COURT—WHITTIER JUDICIAL DISTRICT	$	$	$	$ 57,088	$ 44,856

Justice Courts

Justice Courts are established pursuant to Assembly Constitutional Amendment Number 49 approved by electorate at 1950 General Election. Regulation, procedure and jurisdiction of justice courts are governed by the Municipal and Justice Court Act of 1949, Act 1880, Deering's General Laws. Salaries for judges and attaches as well as the number of positions are fixed by the County of Los Angeles. Justice courts operate in judicial districts of 40,000 population or less as created by the Board of Supervisors pursuant to Act 3906, Deering's General Laws. All operating expenses of justice courts are a charge against the County.

APPROPRIATIONS $195,814

Classification	EXPENDITURES Actual Prior Year 1950-51	Actual Current Year To 1-1-52	Estimated Current Year 1951-52	Requested Fiscal Year 1952-53	Allowed Fiscal Year 1952-53
SALARIES AND WAGES	$ 323,753.03	$ 142,697.15	$ 311,700	$ 157,566	$ 152,031
Less Salary Savings					3,953
SALARIES AND WAGES—NET	$ 323,753.03	$ 142,697.15	$ 311,700	$ 157,566	$ 148,078
MAINTENANCE AND OPERATION					
Mechanical Service					
Heat, Light and Power Services	$	$	$ 150	$	$
Laundry, Cleaning and Waste Removal Service			1,485	950	
Office Machine Maintenance	1,137.00	930.00	930		
Repairs and Minor Changes	411.58	833.61	1,929	745	745
Repairs — Operating Equipment	2,127.62		709	395	395
Transportation Services			150	100	100
Water Service			35	35	
Stores Service					
Advertising Services	4.72		20	20	15
Furnishings and Household Supplies	257.41	40.17	400	200	185
Laundry and Cleaning Supplies	96.03		440	275	275
Laundry, Cleaning and Waste Removal Service	64.11	25.00	120	60	60
Office Services	463.95	112.00	1,200	650	600
Office Supplies	1,647.07	55.47	3,576	2,000	2,000
Other Operating and Maintenance Supplies, N. O. C.	187.38		100	65	65
Postage	2,427.30		3,000	2,000	2,000
Printing and Other Reproductive Supp.	42.30				
Repairs and Minor Changes	76.71				
Stationery and Forms	3,577.38		4,060	2,200	2,000
Inventory		5,942.65	5,943		
Central Duplicating Bureau					
Stationery and Forms		15.92	100	200	180
Courts					
Jury Expense	637.43	144.24	1,000	1,000	1,000
Jury Fees	22,062.51	8,991.00	15,500	12,000	12,000
Jury Mileage	4,062.09	1,378.80	2,300	2,000	2,000
Professional and Expert Services	2,020.00	797.00	2,100	1,500	1,500
Reporting and Transcribing	42,136.61	21,683.65	37,480	20,000	20,000
Witness Fees and Expenses	1,027.10	133.17	1,000	750	750
All Other					
Auto Mileage	967.36	365.85	1,000	1,200	900
Communication	8,737.08	3,586.87	7,300	5,000	
Custodial and Guard Service	19.07				
Heat, Light and Power Service	310.08	113.64	340		
Insurance—Auto Mileage	90.00		180	120	120
Insurance—Burglary		25.00	25		
Laundry and Cleaning Supplies	59.43				
Laundry, Cleaning and Waste Removal Service	6,163.01	2,322.81	6,386	1,058	

JUSTICE COURTS—Continued

Classification	EXPENDITURES				
	Actual Prior Year 1950-51	Actual Current Year To 1-1-52	Estimated Current Year 1951-52	Requested Fiscal Year 1952-53	Allowed Fiscal Year 1952-53
MAINTENANCE AND OPERATION—					
Continued					
All Other—Continued					
Office Services	32.54	14.94	100	60	60
Rent—Buildings and Offices			38,000	22,284	
Subsistence and Care of Persons	41.45	6.00	50	50	
Transportation, Local			10	10	10
Transportation Services	1,892.00	1,071.00	1,857	1,857	
Traveling Expenses		98.65	100	100	100
Water Service	34.56	14.40	35	20	6
TOTAL MAINTENANCE AND OPERATION	**$ 102,812.88**	**$ 48,701.84**	**$ 139,110**	**$ 78,904**	**$ 47,066**
CAPITAL OUTLAY					
Equipment	**$ 2,030.79**	**$ 2,415.67**	**$ 1,463**	**$ 840**	**$ 670**
4 Air Circulators $200					
Books 130					
2 Typewriters 340					
TOTAL JUSTICE COURTS	**$ 428,596.70**	**$ 193,814.66**	**$ 452,273**	**$ 237,310**	**$ 195,814**

Superior Court

Necessary expenditures for the operation of the Superior Court. The Code of Civil Procedure fixes the number of judges for Los Angeles County, and the Political Code fixes the salaries thereof. The salaries of various attaches of the court are fixed partly by state law and partly by the Board of Supervisors. Mandatory items include: salaries of judges; court secretary and assistants; court commissioners; jury fees and mileage; reporting and transcribing; jurors' transportation, meals and lodging; witness fees and expense; outside judges' expense.

APPROPRIATIONS $2,430,719

Classification	EXPENDITURES Actual Prior Year 1950-51	Actual Current Year To 1-1-52	Estimated Current Year 1951-52	Requested Fiscal Year 1952-53	Allowed Fiscal Year 1952-53
SALARIES AND WAGES	$1,603,233.06	$ 692,399.18	$1,740,700	$1,910,492	$1,827,608
Less Salary Savings					19,744
SALARIES AND WAGES—NET	$1,603,233.06	$ 692,399.18	$1,740,700	$1,910,492	$1,807,864
MAINTENANCE AND OPERATION					
Mechanical Service					
Auto Service	$ 1,372.50	$ 526.59	$ 1,200	$ 1,500	$ 1,500
Office Machine Maintenance	1,478.00	2,300.00	2,300		
Rent Office Equipment	188.00	72.00	200	200	200
Repairs and Minor Changes	604.33		3,750		
Repairs — Operating Equipment	10,621.00	5,676.02	8,500	20,000	20,000
Transportation Services			2,000	2,000	2,000
Stores Service					
Communication	10.50		25		
Furnishings and Household Supplies	762.60	74.16	150	2,765	2,625
Laundry, Cleaning and Waste Removal Services	60.30		300	300	300
Office Services	8,198.09	4,047.00	7,000	7,100	6,800
Office Supplies	20,518.01	6,050.55	18,901	25,517	25,517
Other Operating and Maintenance Supplies, N. O. C.	19.44				
Postage	5,388.70	2,106.00	6,600	15,000	11,500
Printing and Other Reproductive Supps.	421.39		100		
Repairs — Operating Equipment	22.02	7.61	8		
Reports and Bulletins—Departmental				250	250
Stationery and Forms	3,974.75	780.48	3,500	4,000	4,000
Central Duplicating Bureau					
Stationery and Forms		222.28	4,200	6,500	6,500
Courts					
Jury Expense	8,178.33	4,480.81	14,000	17,000	17,000
Jury Fees	145,504.85	72,505.00	150,000	195,000	195,000
Jury Mileage	67,585.65	31,675.20	66,000	74,000	74,000
Professional and Expert Services	50,575.00	33,475.00	70,000	75,175	75,175
Reporting and Transcribing	104,049.75	42,944.35	100,000	110,000	110,000
Witness Fees and Expenses	7,925.18	4,036.75	12,000	12,000	12,000
All Other					
Auto Mileage	8,059.38	2,696.70	6,775	10,000	10,000
Cemetery and Interment Expense	4.91				
Communication	2,911.22	2,270.31	3,670		
Heat, Light and Power Services	92.40				
Insurance—Auto Mileage	985.00	320.00	800	800	800
Laundry and Cleaning Supplies	19.56				
Laundry, Cleaning and Waste Removal Service	543.96				
Office Services	12.74				

SUPERIOR COURT—Continued

Classification	EXPENDITURES Actual Prior Year 1950-51	Actual Current Year To 1-1-52	Estimated Current Year 1951-52	Requested Fiscal Year 1952-53	Allowed Fiscal Year 1952-53
MAINTENANCE AND OPERATION—Continued					
All Other—Continued					
Outside Judges' Expense	29,478.31	14,822.75	28,000	30,000	30,000
Rent—Buildings and Offices	2,100.00	525.00	216,717		
Repairs and Minor Changes	747.75				
Special Services			50	175	175
Storage — Motor Vehicles	148.95	47.75	150	150	150
Transportation, Local	577.05	17.00	30	100	100
Transportation Services	2,175.00	1,232.00	2,464		
Traveling Expenses	368.20	147.70	300	400	400
TOTAL MAINTENANCE AND OPERATION	**$ 485,682.82**	**$ 233,059.01**	**$ 729,690**	**$ 609,932**	**$ 605,992**
CAPITAL OUTLAY					
Equipment	**$ 42,929.87**	**$ 2,453.05**	**$ 10,543**	**$ 19,437**	**$ 16,863**
Books $10,004					
11 Chairs 805					
3 Couches 750					
1 Desk 150					
2 Dictating Machines—Dictator 900					
2 Dictating Machines—Trans. 750					
2 Filing Cabinets 250					
1 Gathering Rack 15					
8 Heaters, Electric 100					
1 Lamp, Desk 18					
9 Line-A-Times 324					
1 Public Address System 500					
10 Typewriters 2,227					
1 Typewriter Stand 35					
1 Water Cooler 35					
TOTAL SUPERIOR COURT	**$2,131,845.75**	**$ 927,911.24**	**$2,480,933**	**$2,539,861**	**$2,430,719**

Grand Jury

Makes inquiry into all public offenses committed or triable within the county, and presents them to the court by indictment; into the condition and management of public prisons; into misconduct in office of public officers; examines the books, records and accounts of all the officers of the county, etc., all of the expense of which is a charge against county funds. Jury fees and mileage; reporting and transcribing, and auditing county departments, are mandatory items.

APPROPRIATIONS $39,775

Classification	EXPENDITURES				
	Actual Prior Year 1950-51	Actual Current Year To 1-1-52	Estimated Current Year 1951-52	Requested Fiscal Year 1952-53	Allowed Fiscal Year 1952-53
MAINTENANCE AND OPERATION					
Mechanical Service					
Auto Service	$ 274.48	$ 121.35	$ 300	$ 300	$ 300
Repairs and Minor Changes		13.00	100	100	100
Repairs—Operating Equipment	18.79	46.99	100	175	175
Stores Service					
Office Services	128.81	43.20	100	150	150
Office Supplies	76.80	53.34	75	175	175
Postage	81.20		50	50	50
Printing & Other Reproductive Supplies	478.69	2.25	50	100	100
Stationery and Forms	111.80	17.94	150	150	150
All Other					
Artisan and Mechanic's Services			50	50	
Communication	11.40	4.94	100	100	50
Jury Fees	1,964.00	1,263.00	2,500	2,500	2,500
Jury Mileage	1,912.05	986.85	2,500	2,500	2,500
Professional and Expert's Services	53,532.23	17,778.90	40,000	25,000	25,000
Reporting and Transcribing	5,056.50	298.90	7,500	7,500	7,500
Subsistence & Care of Persons	1.05				
Traveling Expenses			25	25	25
Witness Fees and Expenses	291.59	135.75	900	1,000	1,000
TOTAL GRAND JURY	**$ 63,939.39**	**$ 20,766.41**	**$ 54,500**	**$ 39,875**	**$ 39,775**

County Clerk

This appropriation provides for the expense necessary in performance of the Clerk's duties as Ex-officio Clerk of the Superior Court, and functions performed in the Marriage License and Corporation Divisions as authorized under the Government Code.

APPROPRIATIONS $1,445,415

Classification	EXPENDITURES Actual Prior Year 1950-51	Actual Current Year To 1-1-52	Estimated Current Year 1951-52	Requested Fiscal Year 1952-53	Allowed Fiscal Year 1952-53
SALARIES AND WAGES	**$1,104,209.57**	**$ 504,649.42**	**$1,236,700**	**$1,432.980**	**$1,368,024**
Deductions					
Salary Savings	$	$	$	$ 64,250	$ 82,576
Service Charges				41,340	
Total Deductions	**$**	**$**	**$**	**$ 105,590**	**$ 82,576**
SALARIES AND WAGES—NET	**$1,104,209.57**	**$ 504,649.42**	**$1,236,700**	**$1,327,390**	**$1,285,448**
MAINTENANCE AND OPERATION					
Mechanical Service					
Auto Service	$ 603.90	$ 298.25	$ 650	$ 700	$ 700
Office Machine Maintenance	3,311.00	3,340.00	3,340		
Rent—Office Equipment	4.00		200	650	
Repairs and Minor Changes	3,270.11	2,123.13	7,687	9,981	5,214
Repairs — Operating Equipment	1,328.65	743.50	1,400	1,450	1,450
Stores Service					
Laundry and Cleaning Supplies	17.77	39.54	50	25	25
Office Services	1,334.02	539.15	2,200	18,000	18,000
Office Supplies	5,586.68	3,076.92	7,000	7,000	7,000
Other Operating and Maint. Supplies, N. O. C.	.79				
Postage	6,260.08	3,376.60	8,000	10,000	10,000
Printing & Other Reproductive Supplies	16,779.61	4,003.16	13,500	32,050	32,050
Rent—Office Equipment	75.00				
Rent—Special Equipment, N. O. C.	175.00				
Repairs and Minor Changes	4.80		50	50	50
Repairs—Operating Equipment	56.92		50	50	50
Reports and Bulletins—Departmental			80	100	100
Stationery and Forms	38,907.26	15,466.11	34,000	33,000	33,000
Central Duplicating Bureau					
Stationery and Forms		545.34	3,000	4,000	4,000
All Other					
Auto Mileage	1,129.27	793.71	1,500	1,600	1,600
Communication	1,047.62	540.89	1,000	30	30
Heat, Light and Power Services	84.00	3.50	5		
Insurance—Auto Mileage	50.00	15.00	100	300	300
Laundry and Cleaning Supplies	16.00	7.52	8		
Laundry, Cleaning and Waste Removal Service	325.99				
Office Services	254.62	2.52	300	15,300	15,300
Office Supplies	23.43	12.84	20	20	20
Postage	13.35	3.80	25	25	25
Rent—Buildings and Offices	600.00	300.00	8,193	600	600
Rent—Office Equipment			300	1,740	870
Rent—Special Equipment, N. O. C.			1,100		
Repairs — Operating Equipment	1.00		20	20	20

COUNTY CLERK—Continued

Classification	EXPENDITURES Actual Prior Year 1950-51	Actual Current Year To 1-1-52	Estimated Current Year 1951-52	Requested Fiscal Year 1952-53	Allowed Fiscal Year 1952-53
MAINTENANCE AND OPERATION—Continued					
All Other—Continued					
Taxes, Assessments and Licenses			645		
Transportation, Local	73.30	62.89	130	150	150
Transportation Services	2,240.06	1,228.98	2,481	100	100
Traveling Expenses	52.50		100	100	100
TOTAL MAINTENANCE AND OPERATION	$ 83,626.73	$ 36,523.35	$ 97,134	$ 137,041	$ 130,754
Less Service Charges		622.00	754	444	444
TOTAL MAINTENANCE AND OPERATION—NET	$ 83,626.73	$ 35,901.35	$ 96,380	$ 136,597	$ 130,310
CAPITAL OUTLAY					
Equipment	$ 20,314.16	$ 3,571.81	$ 14,236	$ 42,500	$ 29,657
1 Adding Machine	$ 365				
3 Cabinets	556				
51 Chairs	1,375				
1 Clock	10				
1 Couch	100				
12 Desks	2,005				
1 Dictionary	10				
1 Eraser, Electric	25				
4 Fans	120				
53 Files	7,350				
3 Grills, Electric	45				
12 Line-A-Times	432				
1 Locker	150				
1 Machine, Photo Super-Rectigraph	4,500				
6 Numbering Machines	216				
9 Racks	314				
2 Stands	110				
5 Stools	184				
7 Tables	550				
43 Typewriters	10,540				
10 Wardrobes	700				
TOTAL COUNTY CLERK	$1,208,150.46	$ 544,122.58	$1,347,316	$1,506,487	$1,445,415

Central Duplicating Bureau

Service bureau performing duplicating work for various county departments. The appropriation is entirely offset by service charges of departments for whom work is performed.

APPROPRIATIONS $8,185

Classification	EXPENDITURES Actual Prior Year 1950-51	Actual Current Year To 1-1-52	Estimated Current Year 1951-52	Requested Fiscal Year 1952-53	Allowed Fiscal Year 1952-53
MAINTENANCE AND OPERATION					
Salaries and Wages	$	$	$ 30,236	$ 41,340	$ 41,340
Services and Supplies	14.37	12,805.43	42,000	58,660	58,660
TOTAL MAINTENANCE AND OPERATION	**$ 14.37**	**$ 12,805.43**	**$ 72,236**	**$ 100,000**	**$ 100,000**
Less Service Charges		13,021.73	72,236	100,000	100,000
TOTAL MAINTENANCE AND OPERATIONS—NET	**$ 14.37**	**$ Cr. 216.30**	**$**	**$**	**$**
CAPITAL OUTLAY					
Equipment	**$ 6,345.05**	**$**	**$**	**$ 13,085**	**$ 8,185**
2 Benches	$ 600				
6 Carts	300				
1 Desk	170				
1 Chair	35				
2 Joggers	300				
1 Machine, Adding	365				
2 Presses Offset	5,570				
2 Racks	50				
1 Racker	30				
1 Stand	55				
1 Tapeshooter	50				
1 Truck, fork-lift, hydraulic	475				
1 Typewriter	185				
TOTAL CENTRAL DUPLICATING BUREAU	**$ 6,359.42**	**$ Cr. 216.30**	**$**	**$ 13,085**	**$ 8,185**

Coroner

Appointive. Conducts investigations, inquests and post-mortems to determine cause of violent or unexplained deaths and determines the responsibility for death in cases of accident, murder or suicide; embalms and preserves bodies awaiting inquiry; makes disposition of bodies after inquiry. Expenditures for interpreting and witness fees and expense are mandatory items.

APPROPRIATIONS $298,039

Classification	Actual Prior Year 1950-51	Actual Current Year To 1-1-52	Estimated Current Year 1951-52	Requested Fiscal Year 1952-53	Allowed Fiscal Year 1952-53
			EXPENDITURES		
SALARIES AND WAGES	$ 231,584.81	$ 104,041.54	$ 249,100	$ 283,094	$ 262,622
Less Salary Savings				10,153	7,500
SALARIES AND WAGES—NET	$ 231,584.81	$ 104,041.54	$ 249,100	$ 272,941	$ 255,122
MAINTENANCE AND OPERATION					
Mechanical Service					
Auto Service	$ 1,417.00	$ 600.16	$ 1,550	$ 1,622	$ 1,550
Office Machine Maintenance	499.00	496.00	496		
Repairs and Minor Changes	227.10		300	300	200
Repairs — Operating Equipment	396.87	155.60	450	450	450
Stores Service					
Advertising Services	1.56		12	12	12
Analyzing, Testing and Weighing Services	36.00	12.00	25	25	25
Furnishings & Household Supplies	252.08	348.96	349	200	200
Laundry & Cleaning Supplies	62.93				
Medical, Surgical & Laboratory Supplies	10,420.46	5,109.60	11,000	11,500	11,500
Office Services	139.60	123.25	127	100	100
Office Supplies	1,995.04	534.38	1,000	1,000	1,000
Other Operating and Maint. Supplies, N. O. C.	19.87				
Postage	360.00		200	200	200
Printing & Other Reproductive Supplies	268.34	62.16	250	250	250
Repairs—Operating Equipment	180.44		25	50	50
Stationery and Forms	1,604.53	111.58	800	700	600
Wearing Apparel	11.71		75	75	75
Central Duplicating Bureau					
Stationery and Forms		10.26	200	300	300
All Other					
Auto Mileage	3,730.83	1,482.49	3,750	3,800	3,500
Cemetery and Interment Expense	90.00	30.00	60	100	100
Communication	137.31	58.03	120	130	130
Insurance—Auto Mileage	430.00	170.00	420	420	420
Laundry, Cleaning and Waste Removal Services	200.00	200.00	200	1,500	1,500
Office Services	55.00	21.79	80	80	80
Office Supplies	4.73				
Postage	.62	.15	1		
Professional and Expert Services	10.00				
Rent—Buildings and Offices			642		
Repairs—Operating Equipment	1.00				
Stationery and Forms	2.58				
Taxes, Assessments and Licenses			23		
Transportation—Deceased Persons	13,109.11	5,315.12	16,500	19,000	19,000
Transportation, Local	4.20	1.80	30	30	30
Transportation Service	102.56	57.00	113		
Traveling Expenses	455.80		50	500	322
Witness Fees and Expenses	28.20	3.90	25	100	100
TOTAL MAINTENANCE AND OPERATION	$ 36,254.47	$ 14,904.23	$ 38,873	$ 42,444	$ 41,694
Less Service Charges	16.00	2.50	15	350	
TOTAL MAINTENANCE AND OPERATION—NET	$ 36,238.47	$ 14,901.73	$ 38,858	$ 42,094	$ 41,694

CORONER—Continued

Classification	EXPENDITURES				
	Actual Prior Year 1950-51	Actual Current Year To 1-1-52	Estimated Current Year 1951-52	Requested Fiscal Year 1952-53	Allowed Fiscal Year 1952-53
CAPITAL OUTLAY					
Equipment	$ 1,793.25	$ 670.59	$ 1,200	$ 2,409	$ 1,223
Books $200					
1 Centrifuge 820					
1 Chair 35					
1 Filing Cabinet 110					
1 Lab-Aid Cabinet Stand 22					
1 Numbering Machine 36					
TOTAL CORONER	$ 269,616.53	$ 119,613.86	$ 289,158	$ 317,444	$ 298,039

Sheriff

Elective. The functions of the Sheriff are: execution of court orders, apprehension of criminals, protection of person and property, and preservation of peace throughout the unincorporated area. This appropriation includes the operating costs of the following divisions: Administration, Auxiliary Services, Civil, including the Constabulary, Detective and Crime Prevention, and Uniform. Operating costs of the Jail, Jail Store, and the Division of Corrections, which includes the Wayside Honor Rancho and Wayside Honor Rancho bakery, Biscailuz Center (Juvenile and Adult Facilities), and Detention Camps, whose functions are also under the supervision of the Sheriff, are covered by separate budget appropriations.

APPROPRIATIONS $6,460,966

Classification	EXPENDITURES Actual Prior Year 1950-51	Actual Current Year To 1-1-52	Estimated Current Year 1951-52	Requested Fiscal Year 1952-53	Allowed Fiscal Year 1952-53
SALARIES AND WAGES	$4,594,086.28	$2,146,572.45	$5,147,400	$6,535,478	$5,958,255
Less Salary Savings				276,690	359,000
SALARIES AND WAGES—NET	$4,594,086.28	$2,146,572.45	$5,147,400	$6,258,788	$5,599,255
MAINTENANCE AND OPERATION					
Mechanical Service					
Auto Service	$ 205,347.15	$ 111,160.57	$ 225,000	$ 278,340	$ 256,000
Office Machine Maintenance		3,680.00	3,680	3,680	
Repairs and Minor Changes	8,379.62	3,575.37	14,833	33,844	3,557
Repairs — Operating Equipment	6,456.91	2,243.31	5,514	22,021	8,404
Stores Service					
Advertising Services	2.52	3.00	6	6	6
Agricultural, Botanical and Animal Supplies	17.66				
Automotive Supplies	1,116.90	647.66	1,300	1,500	1,500
Communications	306.00	128.00	300	40,242	
Educational and Recreational Supplies		87.11	175	200	200
Furnishings & Household Supplies	848.36	594.27	1,200	2,000	1,300
Inspection and Regulation Service	69.00	36.00	100	100	100
Laundry and Cleaning Supplies	1,941.97	682.84	1,750	2,500	2,100
Laundry, Cleaning & Waste Removal Service	31.50	18.00	36	40	40
Medical, Surgical and Laboratory Supp.	559.98	431.36	1,000	1,000	1,000
Office Services	461.82	229.90	500	500	500
Office Supplies	11,448.27	6,997.79	15,500	16,500	16,500
Other Operating & Maint. Supplies, N. O. C.	26,526.35	11,193.09	22,500	23,500	22,500
Postage	7,218.75	5,419.78	11,000	11,000	10,000
Printing and Other Reproductive Supp.	19,670.55	8,633.15	17,500	18,000	18,000
Professional and Expert Services		2,905.86	2,906		
Rent—Office Equipment	1,182.00	612.25	1,225	1,225	1,225
Rent—Special Equipment, N. O. C.				1,785	1,785
Repairs—Operating Equipment	628.99	210.66	1,800	1,800	1,200
Small Tools, Implements & Craft Supplies	47.32	336.68	500	500	500
Stationery and Forms	13,325.22	6,488.41	13,000	14,000	13,000
Wearing Apparel	5,816.39	1,729.72	1,800	3,310	2,150
Central Duplicating Bureau					
Stationery and Forms		1,433.47	4,300	5,500	5,500
All Other					
Auto Mileage	149,053.77	84,916.53	168,200	192,000	162,000
Communication	110,004.06	59,424.39	118,000	120,000	79,700
Criminal Investigation Expense	51,851.38	18,221.96	36,500	38,000	37,000
Heat, Light and Power Service	14,971.65	6,659.06	15,000	17,000	
Insurance—Auto Mileage	17,725.00	10,485.00	21,000	24,000	22,000
Insurance—Liability	90.90				

SHERIFF—Continued

Classification	Actual Prior Year 1950-51	Actual Current Year To 1-1-52	Estimated Current Year 1951-52	Requested Fiscal Year 1952-53	Allowed Fiscal Year 1952-53
			EXPENDITURES		
MAINTENANCE AND OPERATION —Continued					
All Other—Continued					
Insurance—N. O. C.			100	100	100
Laundry, Cleaning & Waste Removal Services	1,050.87	513.38	700		
Office Services	218.54	225.51	450	350	350
Other Operating & Maintenance Supplies N. O. C.	3.80				
Postage	1,876.73	1,123.23	2,700	3,000	3,000
Professional and Expert Services	2,407.50	1,049.50	2,200	2,200	2,200
Rent—Buildings and Offices	21,322.75	11,169.50	35,215	29,203	
Rent—Motor Vehicles	30,433.90				
Repairs—Operating Equipment	42.51				
Special Services	326.12				
Subsistence and Care of Persons	688.71	383.52	770	800	800
Transportation, Local	804.88	271.56	750	900	900
Transportation Services	2,150.00	1,219.50	2,436		
Traveling Expenses	1,647.98	1,120.65	4,700	5,825	5,825
Water Service	1,175.02	436.00	900	1,500	
TOTAL MAINTENANCE AND OPERATION	**$ 719,249.30**	**$ 366,697.54**	**$ 757,046**	**$ 917,971**	**$ 680,942**
Less Service Charges	1,059.54	652.02	1,995	1,950	1,950
TOTAL MAINTENANCE AND OPERATION —NET	**$ 718,189.76**	**$ 366,045.52**	**$ 755,051**	**$ 916,021**	**$ 678,992**
CAPITAL OUTLAY					
Equipment	**$ 27,738.89**	**$ 4,801.79**	**$ 28,413**	**$ 226,194**	**$ 182,719**
1 Balance, Dispensing	$ 8				
1 Binoculars	100				
Books	500				
2 Bookcases—2 bases, 6 sections and 2 tops	134				
4 Cabinets	340				
39 Cabinets, Filing	7,610				
3 Calculating Machines	2,300				
1 Camera	300				
110 Chairs	1,915				
1 Chalkboard	75				
2 Chargers, Battery	50				
2 Clocks	35				
1 Cooling Device, Water	611				
2 Coolers	373				
40 Desks	3,565				
1 Duplicator	2,550				
1 Exposure Meter	28				
17 Fans	495				
1 Identification Kit	50				
1 Jack, Auto	125				
7 Lamps	185				
1 Lens, Photographic Enlarger	35				
13 Lockers	390				
1 Megaphone, Portable, Elec.	450				
1 Meter, P H	275				
1 Multimeter	40				
1 Objectives & Diaphragms, Microscope	400				
1 Polymeter	60				
1 Polisher, Floor	180				
1 Power Supply, Low Voltage, D. C.	675				

SHERIFF—Continued

Classification		EXPENDITUDES Actual Prior Year 1950-51	Actual Current Year To 1-1-52	Estimated Current Year 1951-52	Requested Fiscal Year 1952-53	Allowed Fiscal Year 1952-53
CAPITAL OUTLAY—Continued						
Equipment—Continued						
Radio Equipment	133,000					
16 Radios	10,875					
1 Range, Gas	100					
3 Recorders	700					
1 Safe	330					
1 Searchlight	250					
2 Signal Generators	2,630					
1 Splicer	20					
4 Stands	220					
3 Strobo-Light	1,000					
4 Tables	380					
1 Timer, Electric	25					
1 Tray, Posting	50					
1 Tube Tester	200					
2 Tripods	100					
46 Typewriters	8,620					
1 Voltmeter, Vacuum Tube	140					
1 Wattmeter	225					
TOTAL SHERIFF		**$5,340,014.93**	**$2,517,419.76**	**$5,930,864**	**$7,401,003**	**$6,460,966**

Marshal, Municipal Courts

Established by authority of Act 4475, Deering's General Laws which creates one Marshal to serve all municipal courts established in judicial districts in Los Angeles County. The Marshal of municipal courts is appointed by a majority of the municipal court judges, and supersedes the eight marshals formerly serving each of the eight municipal courts operating prior to reorganization of the inferior court system. Executes, serves and returns all writs and processes directed to them by municipal courts or other competent authorities. Acts as bailiff of the municipal courts. Salaries of the Marshal and his attaches and the number of positions are fixed by the above statute.. All expenses of the Marshal's office are a charge against the County of Los Angeles.

APPROPRIATIONS $1,244,990

Classification	EXPENDITURES Actual Prior Year 1950-51	Actual Current Year To 1-1-52	Estimated Current Year 1951-52	Requested Fiscal Year 1952-53	Allowed Fiscal Year 1952-53
SALARIES AND WAGES	$ 591,164.33	$ 265,878.99	$ 691,000	$1,206,783	$1,144,671
Less Salary Savings					5,000
SALARIES AND WAGES—NET	$ 591,164.33	$ 265,878.99	$ 691,000	$1,206,783	$1,139,671
MAINTENANCE AND OPERATION					
Mechanical Service					
Auto Service	$	$	$	$ 20,529	$ 20,529
Repairs and Minor Changes				300	300
Repairs—Operating Equipment				100	100
Stores Service					
Office Services				50	50
Office Supplies				2,116	2,116
Other Operating & Maintenance Supplies, N. O. C.				200	200
Postage				7,250	6,042
Printing & Other Reproductive Supplies				240	240
Stationery and Forms				8,114	6,611
Wearing Apparel				1,750	275
All Other					
Auto Mileage				49,577	45,311
Insurance—Auto Mileage				6,890	5,130
Office Services				270	270
Subsistence & Care of Persons				635	450
Transportation—Local				300	300
Traveling Expense				400	
TOTAL MAINTENANCE AND OPERATION	$ 55,566.58	$ 22,986.41	$ 65,000	$ 98,721	$ 87,924
CAPITAL OUTLAY					
Equipment	$ 5,259.45	$ 695.36	$ 2,000	$ 31,166	$ 17,395
6 Adding Machines	$1,542				
Books	15				
39 Chairs	1,226				
1 Clock	10				
2 Costumers	30				
17 Desks	2,225				
13 Fans	390				
13 Filing Cabinets	1,405				
42 Files, Index	420				
3 Form Cabinets	750				
20 Frames	155				
1 Line-A-Time	36				

MARSHAL, MUNICIPAL COURTS—Continued

Classification	Actual Prior Year 1950-51	Actual Current Year To 1-1-52	Estimated Current Year 1951-52	Requested Fiscal Year 1952-53	Allowed Fiscal Year 1952-53
			EXPENDITURES		
CAPITAL OUTLAY—Continued					
Equipment—Continued					
22 Lockers 594					
17 Numbering Machines 612					
1 Pigeon Hole File 80					
1 Remittance Control Mach. 3,170					
3 Safes 345					
1 Stand 55					
2 Tables 190					
4 Time Stamps 1,000					
17 Typewriters 3,145					
TOTAL MARSHAL, MUNICIPAL COURTS	**$ 651,990.36**	**$ 289,560.76**	**$ 758,000**	**$1,336,670**	**$1,244,990**

Mechanical Department

This appropriation provides for the operation, maintenance and guarding of County-owned buildings in the Civic Center area; operation and maintenance of general government buildings in the outlying areas; and custodial services in branch civic centers. With the exception of Special Districts and departments operating under Special funds, all County utility bills are paid through the appropriation of this department. Structural alterations required for safety purposes are also included.

APPROPRIATIONS $2,906,615

Classification	EXPENDITURES Actual Prior Year 1950-51	Actual Current Year To 1-1-52	Estimated Current Year 1951-52	Requested Fiscal Year 1952-53	Allowed Fiscal Year 1952-53
SALARIES AND WAGES	$ 438,354.84	$ 193,609.31	$ 529,900	$ 819,103	$ 810,523
Deductions					
Salary Savings	$	$	$	$ 50,252	$ 60,095
Service Charges				13,240	13,240
Total Deductions	$	$	$	$ 63,492	$ 73,335
SALARIES AND WAGES—NET	$ 438,354.84	$ 193,609.31	$ 529,900	$ 755,611	$ 737,188
MAINTENANCE AND OPERATION					
Mechanical Service					
Auto Mileage	$ 1,682.40	$ 544.60	$ 545	$	$
Auto Service	1,829.20	742.58	2,000	3,015	3,015
Fire Protection & Rescue Service				2,126	2,126
Fuel Supplies	21,643.92	6,219.01	28,000		
Furnishings & Household Supplies	108.01	49.79	50		
Heat, Light and Power Services	2,749.09	812.78	813		
Inspection & Regulation Services		101.41	102	2,500	2,500
Laundry, Cleaning and Waste Removal Services	3,354.03	4,072.46	4,000	9,500	9,500
Office Machine Maintenance	1,243.00	1,312.00	1,312		
Office Services	43,953.99	13,145.12	43,900	64,637	45,837
Other Operating & Maintenance Supplies, N. O. C.	2,746.16	Cr. 228.97	229		
Postage	5.02				
Printing & Other Reproductive Supplies	187.85	25.75	26		
Rent—Office Equipment	363.00	180.00	750	400	400
Repairs and Minor Changes	4,586.24	2,486.81	6,100	6,100	6,100
Repairs—Operating Equipment	42,133.26	10,234.45	16,000	21,725	21,725
Small Tools, Implements and Craft Supplies	1,564.90	36.05	37		
Special Services	4,061.73	1,775.30	1,776		
Transportation—Local	164.35	175.00	2,000	1,200	500
Transportation Services	13,996.59	7,951.06	9,000	27,000	27,000
Water Service	537.46	188.21	189		
Repairs and Minor Changes					
Agricultural Building			8,560		
Alhambra Civic Center		57.03	58	1,200	1,200
Aliso and Vignes Sts.			3,780	2,410	2,050
Braun Building	17.79				
Biscailuz Center				14,068	14,068
Brotherton Building	369.79	252.83	750	1,140	1,140
Carpenter Mill	4,468.19	1,968.52	3,450	7,800	7,800
Civic Center Building	20,710.80	9,520.65	25,945	22,602	22,602
Civil Service Building	6,719.93	2,929.23	5,750	13,070	13,070
Compton Civic Center				3,520	3,520
County Jail				40,223	40,223
County Shops	27,782.24	5,832.86	14,330	17,550	17,550
Downey Civic Center		46.33	47		
Downey Justice Court	757.13		1,000	1,622	1,622
808 North Spring Street	24,601.81	6,750.14	6,751		
Engineering Building	20,730.00	9,659.61	28,750	27,500	27,500
501 New High Street	530.33	435.25	2,010	1,000	1,000
509-511 Aliso	9,960.70	729.69	730		
524 North Spring Street	7,297.22	3,370.38	3,371	8,895	8,895

MECHANICAL DEPARTMENT—Continued

Classification	EXPENDITURES				
	Actual Prior Year 1950-51	Actual Current Year To 1-1-52	Estimated Current Year 1951-52	Requested Fiscal Year 1952-53	Allowed Fiscal Year 1952-53
MAINTENANCE AND OPERATION—Continued					
Repairs and Minor Changes—Continued					
Forestry Headquarters Building				4,500	4,500
Garbage	276.87				
Garnier Building	1,125.35	611.72	2,279	3,754	3,754
Hall of Justice	56,709.06	21,061.08	63,077	72,535	72,535
Hall of Records	44,144.94	15,651.21	48,476	64,321	64,321
Health Building				7,500	7,500
Health Centers				19,133	19,133
Huntington Park Civic Center			3,500	3,500	
Inglewood Civic Center		1,099.41	4,000	4,170	4,170
Juvenile Hall				8,203	8,203
Lancaster Buildings			2,399	1,500	1,500
Law Building	10,282.78	3,709.23	9,890	12,360	5,000
Lennox Civic Center	12,089.69	4,621.57	6,292	4,063	4,063
Los Cerritos Municipal Court				2,000	2,000
Market Street Garage	2,221.38	699.06	700		
Milliron Building	6,882.42	2,430.84	5,750	11,600	6,350
Miscellaneous, N. O. C.	13,265.05	2,822.31	2,823	1,250	1,250
Municipal Courts Annex	2,207.43	1,652.14	3,525	6,640	6,640
Municipal Courts Building	7,902.08	3,771.42	8,926	17,298	17,298
Museum				4,050	4,050
North Spring Street (808)			21,212	14,580	14,580
123 South Figueroa		112.16	113	5,000	5,000
Parking Lot Areas				3,610	3,610
Pasadena County Building	2,579.39	2,750.75	5,469	6,521	6,521
Pound				1,715	1,715
Probate Courts	6,042.83	1,754.91	7,590	7,818	7,818
Probation Camps				11,466	11,466
Purchasing and Stores	442.75	409.75	690	1,000	1,000
Rainier Building	2,652.42	2,496.13	4,190	4,570	1,500
Rental Property—Miscellaneous				5,000	5,000
Registrar of Voters—Warehouse	196.79	91.16	300	355	355
San Fernando Civic Center				3,520	3,520
Santa Monica Civic Center		2,288.08	4,500	6,750	6,750
Shanghai Building	1,361.09				
Sheriff—Miscellaneous Facilities				20,610	20,610
610-616 New High Street		731.78	1,840	2,729	2,729
630 N. Broadway	1,446.05	962.63	1,380	2,350	2,350
South Bay Cities Civic Center				1,520	1,520
Sugarman Building	7,134.90	1,465.35	5,750	5,290	5,000
Superior Courts—510 New High St.	3,827.79	2,217.39	5,750	8,045	8,045
Temple and Grand Avenues	544.77	947.15	948	3,000	3,000
Temple and Hill—Garage		662.70	663	2,350	2,350
219 South Hill Street				350	350
227 North Figueroa—Garage	200.19	114.45	3,000	300	300
232 Market and 327 N. San Pedro	636.25				
249 South Los Angeles Street		552.62	553		
304 North Grand—Alpha Hotel		46.26	47	500	500
3200 North Main Street	684.14	347.22	690	3,410	3,410
Van Nuys Courts				1,500	1,500
Wayside Honor Rancho				21,348	21,348
Repairs and Minor Changes (Alterations)					
Agricultural Building			1,410		
Carpenter Mill	2,334.27	105.82	875	2,905	2,905
Civic Center Building	2,554.41	328.80	20,728	46,254	30,324
County Jail				1,092	1,092
County Shops			2,660	24,143	18,884
Downey Civic Center				420	420
808 North Spring Street	542.68	1,364.84	1,365		
Engineering Building	114.92	1,034.53	6,445	4,735	3,025
524 North Spring Street	79.19	17.98	18		
Hall of Justice	4,804.15	4,549.07	39,250	51,103	39,985
Hall of Records	1,563.50	5,606.65	31,820	59,496	59,281

MECHANICAL DEPARTMENT—Continued

Classification	EXPENDITURES Actual Prior Year 1950-51	Actual Current Year To 1-1-52	Estimated Current Year 1951-52	Requested Fiscal Year 1952-53	Allowed Fiscal Year 1952-53
MAINTENANCE AND OPERATION—Continued					
Repairs and Minor Changes—(Alterations)—Continued					
Inglewood Civic Center				880	880
Juvenile Hall				2,249	2,249
Law Building	8,488.24		12,206	6,778	
Milliron Building	1,216.28	1,387.12	2,753	7,130	
Miscellaneous, N. O. C.	4,097.67	937.68	1,000	1,000	1,000
Municipal Courts Annex				840	840
Municipal Courts Building	4,640.81			20,840	17,440
New Standards—3200 N. Main Street			360		
North Broadway (630)				1,050	1,050
North Spring Street (808)			6,187	20,840	12,190
123 S. Figueroa Street (Garage)				11,938	5,410
Pasadena Courts		858.23	910	144	144
Probation Camps				6,183	6,183
Purchasing and Stores				3,832	3,832
Rainier Building			975		
Rental Property—Alterations and Maint.				40,000	40,000
Repairs and Minor Changes—non-Structural			7,000	7,000	7,000
Santa Monica Civic Center				1,836	1,836
Sheriff—Miscellaneous Facilities				9,134	9,134
Space Alterations				50,000	50,000
Sugarman Building			3,282		
Temple & Hill Street Garage				3,805	1,175
304 No. Grand Avenue				4,135	4,135
Unforeseen	27,122.95	9,992.99	50,000	55,000	25,000
Wayside Honor Rancho				4,652	4,652
Utilities paid on Combined Rate					
Fire Protection and Rescue Service			1,964		
Fuel—Natural Gas			28,000		
Heat, Light and Power Services			3,500		
Inspection and Regulation Services			4,700		
Water Service			500		
Stores Service					
Fire Protection Supplies			936	750	750
Fuel Supplies	4,752.70		12,500	13,500	13,500
Furnishings and Household Supplies	760.84	2,077.10	2,078	6,500	6,500
Laundry and Cleaning Supplies	897.78	248.19	249	1,000	1,000
Medical, Surgical and Laboratory Supp.			700	800	800
Office Services	12.00	20.00	20		
Office Supplies	5,603.11	1,474.08	5,000	5,000	5,000
Other Operating and Maintenance Supplies, N. O. C.	10,966.12	3,533.16	18,000	18,000	18,000
Printing & Other Reproductive Supplies	2,947.45	1,061.84	1,062	2,400	2,400
Repairs—Operating Equipment	60.70	7.68	8		
Small Tools, Implements and Craft Supps.	5,835.83	1,040.10	10,000	7,500	7,500
Stationery and Forms	541.60	126.37	575	575	575
Wearing Apparel				2,000	2,000
Central Duplicating Bureau					
Stationery and Forms		225.04	226	1,500	1,500
All Other					
Auto Mileage			200	200	200
Heat, Light and Power Services	145,480.94	59,215.91	167,880		
Postage			1,000	500	500
Rent—Buildings and Offices			24,975		
Rent—Special Equipment, N. O. C.			25		
Repairs—Operating Equipment	797.09				
Special Services				400	400
Transportation Services	358.00	203.00	203		
Traveling Expenses	245.25			475	475
Water Service	20,369.91	10,888.60	27,300		

MECHANICAL DEPARTMENT—Continued

Classification	EXPENDITURES Actual Prior Year 1950-51	Actual Current Year To 1-1-52	Estimated Current Year 1951-52	Requested Fiscal Year 1952-53	Allowed Fiscal Year 1952-53
MAINTENANCE AND OPERATION—Continued					
Office Machine Repair Shop					
Mechanical Service				3,100	3,100
Stores Service				28,000	28,000
All Others				3,850	3,850
Utilities					
All Others					
Fuel Supplies (Natural Gas)				184,332	184,332
Heat, Light & Power Services				653,973	640,508
Water Service				175,728	172,938
Safety					
Structural Alterations—Guarding and Protective Equipment					
Agricultural Commissioner			225		
Assessor	360.00	100.00	100		
Board of Supervisors		4.32	5		
Charities:					
Acton Camp	713.73				
Bureau of Public Assistance			1,000	1,620	1,620
General Hospital	289.54		1,062	3,553	3,553
Harbor General Hospital			200	660	660
Long Beach Hospital			660	150	150
Olive View Sanatorium	110.85		200		
Rancho Los Amigos	935.34				
Warm Springs Camp			130		
County Art Institute			540		
Health			75	122	122
History, Science and Art Museum			3,259	591	591
Mechanical Department	23,012.57	9,856.62	15,004	6,001	6,001
Parks and Recreation	62.59		1,740	3,210	3,210
Patriotic Hall			522	800	800
Probation				2,773	2,773
Registrar of Voters			59		
Sheriff			637	876	876
Supervisors, Board of	24.78				
TOTAL MAINTENANCE AND OPERATION	**$ 738,410.33**	**$283,722.13**	**$ 974,696**	**$2,274,240**	**$2,119,307**
Less Service Charges	76,807.33	18,240.23	100,000	18,731	18,731
TOTAL MAINTENANCE AND OPERATION—NET	**$ 661,603.00**	**$ 265,481.90**	**$ 874,696**	**$2,255,509**	**$2,100,576**

MECHANICAL DEPARTMENT—Continued

Classification		EXPENDITURES				
		Actual Prior Year 1950-51	Actual Current Year To 1-1-52	Estimated Current Year 1951-52	Requested Fiscal Year 1952-53	Allowed Fiscal Year 1952-53
CAPITAL OUTLAY						
Equipment		$ 51,123.94	$ 12,319.75	$ 50,096	$ 103,253	$ 68,851
1 Acetylene Cylinder	$ 12					
2 Acetylene Welding Units	296					
2 Air Compressors	160					
1 Air Hose, Syphon Nozzle	10					
1 Ammeter	15					
1 AVR Meter	93					
1 Analyzer	125					
1 Band Saw	2,037					
2 Barrel Pumps	617					
3 Bench Lights	27					
1 Bending Brake	1,175					
2 Bin Units	237					
1 Bookcase—Base	10					
3 Bookcase—Sections	51					
1 Bookcase—Top	8					
Books	25					
3 Butts	39					
11 Cabinets	1,225					
1 Carpet Stitcher	345					
8 Car Stands	120					
13 Chairs	445					
1 Chuck	175					
1 Chuck Adapter	50					
13 Clocks, Electric	240					
1 Compression Gauge	30					
2 Coupling Pullers	315					
Cupboards	850					
1 Cutting Attachment	25					
5 Desks	600					
1 Desk Lamp	30					
3 Dollies	190					
1 Drill Press	475					
1 Dynamometer	230					
4 Electric Drills	170					
32 Electric Fans	1,080					
1 Electric Signal Tracer	100					
1 Electric Snake	90					
1 Exhaust Blower	40					
5 File Cabinets	555					
1 Flammable Liquids Cabinet	200					
1 Fuel Oil Meter	175					
2 Gasoline Pumps	805					
1 Gas Welding Manifold	430					
2 Gear Lubricant Dispensers	110					
1 Grinder	150					
3 Hand Meters	180					
2 Hand Punches	40					
16 Heaters	1,180					
6 Hoists	12,875					
4 Hoses	190					
1 Hydrostatic Pump	308					
1 Intercommunication and Paging System	3,975					
7 Jacks	740					
5 Lockers	125					
2 Millivoltmeters	30					
1 Miter Saw	2,193					
2 Mortar Mixing Boxes	120					
8 Motors	705					
1 Oscillescope	150					
1 Oxygen Cylinder	21					
12 Parts Pans	50					

MECHANICAL DEPARTMENT—Continued

Classification		EXPENDITURES Actual Prior Year 1950-51	Actual Current Year To 1-1-52	Estimated Current Year 1951-52	Requested Fiscal Year 1952-53	Allowed Fiscal Year 1952-53
CAPITAL OUTLAY—Continued						
Equipment—Continued						
10 Parts Toters	696					
1 Pilot Machining Tool	88					
1 Pipe Bender	132					
1 Pipe Cutter	157					
1 Powerstat Transformer	145					
1 Press	815					
8 Presolite Tanks	240					
1 Public Address System	2,680					
1 Quill	150					
11 Reels	940					
7 Reel Lights	160					
1 Sander	110					
1 Set Hydraulic Knock-out Punches	250					
2 Shop Benches	250					
1 Signal Generator	85					
1 Slip Meter	300					
2 Soldering Guns	32					
1 Spark Plug Cleaner	30					
1 Spindle Sander	512					
1 Spreader	20					
1 Spring Winder	15					
1 Stile & Rail Borer	3,465					
1 Stock Bin Section	370					
1 Storage Rack	305					
1 Sump Pump, Electric	100					
3 Switchboards	5,420					
1 Tach & Cam Dwell Indicator	120					
1 Tenoner, Electric	3,345					
1 Timing Light	20					
6 Tire Storage Racks	1,178					
6 Tool Storage Units	180					
1 Torqometer	55					
1 Transformer	700					
4 Trouble Kit Boxes	120					
1 Tube Tester	100					
4 Typewriters	680					
4 Vacuum Cleaners	720					
1 Vacuum Gauge	30					
2 Voltmeters	200					
2 Volt-Ammeters	260					
1 Watchclock	95					
1 Water Heater	6,000					
1 Work Bench	377					
3 Work Tables	135					
TOTAL MECHANICAL DEPARTMENT		**$1,151,081.78**	**$ 471,410.96**	**$1,454,692**	**$3,114,373**	**$2,906,615**

Fire Apparatus and Motor Vehicles

Purchase of Fire Apparatus and Automotive equipment authorized by the Board of Supervisors for use of various County Departments.

APPROPRIATIONS $750,000

Classification	EXPENDITURES Actual Prior Year 1950-51	Actual Current Year To 1-1-52	Estimated Current Year 1951-52	Requested Fiscal Year 1952-53	Allowed Fiscal Year 1952-53
CAPITAL OUTLAY					
Equipment					
Accessories	$	$	$ 4,000	$ 4,000	$ 4,000
Motor Vehicles	360,495.10	31,113.96	272,343	879,850	746,000
TOTAL FIRE APPARATUS AND MOTOR VEHICLES	**$ 360,495.10**	**$ 31,113.96**	**$ 276,343**	**$ 883,850**	**$ 750.000**

Janitors

Has responsibility for elevator service and custodial care in most County-owned buildings.

APPROPRIATIONS $753,614

Classification	EXPENDITURES Actual Prior Year 1950-51	Actual Current Year To 1-1-52	Estimated Current Year 1951-52	Requested Fiscal Year 1952-53	Allowed Fiscal Year 1952-53
SALARIES AND WAGES	$ 596,932.56	$ 287,405.49	$ 637,800	$ 806,549	$ 789,499
Deductions					
Salary Savings	$	$	$	$ 48,332	$ 51,781
Service Charges				42,010	42,010
Total Deductions	$	$	$	$ 90,342	$ 93,791
SALARIES AND WAGES—NET	$ 596,932.56	$ 287,405.49	$ 637,800	$ 716,207	$ 695,708
MAINTENANCE AND OPERATION					
Mechanical Service					
Auto Service	$ 692.76	$ 342.50	$ 796	$ 828	$ 828
Office Machine Maintenance	82.00	82.00	82		
Repairs — Operating Equipment	1,220.89	473.22	900	1,500	1,500
Stores Service					
Furnishings and Household Supplies	31,975.05	15,757.49	29,376	30,376	30,376
Laundry and Cleaning Supplies	14,705.66	5,530.17	18,900	19,500	19,500
Laundry, Cleaning & Waste Removal Services	5,504.00	825.00	6,582	6,582	5,800
Medical, Surgical and Laboratory Supp.	18.96			14	14
Office Supplies	120.10	36.86	37	150	150
Other Operating and Maintenance Supplies, N. O. C.	700.93	85.38	900	900	700
Postage	9.00			10	10
Printing & Other Reproductive Supplies	3.94				
Repairs—Operating Equipment	403.69	6.06	100	100	100
Reports and Bulletins—Departmental	7.87				
Small Tools, Implements and Craft Supps.	99.16	13.29	150	150	150
Stationery and Forms			100	175	100
Wearing Apparel	760.94	259.12	900	900	800
Central Duplicating Bureau					
Stationery and Forms		10.00	10		
All Other					
Auto Mileage	140.84	96.60	175	100	35
Laundry, Cleaning and Waste Removal Services	900.00	900.00	900	900	900
Transportation Services	126.00	71.00	143		
TOTAL MAINTENANCE AND OPERATION	$ 57,471.79	$ 24,488.69	$ 60,051	$ 62,185	$ 60,963
Less Service Charges	7,467.78	1,866.30	9,373	830	4,703
TOTAL MAINTENANCE AND OPERATION—NET	$ 50,004.01	$ 22,622.39	$ 50,678	$ 61,355	$ 56,260
CAPITAL OUTLAY					
Equipment	$ 2,197.54	$ 97.38	$ 532	$ 2,795	$ 1,646
3 Buffing Machines $918					
1 Chair 35					
6 Dollies 48					
5 Vacuum Cleaners 645					
TOTAL JANITORS	$ 649,134.11	$ 310,125.26	$ 689,010	$ 780,357	$ 753,614

Miscellaneous Special Appropriations

Special appropriations authorized by the Board of Supervisors but not included in the County Budget. These items are financed from special funds derived from revenue other than taxes and are, therefore, not reflected in the General County Tax levy.

Classification	EXPENDITURES				
	Actual Prior Year 1950-51	Actual Current Year To 1-1-52	Estimated Current Year 1951-52	Requested Fiscal Year 1952-53	Allowed Fiscal Year 1952-53
SALARIES AND WAGES					
Reporter's Salary Fund	$ 131,253.70	$	$ 130,000	$	$
MAINTENANCE AND OPERATION					
County Engineer Special Account	$	$ 2,238.80	$ 2,500	$	$
Jury Instruction Form Fund	.75	337.65	500		
TOTAL MAINTENANCE AND OPERATION	$ .75	$ 2,576.45	$ 3,000	$	$
TOTAL MISCELLANEOUS SPECIAL APPROPRIATIONS	$ 131,254.45	$ 2,576.45	$ 133,000	$	$

Protection to Person and Property

Total Appropriations **$4,261,768**

Recorder and Registrar of Titles

Appointive. Evidence of ownership of all land in the County and of those having liens or encumbrances upon the land are based upon the records in the Recorder's office. Duties of the Recorder are to accept for recordation or filing, to transcribe and index same, in the manner prescribed, those documents, instruments and papers and notices provided by the state law to be recorded or filed. Also, under the Health and Safety Code to register all marriage certificates and to file and index all copies of birth and death certificates. Under the Land Title Act (Torrens) the Recorder is made the Registrar of Titles. a separate and distinct department from the Recorder's, whose duties are to receive and register all instruments affecting the real property registered under this Act and to issue Certificates of Title covering same.

APPROPRIATIONS $923,385

Classification	EXPENDITURES				
	Actual Prior Year 1950-51	Actual Current Year To 1-1-52	Estimated Current Year 1951-52	Requested Fiscal Year 1952-53	Allowed Fiscal Year 1952-53
SALARIES AND WAGES	$ 581,509.37	$ 261,376.68	$ 638,600	$ 683,736	$ 683,736
Less Salary Savings				33,600	41,024
SALARIES AND WAGES—NET	$ 581,509.37	$ 261,376.68	$ 638,600	$ 650,136	$ 642,712
MAINTENANCE AND OPERATION					
Mechanical Service					
Auto Service	$ 8.30	$ 2.10	$ 9	$ 10	$ 10
Office Machine Maintenance	1,304.00	1,350.00	1,350		
Rent—Office Equipment	24.00		10	48	48
Repairs and Minor Changes	473.12		300	100	100
Repairs — Operating Equipment	2,258.64	1,736.52	2,600	2,700	2,700
Stores Service					
Furnishings and Household Supplies	5.76	5.67	14	12	12
Laundry and Cleaning Supplies	96.90	97.31	180	175	175
Office Services	5,061.29	1,850.60	4,625	4,500	4,250
Office Supplies	4,277.69	1,069.34	3,521	4,000	4,000
Other Operating and Maintenance Supplies, N. O. C.	3.95				
Postage	5,004.00	2,501.20	3,382	1,800	1,500
Printing & Other Reproductive Supplies	154,387.91	53,915.94	145,985	150,000	148,000
Rent of Office Equipment	33,625.79	8,393.70	43,262	49,200	49,200
Repairs—Operating Equipment	1,473.18	641.95	1,269	1,200	1,200
Small Tools, Implements and Craft Supps.	20.99	3.57	19	25	25
Stationery and Forms	30,640.72	8,534.37	29,901	33,600	33,000
Central Duplicating Bureau					
Stationery and Forms		30.42	3,300	7,750	5,250
All Other					
Communication	3.38		4	5	5
Office Services	19,010.00		5,589	15,200	10,200
Postage	13,023.76	8,006.66	17,020	17,020	16,020
Rent—Buildings and Offices			4,303		
Transportation Services	318.80	131.96	271	60	60
Traveling Expenses	78.25	54.00	250	300	250
TOTAL MAINTENANCE AND OPERATION	$ 271,100.43	$ 88,325.31	$ 267,164	$ 287,705	$ 276,005
Less Service Charges	3,312.36	1,166.40	3,375	3,725	3,725
TOTAL MAINTENANCE AND OPERATION—NET	$ 267,788.07	$ 87,158.91	$ 263,789	$ 283,980	$ 272,280

RECORDER AND REGISTRAR OF TITLES—Continued

Classification		EXPENDITURES Actual Prior Year 1950-51	Actual Current Year To 1-1-52	Estimated Current Year 1951-52	Requested Fiscal Year 1952-53	Allowed Fiscal Year 1952-53
CAPITAL OUTLAY						
Equipment		$ 11,211.69	$ 928.69	$ 6,092	$ 9,610	$ 8,393
1 Adding Machine	$1,560					
2 Bookcases, Steel	2,406					
11 Chairs	465					
1 Desk	85					
12 Filing Cabinets	1,800					
1 Line-A-Time	36					
3 Numbering Machines	150					
1 Scale	130					
10 Shelves	1,200					
1 Stool	15					
4 Stands	128					
2 Typewriters	418					
TOTAL RECORDER AND REGISTRAR OF TITLES		$ 860,509.13	$ 349,464.28	$ 908,481	$ 943,726	$ 923,385

Public Administrator

Appointive. Administer estates if the decedent resided or had property in California and had appointed no executor by a will, and left no resident heir who would succeed to any portion of the estate, or where court directs to act. Also includes Public Guardian who acts as guardian of the person and estate of any person in the County of Los Angeles who is a patient at County institution or who is recipient of aid or who is under jurisdiction of Mental Health Department, where it appears the estate does not exceed $5,000 in probable value.

APPROPRIATIONS $212,103

Classification	Actual Prior Year 1950-51	Actual Current Year To 1-1-52	Estimated Current Year 1951-52	Requested Fiscal Year 1952-53	Allowed Fiscal Year 1952-53
	EXPENDITURES				
SALARIES AND WAGES	$ 145,708.62	$ 81,054.17	$ 190,000	$ 213,798	$ 208,794
Less Salary Savings				5,000	9,098
SALARIES AND WAGES—NET	$ 145,708.62	$ 81,054.17	$ 190,000	$ 208,798	$ 199,696
MAINTENANCE AND OPERATION					
Mechanical Service					
Office Machine Maintenance	$ 625.00	$ 625.00	$ 625	$	$
Repairs and Minor Changes	5.47	13.12	15	50	50
Repairs — Operating Equipment	63.98	104.49	300	300	200
Stores Service					
Laundry and Cleaning Supplies	36.98	36.57	150	150	150
Office Services	240.75	22.00	128	111	111
Office Supplies	1,243.13	315.68	1,586	1,586	1,486
Other Operating and Maintenance Supplies, N. O. C.	2.95				
Postage	1,603.50	411.00	1,850	2,000	1,700
Printing and Other Reproductive Supps.	211.97	23.67	100	100	100
Reports and Bulletins—Departmental	472.13	180.12	700	1,000	900
Stationery and Forms	1,210.78	344.68	1,800	1,800	1,800
Central Duplicating Bureau					
Stationery and Forms		45.86	900	900	900
All Other					
Auto Mileage	1,716.83	872.35	2,100	2,400	2,200
Communication	12.16	1.55	25	25	25
Fees and Charges of Insolvent Estates			50	50	
Insurance—Auto Mileage	490.00		600	720	660
Insurance—Fire		245.00	245		
Office Services	75.00	20.00	20	50	50
Office Supplies	2.62				
Postage	10.71	1.33	12	12	12
Rent and Taxes			19,200		
Transportation — Local	261.75	49.70	280	300	300
Transportation Services	184.00	104.00	208		
Traveling Expenses	28.20	28.04	100	100	100
TOTAL MAINTENANCE AND OPERATION	$ 8,497.91	$ 3,444.16	$ 30,994	$ 11,654	$ 10,744
CAPITAL OUTLAY					
Equipment	$ 847.71	$ 566.89	$ 1,408	$ 1,793	$ 1,663
1 Battery Charger $180					
4 Chairs 135					
2 Desks 270					
50 Filing Cabinets 698					
2 Stands 40					
2 Typewriters 340					
TOTAL PUBLIC ADMINISTRATOR	$ 155,054.24	$ 85,065.22	$ 222,402	$ 222,245	$ 212,103

Farm Advisor

The Farm Advisor's Department gives to farmers the result of agricultural research of the University of California and the United States Department of Agriculture. Lectures, demonstrations, farm calls, letters, telephone calls, bulletins, etc., are the means used to disseminate agricultural information to the farmers. The county provides clerical and stenographic assistance, while the University of California pays the salaries of the Farm Advisor and his technical assistants.

APPROPRIATIONS $50,042

Classification	EXPENDITURES Actual Prior Year 1950-51	Actual Current Year To 1-1-52	Estimated Current Year 1951-52	Requested Fiscal Year 1952-53	Allowed Fiscal Year 1952-53
SALARIES AND WAGES	$ 30,120.29	$ 13,114.24	$ 30,800	$ 32,302	$ 32,302
Less Salary Savings				1,010	1,913
SALARIES AND WAGES—NET	$ 30,120.29	$ 13,114.24	$ 30,800	$ 31,292	$ 30,389
MAINTENANCE AND OPERATION					
Mechanical Service					
Auto Service	$ 9,844.40	$ 4,153.71	$ 10,400	$ 12,000	$ 11,800
Office Machine Maintenance	462.50	472.00	472		
Repairs — Operating Equipment	123.84	10.55	75	175	175
Stores Service					
Agricultural, Botanical & Animal Supplies	214.61	57.80	100	250	250
Educational and Recreational Supplies	252.31	1.03	300	300	300
Medical, Surgical and Laboratory Supps.	64.09	66.42	75	75	75
Office Services	146.91	10.50	75	100	100
Office Supplies	637.93	250.84	500	600	600
Postage	331.70	130.30	375	500	500
Printing & Other Reproductive Supplies	1,529.94	478.00	1,500	1,600	1,600
Repairs — Operating Equipment	19.00	10.00	50	125	125
Small Tools, Instruments and Craft Supplies	69.43	58.97	100	100	100
Stationery and Forms	275.27	92.26	300	300	300
Central Duplicating Bureau					
Stationery and Forms				600	600
All Other					
Communication	2,314.30	1,053.95	2,500	2,600	25
Educational and Recreational Supplies	137.09	27.85	150	200	200
Office Services	18.96	20.02	50	50	25
Office Supplies		1.42	2	10	10
Printing and Other Reproductive Supps.	13.07			25	25
Rent—Buildings and Offices			6,458	6,458	
Small Tools—Implements and Craft Supplies	4.66				
Storage—Motor Vehicles			1,560	1,560	
Subsistence and Care of Persons	1,372.33	638.10	639	1,600	1,600
Transportation Services	323.93	173.22	373	50	50
Traveling Expenses	263.27	198.79	2,200	2,500	500
TOTAL MAINTENANCE AND OPERATION	$ 18,419.54	$ 7,905.73	$ 28,254	$ 31,778	$ 18,960

FARM ADVISOR—Continued

Classification	EXPENDITURES				
	Actual Prior Year 1950-51	Actual Current Year To 1-1-52	Estimated Current Year 1951-52	Requested Fiscal Year 1952-53	Allowed Fiscal Year 1952-53
CAPITAL OUTLAY					
Equipment	$ 396.05	$ 235.70	$ 861	$ 3,193	$ 693
Books $ 30					
4 Cabinets 615					
1 Easel 25					
1 Timer 23					
TOTAL FARM ADVISOR	$ 48,935.88	$ 21,255.67	$ 59,915	$ 66,263	$ 50,042

Forester and Fire Warden

Established by authority of Government Code and County Charter. Duties include fire prevention and suppression and enforcement of related laws, firebreak maintenance, inspections and fire hazard abatement, conservation education, operation of camps of juvenile court wards in co-operation with Probation Department, experimental forestry work and watershed protection and reforestation.

APPROPRIATIONS $2,002,247

Classification	EXPENDITURES Actual Prior Year 1950-51	Actual Current Year To 1-1-52	Estimated Current Year 1951-52	Requested Fiscal Year 1952-53	Allowed Fiscal Year 1952-53
SALARIES AND WAGES	$1,391,214.72	$ 775,558.39	$1,512,400	$2,076,200	$2,008,336
Deductions:					
Salary Savings	$	$	$	$ 59,690	$ 76,174
Service Charges				370,709	405,142
Total Deductions	$	$	$	$ 430,399	$ 481,316
SALARIES AND WAGES—NET	$1,391,214.72	$ 775,558.39	$1,512,400	$1,645,801	$1,527,020
MAINTENANCE AND OPERATION					
Mechanical Service					
Auto Service	$ 52,288.28	$ 22,164.34	$ 55,000	$ 59,614	$ 59,064
Office Machine Maintenance	1,621.00	1,771.00	1,771		
Repairs and Minor Changes	3,427.42	1,016.45	3,300	9,750	9,750
Repairs to Motor Vehicles	18,629.38	8,452.74	22,300	27,467	27,467
Repairs — Operating Equipment	2,391.08	270.77	800	960	960
Stores Service					
Agricultural, Botanical and Animal Supplies	3,361.88	493.26	4,000	2,883	2,883
Analyzing, Testing and Weighing Services	50.00				
Automobile Supplies	31,771.76	12,128.41	36,500	37,027	37,027
Educational and Recreational Supplies	2,335.94	1,618.82	2,000	2,217	2,217
Food and Provisions	70,270.90	31,062.84	77,585	103,690	81,308
Fire Protection Supplies	13,211.29	402.72	8,169	27,226	14,769
Fuel Supplies	5,032.53	1,815.69	5,800	5,934	5,934
Furnishings and Household Supplies	9,038.55	1,889.29	9,000	11,306	9,500
Inspection and Regulation Services	90.56	26.50	266	66	66
Laundry and Cleaning Supplies	2,552.82	1,016.55	3,000	3,777	3,650
Laundry, Cleaning and Waste Removal Services	2,971.82	979.13	3,500	6,402	5,231
Medical, Surgical and Laboratory Supps.	342.61	148.24	350	355	355
Office Services	506.62	878.52	1,500	320	320
Office Supplies	3,152.90	1,548.53	2,702	3,015	3,015
Other Operating and Maintenance Supplies, N. O. C.	41,924.88	15,571.84	32,000	42,491	37,000
Postage	579.90	165.00	800	752	752
Printing & Other Reproductive Supplies	462.43	271.16	2,000	1,224	1,224
Professional and Expert Services	351.76				
Rent—Motor Vehicles	1,200.00			2,695	2,695
Rent—Office Equipment	60.00	7.13	8		
Rent—Special Equipment, N. O. C.	189.82	47.54	50		
Repairs and Minor Changes	565.70				
Repairs—Motor Vehicles	4,036.67			1,900	1,900
Repairs — Operating Equipment	1,354.13	359.69	2,400	1,727	1,727
Reports and Bulletins—Departmental	1,371.59	8.08	3,775	750	750
Small Tools, Implements and Craft Supps.	5,359.05	2,736.13	5,400	5,440	5,440
Special Services		212.45	213	20	20
Stationery and Forms	2,185.79	958.13	2,000	2,030	2,030
Transportation Services				100	100
Wearing Apparel	10,994.60	4,369.38	13,600	17,134	17,134
Inventory	1,482.31				

FORESTER AND FIRE WARDEN—Continued

Classification	Actual Prior Year 1950-51	Actual Current Year To 1-1-52	Estimated Current Year 1951-52	Requested Fiscal Year 1952-53	Allowed Fiscal Year 1952-53
		EXPENDITURES			
MAINTENANCE AND OPERATION—Continued					
Central Duplicating Bureau					
Stationery and Forms		327.11	2,000	2,324	2,324
All Other					
Auto Mileage	42,629.47	13,920.63	43,000	47,462	47,462
Communication	11,320.15	5,461.75	17,944	23,108	23,108
Compensation to Juvenile Delinquents	25,037.00	8,004.00	26,000	27,405	27,405
Educational Services	20.00				
Fire Protection and Rescue Service	5,757.38	3,892.58	5,000	1,500	1,500
Food and Provisions		536.01	537	5,756	5,756
Heat, Light and Power Services	10,916.43	3,454.37	10,800		
Insurance—Auto Mileage		2,249.86	7,200	7,200	7,200
Insurance—N. O. C.	60.00	48.00	60		
Insurance—Liability	2,348.36	825.00	3,000	3,000	3,000
Laundry, Cleaning & Waste Removal Service		27.75	150	153	153
Office Services	3,491.31	1,075.13	2,580	3,980	3,980
Postage				7	7
Printing & Other Reproductive Supplies		8.50	15		
Professional and Expert Services				26,786	23,602
Rent—Buildings and Offices	900.00	375.00	900		
Rent—Land	421.00	210.00	420		
Rent—Motor Vehicles	29,400.06	8,900.25	31,000	37,396	37,396
Repairs and Minor Changes		13.68	250	500	500
Repairs—Operating Equipment		43.94	75		
Special Services	421.33	189.90	1,360	1,512	1,512
Storage, N. O. C.	60.00	25.00	60		
Transportation — Local	10.70	3.80	50	50	50
Transportation Services	326.99	390.75	700	2,772	2,772
Traveling Expenses	537.04	48.88	600	998	998
Water Service	1,716.43	752.96	1,720	1,420	1,420
TOTAL MAINTENANCE AND OPERATION	$ 430,539.62	$ 163,175.18	$ 455,210	$ 571,601	$ 524,433
Less Service Charges	64,299.56	9,687.93	67,018	83,776	83,776
TOTAL MAINTENANCE AND OPERATION—NET	$ 366,240.06	$ 153,487.25	$ 388,192	$ 487,825	$ 440,657
CAPITAL OUTLAY					
Equipment	$ 29,869.66	$ 2,342.45	$ 30,240	$ 44,085	$ 34,570
2 Batteries, Telephone	$ 790				
14 Beds	518				
Books	100				
1 Bookcase—Base, 4 Sections and Top	126				
1 Cabinet	78				
1 Camera	276				
2 Carts	148				
41 Chairs	1,071				
3 Chargers, Battery	967				
6 Clocks, Electric	60				
3 Desks	399				
3 Drills	190				
1 Extinguisher	89				
1 Fan	15				
17 Filing Cabinets	1,875				
2 Furnaces, Soldering	64				
4 Grinders, Electric	420				

FORESTER AND FIRE WARDEN—Continued

Classification		EXPENDITURES Actual Prior Year 1950-51	Actual Current Year To 1-1-52	Estimated Current Year 1951-52	Requested Fiscal Year 1952-53	Allowed Fiscal Year 1952-53
CAPITAL OUTLAY—Continued						
Equipment—Continued						
6 Guns, Soldering	78					
3 Heaters	234					
3 Incinerators	84					
5 Jacks, Hydraulic	229					
1 Machine, Adding	365					
2 Masks, Air	468					
1 Mixer, Concrete	2,209					
1 Projector, Movie, Sound	622					
1 Pump	135					
1 Rack, Hose	175					
21 Radios, 2-Way, Mobile	12,600					
3 Ranges	1,348					
6 Shelves	1,560					
1 Slicer	382					
1 Softener, Water	114					
2 Stands	132					
2 Stools, Filing	22					
1 Stove	221					
3 Swings	165					
1 Switchboard	2,000					
23 Tables	1,647					
25 Telephones	925					
1 Time Stamp	185					
1 Torch	25					
8 Typewriters	1,408					
1 Waxer, Electric	51					
TOTAL FORESTER AND FIRE WARDEN		**$1,787,324.44**	**$ 931,388.09**	**$1,930,832**	**$2,177,711**	**$2,002,247**

Agricultural Department

Appointive. Enforcement of state laws, county ordinances and orders of the Board of Supervisors to prevent introduction and spread of agricultural pests; abatement of injurious insects, rodents, weeds and plant diseases; regulation of pest control operators and issuance of permits for application of injurious materials; control and eradication of bee diseases; rearing of beneficial insects; enforcement of laws to prevent deception in sale of fruits, nuts, vegetables, eggs and honey; registration of orchards; compilation of crop production and acreage reports and similar statistics.

APPROPRIATIONS $525,366

Classification	EXPENDITURES Actual Prior Year 1950-51	Actual Current Year To 1-1-52	Estimated Current Year 1951-52	Requested Fiscal Year 1952-53	Allowed Fiscal Year 1952-53
SALARIES AND WAGES	$ 387,304.76	$ 177,649.98	$ 427,200	$ 498,150	$ 494,290
Deductions					
Salary Savings	$	$	$	$ 28,077	$ 28,800
Service Charges				18,726	18,726
Total Deductions	$	$	$	$ 46,803	$ 47,526
SALARIES AND WAGES—NET	$ 387,304.76	$ 177,649.98	$ 427,200	$ 451,347	$ 446,764
MAINTENANCE AND OPERATION					
General Services					
Mechanical Service					
Auto Service	$ 2,221.72	$ 1,236.16	$ 2,850	$ 2,797	$ 2,500
Office Machine Maintenance	436.00	436.00	436		
Rent—Office Equipment	2.00		10	10	10
Repairs and Minor Changes			200	250	
Repairs — Operating Equipment	444.67	33.36	450	500	500
Stores Service					
Agricultural, Botanical and Animal Supplies	13,704.21	14,901.79	19,000	18,435	18,435
Analyzing, Testing and Weighing Services	52.00	39.50	70	75	75
Automotive Supplies		3.15	10	10	10
Communication	6.10		12	15	
Educational Services		1.50	2		
Educational and Recreational Supplies	1.33		125	150	150
Furnishings and Household Supplies	15.21				
Laundry and Cleaning Supplies	17.37		10	10	10
Medical, Surgical and Laboratory Supplies	70.94		115	125	125
Office Services	41.25		65	70	50
Office Supplies	588.09	284.95	600	650	650
Other Operating and Maintenance Supplies, N. O. C.	515.70	440.75	650	500	500
Postage	1,422.65	245.00	700	700	700
Printing & Other Reproductive Supplies	514.53	240.07	500	400	400
Rent—Office Equipment		15.00	15	20	20
Repairs — Operating Equipment	138.12	2.10	90	100	100
Reports and Bulletins—Departmental	97.15	42.23	75	75	75
Small Tools, Implements and Craft Supps.	508.00	59.36	160	175	175
Stationery and Forms	3,828.30	2,674.04	4,700	4,800	4,300
Storage—N. O. C.	2.20	2.05	15	15	15
Transportation, Local	15.00				
Transportation Services				100	100
Inventory	384.73		1,000		
Central Duplicating Bureau					
Stationery and Forms		254.33	850	1,200	1,200
All Other					
Agricultural, Botanical and Animal Supps.	12.68	1.04	1		
Auto Mileage	35,983.91	15,474.69	36,500	40,049	40,049
Communication	421.05	229.98	500	250	250
Heat, Light and Power Services	28.97	10.26	30		
Insurance—Auto Mileage	4,315.80	1,857.95	4,000	5,160	5,160

AGRICULTURAL DEPARTMENT—Continued

Classification	EXPENDITURES Actual Prior Year 1950-51	Actual Current Year To 1-1-52	Estimated Current Year 1951-52	Requested Fiscal Year 1952-53	Allowed Fiscal Year 1952-53
MAINTENANCE AND OPERATION—Continued					
All Other—Continued					
Laundry, Cleaning and Waste Removal Services	60.00	25.00	60		
Office Services	16.51	5.36	140	140	80
Other Operating and Maintenance Supplies, N. O. C.	3.17		40	40	40
Printing & Other Reproductive Supplies		.62	1		
Postage	2.98	1.04	5	5	5
Rent—Building and Offices	1,233.60	703.40	8,637		
Storage — Motor Vehicles	780.00	325.00	2,340		
Subsistence and Care of Persons	214.25	140.19	200	150	150
Transportation, Local	45.06	28.30	50	50	50
Transportation Service	412.64	218.44	441	15	15
Traveling Expenses	486.68	90.14	600	650	650
Total General Services	$ 69,044.57	$ 40,022.75	$ 86,255	$ 77,691	$ 76,549
Beneficial Insect Production					
Mechanical Service					
Auto Service	$ 80.38	$ 6.35	$ 90	$ 100	$ 63
Repairs and Minor Changes	131.59				
Repairs — Operating Equipment	142.07	18.96	200	300	300
Stores Service					
Agricultural, Botanical and Animal Supplies	5.57		20	200	200
Office Supplies		7.75	8		
Laundry and Cleaning Supplies	6.46	1.48	2		
Other Operating and Maintenance Supplies, N. O. C.	12.29	2.79	85	100	100
Small Tools, Implements and Craft Supplies	9.67	4.36	5		
Storage—N. O. C.	27.21		60	75	75
All Other					
Auto Mileage	443.35	176.80	390	400	400
Communication	170.51	81.27	170	180	180
Heat, Light and Power Services	475.50	168.38	500	800	800
Insurance—Auto Mileage	14.20	12.05	30	30	30
Repairs — Operating Equipment				10	10
Water Services	20.32	23.54	80	100	100
Total Beneficial Insect Production	$ 1,539.12	$ 503.73	$ 1,640	$ 2,295	$ 2,258
Predatory Animal Control	$ 3,503.45	$ 1,755.02	$ 4,400	$ 4,700	$ 4,700
Pest Abatement Under Commercial Contract	$	$	$	$ 1,000	$ 500
Pest Abatement Under Notice or Agreement	$ 167.94	$	$ 300	$ 3,700	$ 3,700
TOTAL MAINTENANCE AND OPERATION	$ 74,255.08	$ 42,281.50	$ 92,595	$ 89,386	$ 87,707
Less Service Charges	10,573.39	3,446.59	11,000	10,200	10,200
TOTAL MAINTENANCE AND OPERATION—NET	$ 63,681.69	$ 38,834.91	$ 81,595	$ 79,186	$ 77,507
CAPITAL OUTLAY					
Equipment	$ 1,915.42	$ 335.18	$ 1,185	$ 2,605	$ 1,095
Books $ 75					
3 Chairs 105					
1 Spray Rig 700					
1 Transcriber Attachment 30					
1 Typewriter 185					
TOTAL AGRICULTURAL DEPARTMENT	$ 452,901.87	$ 216,820.07	$ 509,980	$ 533,138	$ 525,366

Live Stock Department

Appointive. Is responsible for prevention, control, and eradication of contagious and infective diseases of livestock.

APPROPRIATIONS $135,038

Classification	EXPENDITURES Actual Prior Year 1950-51	Actual Current Year To 1-1-52	Estimated Current Year 1951-52	Requested Fiscal Year 1952-53	Allowed Fiscal Year 1952-53
SALARIES AND WAGES	$ 114,817.08	$ 41,890.64	$ 117,500	$ 125,551	$ 122,280
Less Salary Savings					8,071
SALARIES AND WAGES—NET	$ 114,817.08	$ 41,890.64	$ 117,500	$ 125,551	$ 114,209
MAINTENANCE AND OPERATION					
Mechanical Service					
Auto Service	$ 2,345.74	$ 861.96	$ 2,670	$ 3,207	$ 2,000
Office Machine Maintenance	113.00	100.00	100		
Repairs — Operating Equipment	50.00	61.53	110	110	110
Stores Service					
Agricultural, Botanical and Animal Supplies	924.94	918.76	925	925	925
Laundry and Cleaning Supplies	81.70	60.03	100	100	100
Laundry, Cleaning & Waste Removal Services	86.46	28.91	100	100	90
Medical, Surgical and Laboratory Supplies	375.21	185.04	450	500	500
Office Services	598.20	223.08	625	625	625
Office Supplies	154.19	90.48	200	200	200
Other Operating and Maintenance Supplies, N. O. C.	113.07	121.42	177	177	177
Postage	376.00	227.00	325	325	325
Printing & Other Reproductive Supplies	274.82	237.96	300	300	300
Stationery and Forms	525.79	191.67	250	250	250
Wearing Apparel	370.36	92.52	200	212	212
Central Duplicating Bureau					
Stationery and Forms		38.50	310	370	300
All Other					
Auto Mileage	14,394.43	4,650.70	14,780	14,780	13,000
Communication	2,078.16	641.46	2,100	2,100	
Insurance—Auto Mileage	1,065.00	360.00	1,080	960	960
Office Services	4.22	4.30	40	40	40
Other Operating and Maintenance Supplies, N. O. C.	2.28		20	20	20
Rent—Buildings and Offices	2,400.00	1,560.00	3,120	3,120	
Transportation Services	3.01		20	20	
Traveling Expenses	453.79	138.29	470	450	435
TOTAL MAINTENANCE AND OPERATION	$ 26,790.37	$ 10,793.61	$ 28,472	$ 28,891	$ 20,569
CAPITAL OUTLAY					
Equipment	$ 433.80	$ 49.17	$ 304	$ 453	$ 260
Books $100					
1 Desk 140					
1 Lamp, Desk 20					
TOTAL LIVE STOCK DEPARTMENT	$ 142,041.25	$ 52,733.42	$ 146,276	$ 154,895	$ 135,038

Sealer of Weights and Measures

Appointive. Protection of the public through continuous, systematic inspections for accuracy of all weighing and measuring apparatus used in trade throughout the city and county; the condemnation or seizure of incorrect and fraudulent instruments; and prosecution of persons guilty of short-weight, short-measure, or fraud in the purchase or sale of commodities, including adulteration or substitution of gasoline and motor oils. This work is authorized and made mandatory by California State Law.

APPROPRIATIONS $236,700

Classification	Actual Prior Year 1950-51	Actual Current Year To 1-1-52	Estimated Current Year 1951-52	Requested Fiscal Year 1952-53	Allowed Fiscal Year 1952-53
			EXPENDITURES		
SALARIES AND WAGES	$ 185,773.36	$ 83,160.63	$ 205,800	$ 247,617	$ 225,207
Less Salary Savings				7,270	15,053
SALARIES AND WAGES—NET	$ 185,773.36	$ 83,160.63	$ 205,800	$ 240,347	$ 210,154
MAINTENANCE AND OPERATION					
Mechanical Service					
Auto Service	$ 6,905.55	$ 3,229.77	$ 7,151	$ 10,928	$ 8,638
Office Machine Maintenance	108.00	108.00	108		
Rent—Office Equipment	18.00	6.00	6	30	22
Repairs and Minor Changes	435.19	102.53	300	4,241	335
Repairs — Operating Equipment	1,489.20	624.74	1,000	1,000	1,000
Water Service	656.36	235.12	750	1,000	
Stores Service					
Educational and Recreational Supps	40.87				
Educational Services	60.00				
Fire Protection and Rescue Service		5.00	5	10	10
Furnishings and Household Supplies	105.14	68.49	150	200	150
Medical, Surgical and Laboratory Supplies	575.45	113.10	1,000	1,000	800
Office Services	73.16	2.00	200	350	100
Office Supplies	357.42	176.34	450	750	525
Other Operating and Maintenance Supplies, N. O. C.	154.93	102.96	175	350	175
Postage	284.70	49.50	275	300	275
Printing and Other Reproductive Supps	232.56	32.08	100	175	175
Rent—Special Equipment, N. O. C.				100	
Repairs—Operating Equipment	69.41	29.25		100	25
Reports and Bulletins—Departmental				40	
Small Tools, Implements and Craft Supplies	1,451.88	361.22	1,500	2,100	1,500
Stationery and Forms	610.70	402.22	500	900	440
Wearing Apparel	21.02	47.90	50	150	75
Central Duplicating Bureau					
Stationery and Forms		32.15	222	200	200
All Other					
Auto Mileage	5,907.65	3,300.70	6,430	8,130	7,582
Communication	81.85	34.37	90	90	
Educational and Recreational Supplies	37.57		40	40	40
Insurance—Auto Mileage	935.00	455.00	930	1,080	1,080
Other Operating and Maintenance Supplies, N. O. C.		3.86	4		
Office Services			50	50	50
Storage of Motor Vehicles			10	10	10
Subsistence and Care of Persons	677.52	42.50	600	800	600
Transportation, Local	17.64		20	50	30
Transportation Service	157.00	89.00	178		
Traveling Expenses	659.60	92.90	600	600	600
TOTAL MAINTENANCE AND OPERATION	$ 22,123.37	$ 9,746.70	$ 22,894	$ 34,774	$ 24,437

SEALER OF WEIGHTS AND MEASURES—Continued

Classification		EXPENDITURES Actual Prior Year 1950-51	Actual Current Year To 1-1-52	Estimated Current Year 1951-52	Requested Fiscal Year 1952-53	Allowed Fiscal Year 1952-53
CAPITAL OUTLAY						
Equipment		$ 2,580.39	$ 447.65	$ 1,126	$ 3,143	$ 2,109
Books	$ 50					
1 Desk	170					
1 Filing Cabinet	110					
1 Fire Extinguisher	35					
3 Measures	1,100					
3 Pumps, Water	644					
TOTAL SEALER WEIGHTS AND MEASURES		$ 210,477.12	$ 93,354.98	$ 229,820	$ 278,264	$ 236,700

Pound Department

The County Poundmaster operates under a county ordinance providing for the licensing of dogs and the regulation and impounding of dogs and other animals in unincorporated territory. This department also places unlicensed dogs in such shelters and pounds as are designated by the Board of Supervisors. Certain fees, fines and penalties are collected for the care of dogs and other animals at the Pound.

APPROPRIATIONS $176,887

Classification	EXPENDITURES Actual Prior Year 1950-51	Actual Current Year To 1-1-52	Estimated Current Year 1951-52	Requested Fiscal Year 1952-53	Allowed Fiscal Year 1952-53
SALARIES AND WAGES	$ 94,343.52	$ 43,527.50	$ 105,300	$ 146,704	$ 132,160
Less Salary Savings				12,000	13,229
SALARIES AND WAGES—NET	$ 94,343.52	$ 43,527.50	$ 105,300	$ 134,704	$ 118,931
MAINTENANCE AND OPERATION					
Mechanical Service					
Auto Service	$ 9,566.84	$ 3,897.38	$ 10,000	$ 17,712	$ 14,254
Office Machine Maintenance	91.00	96.00	96		
Repairs and Minor Changes		525.34	526	2,200	485
Repairs — Operating Equipment	316.99	51.84	225	250	200
Stores Service					
Advertising Services	2.00	4.87	50	50	50
Communication Services	1,666.70	846.85	1,700	1,700	850
Feed and Forage for Animals	2,055.12	897.48	2,300	3,450	3,100
Furnishings and Household Supplies	38.53	38.51	100	150	100
Impounding and Disposal of Animals	60.00				
Laundry and Cleaning Supplies	122.00	34.92	200	200	200
Medical, Surgical and Laboratory Supplies	8.93	25.37	50	50	50
Office Supplies	199.64	156.23	400	400	400
Other Operating and Maintenance Supplies, N. O. C.	130.75	107.02	300	300	300
Postage	1,355.00	900.60	1,845	2,000	2,000
Printing & Other Reproductive Supplies		17.17	18		
Reports and Bulletins—Departmental			200	200	
Small Tools, Implements and Craft Supps.			25	25	25
Stationery and Forms	2,362.09	254.68	2,200	2,200	2,200
Central Duplicating Bureau					
Stationery and Forms			150	200	200
All Other					
Agricultural, Botanical and Animal Supplies	1.98				
Auto Mileage	3,944.60	1,706.13	4,100	5,000	4,600
Communication	1,455.75	684.35	1,650	1,650	
Feed and Forage for Animals	97.25	44.62	45		
Fuel Supplies	18.14	10.67	11		
Heat, Light and Power Services	716.35	151.11	570	600	
Humane Societies	7,355.00	2,452.00	7,355	7,355	7,355
Impounding and Disposal of Animals	2,715.00	993.00	3,000	6,800	4,320
Insurance—Auto Mileage	630.00	275.00	660	720	720
Laundry and Cleaning Supplies	3.75	12.50	13		
Office Services	.35		50	60	60
Other Operating and Maintenance Supplies, N. O. C.	14.07		100	100	50
Printing & Other Reproductive Supplies	128.46				
Refunds of Impounding Fees	7,865.30	2,616.90	8,000	8,600	8,300
Repairs and Minor Changes	80.52	53.52	54		

POUND DEPARTMENT—Continued

Classification	EXPENDITURES Actual Prior Year 1950-51	Actual Current Year To 1-1-52	Estimated Current Year 1951-52	Requested Fiscal Year 1952-53	Allowed Fiscal Year 1952-53
MAINTENANCE AND OPERATION—Continued					
All Other—Continued					
Repairs—Operating Equipment	109.77	49.46	200	308	242
Special Services	18.24		350	400	400
Transportation Service	226.00	128.00	256		
Water Service	263.00	106.80	300	300	
TOTAL MAINTENANCE AND OPERATION	$ 43,619.12	$ 17,138.32	$ 47,099	$ 62,980	$ 50,461
Less Service Charges	1,011.60	506.40	1,400	1,400	
TOTAL MAINTENANCE AND OPERATION—NET	$ 42,607.52	$ 16,631.92	$ 45,699	$ 61,580	$ 50,461
CAPITAL OUTLAY					
Equipment	$ 418.64	$ 194.48	$ 350	$ 9,750	$ 7,495
3 Chairs	$ 160				
1 Pole	60				
11 Radios—Mobile	7,150				
1 Table	70				
1 Typewriter Stand	55				
TOTAL POUND DEPARTMENT	$ 137,369.68	$ 60,353.90	$ 151,349	$ 206,034	$ 176,887

Health and Sanitation

Total Appropriations **$3,834,799**

Health Department

Appointive. It is the duty of the Health Department to enforce and observe all orders and ordinances of the Board of Supervisors pertaining to health and sanitary matters; all orders, quarantine regulations, and rules prescribed by the State Board of Health; and all statutes relating to the public health and to vital statistics.

APPROPRIATIONS $2,780,690

Classification	EXPENDITURES Actual Prior Year 1950-51	Actual Current Year To 1-1-52	Estimated Current Year 1951-52	Requested Fiscal Year 1952-53	Allowed Fiscal Year 1952-53
SALARIES AND WAGES	$2,059,089.92	$1,002,480.26	$2,305,200	$3,210,353	$3,105,756
Deductions					
Salary Savings	$	$	$	$ 284,891	$ 244,000
Service Charges				432,890	430,353
Total Deductions	$	$	$	$ 717,781	$ 674,353
SALARIES AND WAGES—NET	$2,059,089.92	$1,002,480.26	$2,305,200	$2,492,572	$2,431,403
MAINTENANCE AND OPERATION					
Mechanical Service					
Auto Service	$ 8,465.34	$ 4,087.92	$ 8,308	$ 10,700	$ 10,700
Office Machine Maintenance		4,343.00	4,343		
Other Operating and Maintenance Supplies, N. O. C.	248.59	45.13	150	150	150
Repairs and Minor Changes	26,327.65	7,774.11	10,960	23,200	5,631
Repairs — Operating Equipment	5,764.23	3,074.41	5,600	8,208	3,000
Stores Service					
Educational and Recreational Supplies	51.50		100	200	125
Food and Provisions	164.49	58.96	170	170	150
Furnishings and Household Supplies	4,149.37	1,763.10	4,000	4,000	4,000
Impounding & Disposal of Animals	25.00				
Laundry and Cleaning Supplies	2,099.68	1,068.41	2,095	2,100	2,100
Laundry, Cleaning and Waste Removal Services	11,546.12	6,070.55	12,236	13,550	13,000
Medical, Surgical and Laboratory Supp.	47,502.32	36,538.17	61,560	82,650	74,000
Office Services	1,276.14	626.84	1,215	1,210	1,210
Office Supplies	8,508.24	3,463.46	8,755	15,180	12,000
Other Operating and Maintenance Supplies, N. O. C.	3,263.81	2,060.25	3,590	3,590	3,500
Postage	9,177.95	3,390.62	9,110	9,200	9,200
Printing and Other Reproductive Supps.	22,186.14	12,461.79	24,990	26,952	26,000
Rent—Office Equipment	7,076.66	3,695.00	7,570	7,830	7,830
Repairs and Minor Changes	377.25				
Repairs—Operating Equipment	2,190.69	1,019.51	3,100	4,000	3,500
Reports and Bulletins—Departmental	4,026.26	2,025.72	4,125	4,625	4,625
Small Tools, Implements and Craft Supps.	260.56	109.14	260	260	260
Stationery and Forms	13,909.88	6,712.58	14,000	14,515	13,000
Transportation Services	146.00		72	312	100
Wearing Apparel	1,886.91	929.47	1,990	2,080	2,080
Central Duplicating Bureau					
Stationery and Forms		1,162.58	2,863	3,600	3,600
All Other					
Auto Mileage	107,386.48	53,519.87	110,920	118,624	113,000
Communication	49,464.97	22,681.08	41,825	27,290	180
Food and Provisions	.90				
Furnishings and Household Supplies		5.33	10		
Heat, Light and Power Services	22,030.85	9,429.72	22,825		
Insurance—Auto Mileage	20,590.00	10,340.00	21,300	22,140	21,660
Laundry, Cleaning and Waste Removal Services	65.40	3,298.70	3,331	3,331	3,331
Medical, Surgical and Laboratory Supplies	1,018.32	895.89	1,320	1,320	1,320
Office Services	2,685.57	1,502.93	3,235	3,370	3,310
Office Supplies	2.49	8.05	25	25	25
Other Operating and Maintenance Supplies, N. O. C.	6.14	Cr. 94.26	10	10	10

HEALTH DEPARTMENT—Continued

Classification	Actual Prior Year 1950-51	Actual Current Year To 1-1-52	Estimated Current Year 1951-52	Requested Fiscal Year 1952-53	Allowed Fiscal Year 1952-53
	EXPENDITURES				
MAINTENANCE AND OPERATION—Continued					
All Other—Continued					
Postage	344.32	616.07	1,270	1,275	1,225
Printing and Other Reproductive Supps.	1.97				
Professional and Expert Services	5.99			300	
Rent — Buildings and Offices	8,224.00	4,256.00	66,372		
Repairs and Minor Changes	9,152.88				
Repairs—Operating Equipment	1.61				
Special Services	1,736.48	972.21	1,820	800	800
Stationery and Forms	23.46	30.47	60	50	50
Subsistence and Care of Animals	1,392.00	1,046.30	2,120	620	600
Transportation, Local	415.71	135.24	400	500	500
Transportation Services	6,538.67	3,660.82	7,329	110	110
Traveling Expenses	2,671.32	1,068.00	2,560	4,260	3,000
Water Services	1,239.56	710.85	1,425		
TOTAL MAINTENANCE AND OPERATION	**$ 415,629.87**	**$ 216,563.99**	**$ 479,319**	**$ 422,307**	**$ 348,882**
Less Service Charges	71,855.21	26,852.35	54,500	23,760	23,760
TOTAL MAINTENANCE AND OPERATION—NET	**$ 343,774.66**	**$ 189,711.64**	**$ 424,819**	**$ 398,547**	**$ 325,122**
CAPITAL OUTLAY					
Equipment	**$ 6,690.39**	**$ 6,234.62**	**$ 32,305**	**$ 35,483**	**$ 24,165**
1 Balance	$ 45				
2 Benches	130				
3 Blackboards	75				
Books	500				
2 Bookcase—Bases	16				
8 Bookcase—Sections	136				
3 Bookcase—Tops	24				
12 Cabinets	820				
1 Calculator	800				
1 Carbon Monoxide Tester	50				
2 Carts	140				
153 Chairs	2,992				
1 Clock	10				
9 Costumers	135				
2 Couches	250				
21 Desks	2,670				
4 Dictating Machines	1,650				
1 Duplicator	375				
9 Fans	300				
18 Files	2,145				
1 Heater	35				
5 Illuminators, X-ray	160				
1 Lens	65				
1 Line-A-Time	36				
9 Lockers	270				
1 Magnifying Glass	25				
1 Microscope	500				
5 Milk Sample Cases	250				
1 Paper Folder	775				
1 Pipetting Machine	175				
3 Polishers	930				

HEALTH DEPARTMENT—Continued

Classification		EXPENDITURES Actual Prior Year 1950-51	Actual Current Year To 1-1-52	Estimated Current Year 1951-52	Requested Fiscal Year 1952-53	Allowed Fiscal Year 1952-53
CAPITAL OUTLAY—Continued						
Equipment—Continued						
1 Punch—3 Hole	15					
2 Refrigerators	350					
1 Rotating Apparatus	90					
2 Sander—Polisher	150					
1 Saw	425					
4 Scales	300					
2 Projector Slide Magazines	56					
3 Stands	165					
1 Stool	30					
18 Tables	1,440					
50 Transfer Cases	400					
24 Typewriters	4,260					
TOTAL HEALTH DEPARTMENT		**$2,409,554.97**	**$1,198,426.52**	**$2,762,324**	**$2,926,602**	**$2,780,690**

Health Department — Public Health Fund

Expenditures to be made from State grants for expansion of community health services. Under supervision of County Health Department.

APPROPRIATIONS $405,881

Classification	EXPENDITURES				
	Actual Prior Year 1950-51	Actual Current Year To 1-1-52	Estimated Current Year 1951-52	Requested Fiscal Year 1952-53	Allowed Fiscal Year 1952-53
SALARIES AND WAGES	$ 376,278.16	$ 96,560.00	$ 386,240	$ 386,240	$ 386,240
MAINTENANCE AND OPERATION					
Services and Supplies	$ 40,002.00	$ 5,692.01	$ 23,080	$ 19,641	$ 19,641
CAPITAL OUTLAY					
Equipment	$ 9,712.76				
TOTAL HEALTH DEPARTMENT— PUBLIC HEALTH FUND	$ 425,992.92	$ 102,252.01	$ 409,320	$ 405,881	$ 405,881

Air Pollution Control District Hearing Board

The Hearing Board of the Air Pollution Control District conducts hearings upon petitions for variances and extension of variances from the Health and Safety Code, petitions to revoke operating permits and appeals on permit denials, and makes findings and decisions as the result of all such hearings.

APPROPRIATIONS $33,483

Classification	EXPENDITURES Actual Prior Year 1950-51	Actual Current Year To 1-1-52	Estimated Current Year 1951-52	Requested Fiscal Year 1952-53	Allowed Fiscal Year 1952-53
SALARIES AND WAGES	$ 35,886.20	$ 13,874.78	$ 34,900	$ 32,940	$ 32,940
Deductions					
Salary Savings	$	$	$	$	$ 1,677
Revenue					2,500
Total Deductions	$	$	$	$	$ 4,177
SALARIES AND WAGES—NET	$ 35,886.20	$ 13,874.78	$ 34,900	$ 32,940	$ 28,763
MAINTENANCE AND OPERATION					
Mechanical Service					
Office Machine Maintenance	$ 36.00	$ 26.00	$ 26	$	$
Repairs — Operating Equipment	15.73		12	40	40
Stores Service					
Office Supplies	50.23	13.90	30	60	60
Other Operating and Maintenance Supplies, N. O. C.				25	
Postage	45.00		45	60	60
Reporting and Transcribing	4,349.43	825.39	3,500	4,500	4,500
Stationery and Forms	28.25	6.19	30	50	50
All Other					
Communication			10	10	10
Rent			2,030		
Special Services			25	25	
TOTAL MAINTENANCE AND OPERATION	$ 4,524.64	$ 871.48	$ 5,708	$ 4,770	$ 4,720
TOTAL AIR POLLUTION CONTROL DISTRICT HEARING BOARD	$ 40,410.84	$ 14,746.26	$ 40,608	$ 37,710	$ 33,483

Air Pollution Control District

Determines the sources, nature, extent, and/or degree of atmospheric contamination and enforces the provisions of all laws or ordinances pertaining to the control, alleviation, abatement, or elimination of air pollution from any source.

APPROPRIATIONS $614,745

Classification	Actual Prior Year 1950-51	Actual Current Year To 1-1-52	Estimated Current Year 1951-52	Requested Fiscal Year 1952-53	Allowed Fiscal Year 1952-53
		EXPENDITURES			
SALARIES AND WAGES	$ 345,513.52	$ 177,317.62	$ 531,000	$ 642,933	$ 640,137
Deductions					
Salary Savings	$	$	$	$ 77,562	$ 75,725
Retirement					38,102
Revenue					12,300
Total Deductions	$	$	$	$ 77,562	$ 126,127
SALARIES AND WAGES—NET	$ 345,513.52	$ 177,317.62	$ 531,000	$ 565,371	$ 514,010
MAINTENANCE AND OPERATION					
Mechanical Service					
Auto Service	$ 18,969.62	$ 7,501.84	$ 8,999	$ 19,890	$ 19,400
Heat, Light and Power Services	2,260.63				
Office Machine Maintenance	289.00	341.00	341		
Repairs and Minor Changes	5,282.68	325.10	3,174	1,000	1,000
Repairs — Operating Equipment	1,716.65	162.52	837	500	500
Stores Service					
Agricultural, Botanical and Animal Supplies	4.08				
Automotive Supplies	1.73				
Communication	15.00				
Educational and Recreational Supplies	1,007.65	672.18	673	700	700
Furnishings and Household Supplies	4.00				
Fuel Supplies	12.31				
Laundry and Cleaning Supplies	6.43				
Medical, Surgical and Laboratory Supps.	9,452.20	2,954.83	5,045	8,704	8,000
Office Services	503.61	81.48	246	500	500
Office Supplies	528.00	436.47	563	1,000	1,000
Other Operating and Maintenance Supplies, N. O. C.	649.16	248.92	249	500	500
Postage	972.61	455.75	544	1,000	1,000
Printing and Other Reproductive Supps.	648.51	514.07	1,286	1,625	1,000
Professional and Expert Services	4,577.10	750.00	18,750	12,500	12,500
Public Office and Court Service	3.05				
Rent—Motor Vehicles	50.00				
Repairs—Operating Equipment	41.03	125.99	126	500	500
Reports and Bulletins—Departmental	1,529.02	2.06	1,497	2,500	2,000
Small Tools, Implements and Craft Supplies	71.92	45.21	54	100	100
Stationery and Forms	2,679.59	816.69	183	1,500	1,000
Central Duplicating Bureau					
Stationery and Forms		118.74	19	300	300
All Other					
Auto Mileage	4,208.69	2,189.13	4,410	7,000	6,000
Communication	7,808.09	2,742.16	5,077		--
Educational Services	10.25				
Heat, Light and Power Service	25.02	1,075.26	1,076		
Insurance—Auto Mileage	686.12	510.00	1,230	2,100	2,100
Insurance — Workmen's Compensation	962.68		1,050	1,256	
Laundry, Cleaning and Waste Removal Services	5,360.00	1,437.00	4,767		
Medical, Surgical and Laboratory Supp.	23.20	6.00	600		
Office Services	330.10	181.09	318	1,000	1,000

AIR POLLUTION CONTROL DISTRICT—Continued

Classification	EXPENDITURES Actual Prior Year 1950-51	Actual Current Year To 1-1-52	Estimated Current Year 1951-52	Requested Fiscal Year 1952-53	Allowed Fiscal Year 1952-53
MAINTENANCE AND OPERATION—Continued					
All Other—Continued					
Other Operating and Maintenance Supplies, N. O. C.	30.79				
Postage	1.07				
Professional and Expert Services	18,285.93	11,000.00	11,000	26,000	26,000
Rent—Buildings and Offices	12,000.00		12,000		
Repairs—Operating Equipment	8.55				
Special Services			490	500	500
Transportation Services	312.00	176.00	177		
Traveling Expenses	855.16	53.15	446	500	500
Water Service	226.50	106.20	133		
TOTAL MAINTENANCE AND OPERATION	$ 102,409.73	$ 35,028.84	$ 85,360	$ 91,175	$ 86,100
Less Service Charges	2.50				
TOTAL MAINTENANCE AND OPERATIONS—NET	$ 102,407.23	$ 35,028.84	$ 85,360	$ 91,175	$ 86,100
CAPITAL OUTLAY					
Equipment	$ 13,937.53	$ 3,796.76	$ 13,627	$ 15,255	$ 14,635
1 Air Compressor	$ 400				
1 Anemometer	100				
1 Battery Charger	25				
6 Blowers	120				
Books	250				
1 Box, Soundproof	75				
12 Chairs	265				
1 Chem-ox Rescue Apparatus	150				
3 Costumers	45				
4 Desks	470				
1 Drill, Electric	80				
1 Electrical Precipitator	1,040				
1 Fire Blanket	20				
2 Filing Cabinets	220				
1 Glower Assembly	60				
2 Gauges	50				
3 Hygrometers	50				
5 Ice Crushers	50				
1 K. M. Machine	2,000				
2 Lamps, Infra-red, evaporation	100				
1 Light	60				
1 Meter Cell	200				
1 Meter, exposure	15				
1 Mounting Box	250				
2 Nerst Glowers	30				
1 Orsat Apparatus	100				
1 Polarograph	420				
1 Polymeter	80				
2 Pumps, battery	300				
1 Reducing Valve	70				
1 Revolution Counter	15				
1 Stirrer, electric	30				
3 Tables	360				
7 Thermocouples	75				
1 Torch, Oxygen	15				
1 Typewriter	185				
1 Visibility Recorder	1,500				
3 Watches, stop	60				
4 Wind Instruments & Recorder	5,300				
TOTAL AIR POLLUTION CONTROL DISTRICT	$ 461,858.28	$ 216,143.22	$ 629,987	$ 671,801	$ 614,745

Highways and Bridges

Total Appropriations **$25,329,758**

Road Department

Road Commissioner appointive. Duties and responsibilities are prescribed by the California Streets and Highways Code and the County Administrative Code. Under directions of Board of Supervisors, the Road Commissioner is responsible for planning, surveying, designing, constructing, and maintaining County highways, roads, bridges, and culverts; installation and maintenance of traffic signals; operation of detention camps for construction of roads by County jail prisoners; and administration and maintenance of County lighting and lighting maintenance districts (separately budgeted).

APPROPRIATIONS $25,329,758

Classification	Actual Prior Year 1950-51	Actual Current Year To 1-1-52	Estimated Current Year 1951-52	Requested Fiscal Year 1952-53	Allowed Fiscal Year 1952-53
		EXPENDITURES			
MOTOR VEHICLE FUND					
Salaries and Wages					
Payroll Clearance Account	$5,123,528.19	$2,824,785.81	$7,265,762	$7,767,010	$7,732,570
Less Payroll Distributed Account	5,123,528.19	2,801,741.63	7,265,762	7,767,010	7,732,570
Salaries and Wages—Net	$	$ 23,044.18	$	$	$
Maintenance and Operation					
Suspense					
Suspense Charges Account	$2,393,282.56	$ 862,794.12	$3,500,000	$4,000,000	$4,000,000
Less Distributed Charges Account	2,393,282.56	850,361.85	3,500,000	4,000,000	4,000,000
Suspense—Net	$	$ 12,432.27	$	$	$
Administration and Overhead					
2010 Administration—Main Office	$ 195,642.15	$ 124,291.47	$ 240,000	$ 265,000	$ 265,000
2015 Aerial Photographs				10,000	10,000
2020 Bridge Div. General Engineering	39,427.94	21,852.68	45,000	50,000	50,000
2025 Civil Defense and Disaster Relief				15,000	15,000
2030 Employees' Retirement	344,374.49	163,096.99	380,000	400,000	400,000
2040 Insurance—Auto Liability	5,000.00		5,000	17,000	17,000
2050 Materials and Supplies Undist.			150,000	150,000	150,000
2055 Microfilming				10,000	10,000
2060 Permit Section	68,963.48	38,966.17	75,000	100,000	100,000
2065 Relocating Utility Lines				20,000	20,000
2070 Permit Section Fees—Credit	Cr. 78,122.00	Cr. 31,822.25	Cr. 75,000	Cr. 100,000	Cr. 100,000
2105 General Engineering Roads	334,864.54	154,152.03	300,000	280,000	280,000
2110 Telephone	12,793.97	3,991.65	17,000	17,000	17,000
2120 Traffic Accident Research	10,786.60	4,793.21	10,000	10,000	10,000
2130 Traffic Committee	8,451.15	4,739.33	10,000	11,000	11,000
2140 Traffic Engineering	42,342.79	39,226.65	90,000	100,000	100,000
2145 Traffic Survey				50,000	50,000
2150 Underground Structure Records	27,469.89	16,493.24	33,000	25,000	25,000
2160 Rights of Way Division	67,885.24	33,545.47	95,000	95,000	95,000
2170 Workmen's Compensation	80,210.21	28,240.02	82,000	85,000	85,000
2190 Rent of Quarters			21,900	21,900	21,900
2200 Whse. & Shop Oper. Overhead	75,000.00		75,000		
Total Administration and Overhead	**$1,235,090.45**	**$ 601,566.66**	**$1,553,900**	**$1,631,900**	**$1,631,900**
Ordinary Maintenance					
3099 Road Maintenance	$ 498,369.24	$ 265,569.88	$ 578,523	$ 654,636	$ 654,636
3610 Bridge and Culvert Maintenance	218,204.35	27,020.18	100,000	200,000	200,000
3611 Erosion Control	21,021.52				
3615 Dismantle Buildings			1,700	15,000	15,000
3620 Maintenance of Equipment	61,540.56	30,095.09	60,000	60,000	60,000
3625 Radio & Intercom Maintenance		79.24	5,515	25,000	25,000
3630 Whse. Grounds & Bldgs. Maintenance	44,774.01	7,987.71	20,000	20,000	20,000
3635 Reimbursable Charges	282,357.57	188,296.15	250,000	250,000	250,000
3636 Coll. for Reimbursable Charges	Cr. 249,585.05	Cr. 173,054.97	Cr. 250,000	Cr. 250,000	Cr. 250,000
3640 Permit Repairs Charges	155,603.95	79,145.66	150,000	150,000	150,000
3650 Permit Repair Reimbursement	Cr. 195,546.92	Cr. 99,893.18	Cr. 150,000	Cr. 150,000	Cr. 150,000
3654 Constr. Permit Survey Charges				40,000	40,000
3655 Constr. Permit Inspect. Charges	14,373.26	21,294.52	50,000	50,000	50,000
3656 Constr. Permit Insptc. Reimburs.	Cr. 2,459.00	Cr. 2,197.00	Cr. 50,000	Cr. 50,000	Cr. 50,000

ROAD DEPARTMENT—Continued

Classification	Actual Prior Year 1950-51	Actual Current Year To 1-1-52	Estimated Current Year 1951-52	Requested Fiscal Year 1952-53	Allowed Fiscal Year 1952-53
			EXPENDITURES		
MOTOR VEHICLE FUND—Continued					
Maintenance and Operation—Continued					
Ordinary Maintenance—Continued					
3660 Power Street Sweeping	229,358.73	136,477.63	270,000	260,000	260,000
3670 Snow Removal	20,221.88	4,177.18	22,000	22,000	22,000
3680 Soil Sterilization	26,406.53	30,908.54	45,000	45,000	45,000
3690 Storm Damage	36,902.60	35,018.51	250,000	50,000	50,000
3700 Traffic Lane Marking	139,672.25	78,962.86	175,000	225,000	225,000
3710 Traffic Signal Maintenance	131,845.66	37,957.96	100,000	220,000	220,000
3720 Traffic Signs Non-Illuminated	20,590.53	8,919.65	25,000	30,000	30,000
3730 Engineering Building	35,030.37	9,485.04	42,473	42,473	42,473
3740 Weed Control		6,846.83	16,000	16,000	16,000
Total Ordinary Maintenance	**$1,488,682.04**	**$ 693,097.48**	**$1,711,211**	**$1,925,109**	**$1,925,109**
Road Betterment					
4001 Supervisorial District No. 1	$ 236,843.89	$ 101,097.93	$ 212,480	$ 212,480	$ 212,480
4002 Supervisorial District No. 2	22,347.80	10,296.91	20,000	20,000	20,000
4003 Supervisorial District No. 3		5,908.23	7,520	7,520	7,520
4004 Supervisorial District No. 4	71,236.56	39,720.16	85,000	85,000	85,000
4005 Supervisorial District No. 5	224,454.91	96,111.76	175,000	175,000	175,000
Total Road Betterment	**$ 554,883.16**	**$ 253,134.99**	**$ 500,000**	**$ 500,000**	**$ 500,000**
Special Road Maintenance					
4101 Angeles Forest Highway (5)	$ 25,239.33	$ 7.88	$ 15,000	$	$
4102 Angeles Forest Highway—North Angeles Crest (5)				15,000	15,000
4104 Avenue D—70th Street West to 190th Street (5)				15,300	15,300
4105 Avenue J-110th Street et al (5)		11,091.52	11,092		
4107 Avenue Q—240th Street East to Avenue P (5)				4,200	4,200
4109 Bellflower Blvd—Spring Street Nly to City Boundary Long Beach				22,000	22,000
4110 Big Tujunga Canyon Road (5)	2,998.21	1,553.91	10,000		
4111 Big Tujunga Canyon Road—Los Angeles to North End (5)				10,000	10,000
4120 Clark Avenue (1)	8,717.82				
4125 Clara Street (1)	3,107.73				
4135 Culver Blvd. (4)	9,185.34				
4138 East Fork Road			15,000		
4139 Eastern Avenue Northerly		8,896.40	9,347		
4142 El Segundo Blvd—Crenshaw Blvd. to Prairie Avenue (4)				6,000	6,000
4145 Glendora Mountain Road (1)	5,364.85	9,499.95	25,000		
4150 Griffin Road (5)	17,617.46				
4160 Kagel Canyon—Lopez Canyon Rd (5)	4,995.90	1,128.71	5,000		
4161 Kagel Canyon—Lopez Cany. Road Los Angeles to Foothill Blvd (5)				5,000	5,000
4164 La Brea Avenue (4)		7,766.53	8,821		
4165 La Puente Avenue (1)	4,230.21				
4170 Little Tujunga Cany. Road (5)	7,053.42	3,023.39	15,000		
4173 Little Tujunga Cany. Road to Los Angeles Limits (5)				5,000	5,000
4175 Los Angeles Street (1)			15,000		
4185 Mount Wilson Road (5)	16,605.67				
4186 Mount Wilson Way (5)	353.49	11.48	2,000		
4187 Mount Wilson—Red Box (5)			3,000		
4188 Mount Wilson—Red Box Road and Angeles Crest Highway (5)				5,000	5,000
4189 Mount Wilson Way—Pine Creek Drive North and East (5)				2,000	2,000
4195 Palos Verdes Drive—Crenshaw Blvd to Palos Verdes Estates (4)				12,000	12,000

ROAD DEPARTMENT—Continued

Classification	Actual Prior Year 1950-51	Actual Current Year To 1-1-52	Estimated Current Year 1951-52	Requested Fiscal Year 1952-53	Allowed Fiscal Year 1952-53
			EXPENDITURES		
MOTOR VEHICLE FUND—Continued					
Maintenance and Operation—Continued					
Special Road Maintenance—Continued					
4200 Pear Blossom Highway—Avenue W to Big Pines (5)				10,000	10,000
4201 Pear Blossom Highway (5)	25,290.89	13,249.87	25,000		
4205 Ramona Blvd—Covina to El Monte (1)				20,000	20,000
4219 Santa Anita Canyon Rd-Grandview Avenue to North End (1)				8,000	8,000
4220 Santa Anita Canyon Road (1)	6,522.80	1,010.60	8,000		
4223 Sepulveda Boulevard (4)	4,898.81				
4225 South Street—Lakewood Blvd. to Cherry Avenue (1)		7,673.16	8,685		
4226 South Street—Bellflower Blvd. to Woodruff (1)		3,117.58	4,306		
4230 Streets in La Habra Heights (1)	14,120.96				
4240 Streets in No. Whittier Hgts. (1)	15,368.99				
4250 Streets in Sta. Monica Mts. Subdivision (4)	5,014.22				
4260 Streets in Santa Monica Mts. Subdivision (5)	11,418.46				
4295 70th Street et al			7,500		
4221 Santa Rosa Avenue			2,500		
Total Special Road Maintenance	**$ 188,104.56**	**$ 68,030.98**	**$ 190,251**	**$ 139,500**	**$ 139,500**
Allotments and Contributions					
Miscellaneous					
5001 Federal Reserve Road (1)	$ 78,500.00	$ 25,000.00	$ 25,000	$ 35,000	$ 35,000
5002 Payments to Prisoners (1)	91,133.76				
5003 Contributions to C. I.'s	16,620.25	50,269.07	200,000	500,000	500,000
5004 Bell Lighting District	3,000.00				
Total Miscellaneous	**$ 189,254.01**	**$ 75,269.07**	**$ 225,000**	**$ 535,000**	**$ 535,000**
Aid to Cities					
5500 Aid to Cities—Undistributed	**$1,915,440.38**	**$1,786,083.67**	**$2,000,000**	**$2,818,213**	**$2,818,213**
Highways through Cities—					
Special Projects					
5601 Arcadia—Baldwin Avenue (1)	$ 112.56	$ 44,906.47	$ 170,000	$	$
5603 Arcadia—Duarte Road (1)			6,000		
5613 Burbank—Riverside Drive (5)				45,000	45,000
5625 Compton—Alameda Street (4)		672.00	35,000	13,254	13,254
5631 Compton—Rosecrans Avenue (4)	98,969.00	50,600.00	50,600	4,337	4,337
5633 Compton—Santa Fe Avenue (4)	1,212.10	318.21	33,124	100,000	100,000
5641 Culver City—La Cienega Blvd. (4)	875.79	453.40	316,000	65,000	65,000
5649 El Monte—Peck Road (1)			12,000		
5653 Gardena—Normandie Avenue (4)	11,109.89				
5667 Hawthorne—120th Street (4)	40,344.37		44,000		
5670 Inglewood—Florence Avenue (4)				9,500	9,500
5673 Inglewood—Imperial Hwy. (4)				35,000	35,000
5681 Inglewood—120th Street (4)	18,612.11		21,000		
5687 La Verne—Lincoln Ave., RR Signals (1)			9,840		
5693 Long Beach—Delhart Blvd. (4)	153,584.21	1,691.00	6,032		
5698 Long Beach—Los Coyotes Diagonal (4)	6,000.00				
5699 Long Beach—Orange Avenue (1)	10,000.00				
5701 Long Beach—N. Long Beach Drain Ditch (1)		13,742.77	13,743		
5704 Long Beach—Redondo Avenue (1)			35,000		
5708 Long Beach—Wardlow Road (1)	5,703.24				

ROAD DEPARTMENT—Continued

Classification	Actual Prior Year 1950-51	Actual Current Year To 1-1-52	Estimated Current Year 1951-52	Requested Fiscal Year 1952-53	Allowed Fiscal Year 1952-53
			EXPENDITURES		
MOTOR VEHICLE FUND—Continued					
Maintenance and Operation—Continued					
Allotments and Contributions—Continued					
Highways through Cities—Special Projects—Continued					
5710 Long Beach—223rd Street (4)				59,000	59,000
5740 Los Angeles—Beverly Blvd. (3)				76,000	76,000
5758 Los Angeles—El Segundo Blvd. (4)				30,000	30,000
5760 Los Angeles—Exposition Blvd. (2)		307,600.00	307,600	10,000	10,000
5762 Los Angeles—Glen Oaks Blvd. (5)				150,000	150,000
5765 Los Angeles—Hill & Broadway (3)	6,309.52	17,500.00	17,500	300,659	300,659
5766 Los Angeles—Hill Street (3)				165,000	165,000
5769 Los Angeles—Imperial Highway				205,800	205,800
5770 Los Angeles—Imperial Highway (4)				100,000	100,000
5775 Los Angeles—La Cienega Blvd. (4)	12,461.50		2,128	18,000	18,000
5780 Los Angeles—L. A. River Freeway (1)				9,884	9,884
5800 Los Angeles—Temple Street (3)				250,000	250,000
5817 Los Angeles—Winnetka Ave. (5)				35,000	35,000
5825 Lynwood—Imperial Highway (1)			5,792		
5830 Manhattan Beach—Bell Avenue (4)			4,000		
5840 Montebello—Beverly Blvd. (1)				25,000	25,000
5844 Montebello—Slauson Avenue (1)				39,000	39,000
5846 Montebello—Washington Blvd. (1)				150,000	150,000
5848 Monterey Park-McBride Street (1)			13,764		
5855 Pasadena—Hammond Street (5)		2,500.00	2,500		
5856 Pasadena—Kinneloa Ave. et al (5)		40,000.00	40,000		
5857 Pasadena—Orange Grove Ave. (5)			20,000		
5858 Pasadena—Rosemead Blvd. (5)				100,000	100,000
5886 San Gabriel Mission—Alhambra Wash (1)				4,500	4,500
5890 San Gabriel—San Gabriel Blvd. (1)			278		
5901 Signal Hill—Newport Avenue (1)	8,124.91	9,180.42	65,146		
5905 South Gate—Garfield Ave. (1)				44,500	44,500
5909 South Gate—Imperial Highway (1)			70,000		
5915 South Gate—Rosecrans Avenue			250		
5931 Torrance—Crenshaw Blvd. (4)		74.76	59,500	122,000	122,000
5946 Vernon—Downey Road (1)	120.50	20.63	23,000	32,000	32,000
5962 West Covina—Badillo Street (1)				17,500	17,500
5971 West Covina—Sunset Ave. Bridge			17,500		
5998 All Cities—Railway Rights of Way				300,000	300,000
Total Highways Through Cities—Special Projects	**$ 373,539.70**	**$ 489,259.66**	**$1,401,297**	**$2,515,934**	**$2,515,934**
Total Allotments and Contributions	**$2,478,234.09**	**$2,350,612.40**	**$3,626,297**	**$5,869,147**	**$5,869,147**
Total Maintenance and Operation	**$5,944,994.30**	**$4,001,918.96**	**$7,581,659**	**$10,065,656**	**$10,065,656**
Capital Outlay					
6000 Equipment	**$ 497,432.62**	**$ 113,076.42**	**$ 404,190**	**$ 444,763**	**$ 444,763**

ROAD DEPARTMENT—Continued

Classification	EXPENDITURES Actual Prior Year 1950-51	Actual Current Year To 1-1-52	Estimated Current Year 1951-52	Requested Fiscal Year 1952-53	Allowed Fiscal Year 1952-53
MOTOR VEHICLE FUND—Continued					
Capital Outlay—Continued					
Structural and Non-structural Improvements					
Traffic Signals					
6104 Alameda at Dominquez Carson and 223rd Street (4)	$	$ 402.32	$ 20,000	$	$
6112 Alameda Street—Imperial Blvd. to Sepulveda Blvd. (4)				10,000	10,000
6114 Alameda Street—Slauson Ave. to Century Blvd. (2)				10,000	10,000
6140 Anaheim-Telegraph Road and Normandie Blvd. (1)		756.72	24,000		
6143 Arrow Hwy. & Irwindale Ave. (1)				15,000	15,000
6150 Avalon Blvd. & Carson Street	8,215.73				
6152 Avalon Blvd. & Compton Blvd.	8,000.00	317.82	700		
6154 Avalon Blvd.—Redondo Beach Blvd. to Victoria Street (1)				23,000	23,000
6156 Avalon and Sepulveda Blvd.	7,121.99				
6165 Bandini Blvd. and Downey Road				10,000	10,000
6170 Bellflower Blvd. & Ashworth St.		149.92	5,200		
6171 Bellflower Blvd.—Arbor Road to Harvey Way (1)				16,000	16,000
6175 Bellflower Blvd. & Imperial Hwy.		704.80	10,000		
6180 Bellflower Blvd. & South Street	12,000.00				
6181 Bellflower Blvd. between South Street & Conant Street (1)		272.32	20,000		
6185 Beverly Blvd. & Atlantic Avenue	5,959.28				
6187 Beverly & San Vicente Blvd. (3)				8,000	8,000
6194 Brooklyn Ave. Indiana to Mednick		265.61	17,500		
6205 Carson and Main Street	7,570.48				
6207 Carson Street at Santa Fe Avenue	8,405.24				
6209 Carson Street & Vermont Ave.	8,215.24				
6211 Carson St. & Wilmington Avenue	8,215.25				
6222 Central Ave. & El Segundo Blvd. (1)				3,500	3,500
6235 Clark Ave. and Artesia Avenue	1,963.95				
6237 Clark Avenue and Ashworth St.	2,681.24				
6239 Clark Avenue and Centralia St.	1,802.73				
6241 Clark Avenue and Compton Blvd.	1,810.81				
6243 Clark Avenue and Flower Ave.	1,708.12				
6245 Clark Avenue and Hedda Street	1,610.81				
6247 Clark Avenue and Imperial Hwy.	5,066.72				
6250 Clark Ave. and South Street	3,200.00				
6251 Clark Ave. between South St. and Conant Street (1)		555.36	15,000		
6264 Compton Blvd. and Gibson St.		74.24	2,500		
6266 Compton Blvd. and Prairie Avenue (4)				8,000	8,000
6275 Crenshaw Blvd. and Redondo Beach Blvd. (4)				15,000	15,000
6282 Del Amo Blvd & Santa Fe Ave.			10,000		
6292 Downey Road and Fruitland St. (1)				3,500	3,500
6300 Durfee Ave. & Valley Blvd. S'ly		190.48	200	11,800	11,800
6305 El Segundo Blvd. and Inglewood Avenue				2,500	2,500
6308 El Segundo Blvd. and Normandie Ave. to Anza Avenue (4)				23,000	23,000
6310 Florence Avenue & Compton—Jaboneria Road (1)		79.32	2,500		
6312 Florence Ave. and Paramount Blvd.	8,113.39				

ROAD DEPARTMENT—Continued

Classification	Actual Prior Year 1950-51	Actual Current Year To 1-1-52	Estimated Current Year 1951-52	Requested Fiscal Year 1952-53	Allowed Fiscal Year 1952-53
			EXPENDITURES		
MOTOR VEHICLE FUND—Continued					
Capital Outlay—Continued					
Structural and Non-structural Improvements—Continued					
Traffic Signals—Continued					
6315 Florence Ave.—Emil Avenue to Old River School Road (1)				16,000	16,000
6318 Fortuna St. and Santa Fe R. R. (2)				8,000	8,000
6322 Fountain Ave. and Gardner St. (3)			2,500		
6335 Gage Avenue and Miramonte Blvd. (2)				8,500	8,500
6336 Gage Ave. and Wilmington Ave. (2)				8,000	8,000
6338 Garfield Ave. and Gage Avenue (1)				15,000	15,000
6345 Huntington Dr. and San Gabriel Blvd.	10,404.24				
6347 Imperial Hwy. at Old River School Rd. & Paramount Blvd. & Downey Avenue (1)				15,000	15,000
6350 Inglewood Blvd.—104th St. to 118th St. (4)				15,000	15,000
6360 Jefferson Blvd. and Centinela Blvd. (4)				8,000	8,000
6370 Las Tunas Dr. & Burke Avenue	3,580.71				
6373 Las Tunas Dr. & Muscatel Ave	3,580.72				
6379 Las Tunas Dr. & Willard Avenue	3,580.73				
6390 Lomita Blvd. & Narbonne Ave		77.62	78	3,122	3,122
6397 Lower Azusa Rd. & Sunset Blvd		55.92	2,500		
6399 Lower Azusa Rd & Tyler Ave			2,500		
6410 Main Street & Sepulveda Blvd	7,038.56				
6423 Melrose Ave. & San Vicente Blvd			5,000		
6434 New York Dr. & Allen Avenue (5)				3,500	3,500
6436 Normandie Avenue at 98th Street and 108th Street		239.12	10,000		
6440 Olive Street and Avalon Blvd	9,000.00				
6442 Olive Street and Broadway (4)	5,000.00				
6448 Olive Street and Main St. (4)	5,000.00				
6462 Paramount Blvd. at Imperial Hwy	3,200.00				
6469 Paramount Blvd. and Stewart and Grey Road	5,000.00				
6498 Ramona Blvd. at Baldwin Park Blvd. & Maine Avenue (1)		382.68	25,000		
6505 Rosecrans Ave. and Avalon Blvd	4,092.39				
6506 Rosecrans Ave. & Avalon Blvd. (4)				15,000	15,000
6507 Rosecrans Ave. and Broadway	4,545.55				
6509 Rosecrans Ave. & Central Avenue	4,547.24				
6510 Rosecrans Ave.—Clark Avenue to Bellflower Blvd. (4)				30,000	30,000
6519 Rosecrans Ave. and Main Street	4,413.78				
6524 Rosecrans Ave. at Prairie & Inglewood Ave. (4)		48.64	100	9,900	9,900
6525 Rosecrans Ave. & San Pedro St	4,489.46				
6532 San Bernardino Road at Peck and Cogswell Roads (1)			100	15,900	15,900
6544 Sepulveda Blvd. between Normandie & Wilmington Aves. (4)				45,000	45,000
6560 Union Pacific, Indiana to Anaheim-Telegraph Road	6,283.26				
6569 Washington Blvd. & Broadway	10,000.00				
6573 Washington Blvd. and Garfield Ave. (1)				8,000	8,000

ROAD DEPARTMENT—Continued

Classification	EXPENDITURES Actual Prior Year 1950-51	Actual Current Year To 1-1-52	Estimated Current Year 1951-52	Requested Fiscal Year 1952-53	Allowed Fiscal Year 1952-53
MOTOR VEHICLE FUND—Continued					
Capital Outlay—Continued					
Structural and Non-structural Improvements—Continued					
Traffic Signals—Continued					
6575 Washington Blvd. and Passons Blvd.	10,000.00				
6585 County Various Intersections	51,742.31	4,116.72	68,300	100,000	100,000
6591 County and City Cooperation	26,327.57	740.09	20,000	20,000	20,000
6593 County and State Cooperation	21,492.43		100,000	75,000	75,000
6595 County and Railroad Cooperation	12,093.05		40,000	50,000	50,000
6597 Traffic Safety Lights				10,000	10,000
Total Traffic Signals	$ 317,072.98	$ 9,429.70	$ 403,678	$ 638,222	$ 638,222
Warehouse, Grounds and Buildings					
6601 Camp 3—Water Tank	$	$	$ 500	$	$
6602 Camp 4—Oil Tank			300		
Central Yard					
6605 Buildings	21,544.41	3,112.95	8,000		
6606 Remodel Building			4,400		
6607 Building, Compressor House			1,500		
6610 Building 3,200 Sq. Ft.	1,430.95				
6613 Building, Powder Magazine			6,000		
6615 Building, Remodel No. 2362	2,001.32	3,470.80	3,500		
6616 Building, No. 2363 (1)			1,000		
6617 Traffic and Lighting Bldg. (1)		1,008.68	4,400		
6620 Building, Remodel No. 3373	1,972.13				
6621 Building No. 2362, Construct. Add. (1)				4,400	4,400
6622 Building No. 2362, Dust Proof Rooms (1)				4,400	4,400
6623 Building No. 2363, Construct. Add. (1)				4,400	4,400
6624 Building No. 2370, Remodel Testing Laboratory (1)				4,400	4,400
6630 Crane, Overhead in Bldg. No. 3373	3,000.00				
6650 Guniting Wall	738.09				
6655 Hoist, Truck Greasing	250.00				
6657 Incinerator	50.57				
6660 Land	3,000.00				
6661 Lighting Standard Racks			2,500		
6662 Storage Racks—Lumber (1)				4,400	4,400
6663 Racks and Shelves—Bulk Stock (1)				4,200	4,200
6664 Land Improvements (1)				4,400	4,400
6665 Paving, Fence	19,268.31	4,893.03	18,800	15,000	15,000
6667 Testing Laboratory				44,230	44,230
6668 Testing Lab. Facilities (1)				50,000	50,000
6670 Property Acquisition				180,000	180,000
6671 Storm Drain				3,000	3,000
6672 Storage Rack		6,679.28	10,000	4,400	4,400
6673 Move and Enlarge Sawdust Collection (1)	779.08	640.95	641		
6674 Shelves and Bins	2,103.60	2,195.82	2,196		
6675 Truck Shelter		7.16	4,300		
6677 Sawmill	97.53		210		

ROAD DEPARTMENT—Continued

Classification	Actual Prior Year 1950-51	Actual Current Year To 1-1-52	Estimated Current Year 1951-52	Requested Fiscal Year 1952-53	Allowed Fiscal Year 1952-53
			EXPENDITURES		
MOTOR VEHICLE FUND—Continued					
Capital Outlay—Continued					
Structural and Non-Structural Improvements—Continued					
Warehouse Grounds and Buildings—Contd.					
Districts					
6688 RD-100—Rock Bunkers			4,000		
6689 District No. 100—Belvedere Sub-Yard		500.00	500		
6690 District No. 100—Brooklyn Sub-Yard	4,086.77	219.13	500		
6691 District No. 100-102-103—Enlarge Building Yard (1)	16,670.61	239.85	9,658		
6699 District No. 101—Building Surface Yard Fence (1)				37,800	37,800
6700 RD-101 Headquarters site Improvements (1)				15,000	15,000
6711 RD-108 Headquarters—Landscape and Water (1)				500	500
6712 RD-108 Headquarters—Rock Bin				4,500	4,500
6715 District No. 108—Yard, Land and New Buildings	42,625.08	4,280.92	7,600		
6720 District No. 108—Sub-Yard, Glendora Mountain Road	15,168.32				
6730 District No. 109—Standard Office Building	7,976.56	703.06	782		
6735 District No. 112—Buildings New Site			10,000		
6736 District No. 112—Land and Plans			9,000		
6737 District No. 112—Land		5,175.00	9,600		
6738 RD-112 Headquarters—Improvements and Fence (1)				15,000	15,000
6745 District No. 114—Office Floor Linoleum	70.81				
6746 District No. 114—Paving Yard			400		
6747 Warehouse No. 1 Radio Antenna Supports				1,260	1,260
6755 District No. 116—Office Floor Linoleum	69.39				
6756 District No. 116—Landscaping			300		
6757 Warehouse No. 2—Radio Antenna Supports				1,260	1,260
6758 Warehouse No. 3—Radio Antenna Supports				1,260	1,260
6692 RD-100—Maintenance Yard Land, Fence, Surface (1)				20,000	20,000
6763 District No. 117—Construction Rock Bins				1,200	1,200
6764 District No. 117-407—Fence				750	750
6765 District No. 117-407—Gutter Spouts	35.41				
6766 District No. 117-407—Partition Seal Wire				500	500
6767 District No. 117-407—Paving Yard				500	500
6768 RD-117—Service Station				350	350
6769 RD-117—Gasoline Tank				175	175
6775 District No. 201—Office Floor Linoleum	69.39				
6779 RD-301—Garage		275.02	5,000		

ROAD DEPARTMENT—Continued

Classification	Actual Prior Year 1950-51	Actual Current Year To 1-1-52	Estimated Current Year 1951-52	Requested Fiscal Year 1952-53	Allowed Fiscal Year 1952-53
			EXPENDITURES		
MOTOR VEHICLE FUND—Continued					
Capital Outlay—Continued					
Structural and Non-structural Improvements—Continued					
Warehouse, Grounds and Buildings—Continued					
Districts—Continued					
6785 RD-401—Yard Landscape (4)			1,500		
6787 RD-401—Propane Tank (4)			175		
6790 RD-404—Buildings		555.85	1,000		
6791 RD-404—Constructing Rock Bin			2,600		
6792 RD-404—Paving Yard			1,700		
6794 RD-404—Yard Land Landscape and Fence	35,487.65		1,000		
6808 District No. 408—Heated Emulsion Tank—Gutter Spouts	113.04		2,575		
6818 District No. 501-502 — Headquarters, Landscaping	19,208.61	3,832.63	4,000		
6836 RD-508—Headquarters Fence, Plans, Buildings (5)				140,000	140,000
6837 District No. 507—Surface Yard, Bins, and Lub. Fit	2,882.81				
6838 Warehouse No. 4—Radio Antenna Supports	1,354.26			1,260	1,260
6839 Warehouse No. 5—Radio Antenna Supports	1,325.34			1,260	1,260
6840 District No. 508—Roosevelt Sub Yard	5,081.51				
6841 Mill Creek Maintenance Yard—Sand Bunker (5)				2,500	2,500
6842 Mill Creek Maintenance Yard	827.62				
6844 Mt. Wilson Maintenance Yard	658.39				
6845 Mt. Wilson Maintenance Yard—Radio Equipment Building (5)				2,500	2,500
6846 Mt. Wilson Maintenance Yard—Sand Bunker (5)				2,500	2,500
6865 Traffic Signal Yard	684.60				
6867 Warehouse No. 2—Paint Spray Booth				3,500	3,500
6868 Warehouse No. 5—Storage Shelter			4,400		
Warehouse No. 1:					
6869 Garage		1,346.19	1,346		
6870 Fence and Pave Expansion Area	6,479.02				
6871 Land and New House	780.44				
6872 Landscaping	435.06				
6873 Building No. 2330—Additions (1)	4,219.69	73.83	250		
Warehouse No. 2:					
6874 Rock Bunkers		265.82	3,900		
6875 Retaining Wall		260.90	4,000		
6876 Paving			3,000		
6877 Equipment Shelter			4,100		
Warehouse No. 3:					
6878 Raise Walls—Rock Bins			575		
6879 New Equipment Building		4,839.97	57,500		
6880 Shed, Wash Rack, etc.	861.04				

ROAD DEPARTMENT—Continued

Classification	Actual Prior Year 1950-51	Actual Current Year To 1-1-52	Estimated Current Year 1951-52	Requested Fiscal Year 1952-53	Allowed Fiscal Year 1952-53
			EXPENDITURES		
MOTOR VEHICLE FUND—Continued					
Capital Outlay—Continued					
Structural and Non-structural Improvements—Continued					
Warehouse, Grounds and Buildings—Continued					
Warehouse No. 4:					
6881 Inspection and Lamping				2,500	2,500
6882 Concrete Gutters			1,000		
6883 Fence and Resurfacing			400		
6884 Landscaping			1,500		
6885 New Warehouse Buildings	604,475.26	4,121.78	60,000		
6886 Paving Yard			30,000		
6887 Toilet		535.55	713		
6888 Building #2391 to Whse. #4			10,000		
Warehouse No. 5:					
6890 Remodel Shop			4,000		
6891 Temporary Office			4,200		
6892 Temporary Stockroom			4,200		
6893 Emulsion Tank		239.93	670		
6894 Land, Plans and Buildings			40,000		
6895 Land for New Site and Plans	952.49		28,700		
6896 Oil Storage	373.49				
Warehouse No. 8:					
6897 Warehouse #8	304.02				
6898 Fuel Tank			150		
Total Warehouse, Grounds and Buildings	**$ 829,512.67**	**$ 49,474.10**	**$ 404,741**	**$ 583,305**	**$ 583,305**
Miscellaneous					
6901 Alley Improvements	$ 41,646.49	$ 10,196.61	$ 25,000	$ 50,000	$ 50,000
6908 Board of Supervisors Services	38.57				
6910 Street & Bridge Improvements		4,432.39	100,000	666,555	666,555
6911 Co-operative Improvement Projects	357,345.81	27,543.82	429,026	200,000	200,000
6912 Contributions on Co-operative Projects	Cr. 52,887.33	Cr. 19,123.03	Cr. 250,000	Cr. 100,000	Cr. 100,000
6913 Co-operative Pavement Widening				500,000	500,000
6915 County Surveyor Services	232,274.06	92,299.95	221,000	221,000	221,000
6922 County Surveyor Services—Blueprinting	4,514.12				
6930 Detention Camps	989,855.31	432,941.84	1,014,610	1,000,000	1,000,000
6933 Minor Bridge Approaches				50,000	50,000
6937 Portable Buildings	37,593.24			50,000	50,000
6944 Projects, Subdivisions & C. I. D.	742,461.24	291,874.66	870,000	500,000	500,000
6955 Radio Systems	26,147.32	4,859.50	59,663		
6960 Railroad Crossings		8,441.46	25,000	50,000	50,000
6970 Right of Way—All Districts	236,598.97	52,690.39	220,000	300,000	300,000
6980 Preliminary Planning—Bridges		332.65	25,000	25,000	25,000
6981 Preliminary Planning—Highways		6,247.54	75,000	75,000	75,000
6985 Remodeling Roads		15,132.51	100,000	150,000	150,000
6990 Traffic Channelizing and Intersection Imprs.		11,195.12	100,000	100,000	100,000
Total Miscellaneous	**$2,615,587.80**	**$ 939,065.41**	**$3,014,299**	**$3,837,555**	**$3,837,555**

ROAD DEPARTMENT—Continued

Classification	EXPENDITURES Actual Prior Year 1950-51	Actual Current Year To 1-1-52	Estimated Current Year 1951-52	Requested Fiscal Year 1952-53	Allowed Fiscal Year 1952-53
MOTOR VEHICLE FUND—Continued					
Capital Outlay—Continued					
Structural and Nonstructural Improvements—Continued					
Bridge and Culvert Construction					
7008 Agua Dulce Cany. Rd.—Agua Dulce Creek (5)	$ 3,739.37	$ 4,559.15	$ 16,000	$ 9,500	$ 9,500
7015 Alameda—Laguna Dominguez Dr. Chan.	1,925.55				
7025 Aliso Cany. Road-Aliso Canyon	1,373.26	56.52	57	23,143	23,143
7038 Angeles Forest Highway-Southern Pacific R. R. (5)	2.73	3.27	4	6,496	6,496
7044 Arrow Hwy.-Little Dalton Wash (1)	3,200.00	42,686.17	73,500		
7046 Arrow Hwy.-Sawpit Wash (1)	4,859.11	51,700.98	108,200		
7048-Avenue J-Little Rock Creek (5)	330.31	8,102.99	40,900		
7080 Beverly Blvd.-Rio Hondo Channel (1)	225,291.83	10,512.52	221,800	30,000	30,000
7081 Beverly Blvd.-San Gabriel River (1)	142,028.19	15,757.34	35,000		
7090 Big Tujunga Cany. Rd.-1st Crossing (5)	34,320.44	11.92	12	285,788	285,788
7091 Big Tujunga Cany. Rd.-2nd Crossing (5)	258.62			13,600	13,600
7100 Bloomfield Ave.-Coyote Creek (1)				12,600	12,600
7104 Bouquet Cany. Rd.-Bouquet Creek		182.14	4,000		
7120 Camp Baldy Road-Evey Canyon (1)	38,895.07				
7125 Camp Baldy Rd.-San Antonio Crk. (1)	1,416.18				
7140 Center St.-San Gabriel River (1)	130,042.88	8,272.92	163,000	35,000	35,000
7159 Clark Ave.-Del Amo Channel		13,341.18	62,000		
7160 Clark Ave.-Los Cerritos Drain (1)	526.40				
7170 Compton Blvd.-Los Angeles Riv. (4)	3,027.06	443.15	1,500	24,500	24,500
7175 Conant Street-Los Cerritos (1)	15,441.74				
7182 Cornishon Ave.-Hay Cany. Chan. (5)	650.80	75.68	76	7,224	7,224
7185 Corral Cany. Rd.-Solstice Creek (1)	612.26			8,691	8,691
7190 Crenshaw Blvd.-Dominguez Chan. Sidden (4)				5,500	5,500
7200 Del Amo Blvd.-Compton Creek (4)	675.40	.80	1	308,399	308,399
7201 Del Amo Blvd.-Downey Chan.-Los Cerritos Drain (1)				40,000	40,000
7202 Del Amo Blvd.-Los Angeles Riv. (4)	1,606.77	211.62	2,900	14,000	14,000
7205 Del Amo Blvd.-Los Cerritos (4)	26,375.62				
7206 Del Amo Blvd.-Palo Verde Drainage—Channel (1)	1,107.15	2,486.58	44,000	2,000	2,000
7212 Downey Ave.-Del Amo Lateral-Los Cerritos Drain (1)				25,000	25,000
7210 Don Julian Road—Puente Creek (1)				29,900	29,900
7215 Duarte Road-Saw Pit Wash (1)	11,203.31	32,094.07	45,850		
7219 East Trail-Kagel Creek (5)				5,600	5,600
7225 Elizabeth Cany.-Castaic Creek-58th (5)	709.93	306.52	307	20,693	20,693
7230 Eizabeth Lake Canyon No. 587 (5)				1,500	1,500
7235 El Segundo Blvd.-Dominguez Chan. Widen (5)				23,000	23,000
7240 Emerson Place-Alhambra Wash (5)	699.98	630.98	1,000	43,300	43,300
7260 Florence Avenue-Rio Hondo (1)	259,574.14	9,946.99	55,000	175,000	175,000
7265 Florence Ave.-San Gabriel Riv. (1)	26,630.18				
7285 Garfield Ave.-Union Pacific R.R. (1)	7,106.58	42.13	43	139,958	139,958
7286 Garibaldi Ave.-Eaton Wash (1)		104.88	105	28,095	28,095
7292 Glendora Ave.-Big Dalton Wash (1)				5,600	5,600
7295 Glendora Mtn. Rd.-Little Dalton Wash (1)	2,379.72				
7300 Gold Cany. Rd.-Little Tujunga Wash (5)	957.32	25.25	26	15,774	15,774

ROAD DEPARTMENT—Continued

Classification	EXPENDITURES Actual Prior Year 1950-51	Actual Current Year To 1-1-52	Estimated Current Year 1951-52	Requested Fiscal Year 1952-53	Allowed Fiscal Year 1952-53
MOTOR VEHICLE FUND—Continued					
Capital Outlay—Continued					
Structural and Nonstructural Improvements—Continued					
Bridge and Culvert Construction—Continued					
7305 Grand Ave.-Big Dalton Wash 132 (1)		23.54	24	11,976	11,976
7307 Grand Ave.-Charter Oak Wash (1)				3,700	3,700
7310 Grove Street-Thompson Creek (1)	474.69				
7312 Gunn Avenue-Painter Lagoon (1)	86.01	1,371.95	1,372		
7315 Hacienda Blvd.-San Jose Creek (1)				24,350	24,350
7330 Hellman Ave.-Alhambra Wash. (1)				5,000	5,000
7370 Imperial Hwy.-Los Angeles Riv. (1)	26,376.37	1,709.07	6,200	2,500	2,500
7375 Imperial Hwy.-San Gabriel Riv. (1)	112,322.21	6,878.96	139,500	35,000	35,000
7389 Kagel Cany. Rd.-Kagel Cany. Creek (5)		429.28	2,500	7,800	7,800
7395 La Crescenta Ave.-Shields Canyon Channel (5)	1,472.73	528.77	1,500	17,000	17,000
7410 Lakeside Ave.-Triumpo Creek (5)	18,921.53		500		
7414 Las Tunas Drive-Eaton Wash (1)	22,758.51				
7417 Las Vergenes Cany. Rd.-Malibu Creek (5)			9,500		
7420 Little Tujunga Cany. Rd.-Lash 592	1,175.27				
7421 Little Tujunga Cany. Rd.- Buck Canyon				5,800	5,800
7422 Little Tujunga Cany. Rd.-Pacoima Creek 632 (5)	753.31	376.03	377	5,424	5,424
7429 Lobo Cany. Rd. No. 1-Lobo Creek (5)		9,146.13	9,200		
7430 Lobo Cany. Rd. No. 2-Lobo Creek (5)	2,783.65				
7440 Longden Ave.-Sawpit Wash (1)	3,992.81				
7445 Longview Road-Unnamed Wash	39.18				
7455 Lower Azusa Rd.-Eaton Wash (1)	5,940.02			35,000	35,000
7459 Lyons Ave.-Wiley Creek (5)	397.15	323.31	324	3,776	3,776
7464 Malibu Cany. Rd.-Malibu Cany. Wash (5)	2,122.05	5,819.08	271,000		
7467 Manhattan Beach Blvd.-Dominguez Channel-Widen (4)				15,000	15,000
7470 Monlaco St.-Los Cerritos Chan. (1)	2,000.00				
7480 Marshall St.-Rubio Wash (1)	3,002.58	247.01	248	7,753	7,753
7485 Marguardt Ave.-Coyote Creek-Widen (1)				6,000	6,000
7491 Nogales St.-San Jose Creek 799 (1)	1,667.30	12.84	13	4,787	4,787
7525 Olive St.-Los Angeles River		3,208.17	5,000	9,700	9,700
7539 Orange Grove Ave.-Eaton Wash (5)			75,000		
7540 Orangethorpe Ave.-Coyote Crk. (1)		280.96	5,000		
7545 Orangethorpe Ave.-San Gabriel River (1)	16,142.73	13,574.65	31,500	23,500	23,500
7580 Palos-Verdes Ave.-Los Cerritos Drainage Channel-Widen (1)				17,500	17,500
7585 Peck Road-Sawpit Wash (5)	616.07			14,300	14,300
7595 Proctor St.-Puente Creek (1)				29,900	29,900
7600 Puente Ave.-Big Dalton Wash (1)	1,500.00				
7623 Rosecrans Ave.-Los Angeles Riv. (1)	45,580.87	8,981.37	30.000	5,400	5,400
7625 Rosecrans Ave.-San Gabriel Riv. (1)	16,181.19				
7640 Ruddock St.-Charter Oak Wash (1)	652.08				
7655 San Bernardino Rd.-Big Dalton Wash (5)	443.09			5,550	5,550
7665 San Gabriel Blvd.-Rio Hondo (1)				51,000	51,000
7670 San Gabriel Cany. No. Fork (1)	7,335.10	391.44	1,370		
7675 San Gabriel River Parkway South Bridge-San Gabriel River (1)	13,654.05	1,937.65	2,300	591,700	591,700

ROAD DEPARTMENT—Continued

Classification	Actual Prior Year 1950-51	Actual Current Year To 1-1-52	Estimated Current Year 1951-52	Requested Fiscal Year 1952-53	Allowed Fiscal Year 1952-53
	EXPENDITURES				
MOTOR VEHICLE FUND—Continued					
Capital Outlay—Continued					
Structural and Nonstructural Improvements—Continued					
Bridge and Culvert Construction—Continued					
7677 San Gabriel River Parkway North Bridge-San Gabriel River (1)	551,189.64	14,735.42	50,300	2,000	2,000
7678 San Gabriel River Parkway-San Jose Creek (1)				30,600	30,600
7679 San Gabriel River Truck Route-Under P.E.R.R. (1)				22,400	22,400
7690 San Martinez Chiquita Canyon Road-1st Crossing				3,000	3,000
7692 San Martinez Grande, 3rd Crossing (1)	1,319.38	82.08	83	9,918	9,918
7704 Santa Fe Ave.-Compton Creek (4)	995.31				
7716 Shrode Avenue-Sawpit Wash (1)	9,032.19				
7728 Slauson Ave.-A.T.&S.F.RR. (1)				12,800	12,800
7731 Slauson Ave.-Rio Hondo Chan. (5)	9,348.69			335,000	335,000
7735 Slauson Ave.-San Gabriel Riv. (1)	Cr. 443.46			13,500	13,500
7771 South Street-Los Cerritos Drainage Channel (1)		394.54	1,000	8,300	8,300
7775 Spring St.-Coyote Creek (1)					
7778 Spring St.-Palo Verde Drainage Channel (1)	37,433.49				
7780 Spring St.-San Gabriel Riv. (1)	18,708.26	13,586.68	43,300		
7783 Spring St.-Unnamed Wash (1)		10.97	11		
7815 Triumfo Cany. Rd.-Lobo Creek (5)	1,208.06	19,443.50	19,444		
7820 Tyler Avenue-Rio Hondo (1)				10,000	10,000
7825 Unnamed Road-La Cienega Blvd. (4)	28,284.09	1,000.64	119,800	10,000	10,000
7831 Valley Blvd.-Puente Creek (1)				2,000	2,000
7832 Valley Blvd.-San Jose Creek (1)				7,000	7,000
7833 Valley Blvd.-San Gabriel Riv. (1)	9,634.45				
7834 Valley Blvd.-So. Pacific RR. (1)		80.55	81	24,719	24,719
7835 Vineland-Walnut Creek (1)		11,214.65	11,215		
7838 Wardlow Rd.-Los Cerritos Chan. (1)	6,336.08				
7850 Washington Blvd.-San Gabriel Riv. (1)	8,556.12	11,952.42	130,250	35,000	35,000
7855 Washington Blvd.-Industrial R.R.-Simon's Spur (1)	5,263.75			4,300	4,300
7870 West Ramona Blvd.-San Gabriel River (1)				15,000	15,000
7871 West Ramona Blvd.-San Gabriel River Truck Route (1)				8,300	8,300
7890 120th St.-Compton Creek (4)	1,137.28	976.93	6,000	85,650	85,650
7894 131st St. East-Unnamed Wash (5)		612.01	613	19,688	19,688
Total	$1,943,361.78	$ 330,886.35	$1,849,806	$2,938,452	$2,938,452
Post War Planning-Plans and Specifications—Bridges					
7912 Arrow Hwy.-Big Dalton Wash (1)	$ 947.96	$ 86.85	$ 87	$ 6,113	$ 6,113
7914 Arrow Hwy.-Little Dalton Wash	3,681.69	39.54	1,700		
7945 Del Amo Blvd.-Compton Creek (1)	429.18	8,964.44	10,995	3,700	3,700
7948 Duarte Road-Sawpit Wash (1)	938.94	572.06	1,000		
7958 Garfield Avenue-U.P.R.R.	3,987.38	3,425.08	20,000	2,000	2,000
7960 Imperial Hwy.-San Gabriel Riv. (1)	4,006.36	157.44	15,750		
7972 Orangethorpe Ave.-Coyote Crk. (1)	161.64	112.85	5,987		
7986 Slauson Ave.-Rio Hondo River (1)	3,829.34	987.57	8,500	8,000	8,000
7988 Slauson Ave.-San Gabriel Riv. (1)	2,021.06	769.80	770	11,437	11,437
Total	$ 20,003.55	$ 15,115.63	$ 64,789	$ 31,250	$ 31,250
Total Bridge and Culvert Construction	$1,963,365.33	$ 346,001.98	$1,914,595	$2,969,702	$2,969,702

ROAD DEPARTMENT—Continued

Classification	EXPENDITURES Actual Prior Year 1950-51	Actual Current Year To 1-1-52	Estimated Current Year 1951-52	Requested Fiscal Year 1952-53	Allowed Fiscal Year 1952-53
MOTOR VEHICLE FUND—Continued					
Capital Outlay—Continued					
Structural and Non-structural Improvements—Continued					
County Highway Construction					
8008 Alameda Street (4)	$	$ 200.00	$ 5,469	$	$
8009 Alameda, Dominguez Street, Santa Fe Ave. (4)			115,000		
8011 Alameda Street-Paramount Blvd. to Downey Avenue (1)				3,000	3,000
8015 Aliso Canyon Road (5)	5,574.93				
8016 Aliso Canyon Road-Angeles Forest Highway-W'ly. (5)		488.81	16,000		
8018 Alondra Boulevard-Pioneer to Stage Road (1)				12,500	12,500
8020 Amar Road (1)			9,900		
8023 Anderson Street-Howe Street to Rosecrans Avenue (1)				3,000	3,000
8026 Angeles Forest Highway (5)	18,882.28				
8030 Antelope Valley Joint Road-Community Project (5)		30,757.92	154,750	162,450	162,450
8035 Arrow Highway-Irwindale Avenue to Azusa Avenue (1)				200,000	200,000
8035 Arrow Highway (1)	52,405.86			11,000	11,000
8038 Avalon Boulevard (4)	5,175.68				
8039 Avalon-Compton Blvd., 154th St. (4)			2,000		
8040 Avalon Blvd.-135th St.-Piru St. (4)		954.59	955		
8045 Avenue B (5)	7,742.78				
8046 Avenue C (5)	2,055.68				
8047 Avenue D (5)	15,577.61				
8048 Avenue D-Hwy. 138 to 60th St. West (5)				25,000	25,000
8049 Avenue D-60th St. West to 70th St. West (5)				6,300	6,300
8050 Avenue G (5)	11,622.87				
8052 Avenue I-70th Street East-90th St. East (5)		16,476.22	16,477		
8053 Avenue J (5)	44,820.08	3,605.21	5,905		
8054 Avenue K (5)	6,813.37				
8055-Avenue L-30th Street West-60th Street West (5)		19,022.90	19,023		
8056 Avenue M (5)	3,189.20				
8057 Avenue N-30th Street West-60th Street West (5)	17,067.28	16,622.47	16,623		
8058 Avenue P at S.P.R.R.				15,500	15,500
8059 Avenue N-Sierra Hwy. to 30th Street West (5)				22,500	22,500
8060 Avenue Q8-47th Street East-90th Street East (5)				24,000	24,000
8062 Avenue S (5)	12,709.72	4,568.16	4,569		
8065 Avenue W (5)			1,500		
8067 Ayers Avenue-Washington Blvd. to Shiela Avenue (1)				2,000	2,000
8071 Backus Road (5)	6,239.29				
8073 Badillo St.-Barranca St.-Range Ave. (1)			48,000		
8075 Baldwin Avenue (1)	8,150.01	1,621.25	3,900		
8077 Baldwin Park Blvd.-Valley Blvd. to 300' North (1)				3,500	3,500
8079 Barnwall St.-Pioneer Blvd. to Norwalk Blvd. (1)				14,000	14,000
8088 Bellflower Blvd. (1)	15,651.83				

ROAD DEPARTMENT—Continued

Classification	EXPENDITURES Actual Prior Year 1950-51	Actual Current Year To 1-1-52	Estimated Current Year 1951-52	Requested Fiscal Year 1952-53	Allowed Fiscal Year 1952-53
MOTOR VEHICLE FUND—Continued					
Capital Outlay—Continued					
Structural and Non-structural Improvements—Continued					
County Highway Construction-Continued					
8089 Bellflower Blvd.-Centralia Avenue-Carson Street (1)		9,842.71	9,843		
8090 Bellflower Blvd.-Arbor Rd. to Centralia Avenue (1)				5,000	5,000
8091 Bellmarin Drive-County Island in San Pedro (4)				5,000	5,000
8092 Rosemead Blvd. to Beverly Blvd.-Bluff Road (1)				150,000	150,000
8093 Beverly Blvd. (1)	97,955.05	1,453.93	25,000		
8094 Beverly Blvd.-Bluff Road to U.P. R.R. (1)		4,599.23	380,000		
8095 Beverly Blvd.-Durfee Avenue-San Gabriel		16,134.67	30,000		
8096 Beverly Blvd.-La Cienega Blvd. to Robertson Blvd.				79,000	79,000
8097 Big Tujunga Canyon Road (5)	13,174.33	22.52	14,850		
8099 Big Tujunga Cany. Road-Angeles Forest Hwy. 1 Mile S'ly (5)				6,600	6,600
8100 Birchdale Avenue, et al (1)	15.75	951.26	6,000		
8101 Big Tujunga Cany. Road-Angeles Forest Hwy. 1½ mile S'ly (5)				1,800	1,800
8098 Beverly Blvd.-Rosemead Blvd. to Olympic Blvd. (1)				2,000	2,000
8102 Bombardier Avenue (1)			688		
8103 Bouquet Canyon, et al (5)		7,946.83	10,000		
8105 Box Canyon Road (5)	5,180.91				
8109 Blackley Street-Palmerton Ave. to McCulloch Avenue (1)				500	500
8110 Bliss Street-Paulsen Avenue 150' E'ly (4)				1,000	1,000
8111 Bowdoin Street-Williams Avenue to Fruit Street (1)				10,000	10,000
8113 Broadway at Washington (1)	10,487.01				
8117 Brookshire Avenue-Stewart-Gray-Cavel (1)		31,767.33	40,000		
8120 Budlong Avenue (2)	4,119.93	2,208.79	73,880		
8122 Budlong Avenue-93rd Street to Century Blvd. (2)				70,000	70,000
8123 Barrard Avenue et al-Ferguson Drive S'ly (1)				2,000	2,000
8124 Business Alleys vicinity Whittier Blvd. & Atlantic Ave. (1)				3,000	3,000
8130 Calden Avenue (2)	3,386.26				
8133 Camelia Avenue-Lower Azusa Road to Blackley Street (1)				3,750	3,750
8136 Camp Baldy Road-San Antonio Canyon (1)	8,962.30	2,181.91	7,350		
8137 Camp Baldy Road-Camp Baldy 1 Mile S'ly (1)				1,800	1,800
8138 Camp Baldy Road-Camp Baldy 3½ Miles S'ly (1)				7,200	7,200
8143 Carleton Avenue, et al (4)	4,891.73				
8153 Cedar Avenue (1)			5,900		
8156 Center Street (1)	2,320.45				
8157 Center Street-San Gabriel River Bridge Approach (1)		4,946.22	20,000	150,000	150,000
8158 Centinella Blvd. (4)	1,570.94				
8159 Central Avenue-Puente Avenue to Big Dalton Wash (1)				4,000	4,000

ROAD DEPARTMENT—Continued

Classification	EXPENDITURES Actual Prior Year 1950-51	Actual Current Year To 1-1-52	Estimated Current Year 1951-52	Requested Fiscal Year 1952-53	Allowed Fiscal Year 1952-53
MOTOR VEHICLE FUND—Continued					
Capital Outlay—Continued					
Structural and Non-structural Improvements—Continued					
County Highway Construction—Continued					
8160 Central Avenue (1)	18,841.49		8,000		
8161 Central Avenue (4)	6,274.82				
8162 Central Ave.-132nd Street-El Segundo Blvd. (4)			2,000		
8163 Century Blvd. (2)			424		
8164 Century Blvd. (4)			1,749		
8165 Century Blvd. E. c/b Los Angeles to Success Avenue (2)		7.00	6,200		
8169 City Terrace Drive (1)	.30		32		
8171 Clark Ave. at Conant Street (1)				1,000	1,000
8172 Clarkdale Avenue, et al (1)		5,517.23	7,775		
8174 Cloverly Avenue-La Rosa Drive North and South (1)				2,000	2,000
8177 Clydebank Avenue (1)		2,392.31	2,393		
8183 Compton Blvd.-L. A .River Bridge Approach (4)				10,000	10,000
8181 Colma Drive-Entrada Drive (5)	4,771.89				
8184 Compton Avenue (2)	1,501.00		6,507		
8185 Compton Blvd. E. c/b Compton to Paramount Blvd. (1)		4,348.72	7,500		
8186 Condon Avenue (4)	988.27				
8187 Cooks Canyon Channel Station-Carlotta, et al (5)			26,000	20,000	20,000
8188 Conant Street (1)	1,270.96				
8189 Cornell Road Extension (5)	1,904.09				
8194 Crenshaw Blvd.-Palo Verde to Torrance (4)			32,000		
8195 Crenshaw Blvd.-Sepulveda Blvd. to Lomita Blvd. (4)			39,659	14,000	14,000
8196 Crenshaw Blvd. (4)	32,272.52		27,500		
8197 Crenshaw Blvd.-Redondo Beach Blvd. (4)			2,000		
8198 Crenshaw Blvd.-Palos Verdes Dr. North to Silver Spur Road (4)				45,400	45,400
8199 Cypress Ave.-Pacific Coast Highway S'ly (4)			3,500		
8202 Cross Gutters-Lancaster (5)				9,000	9,000
8203 Decker School Lane ¼ Mile W'ly (5)				5,000	5,000
8205 Del Amo Blvd. (1)			20,000		
8206 Del Amo Blvd. (4)	6,244.39				
8212 Del Valle Road-Hasley Canyon Road to San Martinez Chiquita		4,157.22	4,158		
8215 Division Street (5)	12,674.45				
8215 Doheny Dr. c/b L. A. Beverly Lane (3)		3,228.93	3,506		
8219 Don Julian Road (4)	2,335.65	13,446.08	15,000		
8220 Dorner Drive-Vancouver Avenue to Westcott Avenue (1)				2,500	2,500
8222 Doskey Road (5)	879.32				
8224 Downey Road-Slauson Avenue to 26th Street (1)				124,000	124,000
8223 Drainage Ditch-Rexwood Ave. to Foster Ave. (1)				1,500	1,500
8225 Downey Avenue (1)	22,297.30		7,242		
8226 Dunsmere Road Cornwall Easterly and Westerly		827.60	828		
8227 Dume Canyon Road-Mulholland Dr. to Vera Canyon Road (5)		103.41	2,000		
8228 Durfee Avenue (1)	207.42	3,527.42	4,913	70,000	70,000

ROAD DEPARTMENT—Continued

Classification	EXPENDITURES Actual Prior Year 1950-51	Actual Current Year To 1-1-52	Estimated Current Year 1951-52	Requested Fiscal Year 1952-53	Allowed Fiscal Year 1952-53
MOTOR VEHICLE FUND—Continued					
Capital Outlay—Continued					
Structural and Nonstructural Improvements—Continued					
County Highway Construction—Continued					
8229 Durfee Ave.-Maxon-330/660 Feet North of x-line (1)				2,000	2,000
8230 Duarte Road-Monrovia C. L. to Mountain Avenue (1)				5,000	5,000
8232 Earle Street-Norwood Place Northerly (1)				1,000	1,000
8237 Elizabeth Lake Canyon Road (5)			10,000		
8238 Elizabeth Lake Pine Cany. Road (5)			12,500		
8239 Elizabeth Lake Willow Springs Road (5)	26,602.02	1,026.71			
8240 Elizabeth Lake Pine Cany. Road-Sierra Hwy. to Elizabeth Lake Cany. Road (5)				100,000	100,000
8245 El Segundo Blvd. to Crenshaw Blvd. to Western Ave. (4)				19,000	19,000
8246 El Segundo Blvd. (4)	6,983.56		6,513		
8247 El Segundo Blvd.-Wilmington to Willowbrook (4)		1,038.85	56,000		
8249 Encinal Canyon Road-Decker Road Southerly (4)				1,800	1,800
8250 Enramada Ave.-La Entrada Ave. to La Sexta Street (1)				20,000	20,000
8254 Eshelman Avenue (4)	1,118.98				
8257 Escondido Canyon Rd.-Crown Valley Road Northwesterly (5)				4,000	4,000
8259 Escondido Canyon Road-Acton W'ly (5)			15,000		
8261 Evela Avenue-Arrow Highway 800 Feet South				6,500	6,500
8262 Fairgrove Avenue (1)			6,000		
8267 Fiesta Ave.-La Rose Dr. S'ly (1)				750	750
8270 Florence Avenue (1)	89,396.29	28,134.08	47,579	39,000	39,000
8271 Florence Avenue-Rio Hondo Bridge Approach (1)		156.52	500	59,500	59,500
8272 Florence Avenue-West Blvd. to Redondo Blvd. (4)				9,500	9,500
8273 Florence Ave.-Eastern to Emil (1)			170,000		
8274 Florence Ave.-Emil Avenue to Old River School Road (1)				75,000	75,000
8276 Florence Avenue-Hayter Avenue to Downey Avenue (1)				6,500	6,500
8277 Fountain Avenue-Hacienda Dr. (3)		1,259.47	1,579		
8278 Foster Bridge Road-Rio Hondo Crossing (1)		2,172.94	9,000		
8278 Francisquite Avenue (1)	1,715.69				
8281 Frazier Mountain Park Road (5)				6,000	6,000
8282 Frazier Street (1)		1,872.12	20,000		
8284 Front Street	303.27				
8285 Fruit and Bowdoin (1)	359.84				
8289 Gage Avenue-Alameda Street to Hooper Avenue (2)		9.96	30,000	195,000	195,000
8290 Gainsborough Drive-San Gabriel to El Campo (1)		6,862.00	6,875		
8291 Gard Street, et al	2,440.91				
8292 Gardner Street-Willoughby Ave.			8,000		
8293 Gardendale Street	775.89				
8294 Garfield Avenue (1)	106,878.79	86,631.92	86,632		
8295 Garfield Avenue-Fergus Drive to Washington Blvd. (1)		30.90	10,000	218,867	218,867

ROAD DEPARTMENT—Continued

Classification	Actual Prior Year 1950-51	Actual Current Year To 1-1-52	Estimated Current Year 1951-52	Requested Fiscal Year 1952-53	Allowed Fiscal Year 1952-53
		EXPENDITURES			
MOTOR VEHICLE FUND—Continued					
Capital Outlay—Continued					
Structural and Nonstructural Improvements—Continued					
County Highway Construction—Continued					
8296 Garfield Avenue-U.P.R.R. Bridge Approach (1)		2,814.72	10,000	63,808	63,808
8297 Garfield Avenue, et al-Gardendale Street (1)				9,500	9,500
8298 Garfield Avenue-Slauson Avenue to Eastern Avenue (1)				65,000	65,000
8300 Gold Creek Rd.-Las Tunas Wash Bridge Approach (5)			3,000		
8301 Goode Hill Road-Avenue N to Elizabeth Lake Cany. Road (5)		12,906.19	12,907		
8306 Graham Ave.-Florence Ave. S'ly (2)			4,000		
8309 Grand Avenue, et al (1)	7,179.79		74,420		
8310 Greenwood Avenue-Gage Avenue Northerly 900 Feet (1)				1,000	1,000
8312 Gridley Road (1)	8,538.89				
8313 Gridley Road-Artesia Avenue to Orangethorpe Avenue (1)				11,500	11,500
8314 Grove St.-San Antonio Ave.-Gary Avenue (1)				7,000	7,000
8317 Guard Fences (5)	26,340.43	461.09	6,150		
8318 Guard Fences-RD. 401 (4)				8,000	8,000
8324 Harrison Avenue-San Antonio Avenue to c/b La Verne (1)				25,000	25,000
8330 Sidewalks, Curbs and Gutters		2,514.57			
8332 Hawthorne Avenue-145th St. Drainage (4)	11,698.00		1,050		
8333 Hawthorne Blvd.-160th St. (4)			25,000		
8337 Hayman Avenue-Fairview Drive to Flanders Road (5)		470.20	4,500		
8339 Hedda & Ashworth Streets-Los Cerritos Drainage Channel (1)				2,500	2,500
8340 Heleo Avenue-Lower Azusa Road to La Rosa Drive (1)				2,250	2,250
8343 Holloway Dr. at Olive St. (3)			1,000		
8347 Hooper Ave. at 92nd St. (2)		814.17	1,443		
8354 Imperial Highway-Downey Avenue to Lakewood Blvd. (1)				69,000	69,000
8355 Imperial Highway (1)	79,278.93	2,177.59	2,356		
8356 Imperial Highway-L. A. River Bridge Approach (1)			44,000		
8357 Imperial Highway-San Gabriel River Bridge Approach (1)	1,984.67	602.10	14,000	80,000	80,000
8358 Imperial Highway (4)	1,956.03	29,556.44	50,000	50,284	50,284
8359 Imperial Highway-Western to Mariposa (2)		5,695.61	5,696		
8360 Imperial Highway-Central Avenue to Alameda Street (2)				12,100	12,100
8361 Imperial Highway-Central Avenue to Alameda Street (4)				44,000	44,000
8362 Imperial Highway-Crenshaw Blvd. to Hawthorne Avenue (4)				120,000	120,000
8363 Imperial Highway-Old River School Road to Paramount Blvd. (1)				9,500	9,500
8364 Imperial Highway-Woodruff Ave. to Curtis & King Road (1)				80,000	80,000
8365 Indianola Way-Foothill Blvd. to Knight Way (5)				4,000	4,000
8366 Irwindale Avenue (1)	3,283.77				
8367 Inglewood Avenue-116th St. to El Segundo Blvd. (4)				43,000	43,000

ROAD DEPARTMENT—Continued

Classification	EXPENDITURES				
	Actual Prior Year 1950-51	Actual Current Year To 1-1-52	Estimated Current Year 1951-52	Requested Fiscal Year 1952-53	Allowed Fiscal Year 1952-53
MOTOR VEHICLE FUND—Continued					
Capital Outlay—Continued					
Structural and Nonstructural Improvements—Continued					
County Highway Construction—Continued					
8375 Jefferson Blvd. N/S (4)	2,848.81				
8377 Jefferson Blvd. (4)	136.25		5,500		
8380 Johnson Hill Road (5)	188.98				
8385 Kagel Canyon Road (5)	42,765.15				
8386 Kagel Canyon Road-c/b Los Angeles N'ly (5)		17,093.78	23,000		
8387 Kansas Street-Lyons Avenue Northerly (5)				3,100	3,100
8388 Kauffman Avenue-Blackley Street Southerly (1)				3,250	3,250
8389 La Crescenta Avenue (5)	7,590.91	80.71	6,000		
8393 La Cienega Blvd. (4)	567,838.83				
8394 La Cienega Blvd.-Imperial Hwy. to Manhattan Beach Blvd. (4)		582.47	10,000		
8395 La Cienega Blvd.-Stock St. to Jefferson Blvd. (4)		38,780.89	673,000		
8396 La Cienega Blvd.-Slauson to La Tijera (4)		787.74	811		
8399 Lakeside Drive (5)		5,446.87	8,000		
8404 Las Tunas Drive-Encinita to Baldwin (1)			5,000		
8407 Las Virgenes Road-Waycroff Place N'ly 2.6 Miles (5)				36,000	36,000
8408 Las Virgenes Road (4)	23,389.65				
8409 Las Virgenes Canyon (5)	906.00		4,117		
8410 Las Virgenes Canyon Road-Malibu Creek N'ly (5)		1,373.15	15,760		
8412 Latigo Canyon Road (4)	25,489.08				
8413 Latigo Canyon Road-South of RD-503 S'ly (4)		19,085.61	19,086		
8414 Latigo Canyon Road (5)	15,988.17				
8428 Lennox Blvd.-Prairie Avenue to Crenshaw Blvd. (4)				61,000	61,000
8429 Lennox Boulevard (4)		141.78	14,000		
8430 Lennox Blvd.-Firmona to Inglewood (4)			19,000		
8431 Lexington Avenue (3)	4,176.37				
8432 Lincoln Avenue-Canyon Crest Road Northerly (5)				8,000	8,000
8434 Lincoln Street, et al (4)	7,366.44				
8435 Linden Avenue-52nd Street Drainage Project (1)			65,400		
8437 Live Oak Avenue-Longden Avenue to Peck Road (1)				40,000	40,000
8438 Live Oak Avenue-Baldwin Avenue to El Monte Avenue (1)				8,000	8,000
8444 Lomita Blvd.-Gulf Road to McDonald Avenue (4)			3,000		
8445 Lomita Blvd. N/S (4)	15,199.32				
8446 Lomita Blvd-Wilmington Ave. E'ly (1)	5,106.83				
8451 Longden Avenue (1)	12,413.16				
8454 Longview Road (5)	9,320.84	64.79	7,900		
8455 Longworth Street-Barnwall Street to Alondra Drive (1)				19,000	19,000
8456 Longworth	496.59				
8458 Los Angeles Street (1)	97.70				
8459 Los Angeles Street-San Gabriel River Westerly (1)			6,000		
8463 Lower Azusa Road (1)	5,661.27	20,582.83	20,583		

ROAD DEPARTMENT—Continued

Classification	EXPENDITURES Actual Prior Year 1950-51	Actual Current Year To 1-1-52	Estimated Current Year 1951-52	Requested Fiscal Year 1952-53	Allowed Fiscal Year 1952-53
MOTOR VEHICLE FUND—Continued					
Capital Outlay—Continued					
Structural and Nonstructural Improvements—Continued					
County Highway Construction—Continued					
8464 Lynnhaven Lane-Oakwood Avenue to Princess Anne Road (5)				3,000	3,000
8465 Maie Ave.-8th St. to 91st St. (2)		792.71	793		
8467 Maine Avenue, et al (1)	2,559.47				
8469 Malabar Avenue, et al (1)		5,003.60	6,457		
8470 Malibu Canyon Road (4)	7,185.01				
8471 Malibu Canyon Road-Pacific Coast Highway (4)			5,400	28,000	28,000
8472 Malibu Canyon Road-Vicinity Malibu Creek (5)		647.16	6,000		
8476 McBride Street-North end (1)			2,428		
8477 Maple Ave. & Pacific Drive (1)				500	500
8478 Market Street-Arch Street to Pine Street (5)				1,900	1,900
8479 McCulloch Ave.-Daines Drive to Freer St. (1)				1,000	1,000
8484 Millergrove Drive-Ben Avon Street-Rivera Road (1)		1,382.05	20,000		
8485 Montemelaga Drive, et al (4)		39,676.01	39,677		
8489 Mountain Avenue Present Rd. E'ly (5)			5,000		
8493 Mt. Wilson-Red Box Road (1)	8,727.78				
8498 Myrtle Avenue (1)	370.92	36.18	22,000		
8500 Nadeau Road (5)	2,800.89				
8503 Newhall Avenue (5)	13,570.33	4,742.54	8,000		
8504 Newhall Avenue-8th Street Northerly 400' (5)				5,000	5,000
8505 New Hampshire Avenue-Vicinity Milton Street (4)		936.76	1,000		
8514 Normandie Avenue (2)	576.07		1,837		
8515 Normandie Avenue (4)	241,436.33				
8516 Normandie Avenue-Imperial Hwy. to Rosecrans Ave. (4)		13,144.45	217.913		
8518 Norwich Drive, et al (3)	593.72		15,000		
8519 Oak Street-Newhall Avenue Westerly 450' (5)				1,350	1,350
8521 Ocean Street-Main Street to Dolores Street (5)				2,500	2,500
8524 Old Topanga Canyon Rd.-Topanga Cany. Blvd. to Red Rock Cany. (5)				50,000	50,000
8526 Olive Street	2,469.18				
8528 Olympiad Drive, et al (4)	14,351.42		8,000		
8531 Orange Avenue (1)	4,977.51				
8534 Orange Grove Avenue (1)	1,171.37				
8536 Orangethorpe Avenue-Coyote Creek Bridge Approach (1)			10,000		
8537 Orangethorpe Avenue (1)	1,826.86				
8538 Orangethorpe Avenue-San Gabriel River Bridge Approach (1)		415.41	10,000	55,000	55,000
8539 Orangethorpe Avenue-Palo Verde Drive to Studebaker Road (1)				100,000	100,000
8540 Osage Avenue (4)	3,422.03				
8541 Orr and Day Roads-Anaheim-Telegraph Rd. to Lakeland Ave. (1)				6,500	6,500
8546 Overhill Drive-Slauson to Fairview (4)			55,000		
8548 Overland Avenue (4)			9,532		
8554 Paljay Avenue-Fern Avenue to Klingerman Avenue (1)				2,000	2,000
8556 Palm Drive (1)	1,666.73				

ROAD DEPARTMENT—Continued

Classification	EXPENDITURES Actual Prior Year 1950-51	Actual Current Year To 1-1-52	Estimated Current Year 1951-52	Requested Fiscal Year 1952-53	Allowed Fiscal Year 1952-53
MOTOR VEHICLE FUND—Continued					
Capital Outlay—Continued					
Structural and Nonstructural Improvements—Continued					
County Highway Construction—Continued					
8559 Palos Verdes Dr. North (4)	17,357.56				
8561 Palos Verdes Drive W-Palos Verdes Est. to Long Point (4)				185,000	185,000
8566 Pear Blossom Highway (5)	3,467.00				
8575 Peck Road (1)	9,501.92	2,164.72	55,520		
8580 Pico Canyon Road-Highway 99 Westerly (5)			8,000		
8581 Pine Street-Market Street to San Fernando Road (5)				4,600	4,600
8582 Pioneer Blvd.-Anaheim-Telegraph Rd. to Imperial Blvd. (1)				4,000	4,000
8583 Pioneer Boulevard (1)	326.25	5,318.75	6,258		
8586 Pomeroy Street-Eastman Avenue to City Terrace Drive (1)				9,000	9,000
8601 Prairie Avenue (4)	167,638.26	15,547.61	21,299		
8603 Princess Anne Road-Lynnhaven Lane to North End (5)				3,500	3,500
8604 Proctor Avenue (1)	10,094.44				
8607 Puente Avenue (1)	708.49				
8613 Ramona Boulevard (1)	8,584.21				
8617 Realty Street-Wilmington Avenue and Sepulveda Blvd. (4)				3,700	3,700
8619 Redondo Beach Blvd.-Avalon Blvd. to Compton Blvd. (4)				60,000	60,000
8621 Reservoir Street (1)	3,710.24				
8628 Roads in Arboretum	31,446.05				
8630 Rosecrans Avenue (1)	240,920.70	12,394.40	82,683		
8631 Rosecrans Avenue-L. A. River Bridge Approach		15,039.50	200,000	130,000	130,000
8632 Rosecrans Avenue (1)	31,072.19	1,887.81	3,000	41,000	41,000
8633 Rosecrans Avenue-Compton City to Tajanta Street (4)				2,000	2,000
8634 Roseton Avenue, et al (1)	613.33				
8635 Rosecrans Avenue-Crenshaw Blvd. to Prairie Avenue (4)				10,000	10,000
8636 Rosecrans Ave. at Gridley & Harvest (1)			3,500		
8637 Rosecrans Ave.-Lakewood Blvd. to San Gabriel River (1)				80,000	80,000
8938 Rosecrans Ave.-Hawthorne Ave. to Aviation Blvd. (4)				100,000	100,000
8640 Rosecrans Ave.-Prairie Ave. to Hawthorne Avenue (4)				35,000	35,000
8642 Saddle Peak Road (4)	4,498.08				
8643 Rubio Canyon Road-Maiden Lane to Loma Alta Drive (5)				8,000	8,000
8644 Saddle Peak Road (5)	10,918.74				
8645 Saddle Peak Road-Cold Canyon Road S'ly 1½ miles (5)				2,700	2,700
8641 Royal Oaks Avenue-Foothill Blvd. 600' East (1)				4,000	4,000
8664 San Gabriel River Parkway-Durfee to Beverly Blvd. (1)		18,615.53	186,750	450,000	450,000
8665 San Gabriel River Parkway			7,200		
8666 San Gabriel River Truck Route-Arrow-Garvey (1)		8,941.96	150,000	135,000	135,000
8671 San Martinez Canyon-State Highway W'ly (5)	9,903.21			6,000	6,000
8673 San Pedro Street-Olive Street to Compton Blvd.			2,500		

ROAD DEPARTMENT—Continued

Classification	EXPENDITURES Actual Prior Year 1950-51	Actual Current Year To 1-1-52	Estimated Current Year 1951-52	Requested Fiscal Year 1952-53	Allowed Fiscal Year 1952-53
MOTOR VEHICLE FUND—Continued					
Capital Outlay—Continued					
Structural and Nonstructural Improvements—Continued					
County Highway Construction—Continued					
8677 Santa Fe Avenue (4)	6,758.75				
8678 Santa Fe Avenue-Artesia to Del Amo Blvd. (4)		8,234.91	330,000		
8683 Schueren Road (5)	5,849.32				
8686 Sepulveda Blvd. (4)	8.64	1,472.33	2,827		
8687 Serapis Avenue-P.E.R.R. to Anaheim-Telegraph Road (1)		2,520.03	45,000		
8688 Sheila Street-at Wilma Avenue and Fitzgerald Avenue (1)				1,500	1,500
8693 Sierra Madre Avenue-Olive Street to Old Arrow Hwy. (1)				16,000	16,000
8695 Sierra Madre Avenue (1)	29,419.66	12,548.08	30,000		
8697 Sierra Madre Villa Ave. (5)	355.47	9,431.39	29,737		
8698 Sierra Madre-Paloma			2,500		
8708 Slauson Avenue-Rio Hondo Bridge Approach (1)		262.98	9,000	18,000	18,000
8709 Slauson Avenue	2,649.58				
8710 Slauson Avenue-San Gabriel River Bridge Approach (1)			30,000	15,000	15,000
8711 Slauson Avenue (2)	4,240.06				
8712 Slauson Avenue-Anaheim-Telegraph Road to Rosemead Blvd. (1)				155,500	155,500
8713 Slauson Avenue (4)	9,002.62	12,962.42	14,133		
8714 Slauson Ave.-La Tijara Blvd. to Ladera Park Avenue (4)		1,796.13	1,797		
8715 Soledad Cany. Road-Santa Clara River Bridge Easterly (5)				9,800	9,800
8716 Soledad Canyon Road-c/b Acton to Sierra Highway				26,400	26,400
8717 Soledad Canyon Road-East c/b to Sierra Highway (5)				6,300	6,300
8718 Soledad Canyon Road (5)	32,715.98				
8719 Soledad Canyon Road-vic. Acton (5)		905.84	26,000		
8721 Sorenson Avenue (1)	10,080.07				
8726 South Street (1)	16,478.76				
8727 Speedway-Whittier Storm Drain-Acacia Ave. to Coffman Pico Rd. (1)				20,000	20,000
8728 Spring Street (1)	1,687.82				
8729 Spring Street-San Gabriel River Bridge Approach (1)		502.40	90,000		
8732 Stocker Avenue-La Brea Avenue to Angeles Vista Blvd. (4)				22,000	22,000
8736 Studebaker Road-Imperial Hwy. to Firestone Blvd. (1)				1,500	1,500
8734 Stewart Ave.-Elwyn-Ramona	1,956.17				
8745 Sub-division streets already dedicated (4)		3,693.75	5,000		
8746 Sub-division streets already dedicated (5)		19,087.30	19,532		
8756 Temple City Blvd.-Live Oak Ave. to Garibaldi Avenue (1)				3,000	3,000
8758 Tyler Avenue (1)	8,516.74				
8761 Unruh Avenue (1)	3,483.09	17,930.26	20,000		
8765 Valley Blvd.-Baja Street to Lemon Avenue (52-53)				55,000	55,000
8764 Valley Blvd.-Hacienda Blvd. to Baja Street (1)				210,000	210,000
8766 Valley Blvd. (1)	6,797.11			162,291	162,291
8767 Valley Blvd. through Puente (1)			10,000		

ROAD DEPARTMENT—Continued

Classification	Actual Prior Year 1950-51	Actual Current Year To 1-1-52	Estimated Current Year 1951-52	Requested Fiscal Year 1952-53	Allowed Fiscal Year 1952-53
		EXPENDITURES			
MOTOR VEHICLE FUND—Continued					
Capital Outlay—Continued					
Structural and Non-structural Improvements—Continued					
County Highway Construction—Continued					
8768 Valley Blvd., Roselawn Avenue to Bellvue			14,000		
8769 Valley Circle Blvd. (5)	3,681.17				
8772 Valley Street (5)	1,973.14				
8776 Vancouver Avenue-1st Street to Brooklyn Avenue (1)				2,500	2,500
8780 Verdun Avenue, et al (4)	1,726.76				
8782 Vineta Avenue-Foothill Blvd. to Gould Lane (5)				5,000	5,000
8787 Vine St. & Walnut St. (1)	3,368.86				
8788 Vista Street-Fountain Avenue to Santa Monica Blvd. (3)			8,000		
8789 Vineland Ave.-Walnut Creek Bridge Approach (1)	1,674.52				
8790 Washington Blvd. (1)	3,901.06		8,500		
8791 Washington Blvd.-Anaheim-Telegraph Road to c/b Montebello (1)		16,938.47	16,939	3,000	3,000
8792 Washington Blvd.-San Gabriel River Bridge Approach (1)		8,820.20	90,000		
8794 Wellman Street-vicinity Greenwood Avenue (1)				4,500	4,500
8795 West Ramona Blvd.-San Gabriel River Bridge Approach				22,000	22,000
8801 Wilcox Avenue-Clara Street North of Patata Street (1)				10,000	10,000
8802 Willowbrook Avenue (4)	9,721.46				
8803 Willowbrook Avenue-130th Street to c/b Compton (4)			4,400		
8804 Woods Avenue-Whittier Blvd. to 4th Street (1)				5,000	5,000
8806 Woods Avenue-1st Street to Dorner Street (1)				2,000	2,000
8811 4th Street-California Ave. to Ocean View Avenue (1)				4,000	4,000
8812 2nd Street-East Avenue I to Avenue I-8		3,017.94	3,018		
8813 3rd Street-Duarte (1)			3,100		
8814 4th Street-Myrtle Avenue to La Reina Avenue (1)		1,410.86	1,861		
8815 5th Street East (5)	643.31		900		
8816 6th Street (4)	118,628.32	125.00	880		
8817 6th Street-Catalina Street to Cottage Place				20,000	20,000
8820 10th Street East (5)	4,314.63	4,906.03	4,907		
8821 10th Street West (5)	6,800.37				
8822 10th Street West-Ave. I-8 to Avenue J (5)				4,000	4,000
8825 20th Street East (5)	4,155.92				
8831 45th Street West (5)	166.22				
8833 50th Street West (5)	2,110.64				
8834 50th Street West-Avenue M-8 to Avenue N (5)		1,769.73	1,770		
8835 55th Street, et al (1)	6,291.83				
8837 68th St. at Hooper Avenue (2)		829.26	830		
8839 77th Street East	5,918.16				
8843 85th Street East (5)	7,000.00				
8844 88th Street-Budlong Avenue to Vermont Avenue (2)			15,000		
8845 88th Street (2)	393.57				

ROAD DEPARTMENT—Continued

Classification	EXPENDITURES				
	Actual Prior Year 1950-51	Actual Current Year To 1-1-52	Estimated Current Year 1951-52	Requested Fiscal Year 1952-53	Allowed Fiscal Year 1952-53
MOTOR VEHICLE FUND—Continued					
Capital Outlay—Continued					
Structural and Nonstructural Improvements—Continued					
County Highway Construction—Continued					
8846 90th Str. West to Northside Drive (5)		1,364.37	5,500		
8847 102nd Street-vicinity Normandie Avenue (2)				41,000	41,000
8848 102nd Street (2)			4,500		
8849 103rd Street-c/b Los Angeles to Success Avenue (2)		1,270.68	1,271		
8850 103rd Street, et al (2)	4,711.54				
8851 106th Street (2)	4,438.33				
8855 113th Street (4)	8,086.28				
8858 120th Street (4)	28,050.29	916.05	4,500		
8859 120th Street-East Antelope Valley Avenue E to Avenue H (5)				23,500	23,500
8860 121st Street-Main Street to San Pedro Street (4)				7,600	7,600
8861 122nd Street-vicinity Athens Way (4)				23,200	23,200
8862 124th Street (4)	9,577.16				
8863 127th St. in Howard Townsite (4)				5,000	5,000
8867 136th Street, et al (4)		6,472.41	6,888		
8870 140th Street East (5)	3,845.06				
8871 140th Street East-Antelope Valley Avenue H to Avenue J (5)				10,500	10,500
8873 147th Street (4)	156.62				
8876 154th Street-San Pedro Street to Avalon Blvd. (4)			1,500		
8877 160th Street, et al, Drainage Structure (4)			25,000		
8878 167th Street East (5)	16,681.80				
8879 182nd Street-Inglewood Avenue to Munsel Avenue (4)				1,000	1,000
8881 190th Street, et al (4)	5,232.52				
8882 190th Street-Hawthorne Blvd. to Inglewood Avenue (4)	535.38			500	500
8883 191st Street-Norwalk Avenue to Ely Avenue, et al (1)				3,000	3,000
8885 200th St. East, et al (5)	1,117.30	4,305.53	4,306		
8886 214th Street-Horst-School Property			900		
8887 215th Street	1,054.61				
8888 207th Street East (5)	1,445.19	5,142.20	6,877		
8889 207th Street East-Avenue Y Southerly (5)		1,973.47	15,000		
8890 223rd Street (4)	283,000.43				
8892 207th Street East-Antelope Valley 2 to 4 miles North on Ave. Y				10,000	10,000
8893 248th Street, et al (4)		760.76	4,400		
8894 253rd Place (4)	1,125.81				
8898 263rd Street-vicinity Western Avenue (4)		327.01	4,000		
Total	**$3,172,017.49**	**$ 803,542.56**	**$5,031,345**	**$5,426,850**	**$5,426,850**
Post War Planning—Plans and Specifications					
8909 Arrow Highway (1)	$ 1,213.71	$	$	$ 2,043	$ 2,043
8924 Compton Avenue (2)				7,032	7,032
8934 Durfee Avenue (1)	2,571.73	3,031.76	4,297	21,000	21,000
8939 Florence Avenue (1)	4,608.00	9,471.39	10,000		
8940 Garfield Avenue (1)	2,329.33	156.49	1,000	4,175	4,175

ROAD DEPARTMENT—Continued

Classification	EXPENDITURES Actual Prior Year 1950-51	Actual Current Year To 1-1-52	Estimated Current Year 1951-52	Requested Fiscal Year 1952-53	Allowed Fiscal Year 1952-53
MOTOR VEHICLE FUND—Continued					
Capital Outlay—Continued					
Structural and Nonstructural Improvements—Continued					
County Highway Construction—Continued					
8941 Imperial Highway (1)	365.13	3,113.21	4,800	4,000	4,000
8943 Leffingwell Road (1)	26.93	4,095.04	10,000		
8944 Lennox Boulevard (4)	396.92	1,444.78	1,445		
8950 Normandie Avenue (4)	12,374.23				
8958 Peck Road (1)	6,901.92	725.40	726		
8963 Pomona Boulevard (1)	1,176.59	5,528.53	7,607		
8969 Rosecrans Avenue (1)	466.76	3,273.45	3,274		
8970 Rosecrans Avenue (4)	2,002.91		4,597		
8978 Santa Fe Avenue (4)	6,020.74	2,726.37	15,018		
8982 Slauson Avenue (1)	1.98		3,875		
8988 Valley Boulevard (1)	2,012.65	227.54	13,930		
8991 Washington Blvd. (1)			473		
Total	**$ 42,469.53**	**$ 33,793.96**	**$ 81,042**	**$ 38,250**	**$ 38,250**
Total County Highway Construction	**$3,214,487.02**	**$ 837,336.52**	**$5,112,387**	**$5,465,100**	**$5,465,100**
Total Structural and Non-Structural Improvements	**$8,940,025.80**	**$2,181,307.71**	**$10,849,700**	**$13,493,884**	**$13,493,884**
Total Capital Outlay	**$9,437,458.42**	**$2,294,384.13**	**$11,253,890**	**$13,938,647**	**$13,938,647**
TOTAL MOTOR VEHICLE FUND	**$15,382,452.72**	**$6,296,303.09**	**$18,835,549**	**$24,004,303**	**$24,004,303**
GENERAL ROAD FUND					
Maintenance and Operation					
9961 Road Maintenance, 1st District (4)	**$**	**$**	**$**	**$ 46,000**	**$ 46,000**
SPECIAL ROAD FUND					
Maintenance and Operation					
9901 Road Maintenance—RD-1	$ 320,000.00	$	$	$	$
9904 Road Maintenance—RD-4	320,000.00				
9905 Road Maintenance—RD-5	451,625.34				
9909 Road Maintenance		584,000.45	998,093	1,070,000	874,758
TOTAL SPECIAL ROAD FUND	**$1,091,625.34**	**$ 584,000.45**	**$ 998,093**	**$1,070,000**	**$ 874,758**
SUPERVISORIAL ROAD DISTRICT NO. 1 FUND					
Maintenance and Operation					
Carmenita Lighting District No. 1	$ 50.00	$	$	$	$
9911 Road Maintenance (1)	94,387.44		111,111	130,458	130,458
9913 Parkway Maintenance (1)			50,137	55,040	32,614
9914 Tree Trimming (1)				65,229	65,229
TOTAL SUPERVISORIAL ROAD DISTRICT NO. 1 FUND	**$ 94,437.44**	**$**	**$ 161,248**	**$ 250,727**	**$ 228,301**
SUPERVISORIAL ROAD DISTRICT NO. 2 FUND					
Maintenance and Operation					
County Lighting Maintenance District No. 669	$ 150.00	$	$	$	$
9921 Road Maintenance (2)			12,378	12,235	11,800
9922 Normandie Lighting District			11,350		
9923 Parkway Maintenance (2)			5,610	5,395	2,950
9924 Tree Trimming (2)				5,900	5,900
TOTAL SUPERVISORIAL ROAD DISTRICT NO. 2 FUND	**$ 150.00**	**$**	**$ 29,338**	**$ 23,530**	**$ 20,650**

ROAD DEPARTMENT—Continued

Classification	EXPENDITURES Actual Prior Year 1950-51	Actual Current Year To 1-1-52	Estimated Current Year 1951-52	Requested Fiscal Year 1952-53	Allowed Fiscal Year 1952-53
SUPERVISORIAL ROAD DISTRICT NO. 3 FUND					
Maintenance and Operation					
9931 Road Maintenance (3)	$ 2,445.00	$	$ 7,773	$ 7,627	$ 7,111
9932 County Improvement—1319	4,104.40				
County Lighting Maintenance Dist. No. 760	100.00				
9933 Parkway Maintenance (3)			3,246	3,121	1,777
9934 Tree Trimming (3)				3,556	3,556
TOTAL SUPERVISORIAL ROAD DISTRICT NO. 3 FUND	**$ 6,649.40**	**$**	**$ 11,019**	**$ 14,304**	**$ 12,444**
SUPERVISORIAL ROAD DISTRICT NO. 4 FUND					
Maintenance and Operation					
9941 Road Maintenance (4)	$ 46,500.00	$	$ 44,348	$ 42,449	$ 41,870
9942 Wilshire & San Vicente Lighting District (4)	1,935.30	377.76	3,500	3,500	3,500
9943 Parkway Maintenance (4)			21,803	21,413	11,341
9944 Tree Trimming (4)				22,685	22,685
TOTAL SUPERVISORIAL ROAD DISTRICT NO. 4 FUND	**$ 48,435.30**	**$ 377.76**	**$ 69,651**	**$ 90,047**	**$ 79,396**
SUPERVISORIAL ROAD DISTRICT NO. 5 FUND					
Maintenance and Operation					
9951 Road Maintenance (5)	$ 29,440.22	$	$ 41,774	$ 36,518	$ 36,518
9953 Parkway Maintenance (5)			16,219	16,437	9,129
9954 Tree Trimming (5)				18,259	18,259
TOTAL SUPERVISORIAL ROAD DISTRICT NO. 5 FUND	**$ 29,440.22**	**$**	**$ 57,993**	**$ 71,214**	**$ 63,906**
TOTAL ROAD DEPARTMENT	**$16,653,190.42**	**$6,880,681.30**	**$20,162,891**	**$25,570,125**	**$25,329,758**

SUMMARIZATION

BY CLASSIFICATION					
Maintenance and Operation	$ 7,215,732.00	$4,586,297.17	$ 8,909,001	$11,631,478	$11,391,111
Capital Outlay	9,437,458.42	2,294,384.13	11,253,890	13,938,647	13,938,647
GRAND TOTAL	**$16,653,190.42**	**$6,880,681.30**	**$20,162,891**	**$25,570,125**	**$25,329,758**
BY FUNDS					
Motor Vehicle	$15,382,452.72	$6,296,303.09	$18,835,549	$24,004,303	$24,004,303
General Road				46,000	46,000
Special Road	1,091,625.34	584,000.45	998,093	1,070,000	874,758
Supervisorial Road District No. 1	94,437.44		161,248	250,727	228,301
Supervisorial Road District No. 2	150.00		29,338	23,530	20,650
Supervisorial Road District No. 3	6,649.40		11,019	14,304	12,444
Supervisorial Road District No. 4	48,435.30	377.76	69,651	90,047	79,396
Supervisorial Road District No. 5	29,440.22		57,993	71,214	63,906
GRAND TOTAL	**$16,653,190.42**	**$6,880,681.30**	**$20,162,891**	**$25,570,125**	**$25,329,758**

Charities, Hospitals and Corrections

Total Appropriations.....$191,001,533

Department of Charities--Summary

A summarization of the financial requirements for providing hospitalization and rest home care to the indigent sick and those with contagious diseases, providing clinic care to indigents, and administering the various public assistance programs.

By General Classification	Requested	Allowed
Salaries and Wages	$ 34,526,701	$ 33,130,213
Maintenance and Operation	151,584,809	148,035,779
Capital Outlay	650,342	492,875
TOTAL	**$186,761,852**	**$181,658,867**
By Divisions		
Administration	**$ 198,897**	**$ 197,634**
Service Bureaus:		
Adoptions	$ 422,839	$ 281,227
Medical Social Service	1,088,174	1,082,185
Physically Handicapped Children	864,793	862,555
Resources and Collections	615,588	595,397
Sub-Total	**$ 2,991,394**	**$ 2,821,364**
Bureau of Hospitals:		
General Hospital	$ 17,973,267	$ 17,360,718
Rancho Los Amigos	4,589,965	4,528,033
Olive View Sanatorium	3,743,674	3,718,885
Harbor General Hospital	3,775,371	3,566,733
Long Beach General Hospital	1,147,092	1,072,421
Acton Camp	197,303	167,697
Warm Springs Camp	125,125	96,657
Sub-Total	**$ 31,551,797**	**$ 30,511,144**
Medical Research Funds	**$ 290,000**	**$ 290,000**
Bureau of Public Assistance:		
Public Assistance	$ 9,690,103	$ 9,132,073
Welfare Inventory Account		
Indigent Aid	7,900,977	7,900,977
Aid to Needy Children	31,103,701	29,534,411
Aid to Needy Blind	4,999,127	4,932,663
Aid to Partially Self-Supporting Blind	235,620	234,797
Old Age Assistance	97,800,236	96,103,804
Sub-Total	**$151,729,764**	**$147,838,725**
GRAND TOTAL	**$186,761,852**	**$181,658,867**

Charities—Administration

The budget includes the office of Superintendent of Charities, Cemetery and the Personnel Division.

APPROPRIATIONS $197,634

Classification	EXPENDITURES Actual Prior Year 1950-51	Actual Current Year To 1-1-52	Estimated Current Year 1951-52	Requested Fiscal Year 1952-53	Allowed Fiscal Year 1952-53
SALARIES AND WAGES	$ 165,068.85	$ 77,006.02	$ 183,800	$ 209,541	$ 208,395
Deductions					
Salary Savings	$	$	$	$ 8,064	$ 8,064
Service Charges				17,820	17,820
Total Deductions	$	$	$	$ 25,884	$ 25,884
SALARIES AND WAGES—NET	$ 165,068.85	$ 77,006.02	$ 183,800	$ 183,657	$ 182,511
MAINTENANCE AND OPERATION					
Mechanical Service					
Auto Service	$ 3,425.91	$ 1,491.86	$ 3,900	$ 3,194	$ 3,157
Office Machine Maintenance	189.00	387.00	387		
Repairs and Minor Changes		112.67	113		
Repairs — Operating Equipment	214.50				
Stores Service					
Agricultural, Botanical & Animal Supp.			20	25	25
Artisan and Mechanics' Service	150.00				
Communications	50.40				
Fuel Supplies	1,087.71	407.89	1,100	1,100	1,100
Office Services	1,184.85	1,056.60	1,900	3,201	3,171
Office Supplies		8.83	10		
Other Operating & Maint. Supplies, N. O. C.	38.46	10.97	11		
Small Tools, Implements and Craft Supplies	15.50		30	30	30
All Other					
Administrative Services	1,890.93	696.01	715		
Auto Mileage	716.55	105.49	300	500	500
Auto Service	305.87				
Communication	4,938.49	1,714.30	5,800		
Fuel Supplies	22.73				
Furnishings and Household Supplies	30.46	8.59	40		
Heat, Light and Power Services	140.68	43.50	180		
Housekeeper and Nursing Service	1,540.00	745.00	2,760		
Inspection & Regulation Service	1.00				
Insurance—Auto Mileage	185.00	45.00	65	120	120
Medical, Surgical and Laboratory Supps.	5.46				
Office Services	435.34	177.67	500	700	700
Postage	1,002.68	294.67	1,200	900	900
Repairs and Minor Changes	407.92	112.35	300		
Stationery and Forms	2,575.34	562.96	2,500	2,600	2,600
Subsistence and Care of Persons	7.35	128.68	250	300	250
Transportation Services	891.00	505.00	1,009		
Traveling Expenses	2,959.96	209.71	1,800	2,000	2,000
Water Service	149.68	89.39	210		
TOTAL MAINTENANCE AND OPERATION	$ 24,562.77	$ 8,914.14	$ 25,100	$ 14,670	$ 14,553
CAPITAL OUTLAY					
Equipment	$ 280.80	$ 553.94	$ 900	$ 570	$ 570
Books $ 60					
2 Filing Cabinets 200					
2 Typewriters 310					
TOTAL CHARITIES — ADMINISTRATION	$ 189,912.42	$ 86,474.10	$ 209,800	$ 198,897	$ 197,634

Charities—Adoptions

This appropriation covers both the relinquishment and independent phases of the Adoptions program administered by the County. Expenditures are 100% reimbursible by the State of California.

APPROPRIATIONS $281,227

Classification	EXPENDITURES Actual Prior Year 1950-51	Actual Current Year To 1-1-52	Estimated Current Year 1951-52	Requested Fiscal Year 1952-53	Allowed Fiscal Year 1952-53
SALARIES AND WAGES	$ 122,059.01	$ 76,284.07	$ 199,900	$ 328,668	$ 271,116
Less Salary Savings				25,836	32,570
SALARIES AND WAGE—NET	$ 122,059.01	$ 76,284.07	$ 199,900	$ 302,832	$ 238,546
MAINTENANCE AND OPERATION					
Mechanical Service					
Automobile Service	$	$	$	$ 600	$ 600
Office Machine Maintenance	462.00	519.00	519	600	
Repairs and Minor Changes		368.95	370	500	
Repairs — Operating Equipment	14.00	56.44	60	100	
Stores Services					
Advertising Services	41.52	13.86	100	160	30
Educational and Recreational Supplies	3.59				
Furnishings and Household Supplies	66.42	16.32	80	100	48
Laundry, Cleaning and Waste Removal Services				100	
Office Services	19.10	19.00	80	175	48
Office Supplies	269.83	761.46	2,000	1,700	1,700
Postage	156.00	120.00	1,500	1,800	380
Stationery and Forms	43.81	255.61	1,000	8,400	730
All Other					
Administrative Expense	1,716.31	971.00	3,000	1,500	
Auto Mileage	7,082.00	2,880.62	9,000	16,400	6,600
Board and Care	101,246.20	59,354.59	150,000	293,400	142,000
Cash Aid	1,798.04				
Communication	3,848.95	1,749.94	5,000	7,000	4,200
Furnishings and Household Supplies	569.84	183.40	600	800	800
Insurance—Auto Mileage	1,030.00	440.00	1,700	2,640	2,100
Laundry, Cleaning and Waste Removal Services	11.29	4.32	20	20	
Medical, Surgical and Laboratory Supps.	12.53	2.10	10	10	
Office Services	5,693.45	3,580.30	8,000	8,520	8,520
Other Operating and Maintenance Supplies, N. O. C	1.24				
Office Supplies	1.78	1.14	2		
Postage	12.18	.51	12	15	15
Printing & Other Reproductive Supplies				700	700
Professional & Expert Services	7,308.00	4,071.00	9,000	13,500	9,720
Public Office and Court Service	350.69	367.83	800	900	900
Rent—Buildings and Offices	10,852.32	2,831.68	5,664	41,400	
Repairs and Minor Changes		40.44	41		
Repairs—Operating Equipment		69.70	70	100	
Stationery and Forms	1,498.42	101.97	200	200	200
Subsistence and Care of Persons	14.20				
Transportation—Local	24.19	2.90	30	40	5
Transportation Services	187.00	160.95	325	325	
Traveling Expenses	163.78	.85	150	300	150
Wearing Apparel	2,792.46	1,288.08	3,000	5,000	3,700
TOTAL MAINTENANCE AND OPERATION	$ 147,291.14	$ 80,233.96	$ 202,333	$ 407,005	$ 183,146
Less Service Charges	96,603.07	25,352.42	150,000	293,400	142,000
TOTAL MAINTENANCE AND OPERATION—NET	$ 50,688.07	$ 54,881.54	$ 52,333	$ 113,605	$ 41,146

CHARITIES — ADOPTIONS—Continued

Classification	EXPENDITURES				
	Actual Prior Year 1950-51	Actual Current Year To 1-1-52	Estimated Current Year 1951-52	Requested Fiscal Year 1952-53	Allowed Fiscal Year 1952-53
CAPITAL OUTLAY					
Equipment	$ 199.28	$ 5,012.72	$ 501,272	$ 6,402	$ 1,535
Books $ 100					
1 Calculating Machine 575					
1 Chair 30					
1 Desk 80					
7 Filing Cabinets 750					
TOTAL CHARITIES—ADOPTIONS	$ 172,946.36	$ 136,178.33	$ 753,505	$ 422,839	$ 281,227

Charities—Medical Social Service

The Bureau of Medical Social Service investigates applicants' eligibility for medical care or placement in County Hospitals, and provides medical case work services to all patients receiving care under the Department of Charities' medical care programs.

APPROPRIATIONS $1,082,185

Classification	EXPENDITURES Actual Prior Year 1950-51	Actual Current Year To 1-1-52	Estimated Current Year 1951-52	Requested Fiscal Year 1952-53	Allowed Fiscal Year 1952-53
SALARIES AND WAGES	$ 918,624.07	$ 421,306.01	$ 978,200	$1,203,936	$1,177,041
Less Salary Savings				184,000	157,813
SALARIES AND WAGES—NET	$ 918,624.07	$ 421,306.01	$ 978,200	$1,019,936	$1,019,228
MAINTENANCE AND OPERATION					
Mechanical Service					
Office Machine Maintenance	$ 1,914.00	$ 1,624.00	$ 1,624	$	$
Repairs and Minor Changes	109.87				
Stores Service					
Furnishings and Household Supplies	4.33				
Office Services	49.50		71	87	16
Office Supplies	4.06	14.18	15	157	157
All Other					
Administrative Services	6,266.61	823.33	2,607		
Auto Mileage	4,499.63	1,960.00	4,500	4,600	4,400
Communication	30,425.16	11,910.73	35,955	180	180
Furnishings and Household Supplies	2.81	4.82	10		
Heat, Light and Power Services	1,094.22	413.48	1,204		
Housekeeper and Nursing Service	4,400.00				
Insurance—Auto Mileage	1,115.00	585.00	1,380	1,380	1,380
Laundry and Cleaning Supplies	241.74				
Laundry, Cleaning and Waste Removal Services	5,938.65	4,061.72	12,185		
Medical, Surgical and Laboratory Supp.	364.24				
Office Services	1,402.83				
Other Operating and Maintenance Supplies N. O. C.	2.48				
Postage	2,162.19	603.91	3,900	2,320	2,200
Professional and Expert Services	22,478.51	7,435.43	24,500	28,000	28,000
Public Office and Court Service	1,097.18	455.00	1,500	1,500	1,500
Rent—Buildings and Offices	5,454.79	1,561.65	7,851		
Repairs and Minor Changes	3,578.00	450.62	1,620	1,620	1,620
Special Diets	150,942.89	52,017.44	160,000		
Stationery and Forms	8,906.98	3,205.86	9,500	10,000	9,500
Subsistence and Care of Persons	9.21				
Transportation—Local	1.60	.60	300	300	300
Transportation of Welfare Cases	6,760.13	2,473.77	9,000	9,500	8,500
Transportation Services	4,990.00	2,827.00	5,653		
Traveling Expenses	1,448.59	30.00	30		
Water Service	62.22				
TOTAL MAINTENANCE AND OPERATION	$ 265,727.42	$ 92,458.54	$ 283,405	$ 59,644	$ 57,753

CHARITIES—MEDICAL SOCIAL SERVICE—Continued

Classification		EXPENDITURES Actual Prior Year 1950-51	Actual Current Year To 1-1-52	Estimated Current Year 1951-52	Requested Fiscal Year 1952-53	Allowed Fiscal Year 1952-53
CAPITAL OUTLAY						
Equipment		$ 8,357.48	$ 1,413.61	$ 6,000	$ 8,594	$ 5,204
6 Benches	$ 510					
Books	50					
6 Carts	210					
24 Chairs	580					
3 Clocks	40					
17 Desks	1,665					
3 Dictionaries	24					
5 Fans	213					
12 Filing Cabinets	1,120					
6 Lamps	90					
2 Screens	40					
2 Stands	30					
4 Stools	32					
3 Tables	60					
3 Typewriters	510					
1 Water Cooler	30					
TOTAL CHARITIES—MEDICAL SOCIAL SERVICE		$1,192,708.97	$ 515,178.16	$1,267,605	$1,088,174	$1,082,185

Charities—Physically Handicapped Children

Provides general medical care, rheumatic fever treatment, and diagnostic services to physically handicapped persons under the age of twenty-one years pursuant to the provisions of the Health and Safety Code of the State of California. Expenditures for rheumatic fever and diagnostic services are 100% reimbursible by the State.

APPROPRIATIONS $862,555

Classification	EXPENDITURES Actual Prior Year 1950-51	Actual Current Year To 1-1-52	Estimated Current Year 1951-52	Requested Fiscal Year 1952-53	Allowed Fiscal Year 1952-53
SALARIES AND WAGES	$ 20,644.39	$ 9,444.33	$ 29,000	$ 33,888	$ 33,888
Less Salary Savings				2,628	2,628
SALARIES AND WAGES—NET	$ 20,644.39	$ 9,444.33	$ 29,000	$ 31,260	$ 31,260
MAINTENANCE AND OPERATION					
Mechanical Service					
Office Machine Maintenance	$ 50.00	$ 85.00	$ 85	$	$
All Other					
Administrative Services	4,079.39	1,211.00	3,624		
Auto Mileage	123.06	23.38	200	300	300
Communication	554.41	214.80	700		
Furnishings and Household Supplies	.67	1.71	2		
Laundry, Cleaning and Waste Removal Services		40.00	120		
Insurance—Auto Mileage	60.00	20.00	60	60	60
Office Supplies			75	75	75
Postage	52.50	36.60	100	100	100
Professional & Expert Services	584,385.57	121,940.36	640,000	831,298	829,060
Repairs and Minor Changes	7.53	104.07	105		
Stationery and Forms	479.39	166.97	600	700	700
Traveling Expenses	45.20		150	200	200
TOTAL MAINTENANCE AND OPERATION	$ 589,837.72	$ 123,843.89	$ 645,821	$ 832,733	$ 830,495
CAPITAL OUTLAY					
Equipment	$ 484.81	$ 378.81	$ 800	$ 800	$ 800
Books $ 75					
1 Bookcase—Base 10					
1 Bookcase—Section 20					
1 Bookcase—Top 10					
1 Clock, Electric 10					
1 Ditto Machine 300					
2 Filing Cabinets 190					
1 Typewriter 185					
TOTAL CHARITIES — PHYSICALLY HANDICAPPED CHILDREN	$ 610,966.92	$ 133,667.03	$ 675,621	$ 864,793	$ 862,555

Charities—Resources & Collections

The function of the Bureau of Resources and Collections is to recover funds expended as indigent, categorical or medical aid from recipients who acquire ability to pay.

APPROPRIATIONS $595,397

Classification	EXPENDITURES Actual Prior Year 1950-51	Actual Current Year To 1-1-52	Estimated Current Year 1951-52	Requested Fiscal Year 1952-53	Allowed Fiscal Year 1952-53
SALARIES AND WAGES	$ 437,344.48	$ 202,684.19	$ 463,000	$ 589,404	$ 589,404
Less Salary Savings				24,720	43,456
SALARIES AND WAGES—NET	$ 437,344.48	$ 202,684.19	$ 463,000	$ 564,684	$ 545,948
MAINTENANCE AND OPERATION					
Mechanical Service					
Auto Service	$	$	$ 10	$ 10	$ 10
Office Machine Maintenance	1,723.00	1,754.00	1,754		
Repairs and Minor Changes	2,952.13				
Repairs — Operating Equipment	527.10				
Stores Service					
Advertising Services	33.50				
Office Services	29.50	2.00	56	124	94
Office Supplies	.24				
Other Operating and Maintenance Supplies, N. O. C.	11.92				
All Other					
Administrative Services	1,408.46	666.42	2,200		
Auto Mileage	4,137.35	1,927.12	3,950	4,000	4,000
Communication	12,189.73	3,030.78	3,600		
Furnishings and Household Supplies	95.94	759.07	1,200	120	
Heat, Light and Power Services	2,266.86	550.13	1,900		
Insurance—Auto Mileage	405.00	195.00	480	480	480
Office Services	137.85	8.00	8		
Other Operating and Maintenance Supplies, N. O. C.	23.32	27.19	30		
Postage	8,907.57	2,866.71	11,000	18,000	18,000
Public Office and Court Service	7,898.78	2,527.63	8,000	9,760	9,400
Rent—Buildings and Offices	19,829.17	19,575.00	37,850		
Rent—Office Equipment	6.00				
Repairs—Operating Equipment	140.77				
Stationery and Forms	8,008.43	2,631.74	9,000	10,000	10,000
Transportation—Local	190.25	3.00	35	75	60
Transportation Services	11,014.86	4,544.00	9,090		
TOTAL MAINTENANCE AND OPERATION	$ 81,937.73	$ 41,067.79	$ 90,163	$ 42,569	$ 42,044
CAPITAL OUTLAY					
Equipment	$ 2,308.13	$ 388.50	$ 2,500	$ 8,335	$ 7,405
2 Adding Machines $ 730					
7 Chairs 230					
34 Filing Cabinets 3,500					
19 Typewriters 2,945					
TOTAL CHARITIES—RESOURCES AND COLLECTIONS	$ 521,590.34	$ 244,140.48	$ 555,663	$ 615,588	$ 595,397

Charities—General Hospital

Provides in and out-patient hospital and clinic services to qualified medical indigents. The hospital comprises one Osteopathic Unit and four medical units, Communicable Diseases, Tuberculosis, Psychopathic and Acute Medical.

APPROPRIATIONS $17,360,718

Classification	EXPENDITURES Actual Prior Year 1950-51	Actual Current Year To 1-1-52	Estimated Current Year 1951-52	Requested Fiscal Year 1952-53	Allowed Fiscal Year 1952-53
SALARIES AND WAGES	$11,281,133.18	$5,045,831.59	$12,627,200	$14,569,057	$14,358,063
Less Salary Savings				1,121,860	1,400,086
SALARIES AND WAGES—NET	$11,281,133.18	$5,045,831.59	$12,627,200	$13,447,197	$12,957,977
MAINTENANCE AND OPERATION					
Mechanical Service					
Auto Service	$ 36,693.04	$ 19,201.00	$ 38,500	$ 41,646	$ 41,646
Fuel Supplies	83,130.46	32,019.00	57,479		
Heat, Light and Power Services	57,791.63	30,666.00	64,250		
Office Machine Maintenance		3,695.00	3,695		
Rent—Office Equipment	18.00				
Repairs and Minor Changes	325.83	44.00	250	250	250
Repairs — Operating Equipment	12,001.55	2,580.00	5,160	5,160	5,160
Water Service	2,069.59	1,904.00	3,900		
Stores Service					
Automotive Supplies	10,873.19	5,748.00	11,750	10,100	10,100
Educational and Recreational Supplies	4,829.72	1,298.00	3,250	3,350	3,350
Food and Provisions	767,083.83	460,019.00	990,359	1,161,844	1,083,519
Fuel Supplies	16,639.37	31,218.00	80,891	103,740	73,278
Furnishings and Household Supplies	331,668.35	190,315.00	366,104	402,450	402,450
Inspection and Regulation Service	92.50				
Laundry and Cleaning Supplies	35,073.25	17,516.00	35,868	36,687	36,687
Laundry, Cleaning and Waste Removal Services	2,580.00	1,290.00	2,580	3,300	3,300
Medical, Surgical and Laboratory Supp	1,311,674.94	661,829.00	1,423,837	1,657,850	1,656,990
Office Services	18,152.25	9,225.00	17,975	14,075	14,075
Office Supplies	18,135.93	9,893.00	20,500	20,500	20,500
Other Operating and Maintenance Supplies, N. O. C.	139,371.61	63,056.00	126,820	126,940	122,940
Postage	2,729.26	1,093.00	2,400	2,400	2,400
Printing & Other Reproductive Supplies	7,315.25	4,182.00	8,450	8,670	8,670
Professional and Expert Services	27,374.71	12,785.00	27,305	28,030	28,030
Recreation Services	35.00				
Rent—Office Equipment	23,333.21	12,767.00	25,500	38,856	38,856
Rent—Special Equipment, N. O. C.	3,868.12	2,592.00	4,305	4,305	4,305
Repairs and Minor Changes	59.98	43.00	100	100	100
Repairs — Operating Equipment	12,120.47	4,385.00	8,100	8,100	8,100
Small Tools, Implements and Craft Supplies	3,102.36	785.00	2,250	2,700	2,700
Special Services	15.93				
Stationery and Forms	49,282.97	25,579.00	49,000	48,500	48,000
Stores Inventory	13,341.17				
Transportation, Local	367.20	16.00	375	375	375
Wearing Apparel	44,420.77	12,673.00	48,380	46,631	46,631
Central Duplicating Bureau					
Stationery and Forms		1,783.00	7,000	8,000	8,000
All Other					
Auto Mileage	1,366.71	452.00	900	900	900
Cemetery and Interment Expenses	5,550.00	2,550.00	5,400	5,400	5,400
Communication	106,992.73	55,889.00	113,250	114,948	114,948
Educational and Recreational Supplies		4.00	4		
Furnishings and Household Supplies	18.54	47.00	75		
Food and Provisions	31,663.40	17,012.00	34,000	33,800	33,800
Laundry, Cleaning and Waste Removal Services	250.00	1,103.00	1,500		
Inspection and Regulation Service	701.00	186.00	725	725	725
Medical, Surgical and Laboratory Supp	935.75	923.00	1,200	1,200	1,200

CHARITIES—GENERAL HOSPITAL—Continued

Classification	EXPENDITURES Actual Prior Year 1950-51	Actual Current Year To 1-1-52	Estimated Current Year 1951-52	Requested Fiscal Year 1952-53	Allowed Fiscal Year 1952-53
MAINTENANCE AND OPERATION—Continued					
All Other—Continued					
Office Services	903.69	272.00	590	590	590
Office Supplies	3,671.50	781.00	1,500	1,500	1,500
Other Operating and Maintenance Supplies, N. O. C.	2.08	6.00	6		
Postage	5,964.90	4,829.00	6,650	6,650	6,650
Professional and Expert Services	4,646.28	50.00	50		
Recreation Services	24,159.64	11,125.00	23,000	24,490	24,490
Rent—Motor Vehicles	35,080.00	13,520.00	28,000	59,080	59,080
Repairs and Minor Changes	37,908.00	19,011.00	37,958	37,908	37,908
Repairs — Operating Equipment	220.69	41.00	300	300	300
Special Services	50.00				
Stationery and Forms	6,297.50	2,785.00	6,000	8,500	8,500
Transportation, Local	244.16	71.00	200	225	225
Transportation Services	2,372.00	1,343.00	2,687		
Traveling Expenses	789.95		300	300	300
Water Service	23,361.03	10,920.00	22,850		
Outside Medical Relief					
Professional and Expert Services	977,602.33	402,824.00	1,105,771	1,209,229	1,209,229
Rent—Motor Vehicles	43,395.10	17,182.00	46,850	46,600	46,600
Outside Medical Relief Inventory	Cr. 420.67				
TOTAL MAINTENANCE AND OPERATION	**$4,349,297.75**	**$2,183,125.00**	**$4,876,099**	**$5,336,904**	**$5,222,757**
Deductions:					
Meals and Maintenance Furnished Employees as Compensation	$ 347,854.73	$ 152,061.00	$ 305,000	$ 337,460	$ 273,862
Service Charges	617,766.31	173,569.00	615,000	721,939	720,579
Total Deductions	**$ 965,621.04**	**$ 325,630.00**	**$ 920,000**	**$1,059,399**	**$ 994,441**
TOTAL MAINTENANCE AND OPERATION—NET	**$3,383,676.71**	**$1,857,495.00**	**$3,956,099**	**$4,277,505**	**$4,228,316**
CAPITAL OUTLAY					
Equipment	**$ 149,253.75**	**$ 8,080.92**	**$ 75,342**	**$ 248,565**	**$ 174,425**
1 Adding Machine	$ 365				
3 Alarms, Smoke	775				
1 Anesthesia Machine	480				
1 Audiometer	625				
1 Auto-Technicon	1,275				
1 Balance, Solution	50				
2 Baths, Parafin	1,410				
4 Battery Boxes—Dry Cell	120				
6 Beds	1,500				
21 Benches	1,830				
1 Bookcase	100				
Books	2,000				
1 Booth, Protective X-ray	220				
1 Bucky, Upright and Reciprocating	1,700				
86 Cabinets	4,900				
1 Calculating Machine	715				
6 Carriers	910				
12 Carts	1,900				
2 Cast Cutters, Electric	180				
1 Cast Dryer	305				

CHARITIES—GENERAL HOSPITAL—Continued

Classification		EXPENDITURES Actual Prior Year 1950-51	Actual Current Year To 1-1-52	Estimated Current Year 1951-52	Requested Fiscal Year 1952-53	Allowed Fiscal Year 1952-53
CAPITAL OUTLAY—Continued						
Equipment—Continued						
1 Cauterodyne	75					
1 Cautery, Box Coil	50					
1 Cellar Drainer Pump	95					
1 Centrifuge	635					
725 Chairs	12,185					
1 Chair—Table, Operative	750					
1 Chest	150					
1 Chronowave	525					
1 Cleaner, Hypodermic Needle	725					
4 Clocks	120					
2 Colorimeters, Test Tube Photo-electric	400					
2 Conditioners, Surgical Rubber Gloves	1,450					
40 Conveyors, Laundry Bag	600					
1 Cookie Machine—Bakery	810					
1 Cupboard, Storage	125					
2 Cutters, Corner, X-ray Film	140					
1 Deep Freeze Unit	225					
8 Desks	870					
1 Eyelet Machine	90					
32 Fans	2,335					
48 Files	10,425					
17 Frames	195					
1 Fluoroscope, Tilting	3,000					
1 Gastroscope	800					
2 Gauges	40					
3 Generators	1,450					
1 Hammer	155					
2 Heads, Centrifuge	50					
1 Heater Unit, Paint Drying	170					
4 Highchairs	80					
2 Hoists, Chain	150					
1 Hood, Fume	375					
3 Humidifiers	300					
1 Hydrocolator	250					
2 Illuminators	530					
3 Incubators	780					
2 Inhalators	200					
10 Kettles	4,690					
10 Lamps	1,380					
1 Light, Infra-Red	85					
14 Lockers	280					
1 Lubricator	190					
3 Mats, Gym	255					
3 Menu Boards	65					
1 Metabolism Machine	625					
1 Meter, Test	45					
2 Microphones	45					
9 Microscopes	3,640					
2 Microtherms	1,580					
4 Mirrors	150					
2 Mixers, Dental	125					
1 Press Unit, Laundry	3,325					
2 Motors, Electric	40					
1 Multitester, Electronic	50					
2 Numbering Machines	80					
1 Ophthalmoscope, Binocular	555					
1 Oscilloscope	190					
2 Ovens	900					
4 Oxygen-Air Pressure Locks	3,700					

CHARITIES—GENERAL HOSPITAL—Continued

Classification		EXPENDITURES Actual Prior Year 1950-51	Actual Current Year To 1-1-52	Estimated Current Year 1951-52	Requested Fiscal Year 1952-53	Allowed Fiscal Year 1952-53
CAPITAL OUTLAY—Continued						
Equipment—Continued						
2 Oxygen Tents	395					
11 Ozone Deodorizer Units	1,045					
3 Paging Systems	345					
1 Percuss-O-Motor	160					
1 Planagraph, Motor Driven	1,000					
2 Platforms for Gym Mats	100					
1 Preheater, Oil	460					
1 Press, Lard	100					
1 Mixer, Food	2,400					
2 Pressure & Suction, Ether-Vapor, Units	1,050					
1 Public Address System	200					
3 Pumps	400					
1 Purger, Refrigeration System	250					
1 Pyrometer, Surface	180					
9 Racks	615					
1 Radiographic Unit	14,750					
10 Ranges	4,600					
12 Refrigerators	4,475					
30 Regulators, Medical Oxygen	900					
1 Rinsing Unit	300					
1 Rotator, Pipette	50					
1 Rotor	75					
1 Saw	955					
30 Scales	2,060					
1 Screen Projection	125					
1 Settee	150					
3 Sewing Machines	780					
1 Shaking Machine	125					
1 Shaper	360					
4 Sharpeners	570					
1 Sine-O-Tron	400					
1 Sinus-Mastoid Unit	85					
3 Skeletons, Human	380					
1 Skull, Human	140					
1 Slicer—Grouper	1,720					
1 Slicing Machine	335					
1 Spectroscope	80					
10 Sphygmomanometers	405					
5 Spotlights	2,125					
111 Stands	1,350					
2 Static Neutralizers	620					
4 Sterilizers	3,330					
1 Still, water	1,805					
1 Stimulator	400					
36 Stools	1,460					
1 Stop Watch	20					
2 Stretchers	740					
31 Suction Machines	5,560					
25 Tables	8,105					
1 Table, Autopsy	1,350					
1 Tachometer	85					
4 Tanks	350					
2 Testers	170					
1 Timer	110					
2 Time Recorders	550					
1 Tow Tractor	2,350					
1 Transformer	25					
1 Treatment and Diagnostic Unit	630					
32 Trucks	1,455					

CHARITIES—GENERAL HOSPITAL—Continued

Classification		EXPENDITURES Actual Prior Year 1950-51	Actual Current Year To 1-1-52	Estimated Current Year 1951-52	Requested Fiscal Year 1952-53	Allowed Fiscal Year 1952-53
CAPITAL OUTLAY—Continued						
Equipment—Continued						
1 Tumbler	1,035					
26 Typewriters	5,295					
3 Urns, Coffee	1,250					
1 Vacuum Cleaner	90					
1 Vari-Typer	1,050					
2 Vibrators	95					
1 Volt-Ohm-Milliammeter	45					
1 Walker, Invalid	65					
4 Washers & Sterilizers	2,650					
1 Washer, Pipette	75					
3 Washing Machines	750					
1 Water Bath	50					
2 Water Coolers	370					
1 Wattmeter	35					
24 Wheelchairs	1,800					
TOTAL CHARITIES—GENERAL HOSPITAL		**$14,814,063.64**	**$6,911,407.51**	**$16,658,641**	**$17,973,267**	**$17,360,718**

Charities—Rancho Los Amigos

Rancho Los Amigos is a hospital for chronic and convalescent patients of all ages, transferred from other facilities of the Department, for post acute care. This includes extended treatment of severely paralyzed post-poliomyelitis, medical and orthopedic cases, as well as those with mental disease. The appropriation covers emergency surgical service for traffic and police cases. It provides also for supplementing the income of needy sick as necessary to procure care in private sanatoria.

APPROPRIATIONS $4,528,033

Classification	EXPENDITURES Actual Prior Year 1950-51	Actual Current Year To 1-1-52	Estimated Current Year 1951-52	Requested Fiscal Year 1952-53	Allowed Fiscal Year 1952-53
SALARIES AND WAGES	$2,947,079.04	$1,339,017.25	$3,315,500	$3,724,047	$3,671,535
Salary Savings				345,951	343,654
SALARIES AND WAGES—NET	$2,947,079.04	$1,339,017.25	$3,315,500	$3,378,096	$3,327,881
MAINTENANCE AND OPERATION					
Mechanical Service					
Heat, Light and Power Services	$ 34,764.30	$ 12,882.10	$ 25,764	$	$
Office Machine Maintenance		1,675.00	1,675		
Other Operating & Maint. Supplies, N. O. C.	204.79				
Professional and Expert Services		388.80	800	1,000	
Repairs and Minor Changes		98.00	200	8,000	8,000
Repairs — Operating Equipment	2,804.85	499.75	750	500	500
Stores Service					
Agricultural and Livestock Service	3,331.20	51.00	1,250	6,500	6,500
Agricultural, Botanical and Animal Supp.	10,280.48	4,731.99	10,400	11,400	11,400
Automotive Supplies	8,036.16	5,092.76	8,758	8,758	8,758
Feed and Forage for Animals	77,594.23	54,110.35	109,220	111,308	111,308
Food and Provisions	277,115.12	179,113.64	362,228	437,955	427,420
Fuel Supplies	4,414.12	8,201.93	23,583	35,280	35,280
Furnishings & Household Supplies	116,778.51	46,081.69	74,938	74,406	74,406
Laundry and Cleaning Supplies	35,051.39	16,540.70	35,082	33,950	33,950
Laundry, Cleaning and Waste Removal Services	1,471.66	364.50	1,500	1,500	1,500
Medical, Surgical and Laboratory Supp.	69,993.05	36,153.15	73,306	78,928	78,928
Office Services	431.43	85.50	350	350	350
Office Supplies	2,888.48	906.61	2,100	2,100	2,100
Other Operating and Maintenance Supplies, N. O. C.	55,722.74	28,664.30	51,580	50,975	49,975
Postage	807.77	479.00	800	800	800
Printing and Other Reproductive Supps.	10,325.47	4,085.14	10,794	13,400	13,400
Professional and Expert Services	614.22	197.72	400	500	500
Rent—Office Equipment	5,509.84	2,838.50	5,678	5,700	5,700
Repairs—Motor Vehicles	185.15	141.24	500	500	500
Repairs—Operating Equipment	10,677.65	1,907.53	3,800	7,500	7,500
Small Tools, Implements and Craft Supps.	1,159.13	752.25	900	1,230	1,230
Stationery and Forms	593.58	789.87	1,200	700	700
Transportation Services	71.19		50	50	50
Wearing Apparel	21,298.79	13,112.16	42,500	44,625	42,500

CHARITIES—RANCHO LOS AMIGOS—Continued

Classification	Actual Prior Year 1950-51	Actual Current Year To 1-1-52	Estimated Current Year 1951-52	Requested Fiscal Year 1952-53	Allowed Fiscal Year 1952-53
	EXPENDITURES				
MAINTENANCE AND OPERATION—Continued					
All Other					
Agricultural, Botanical and Animal Supp.	1,384.44	462.08	800	800	800
Auto Mileage	2,513.54	1,203.59	2,600	2,600	2,600
Auto Service	1,629.40	836.96	1,640	1,500	1,500
Automotive Supplies	46.19	30.90	50	50	50
Communications	7,422.94	4,015.28	8,030	7,200	7,200
Contract Payments to Rest Homes	243,618.43	156,660.48	329,671	357,893	357,893
Educational Services	1,000.00	300.00	600	1,000	600
Feed and Forage for Animals	8,505.35	7,907.40	11,000	14,800	14,800
Fire Protection and Rescue Service	31,389.91				
Food and Provisions	176,262.24	102,533.24	205,066	207,000	201,700
Furnishings & Household Supplies	3,422.84	2,222.00	5,200	6,000	6,000
Heat, Light and Power Services	27,719.84	14,281.93	30,055		
Insurance—Auto Mileage		210,000	420	600	600
Laundry and Cleaning Supplies	211.10	81.80	300	300	300
Medical, Surgical and Laboratory Supp.	726.18	176.47	352	500	500
Office Services	28.28	5.90	150	200	200
Other Operating and Maintenance Supplies N. O. C.	923.52	.33	100		
Professional and Expert Services				1,000	1,000
Rent—Land		413.00	1,100	1,200	1,200
Repairs and Minor Changes	1,283.95	234.07	1,100	1,200	1,200
Repairs to Motor Vehicles	48.91	6.21	25	25	25
Repairs — Operating Equipment	1,434.46	120.76	500	500	500
Special Services				480	480
Stationery and Forms	2,845.62	1,678.24	2,500	2,600	2,600
Taxes, Assessments and Licenses	11.38		15		
Transportation—Local	42.13	10.35	50	50	50
Transportation Services	312.00	176.00	353		
Traveling Expense	43.24	204.56	500	500	500
TOTAL MAINTENANCE AND OPERATION	$1,264,951.19	$ 713,716.73	$1,452,283	$1,545,913	$1,525,553
Deductions:					
Departmental Credits and Contra					
Cost of Raising Young Stock	$ 17,279.00	$ 10,000.00	$ 20,000	$ 20,000	$ 20,000
Eggs, Poultry, Fertilizer	27,242.53	16,933.88	32,692	34,000	32,200
Field Crops	9,331.20	14,859.08	15,000	15,500	15,500
Ice	910.50	506.25	1,000	1,000	1,000
Meals and Maintenance Furnished Employees as Compensation	44,643.84				
Mileage and Automotive	1,629.40	820.16	1,640	1,500	1,500
Milk, Meat, Fertilizer	132,002.54	76,256.94	156,014	158,100	154,800
Miscellaneous Hospital			200	200	200
Occupational Therapy	4,194.61	1,867.79	4,800	5,600	5,600
Printing	2,819.46	1,667.55	2,500	2,500	2,500
Vegetables to Kitchen	17,781.77	9,729.72	16,360	15,000	14,800
Total Departmental Credits and Contra	$ 257,834.85	$ 132,641.37	$ 250,206	$ 253,400	$ 248,100
Interdepartmental Services					
Laundry Service	$ 73,588.71	$ 40,422.26	$ 80,844	$ 77,409	$ 71,321
Material Distribution	8,631.35	1,530.94	3,000	3,000	3,000
Miscellaneous Hospital	8,688.76	15,373.68	30,748	31,250	31,250
Occupational Therapy	365.55	641.87	1,000	430	430
Printing	22,119.73	7,960.64	16,000	21,200	21,200
Ranch	48,184.33	30,890.72	60,000	60,000	60,000
Total Interdepartmental Services	$ 161,578.43	$ 96,820.11	$ 191,592	$ 193,289	$ 187,201
Total Deductions	$ 419,413.28	$ 229,461.48	$ 441,798	$ 446,689	$ 435,301
TOTAL MAINTENANCE AND OPERATION —NET	$ 845,537.91	$ 484,255.25	$1,010,485	$1,099,224	$1,090,252

CHARITIES—RANCHO LOS AMIGOS—Continued

Classification			EXPENDITURES Actual Prior Year 1950-51	Actual Current Year To 1-1-52	Estimated Current Year 1951-52	Requested Fiscal Year 1952-53	Allowed Fiscal Year 1952-53
CAPITAL OUTLAY							
Equipment			$ 86,765.25	$ 18,312.13	$ 90,000	$ 112,645	$ 109,900
1	Analyzer, Power	$ 440					
1	Bath, Water	140					
1	Sphygomanometer	45					
186	Beds	16,415					
2	Blackboards	50					
1	Board, Drain	450					
	Books	300					
76	Cabinets	3,975					
11	Carts	4,440					
295	Chairs	4,240					
5	Cleaners, Vacuum	470					
13	Clocks	340					
4	Conditioners, Air	210					
1	Control, Washer	2,680					
	Cost of raising young stock	20,000					
3	Couches	360					
6	Cradles	310					
1	Crane, X-ray tube	3,970					
2	Cupboards	2,250					
1	Defroster, Electric	100					
1	Desk	100					
1	Detectometer	220					
1	Drill	50					
2	Edgers, Lawn	325					
	Equipment, Therapeutic	250					
4	Fans	950					
1	File	95					
1	Filter	560					
1	Frame, Stryker	270					
1	Heater, Pasteurizer vat space	515					
1	Hoist, Trolley	830					
14	Holders, Laundry Bag	140					
1	Illuminator—X-ray	50					
1	Kettle, Tar	450					
1	Kiln	70					
1	Liner, hood	400					
89	Lockers	955					
1	Machine, Adding	365					
1	Machine, Dictating	450					
1	Machine, Hot Pack	325					
1	Machine, Marking, with table	775					
1	Machine, Pipe	590					
2	Machines, Sewing	935					
1	Mixer	140					
1	Peeler, Potato	700					
2	Polishers	570					
4	Pulsators	190					
15	Racks, Laundry	180					
1	Recorder, Tape	240					
2	Refrigerators	985					
1	Separator, Sand	3,770					
2	Settees	155					
4	Speakers	100					
1	Spotlight, Surgery	465					
6	Stands	130					
6	Sterilizers	4,540					
20	Tables	2,205					
1	Table, Urological, X-ray	4,395					
1	Tank	470					
25	Telephones	945					
1	Toaster	285					

CHARITIES—RANCHO LOS AMIGOS—Continued

Classification		EXPENDITURES Actual Prior Year 1950-51	Actual Current Year To 1-1-52	Estimated Current Year 1951-52	Requested Fiscal Year 1952-53	Allowed Fiscal Year 1952-53
CAPITAL OUTLAY—Continued						
Equipment—Continued						
1 Tower, Cooling	400					
1 Tractor	5,770					
6 Troughs, Watering	600					
7 Typewriters	1,235					
1 Voltmeter	135					
8 Walkers, Folding	1,360					
1 Washer	8,755					
3 Weights, Pulley	325					
TOTAL CHARITIES — RANCHO LOS AMIGOS		**$3,879,382.20**	**$1,841,584.63**	**$4,415,985**	**$4,589,965**	**$4,528,033**

Charities—Olive View Sanatorium

Provides care for persons afflicted with tuberculosis who are financially unable to furnish their own care. By contract arrangement, certain tuberculosis patients eligible for care are placed in private sanatoria at County expense.

APPROPRIATIONS $3,718,885

Classification	Actual Prior Year 1950-51	Actual Current Year To 1-1-52	Estimated Current Year 1951-52	Requested Fiscal Year 1952-53	Allowed Fiscal Year 1952-53
		EXPENDITURES			
SALARIES AND WAGES	$2,343,131.01	$1,029,901.38	$2,447,100	$2,845,282	$2,835,301
Deductions					
Salary Savings	$	$	$	$ 319,386	$ 319,386
Service Charges				4,156	4,156
Total Deductions	$	$	$	$ 323,542	$ 323,542
SALARIES AND WAGES—NET	$2,343,131.01	$1,029,901.38	$2,447,100	$2,521,740	$2,511,759
MAINTENANCE AND OPERATION					
Mechanical Service					
Automobile Service	$ 109.65	$ 98.80	$ 237	$ 237	$ 237
Automotive Supplies	137.08	3.60	10	10	10
Fuel Supplies	22,099.62	9,151.10	21,350		
Office Machine Maintenance		800.00	800		
Repairs—Motor Vehicles	79.61		80	80	80
Repairs — Operating Equipment	1,021.32	10.83	230	230	230
Stores Service					
Agricultural and Livestock Services	332.50		350	700	700
Agricultural, Botanical & Animal Supp.	915.30	461.51	1,000	1,000	1,000
Analyzing, Testing and Weighing Servs.	237.60	332.80	333	333	333
Automotive Supplies	6,031.15	3,759.17	7,075	7,035	7,035
Educational and Recreational Supp.	265.51	579.80	1,425	1,425	1,425
Fire Protection Supplies	2.77				
Food and Provisions	402,534.09	230,098.43	465,480	485,780	473,830
Fuel Supplies	3,050.67	3,267.57	9,800	8,425	8,425
Furnishings & Household Supplies	43,935.03	20,538.68	35,035	41,175	41,175
Laundry and Cleaning Supplies	9,038.56	7,104.07	11,728	9,730	9,730
Medical, Surgical and Laboratory Supp.	76,343.87	41,241.55	84,135	167,919	167,919
Office Services	411.29	7.27	380	380	380
Office Supplies	1,213.74	651.18	1,260	1,325	1,325
Other Operating and Maintenance Supplies, N. O. C.	29,691.57	14,119.56	30,076	31,660	31,660
Printing and Other Reproductive Supps.	161.70	147.40	345	375	375
Postage	456.00	109.00	490	490	490
Rent—Special Equipment, N. O. C.	11.40	4.80	15	15	15
Repairs and Minor Changes		861.59	1,000	500	500
Repairs—Motor Vehicles	871.37	375.33	1,120	1,120	1,120
Repairs—Operating Equipment	514.65	581.42	800	500	500
Small Tools, Implements and Craft Supps.	3,060.29	361.79	1,320	1,370	1,370
Stationery and Forms	1,507.79	1,062.84	1,600	1,335	1,335
Wearing Apparel	15,312.96	6,842.35	16,652	20,845	20,845
Inventory—Adjustment Stores	Cr. 5,841.83				
Central Duplicating Bureau					
Stationery and Forms		11.35	400	750	750
All Other					
Auto Mileage	4,761.51	1,983.36	4,100	3,980	3,980
Board and Care—Outside	349,765.78	207,924.76	393,770	367,690	367,690
Communications	13,032.66	6,679.21	13,285	13,285	13,285
Educational and Recreational Supplies		.90	1		
Fire Protection and Rescue Service	32,111.96	14,355.08	30,056		
Furnishings and Household Supplies	225.35	14.00	14	180	180
Heat, Light and Power Services	19,826.04	9,526.06	20,480		
Inspection and Regulation Service	65.00	3.00	72	72	72

CHARITIES—OLIVE VIEW SANATORIUM—Continued

Classification	EXPENDITURES Actual Prior Year 1950-51	Actual Current Year To 1-1-52	Estimated Current Year 1951-52	Requested Fiscal Year 1952-53	Allowed Fiscal Year 1952-53
MAINTENANCE AND OPERATION —Continued					
All Other—Continued					
Insurance—Auto	605.00	260.00	520	420	420
Laundry and Cleaning Supplies		164.50	165		
Laundry, Cleaning and Waste Removal Services	21.05	10.00	20	20	20
Medical, Surgical and Laboratory Supp...	27.68	75.32	80		
Office Services	234.59	74.00	170	170	170
Office Supplies		2.10	3		
Other Operating and Maintenance Supplies, N. O. C.	15.92				
Postage	1.00				
Recreational Service	7,761.42	4,983.49	10,599	11,115	11,115
Rent—Special Equipment	18.00				
Repairs—Motor Vehicles	18.40	45.60	120	160	160
Repairs—Operating Equipment	23.95	69.47	100	100	100
Stationery and Forms	675.15	312.96	750	750	750
Transportation Services	414.00	235.00	469		
Water Service	12,069.77	7,737.05	12,550		
Wearing Apparel	534.17	256.00	500	700	700
TOTAL MAINTENANCE AND OPERATION	**$1,055,713.66**	**$ 597,295.65**	**$1,182,350**	**$1,183,386**	**$1,171,436**
Deductions:					
Meals and Maintenance furnished Employees as Compensation	$ 90,074.22	$	$	$	$
Service Charges—Olive View San.	5,804.14	1,314.31	2,600	1,055	1,055
Service Charges—Outside Medical Relief	11,618.73	7,438.06	13,000	14,400	14,400
Total Deductions	**$ 107,497.09**	**$ 8,752.37**	**$ 15,600**	**$ 15,455**	**$ 15,455**
TOTAL MAINTENANCE AND OPERATION—NET	**$ 948,216.57**	**$ 588,543.28**	**$1,166,750**	**$1,167,931**	**$1,155,981**
CAPITAL OUTLAY					
Equipment	**$ 52,248.18**	**$ 3,551.99**	**$ 34,573**	**$ 54,003**	**$ 51,145**
1 Amplifying Unit	$ 340				
1 Autotechnician	1,810				
1 Bed Elevator	60				
100 Beds, hospital	7,500				
100 Bedside Cabinets	5,000				
Books	250				
58 Chairs	1,210				
4 Clocks	40				
2 Coffee Makers	1,600				
1 Deep Freeze Cabinet	500				
1 Desk	65				
2 Dressing Carts	530				
6 Electric Motors	185				
1 Electronic Washer Control	210				
1 Engine	190				
32 Evaporation Coolers	2,400				
49 Fans	1,470				
10 Filing Cabinets	1,025				
2 Floor Polishers	190				
1 Fluoroscope	1,750				
3 Food Conveyor Carts, Electric	2,550				
1 Glove Powdering Cabinet	175				
1 Iron Roller	75				
2 Lamps	25				
36 Laundry Bag Holders	900				

CHARITIES—OLIVE VIEW SANATORIUM—Continued

Classification		EXPENDITURES Actual Prior Year 1950-51	Actual Current Year To 1-1-52	Estimated Current Year 1951-52	Requested Fiscal Year 1952-53	Allowed Fiscal Year 1952-53
CAPITAL OUTLAY—Continued						
Equipment—Continued						
2 Laundry Sorters	770					
37 Lockers	925					
2 Medicine Carts	400					
1 Microscope	525					
1 Paint Spray Outfit	1,250					
12 Park Benches	480					
1 Photolometer	120					
1 Positive Pressure Machine	400					
22 Radios	1,650					
1 Range	390					
2 Refrigerators	350					
1 Riding Sulky	65					
10 Scales	110					
1 Serological Water Bath	95					
1 Silver Washing & Drying Machine	1,030					
1 Skip Loader	290					
20 Stretchers	3,500					
30 Tables	1,890					
14 Typewriters	2,845					
1 Utility Cart	220					
2 Vacuum Cleaners	200					
1 Vegetable Cutter & Slicer	800					
2 Visio-Cardiette	1,770					
20 Water Coolers	600					
6 Water Heaters	420					
TOTAL CHARITIES—OLIVE VIEW SANATORIUM		**$3,343,595.76**	**$1,621,996.65**	**$3,648,423**	**$3,743,674**	**$3,718,885**

Charities - Harbor General Hospital

Provides in and out-patient hospital and clinic services to qualified medical indigents. Approximately 40% of its beds are devoted to the care of tuberculosis patients, and 60% to other medical patients.

APPROPRIATIONS $3,566,733

Classification	Actual Prior Year 1950-51	Actual Current Year To 1-1-52	Estimated Current Year 1951-52	Requested Fiscal Year 1952-53	Allowed Fiscal Year 1952-53
		EXPENDITURES			
SALARIES AND WAGES	$2,296,710.87	$1,058,560.45	$2,459,500	$3,337,374	$3,237,571
Less Salary Savings				246,687	344,727
SALARIES AND WAGES—NET	$2,296,710.87	$1,058,560.45	$2,459,500	$3,090,687	$2,892,844
MAINTENANCE AND OPERATION					
Mechanical Service					
Auto Service	$ 11,362.39	$ 5,371.66	$ 11,146	$ 13,596	$ 12,636
Office Machine Maintenance		1,103.00	1,103		
Repairs and Minor Changes	1,071.19	506.89	1,107	1,100	1,100
Repairs — Operating Equipment	2,274.86	770.48	1,320	1,540	1,540
Stores Service					
Agricultural, Botanical and Animal Supplies	2,139.18	1,226.72	2,327	2,200	2,200
Analyzing, Testing, Weighing Services	662.85	173.00	443	600	600
Automotive Supplies	3,923.54	2,375.94	4,953	5,731	5,330
Educational and Recreational Supplies	374.17	130.49	644	700	700
Food and Provisions	187,829.55	108,016.16	216,032	230,217	224,405
Fuel Supplies	8,879.83	2,598.94	10,447	17,325	16,629
Furnishings and Household Supplies	75,534.34	38,077.83	80,369	70,057	70,057
Inspection and Regulation Services			250	577	577
Laundry and Cleaning Supplies	4,018.45	1,696.86	3,397	3,570	3,570
Laundry, Cleaning and Waste Removal Services	1,657.20	1,704.40	1,764	1,946	1,946
Medical, Surgical and Laboratory Supp	229,677.71	145,042.00	291,817	308,152	308,152
Office Services	1,172.87	983.85	1,484	1,273	1,273
Office Supplies	2,698.48	1,450.51	2,901	2,900	2,900
Other Operating and Maintenance Supplies N. O. C.	24,513.94	10,076.47	20,838	17,775	17,775
Postage	605.00	352.00	702	800	800
Printing and Other Reproductive Supps.	804.90	659.61	1,290	1,970	1,970
Rent—Office Equipment	1,140.00	1,140.00	1,140	1,320	1,320
Rent—Special Equipment, N. O. C.	519.59	453.47	612	623	623
Repairs and Minor Changes	122.00	40.53	91		
Repairs — Operating Equipment	1,994.97	567.03	1,285	1,500	1,500
Small Tools, Implements and Craft Supps.	583.11	146.68	297	300	300
Special Services	540.00	30.00	30		
Stationery and Forms	2,240.62	1,372.98	2,609	2,700	2,700
Wearing Apparel	13,314.57	10,875.00	17,287	18,820	17,090
Inventory	Cr. 9,301.80				
Central Duplicating Bureau					
Stationery and Forms		28.77	229	800	800
All Other					
Agricultural, Botanical and Animal Supplies	332.50				
Auto Mileage	1,019.18	254.27	554	600	600
Communications	19,874.07	9,964.29	20,562	20,945	20,945
Educational Services		374.00	750	1,000	750
Fire Protection and Rescue Service	24,181.04	12,450.00	24,900		
Fuel Supplies	11,654.76	9,628.20	15,479		
Furnishings and Household Supplies	13.86	8.58	18		
Heat, Light and Power Services	14,297.55	8,114.76	16,504		
Insurance—Auto Mileage		60.00	120	180	180

CHARITIES—HARBOR GENERAL HOSPITAL—Continued

Classification	EXPENDITURES Actual Prior Year 1950-51	Actual Current Year To 1-1-52	Estimated Current Year 1951-52	Requested Fiscal Year 1952-53	Allowed Fiscal Year 1952-53
MAINTENANCE AND OPERATION —Continued					
All Other—Continued					
Laundry, Cleaning and Waste Removal Services	61,822.71	34,081.42	64,781	64,562	59,529
Medical, Surgical and Laboratory Supp...	195.86	33.25	93	100	100
Office Services	165.39	36.02	146	360	360
Other Operating and Maintenance Supplies, N. O. C.	15.60	.73	1		
Recreation Services	1,000.00				
Rent—Motor Vehicles	580.00	128.50	518	550	550
Repairs and Minor Changes	1,882.77		2,640	2,975	2,975
Special Services	60.14	34.15	134	200	200
Stationery and Forms	4,784.24	1,793.01	4,193	4,400	4,400
Transportation Services	501.00	284.00	568		
Traveling Expense		113.85	114		
Water Service	3,562.75	2,506.55	5,113		
TOTAL MAINTENANCE AND OPERATION	**$ 716,296.94**	**$ 416,836.85**	**$ 835,102**	**$ 803,964**	**$ 789,082**
Deductions					
Service Charges	$ 97,758.51	$ 34,841.76	$ 69,684	$ 111,437	$ 110,964
Meals and Maintenance Furnished Employees as Compensation	25,428.95	7,976.97	15,954	20,512	15,384
Total Deductions	**$ 123,187.46**	**$ 42,818.73**	**$ 85,638**	**$ 131,949**	**$ 126,348**
TOTAL MAINTENANCE AND OPERATION—NET	**$ 593,109.48**	**$ 374,018.12**	**$ 749,464**	**$ 672,015**	**$ 662,734**
CAPITAL OUTLAY					
Equipment	**$ 38,133.25**	**$ 27,424.08**	**$ 39,251**	**$ 12,669**	**$ 11,155**
1 Adding Machine	$ 365				
1 Bookcase, sectional	60				
Books	1,000				
10 Carts	968				
19 Chairs	580				
1 Cleaner, Spark Plug	7				
10 Clocks, Electric	100				
1 Deodorizer	75				
13 Desks	1,600				
3 File Cabinets	694				
1 Hammer, Electric	197				
2 Heaters, Electric	238				
2 Lamps, Infra-red	124				
1 Motor Assembly, Oxygen tent	115				
1 Range, Gas	200				
1 Reseating Outfit, Valve	258				
1 Sander, Disc	89				
Shelving	340				
12 Shelving Units	568				
2 Stools	50				
1 Table	55				
2 Transformers	601				
6 Typewriters	1,245				
1 Vent and Exhaust Fan Assembly	225				
1 Volt-Ampere Tester	80				
5 Water Coolers	200				
1 Wheel Chair	145				
1 Whirlpool Bath	976				
TOTAL CHARITIES — HARBOR GENERAL HOSPITAL	**$2,927,953.60**	**$1,460,002.65**	**$3,248,215**	**$3,775,371**	**$3,566,733**

Charities - Long Beach General Hospital

Provides care for persons afflicted with tuberculosis who are financially unable to furnish their own care.

APPROPRIATIONS $1,072,421

Classification	EXPENDITURES Actual Prior Year 1950-51	Actual Current Year To 1-1-52	Estimated Current Year 1951-52	Requested Fiscal Year 1952-53	Allowed Fiscal Year 1952-53
SALARIES AND WAGES	$ 628,213.19	$ 288,374.79	$ 687,700	$ 953,230	$ 907,138
Deductions					
Salary Savings	$	$	$	$ 98,183	$ 104,421
Service Charges				12,252	
Total Deductions	$	$	$	$ 110,435	$ 104,421
SALARIES AND WAGES—NET	$ 628,213.19	$ 288,374.79	$ 687,700	$ 842,795	$ 802,717
MAINTENANCE AND OPERATION					
Mechanical Service					
Auto Service	$ 4,834.32	$ 2,087.72	$ 4,862	$ 5,373	$ 5,373
Office Machine Maintenance	496.00	493.00	493		
Repairs and Minor Changes	243.90	127.40	600	600	600
Repairs — Operating Equipment	66.72	232.63	400	400	400
Stores Service					
Agricultural, Botanical and Animal Supp.	304.76	363.68	750	550	550
Analyzing, Testing and Weighing Services	93.60	145.60	146	208	208
Automotive Supplies	146.29	.14	100	100	100
Educational and Recreational Supplies		8.52	134	150	150
Fire Protection Supplies	150.00		100	100	100
Food and Provisions	79,402.78	55,042.74	123,216	137,529	134,146
Fuel Supplies	9,407.47	5,054.91	12,411	13,127	13,127
Furnishings and Household Supplies	20,905.94	6,815.60	13,600	13,938	13,938
Inspection and Regulation Services	37.77		75	75	75
Laundry and Cleaning Supplies	3,017.14	980.35	2,050	2,156	2,156
Laundry, Cleaning and Waste Removal Services	420.00	420.00	420	420	420
Medical, Surgical and Laboratory Supp.	21,049.14	11,997.38	27,137	28,534	28,534
Office Services	89.43	32.50	100	100	100
Office Supplies	506.47	287.91	600	600	600
Other Operating and Maintenance Supplies, N. O. C.	15,004.74	5,405.97	10,000	10,000	10,000
Postage	49.75		300	300	300
Printing and Other Reproductive Supps.	107.72	76.11	150	150	150
Rent—Special Equipment		6.00	42	72	72
Repairs and Minor Changes	75.14		131	150	150
Repairs — Operating Equipment	295.74	135.09	500	500	500
Small Tools, Implements and Craft Supps.	173.67	214.43	500	500	500
Stationery and Forms	782.02	174.28	1,200	1,079	1,079
Wearing Apparel	3,190.75	2,929.69	3,992	3,527	3,527
Central Duplicating Bureau					
Stationery and Forms		28.73	200	400	400
All Other					
Agricultural, Botanical & Animal Supplies	503.00		50	50	50
Auto Mileage	866.61	444.35	1,019	1,200	1,200
Communications	3,833.33	2,151.50	4,302	4,857	4,857
Educational and Recreational Services	4,214.05	2,296.00	4,592	5,026	5,026
Furnishings and Household Supplies	5.70	15.53	100	100	100
Heat, Light and Power Services	9,075.81	4,740.62	10,360		
Insurance—Auto Mileage	225.00	120.00	270	300	300
Laundry, Cleaning and Waste Removal Services	11,762.37	5,364.85	11,245	11,847	10,792
Office Services	23.35		50	56	56
Other Operating and Maintenance Supplies, N. O. C.	12.26				

CHARITIES—LONG BEACH GENERAL HOSPITAL—Continued

Classification	EXPENDITURES Actual Prior Year 1950-51	Actual Current Year To 1-1-52	Estimated Current Year 1951-52	Requested Fiscal Year 1952-53	Allowed Fiscal Year 1952-53
MAINTENANCE & OPERATION—Continued					
All Other—Continued					
Rent—Lease Contracts	6.55	1.00	7		
Repairs and Minor Changes		350.00	350	350	350
Repairs—Operating Equipment	50.78	32.50	150	150	150
Special Services	33.33	200.00	200	200	200
Stationery and Forms	797.56	110.50	450	500	500
Transportation Services	75.00	43.00	85		
Travel Expense		25.00	50	50	50
Water Service	1,693.08	1,245.30	2,677		
TOTAL MAINTENANCE AND OPERATION	**$ 194,029.04**	**$ 110,200.53**	**$ 240,166**	**$ 245,324**	**$ 240,886**
Less Service Charges	14,605.82	3,917.90	7,000	3,000	3,000
TOTAL MAINTENANCE AND OPERATION—NET	**$ 179,423.22**	**$ 106,282.63**	**$ 233,166**	**$ 242,324**	**$ 237,886**
CAPITAL OUTLAY					
Equipment	**$ 10,336.31**	**$ 1,419.05**	**$ 6,008**	**$ 61,973**	**$ 31,818**
Books	$ 200				
8 Cabinet Files	874				
9 Carts	1,519				
52 Chairs	456				
3 Cleaners, Vacuum	294				
1 Compressor	400				
3 Conveyors	2,318				
4 Desks	685				
1 Dishwashing Machine	9,717				
1 Drill	78				
1 Drive, Electric Power	309				
8 Fans	244				
1 Griddle	166				
1 Grinder	164				
1 Ice Machine	875				
1 Kettle, Fry	298				
10 Lamps	1,047				
5 Lockers	168				
1 Oven	4,593				
3 Polishers, Floor	425				
1 Peeler, Potato	445				
1 Pump	202				
1 Radio	300				
1 Sink	87				
1 Slicing Machine	850				
1 Sprayer	451				
1 Steakmaker	304				
1 Sterilizer	2,184				
1 Still, Water	778				
5 Stools	75				
1 Sewing Machine	648				
2 Typewriters	635				
1 Stopwatch	29				
TOTAL CHARITIES—LONG BEACH GENERAL HOSPITAL	**$ 817,972.72**	**$ 396,076.47**	**$ 926,874**	**$1,147,092**	**$1,072,421**

Charities—Acton Camp

A Camp for chronic and convalescent adult, male, ambulatory patients, and a number of adult, male, chronic bed patients, transferred from other facilities of the Department for care.

APPROPRIATIONS $167,697

Classification	EXPENDITURES Actual Prior Year 1950-51	Actual Current Year To 1-1-52	Estimated Current Year 1951-52	Requested Fiscal Year 1952-53	Allowed Fiscal Year 1952-53
SALARIES AND WAGES	$ 55,062.38	$ 23,409.60	$ 58,100	$ 83,654	$ 64,912
Less Salary Savings				4,494	2,988
SALARIES AND WAGES—NET	$ 55,062.38	$ 23,409.60	$ 58,100	$ 79,160	$ 61,924
MAINTENANCE AND OPERATION					
Mechanical Service					
Office Machine Maintenance	$	$ 76.00	$ 76	$	$
Rent—Motor Vehicles	113.30				
Repairs—Motor Vehicles	694.51	12.49	200	200	
Repairs — Operating Equipment		120.25	148	148	148
Stores Service					
Agricultural, Botanical & Animal Supp.	610.82	238.23	700	700	500
Automotive Supplies	2,111.68	736.32	2,400	2,400	2,200
Food and Provisions	51,588.74	22,400.38	48,800	52,561	50,580
Fuel Supplies	9,377.04	4,028.17	12,000	12,000	10,000
Furnishings and Household Supplies	8,420.91	1,624.91	5,740	5,740	5,000
Laundry and Cleaning Supplies	1,222.39	521.97	1,200	1,200	1,200
Medical, Surgical and Laboratory Supp.	857.62	267.02	800	800	500
Office Supplies	263.83	61.71	150	150	150
Other Operating and Maintenance Supplies, N. O. C.	4,403.96	1,297.38	3,400	3,400	3,400
Postage	105.00	45.00	125	125	125
Rent—Special Equipment, N. O. C.	1,117.50	585.00	877	600	560
Repairs and Minor Changes	590.00	790.76	2,500	2,500	2,000
Repairs—Motor Vehicles	288.80	110.51	250	250	250
Repairs—Operating Equipment	922.06	495.27	500	500	400
Small Tools, Implements and Craft Supps.	1,249.56	305.25	1,600	1,600	1,200
Stationery and Forms		67.65	75		
Wearing Apparel	8,040.73	3,794.07	8,000	8,000	8,000
Central Duplicating Bureau					
Stationery and Forms				100	75
All Other					
Auto Mileage	326.79	127.88	500	500	350
Auto Service	71.94				
Communications	851.59	371.64	900		
Food and Provisions	9,618.52	4,507.50	10,015	17,284	13,350
Heat, Light and Power Services	4,313.68	2,039.21	5,000		
Laundry, Cleaning and Waste Removal Services	1,989.14	813.80	2,300	2,300	2,000
Medical, Surgical and Laboratory Supps.	986.94	46.66	100		
Other Operating and Maintenance Supplies, N. O. C.	133.52				
Professional and Expert Services	955.00	579.50	1,000	1,800	1,800
Recreation Services	300.00	150.00	300	300	300
Rent—Special Equipment, N. O. C.	12.24				
Special Services	66.45	31.63	100	100	75
Stationery and Forms	199.73	65.63	150	150	150
TOTAL MAINTENANCE AND OPERATION	$ 111,803.99	$ 46,311.79	$ 109,906	$ 115,408	$ 104,313
Less Service Charges	1,417.37	314.38	1,140	1,190	290
TOTAL MAINTENANCE AND OPERATION—NET	$ 110,386.62	$ 45,997.41	$ 108,766	$ 114,218	$ 104,023

CHARITIES—ACTON CAMP—Continued

Classification		EXPENDITURES Actual Prior Year 1950-51	Actual Current Year To 1-1-52	Estimated Current Year 1951-52	Requested Fiscal Year 1952-53	Allowed Fiscal Year 1952-53
CAPITAL OUTLAY						
Equipment	$	2,439.11	$ 162.87	$ 640	$ 3,925	$ 1,750
95 Chairs	$ 725					
1 Charger, battery	75					
1 Fan	15					
1 Grindstone	75					
2 Heaters, Water	350					
1 Jack	125					
2 Machines, Washing	300					
1 Mower, lawn	25					
3 Tables	30					
4 Typewriter Stands	30					
TOTAL CHARITIES—ACTON CAMP	$	167,888.11	$ 69,569.88	$ 167,506	$ 197,303	$ 167,697

Charities—Warm Springs Camp

A camp for chronic and convalescent male, adult, ambulatory patients, transferred from other facilities of the Department for care.

APPROPRIATIONS $96,657

Classification	EXPENDITURES Actual Prior Year 1950-51	Actual Current Year To 1-1-52	Estimated Current Year 1951-52	Requested Fiscal Year 1952-53	Allowed Fiscal Year 1952-53
SALARIES AND WAGES	$ 30,893.31	$ 14,330.43	$ 32,800	$ 37,443	$ 34,901
Less Salary Savings				1,116	1,290
SALARIES AND WAGES—NET	$ 30,893.31	$ 14,330.43	$ 32,800	$ 36,327	$ 33,611
MAINTENANCE AND OPERATION					
Mechanical Service					
Auto Service	$	$	$	$ 300	$ 300
Office Machine Maintenance	47.00	47.00	47		
Repairs—Motor Vehicles		118.36	300	300	170
Repairs — Operating Equipment	100.20				
Rent—Special Equipment, N. O. C.		230.82	300		
Stores Service					
Agricultural, Botanical and Animal Supplies		16.63	75	75	50
Automotive Supplies	1,121.28	420.31	1,500	1,500	1,200
Fire Protection Supplies		44.57	200	200	100
Food and Provisions	42,210.55	12,474.00	30,000	44,341	32,032
Fuel Supplies	3,066.57	1,045.03	2,310	2,310	2,310
Furnishings and Household Supplies	3,991.18	419.24	3,000	4,000	3,000
Laundry and Cleaning Supplies	1,053.47	240.02	1,000	1,000	900
Laundry, Cleaning and Waste Removal Services		80.00	300	500	300
Medical, Surgical and Laboratory Supp...		108.74	200	200	200
Office Supplies	224.36	139.51	200	200	200
Other Operating and Maintenance Supplies, N. O. C.	3,256.17	997.66	2,000	2,000	2,000
Postage	141.00	30.00	250	250	250
Rent—Special Equipment, N. O. C.	4,097.21	234.48	676	676	600
Repairs — Operating Equipment	112.87	234.14	250	250	200
Small Tools, Implements and Craft Supps.	403.07	28.95	400	400	400
Wearing Apparel	5,153.75	158.14	8,000	8,000	6,000
All Other					
Auto Service	778.95	350.74	650		
Auto Supplies		7.41	50	50	
Communications	312.31	112.41	300		
Food and Provisions	7,164.93	2,464.99	6,200	12,754	8,610
Furnishings and Household Supplies	16.25	84.75	85	60	60
Heat, Light and Power Services	2,928.06	1,851.00	3,850		
Laundry, Cleaning and Waste Removal Services	1,629.11	530.95	1,250	1,800	1,600
Medical, Surgical and Laboratory Supps...	204.61	20.46	120	160	160
Professional and Expert Services	322.17	92.55	300	300	300
Recreational Services		300.00	300	300	300
Repairs—Motor Vehicles	108.52	227.51	228		
Stationery and Forms	87.53	21.25	120	150	150
Wearing Apparel	179.60	25.20	80	340	200
TOTAL MAINTENANCE AND OPERATION	$ 78,710.72	$ 23,156.82	$ 64,541	$ 82,416	$ 61,592

CHARITIES—WARM SPRINGS CAMP—Continued

Classification	EXPENDITURES Actual Prior Year 1950-51	Actual Current Year To 1-1-52	Estimated Current Year 1951-52	Requested Fiscal Year 1952-53	Allowed Fiscal Year 1952-53
CAPITAL OUTLAY					
Equipment	$ 4,579.19	$ 106.30	$ 2,661	$ 6,382	$ 1,454
3 Clocks, Electric	$ 19				
4 Files	44				
1 Hair Clipper	36				
1 Washing Machine	320				
1 Water Softener	1,035				
TOTAL CHARITIES — WARM SPRINGS CAMP	$ 114,183.22	$ 37,593.55	$ 100,002	$ 125,125	$ 96,657

Charities-Medical Research Funds

This appropriation represents donations from private, non-profit organizations for medical research, and collections from pay patients who are billed the value of professional services of Attending Staff members who donate their services to the County. By agreement between the Board of Supervisors and The Attending Staff Association, all donations and collections are deposited into the Medical Research Fund. Appropriations are made during each year from the fund by the Board of Supervisors for specific research projects.

APPROPRIATIONS $290,000

Classification	EXPENDITURES				
	Actual Prior Year 1950-51	Actual Current Year To 1-1-52	Estimated Current Year 1951-52	Requested Fiscal Year 1952-53	Allowed Fiscal Year 1952-53
MAINTENANCE AND OPERATION					
Medical Research Fund No. 1—General Hospital					
Services and Supplies	$ 82,399.29	$ 145,023.25	$ 185,000	$ 250,000	$ 250,000
Medical Research Fund No. 2—Osteopathic Hospital					
Services and Supplies				30,000	30,000
Medical Research Fund No. 3—Harbor General Hospital					
Services and Supplies				10,000	10,000
TOTAL CHARITIES—MEDICAL RESEARCH FUNDS	**$ 82,399.29**	**$ 145,023.25**	**$ 185,000**	**$ 290,000**	**$ 290,000**

Charities—Public Assistance

Provides for the administration of material relief to families and single persons in their own homes, or boarding homes, as distinguished from medical care and treatment in the hospitals. This Bureau is responsible for the care of the County's relief load and for the administration of the assistance programs for Needy Children and for Aged, Needy Blind, Partially Self-Supporting Blind persons.

APPROPRIATIONS $9,132,073

Classification	EXPENDITURES Actual Prior Year 1950-51	Actual Current Year To 1-1-52	Estimated Current Year 1951-52	Requested Fiscal Year 1952-53	Allowed Fiscal Year 1952-53
SALARIES AND WAGES	$7,811,587.04	$3,490,856.56	$9,084,100	$9,757,874	$9,594,495
Deductions					
Salary Savings	$	$	$	$ 728,752	$1,069,696
Service Charges				792	792
Total Deductions	$	$	$	$ 729,544	$1,070,488
SALARIES AND WAGES—NET	$7,811,587.04	$3,490,856.56	$9,084,100	$9,028,330	$8,524,007
MAINTENANCE AND OPERATION					
Mechanical Service					
Auto Service	$ 16,412.43	$ 6,326.44	$ 15,554	$ 17,303	$ 17,303
Heat, Light and Power Services	6,810.92	1,864.32	6,497		
Office Machine Maintenance	13,611.00	16,067.00	32,135		
Repairs and Minor Changes	14,948.83	7,114.59	22,835	72,892	52,932
Repairs — Operating Equipment	5,089.69	597.54	700	700	700
Water Service	675.72	255.42	777		
Stores Service					
Communications	170.00		100		
Furnishings & Household Supplies	10,327.08	4,566.03	13,022	14,526	14,526
Laundry and Cleaning Supplies	3,752.92	402.98	2,941	3,150	3,150
Laundry, Cleaning and Waste Removal Services	1,450.50	414.27	838	795	795
Medical, Surgical and Laboratory Supplies		450.17	500	200	200
Office Services	7,323.07	9,698.19	33,801	5,557	5,557
Office Supplies	34,230.85	8,769.86	26,498	27,430	26,862
Other Operating and Maintenance Supplies, N. O. C.	1,981.16	1,147.64	1,779	1,540	1,540
Postage	27,100.31	5,953.92	21,393	24,231	23,953
Public Office and Court Service	63.82				
Rent—Office Equipment	29,637.96	9,927.53	30,823	32,008	32,008
Repairs—Operating Equipment	10,563.09	1,454.08	10,000	10,000	10,000
Stationery and Forms	60,107.51	24,026.57	53,137	52,030	50,909
Transportation Services	1,285.00		79	150	110
Inventory	Cr. 3,874.29				
Central Duplicating Bureau					
Stationery and Forms		1,350.98	4,800	6,000	6,000
All Other					
Administrative Services	17,154.00	6,133.00	19,021		
Auto Mileage	114,441.76	47,127.71	111,720	113,240	113,240
Communications	204,513.70	57,539.45	212,793	14,661	14,661
Furnishings & Household Supplies	268.09	58.12	300	300	300
Heat, Light and Power Services	42,154.79	14,356.67	43,831		
Insurance—Auto Mileage	37,843.48	15,785.00	37,510	41,029	41,029
Laundry and Cleaning Supplies	361.44	45.74	275	40	
Laundry, Cleaning and Waste Removal Services	6,486.93	1,989.27	5,796	64	64

CHARITIES—PUBLIC ASSISTANCE—Continued

Classification	Actual Prior Year 1950-51	Actual Current Year To 1-1-52	Estimated Current Year 1951-52	Requested Fiscal Year 1952-53	Allowed Fiscal Year 1952-53
	EXPENDITURES				
MAINTENANCE AND OPERATION—Continued					
All Other—Continued					
Medical, Surgical and Laboratory Supps...	31.82	11.84	20		
Office Services	22,310.11	10,885.08	26,618	7,539	7,482
Office Supplies	179.68				
Other Operating and Maintenance Supplies N. O. C.	15.39	4.00	4		
Postage	41,090.64	25,772.93	62,531	70,830	69,981
Professional & Expert Services	35,150.00	10,600.00	30,280	32,365	31,525
Public Office and Court Service	1,503.99	674.94	2,000	2,000	2,000
Rent—Buildings and Offices	338,731.89	168,202.46	352,949		
Repairs and Minor Changes	509.69	75.96	85		
Special Services	7,313.97	4,281.96	14,450		
Stationery and Forms	5,893.57	1,675.49	4,600	5,360	5,360
Storage—Motor Vehicles	324.19	2,000.00	8,400		
Subsistence and Care of Persons	331.54	157.86	350	350	350
Transportation, Local	5,064.82	1,343.39	6,238	6,831	6,642
Transportation Services	250.18	125.84	325	325	325
Traveling Expense	1,234.03	411.03	850	850	850
Water Service	1,980.56	1,095.77	2,515		
TOTAL MAINTENANCE AND OPERATION	**$1,126,807.83**	**$ 470,741.04**	**$1,221,670**	**$ 564,296**	**$ 540,354**
Less Service Charges	23,689.22	11,062.46	51,773	28,002	28,002
TOTAL MAINTENANCE AND OPERATION—NET	**$1,103,118.61**	**$ 459,678.58**	**$1,169,897**	**$ 536,294**	**$ 512,352**
CAPITAL OUTLAY					
Equipment	**$ 273,335.26**	**$ 1,649.54**	**$ 26,905**	**$ 125,479**	**$ 95,714**
20 Ash Stands	$ 200				
6 Blackboards	30				
Books	225				
6 Bulletin Boards	30				
102 Chairs	2,130				
6 Clocks, Electric	60				
25 Costumers	375				
42 Desks	3,270				
58 Dictators, Disc Type	25,200				
1 Drill, Electric	50				
20 Fans	600				
71 Filing Cabinets	12,182				
50 Filing Racks	650				
4 Hand Trucks	190				
9 Heaters	375				
1 Master Revolving Card File	75				
2 Polishers and Waxers	400				
5 Racks	121				
3 Stands	75				
50 Tables	2,358				
78 Transcribers	29,250				
21 Trays	855				
26 Typestands	780				
100 Typewriters	15,875				
2 Vacuum Cleaner with Attachments	150				
1 Wheeldex File, Single	208				
TOTAL CHARITIES — PUBLIC ASSISTANCE	**$9,188,040.91**	**$3,952,184.68**	**$10,280,902**	**$9,690,103**	**$9,132,073**

Welfare Inventory Account

An operating account for supplies furnished to Indigent Aid and Aid to Needy Children recipients, and other County Departments from the Bureau of Public Assistance Welfare Store. The value of the supplies furnished are charged to the individual aid appropriations, and to the various other County departments and credited to this account.

Classification	EXPENDITURES Actual Prior Year 1950-51	Actual Current Year To 1-1-52	Estimated Current Year 1951-52	Requested Fiscal Year 1952-53	Allowed Fiscal Year 1952-53
MAINTENANCE AND OPERATION					
Furnishings and Household Supplies	$	$	$	$ 74,065	$ 74,065
Medical, Surgical and Laboratory Supplies				597	597
P.T.A. Subsidy				25,000	25,000
Wearing Apparel				149,310	148,010
TOTAL MAINTENANCE AND OPERATION	$	$	$	$ 248,972	$ 247,672
Less Service Charges				248,972	247,672
TOTAL WELFARE INVENTORY ACCOUNT—NET	$	$	$	$	$

Indigent Aid

An appropriation for material relief to indigent persons as required by the Welfare and Institutions Code. All aid granted from this appropriation to persons owning property is secured by a lien against the property and is subject to collection from either the recipient or his financially responsible relatives at such time as he or they are financially able to make repayment.

APPROPRIATIONS $7,900,977

Classification	EXPENDITURES Actual Prior Year 1950-51	Actual Current Year To 1-1-52	Estimated Current Year 1951-52	Requested Fiscal Year 1952-53	Allowed Fiscal Year 1952-53
MAINTENANCE AND OPERATION					
Stores Service					
Aid to Indigents	$ 244,338.56	$ 61,879.96	$ 221,166	$	$
All Other					
Aid to Indigents	8,741,279.29	3,630,245.07	7,523,895	7,902,923	7,902,923
TOTAL MAINTENANCE AND OPERATION	$8,985,617.85	$3,692,125.03	$7,745,061	$7,902,923	$7,902,923
Less Service Charges	142,004.99	48,697.19	157,170	1,946	1,946
TOTAL INDIGENT AID—NET	$8,843,612.86	$3,643,427.84	$7,587,891	$7,900,977	$7,900,977

Aid to Needy Children

An appropriation for relief of children who are eligible under the State and Federal law. This program is administered by the County and supported from Federal, State and County funds.

APPROPRIATIONS $29,534,411

Classification	EXPENDITURES Actual Prior Year 1950-51	Actual Current Year To 1-1-52	Estimated Current Year 1951-52	Requested Fiscal Year 1952-53	Allowed Fiscal Year 1952-53
MAINTENANCE AND OPERATION					
Board and Care	$ 1,133,198.98	$ 530,539.73	$ 1,299,357	$ 1,364,157	$ 1,364,157
Household Cases	27,191,257.38	13,964,271.64	28,228,279	29,739,544	28,170,254
TOTAL MAINTENANCE AND OPERATION	$28,324,456.36	$14,494,811.37	$29,527,636	$31,103,701	$29,534,411
Less Service Charges	51,846.23	17,947.10	53,512		
TOTAL AID TO NEEDY CHILDREN—NET	$28,272,610.13	$14,476,864.27	$29,474,124	$31,103,701	$29,534,411

Aid to Needy Blind

An appropriation for relief of needy blind persons who meet the requirements of the Federal Social Security Law and State regulations. The program, administered by the County, is supported from Federal, State and County Funds

APPROPRIATIONS $4,932,663

Classification	EXPENDITURES Actual Prior Year 1950-51	Actual Current Year To 1-1-52	Estimated Current Year 1951-52	Requested Fiscal Year 1952-53	Allowed Fiscal Year 1952-53
MAINTENANCE AND OPERATION					
Cash Aid	$4,411,222.93	$2,329,790.00	$4,719,151	$4,999,127	$4,932,663

Aid to Partially Self-Supporting Blind

An appropriation for relief of blind persons who are engaged in a program to achieve self-support and who are eligible under the State law. The program, administered by the County, is supported from State and County funds.

APPROPRIATIONS $234,797

Classification	EXPENDITURES				
	Actual Prior Year 1950-51	Actual Current Year To 1-1-52	Estimated Current Year 1951-52	Requested Fiscal Year 1952-53	Allowed Fiscal Year 1952-53
MAINTENANCE AND OPERATION					
Cash Aid	$ 275,913.35	$ 111,586.12	$ 226,469	$ 235,620	$ 234,797

Old Age Assistance

An appropriation for the relief of needy aged persons eligible under the State and Federal law. The program, administered by the County, is financed from Federal, State and County funds.

APPROPRIATIONS $96,103,804

Classification	EXPENDITURES				
	Actual Prior Year 1950-51	Actual Current Year To 1-1-52	Estimated Current Year 1951-52	Requested Fiscal Year 1952-53	Allowed Fiscal Year 1952-53
MAINTENANCE AND OPERATION					
Cash Aid	$97,829,146.09	$48,306,967.42	$96,629,444	$97,800,236	$96,103,804

Public Welfare Commission

The Public Welfare Commission consists of nine citizens appointed by members of the Board of Supervisors. The Commission serves as both an agent of the State and of the Board of Supervisors. As an agent of the State Department of Social Welfare, its staff administers the inspection, licensing and supervision of boarding homes for children and aged where fifteen or less persons are receiving care. This program is paid for by the State. As an agent of the Board of Supervisors, the Commission inspects and reports conditions at County institutions, holds hearings and makes recommendations to the Board on applications to conduct dances, shows, operate billiard halls, and solicit funds for charity, in unincorporated areas.

APPROPRIATIONS $253,289

Classification	EXPENDITURES				
	Actual Prior Year 1950-51	Actual Current Year To 1-1-52	Estimated Current Year 1951-52	Requested Fiscal Year 1952-53	Allowed Fiscal Year 1952-53
SALARIES AND WAGES	$ 180,629.79	$ 82,294.78	$ 211,700	$ 327,494	$ 265,442
Less Salary Savings				51,432	33,168
SALARIES AND WAGES—NET	$ 180,629.79	$ 82,294.78	$ 211,700	$ 276,062	$ 232,274
MAINTENANCE AND OPERATION					
Mechanical Service					
Auto Service	$ 475.75	$ 117.96	$ 600	$ 600	$ 600
Office Machine Maintenance	737.00	848.00	848	848	
Repairs and Minor Changes	457.54	5.68	550	250	
Repairs — Operating Equipment	39.28	30.02	50	150	150
Stores Service					
Office Services	37.94	16.00	40	52	52
Office Supplies	1,023.36	705.11	800	1,300	1,300
Postage	1,025.79	288.00	1,400	1,918	1,918
Printing & Other Reproductive Supplies	368.56	194.95	200	100	100
Reports & Bulletins—Departmental	5.98			100	100
Stationery and Forms	560.76	201.92	1,000	1,370	600
Central Duplicating Bureau					
Stationery and Forms		48.63	100	500	500
All Other					
Auto Mileage	7,684.67	3,223.01	10,650	15,945	11,450
Communication	1.60			5	5
Insurance—Auto Mileage	1,545.00	595.00	1,860	2,880	1,860
Office Services	1,212.40	471.21	1,300	1,300	1,300
Subsistence and Care of Persons	101.87	24.65	100	100	100
Transportation, Local	31.35	6.82	60	60	60
Transportation Services	214.00	121.00	242		
Traveling Expenses		127.95	200	200	
TOTAL MAINTENANCE AND OPERATION	$ 15,522.85	$ 7,025.91	$ 20,000	$ 27,678	$ 20,095
CAPITAL OUTLAY					
Equipment	$ 3,014.05	$	$ 60	$ 3,895	$ 920
1 Chair $ 30					
1 Desk 100					
1 Dictating Machine 450					
4 Filing Cabinets 340					
TOTAL PUBLIC WELFARE COMMISSION	$ 199,166.69	$ 89,320.69	$ 231,760	$ 307,635	$ 253,289

State Hospitals

Payments to the State of California for the care and maintenance of harmless and criminal insane persons from Los Angeles County who are committed to the various State hospitals by the courts. Mandatory.

APPROPRIATIONS $479,520

Classification	EXPENDITURES Actual Prior Year 1950-51	Actual Current Year To 1-1-52	Estimated Current Year 1951-52	Requested Fiscal Year 1952-53	Allowed Fiscal Year 1952-53
MAINTENANCE AND OPERATION					
Agnew	$	$	$	$ 120	$
Camarillo	8,883.86	4,208.13	9,900	10,080	10,080
Mendocino	2,167.33	1,306.43	3,300	3,360	3,360
Norwalk	3,780.94	1,013.02	3,000	3,360	2,880
Pacific Colony	311,347.05	129,788.70	309,600	312,000	312,000
Patton	7,638.87	1,966.42	4,800	4,800	4,800
Sonoma	24,014.73	10,807.59	26,000	30,000	26,400
DeWitt	46,481.41	18,042.74	43,100	50,000	43,200
Modesto	75,001.89	32,345.93	77,400	76,800	76,800
TOTAL STATE HOSPITALS	**$ 479,316.08**	**$ 199,478.96**	**$ 477,100**	**$ 490,520**	**$ 479,520**

State Reform Schools

Payments to State of California for care and maintenance of persons from Los Angeles County who are committed to the Youth Authority for placement in correctional schools and camps under its jurisdiction. Mandatory.

APPROPRIATIONS $170,000

Classification	EXPENDITURES Actual Prior Year 1950-51	Actual Current Year To 1-1-52	Estimated Current Year 1951-52	Requested Fiscal Year 1952-53	Allowed Fiscal Year 1952-53
MAINTENANCE AND OPERATION					
Youth Authority	$ 167,935.02	$ 68,172.67	$ 164,000	$ 185,000	$ 170,000

Mental Health Department - Court Wards

Under order of the Judge of the Superior Court, the budget of this department is expended in providing care for patients adjudged mentally ill, as defined in the Welfare and Institutions Code, who have been found to be in need of custodial care or treatment leading to rehabilitation, but without sufficient funds or relatives responsible for their maintenance able to pay for sanitarium care. Also provides payment for custodial care of harmless, senile patients who are not committed to state hospitals but are placed in private sanatoria.

APPROPRIATIONS $855,341

Classification	EXPENDITURES Actual Prior Year 1950-51	Actual Current Year To 1-1-52	Estimated Current Year 1951-52	Requested Fiscal Year 1952-53	Allowed Fiscal Year 1952-53
MAINTENANCE AND OPERATION					
Board and Care	$ 404,515.61	$ 242,996.43	$ 736,000	$1,170,000	$ 831,500
Cash				50	50
Cemetery and Interment Expense	50.00				
Communication	260.91	57.59	193	400	400
Medical, Surgical and Laboratory Supplies	3,555.74	1,359.78	5,140	8,160	7,300
Office Services	21.28	2.71	6	10	10
Postage	3.89	1.00	6	12	12
Professional and Expert Services	211.11	17.00	40	200	200
Rent—Motor Vehicles		162.00	531	844	844
Subsistence and Care of Persons		1.00	1		
Stationery and Forms		6.07	7		
Transportation, Local	29.93	2.00	7	25	25
Wearing Apparel	4,905.59	3,012.91	13,580	21,568	15,000
TOTAL MENTAL HEALTH DEPARTMENT—COURT WARDS	$ 413,554.06	$ 247,618.49	$ 755,511	$1,201,269	$ 855,341

California School for Deaf and Blind

Part of the school system of the state. Has for its object the education of the deaf and blind who, by reason of their infirmity, cannot be taught in the public schools. Located at Berkeley, California. Appropriation mandatory.

APPROPRIATIONS $1,300

Classification	EXPENDITURES Actual Prior Year 1950-51	Actual Current Year To 1-1-52	Estimated Current Year 1951-52	Requested Fiscal Year 1952-53	Allowed Fiscal Year 1952-53
MAINTENANCE AND OPERATION					
Cash	$ 1,054.23	$	$ 1,200	$ 1,300	$ 1,300

Alcoholic Clinic

To establish a clinic center for the study, treatment and rehabilitation of alcoholics.

Classification	EXPENDITURES				
	Actual Prior Year 1950-51	Actual Current Year To 1-1-52	Estimated Current Year 1951-52	Requested Fiscal Year 1952-53	Allowed Fiscal Year 1952-53
MAINTENANCE AND OPERATION					
Special Services	$	$	$	$ 30,000	$

Jail

Under supervision of the Sheriff, this division is responsible for the custody of prisoners while incarcerated in the main security jail and provides food, sanitation, medical treatment and other necessities for their health and welfare while so confined.

APPROPRIATIONS $1,571,671

Classification	EXPENDITURES Actual Prior Year 1950-51	Actual Current Year To 1-1-52	Estimated Current Year 1951-52	Requested Fiscal Year 1952-53	Allowed Fiscal Year 1952-53
SALARIES AND WAGES	$ 894,283.40	$ 415,339.34	$1,011,600	$1,042,885	$ 972,696
Less Salary Savings				39,883	59,500
SALARIES AND WAGES—NET	$ 894,283.40	$ 415,339.34	$1,011,600	$1,003,002	$ 913,196
MAINTENANCE AND OPERATION					
Mechanical Service					
Auto Service	$	$ 164.92	$ 350	$ 400	$ 400
Heat, Light and Power Services	14,186.12	7,499.87	17,000	16,500	
Office Machine Maintenance		591.00	591	591	
Repairs and Minor Changes	40,322.52	28,227.51	45,000	56,418	10,066
Repairs — Operating Equipment	19,796.67	11,055.63	20,000	19,626	19,376
Water Service	5,898.63	3,126.28	6,500	6,500	
Stores Service					
Educational and Recreational Supplies		25.71	26		
Food and Provisions	325,218.40	200,591.65	414,500	478,482	437,049
Furnishings and Household Supplies	18,142.64	9,063.73	21,000	24,000	22,000
Laundry and Cleaning Supplies	12,061.89	6,887.01	14,000	15,400	15,400
Laundry, Cleaning and Waste Removal Services	96.90	112.80	200	200	200
Medical, Surgical and Laboratory Supp...	13,344.55	7,574.65	16,000	18,000	16,500
Office Services		10.00	10		
Office Supplies	934.45	456.81	1,200	1,200	1,100
Other Operating and Maintenance Supplies, N. O. C.	1,932.82	992.94	2,400	2,400	2,200
Postage	80.22	30.00	100	100	100
Printing and Other Reproductive Supps...	176.43	117.17	300	300	300
Professional and Expert Services		60.00	60	100	50
Repairs—Operating Equipment	77.59				
Small Tools, Implements and Craft Supps.	15.49	46.39	150	150	150
Stationery and Forms	4,800.34	2,808.99	5,600	5,600	5,000
Subsistence and Care of Persons	20,661.64	14,992.14	31,000	34,000	33,000
Wearing Apparel	16,668.37	8,663.82	20,000	22,000	22,000
Central Duplicating Bureau					
Stationery and Forms		217.16	800	800	800
All Other					
Auto Mileage				3,600	1,500
Board and Care	6,297.85				
Clerical, Household and Other N.O.C.				1,500	1,500
Food and Provisions	45,637.76	24,044.31	52,000	75,934	75,934
Insurance—Auto Mileage				360	120
Office Services			10	10	10
Professional and Expert Services			250	250	100
Rent—Motor Vehicles	523.50	439.40	1,000	1,000	800
Taxes, Assessments and Licenses	28.46				
Transportation Service	70.17				
Traveling Expense	313.05				
Water Services	46.08	23.04	47	47	47
TOTAL MAINTENANCE AND OPERATION	$ 547,332.54	$ 327,822.93	$ 670,094	$ 785,468	$ 665,702
Deductions:					
Meals and Maintenance Furnished Employees as Compensation	$ 10,719.15	$ 5,371.38	$ 11,000	$ 22,346	$ 14,798
Service Charges	1,105.66	550.00	1,100	2,400	2,400
Total Deductions	$ 11,824.81	$ 5,921.38	$ 12,100	$ 24,746	$ 17,198
TOTAL MAINTENANCE AND OPERATION —NET	$ 535,507.73	$ 321,901.55	$ 657,994	$ 760,722	$ 648,504

JAIL—Continued

Classification	Actual Prior Year 1950-51	Actual Current Year To 1-1-52	Estimated Current Year 1951-52	Requested Fiscal Year 1952-53	Allowed Fiscal Year 1952-53
		EXPENDITURES			
CAPITAL OUTLAY					
Equipment	$ 12,452.80	$ 2,996.30	$ 10,754	$ 12,428	$ 9,971
5 Beds	$ 375				
11 Cabinets	1,770				
26 Chairs	699				
1 Chopper and Grinder	625				
2 Coffee Urns	1,600				
1 Costumer	20				
2 Counters	627				
2 Desks	195				
3 Fans	70				
1 Press Machine	505				
1 Safe	200				
1 Sink	562				
5 Tables	1,063				
3 Telephones	195				
1 Toaster	235				
7 Trucks	525				
4 Typewriters	680				
1 Wheeldex	25				
TOTAL JAIL	$1,442,243.93	$ 740,237.19	$1,680,348	$1,776,152	$1,571,671

Jail Store

Under supervision of the Sheriff. Self-supporting. This division, operating in accordance with the Penal Code, purchases confectionery, tobacco and tobacco users' supplies, postage and writing materials, toilet articles and supplies, etc., for sale for cash to County Jail prisoners, and provides revenue to the County General Fund to offset County costs. Profits are deposited in an "Inmate Welfare Fund", kept in the treasury of the County, and are expended by the Sheriff solely for the benefit, education and welfare of the inmates confined within the County Jail.

Classification	Actual Prior Year 1950-51	Actual Current Year To 1-1-52	Estimated Current Year 1951-52	Requested Fiscal Year 1952-53	Allowed Fiscal Year 1952-53
		EXPENDITURES			
MAINTENANCE AND OPERATION FROM CONTINGENT REVENUE					
Merchandise	$	$	$	$ 300,000	$ 300,000
Less Proceeds from Sales				300,000	300,000
TOTAL JAIL STORE—NET	$Cr. 6,055.48	$	$	$	$

Wayside Honor Rancho

Under supervision of the Sheriff. This unit of the Division of Corrections, designated as an integral part of the County Jail and the Sheriff's correctional system, has for its purpose the safe-keeping of those persons committed to the custody of the Sheriff under sentence by the Courts for misdemeanor offenses. A balanced program of work, education and recreation is provided. The work program consists of diversified farming and industrial projects. This budget provides for the operation of a rated 1200-bed institution, and is operated on three levels of security—Minimum, Medium and Maximum.

APPROPRIATIONS $1,081,214

Classification	Actual Prior Year 1950-51	Actual Current Year To 1-1-52	Estimated Current Year 1951-52	Requested Fiscal Year 1952-53	Allowed Fiscal Year 1952-53
	EXPENDITURES				
SALARIES AND WAGES	$ 500,824.07	$ 265,364.18	$ 637,800	$ 766,720	$ 735,712
Salary Savings				30,899	57,000
SALARIES AND WAGES—NET	$ 500,824.07	$ 265,364.18	$ 637,800	$ 735,821	$ 678,712
MAINTENANCE AND OPERATION					
Mechanical Service					
Auto Service	$ 19,595.22	$ 10,380.44	$ 22,211	$ 29,890	$ 23,500
Automotive Supplies	1,034.28	106.19	1,200	1,200	1,200
Cement Block Project	4,162.73				
Office Machine Maintenance		234.00	234	234	
Repairs and Minor Changes	2,827.90	8,070.60	17,310	6,577	1,756
Repairs — Operating Equipment	2,641.19	3,447.97	8,100	30,179	8,900
Stores Service					
Agricultural and Livestock Services	59.32				
Agricultural, Botanical and Animal Supp.	7,086.24	4,955.06	10,000	10,825	9,000
Analyzing, Testing and Weighing Services	397.80	227.40	500	720	500
Automotive Supplies	1,863.40	1,196.99	3,000	4,000	3,000
Cement Block Project	38.36				
Communications				756	
Educational and Recreational Supplies	11.02	104.39	150	150	100
Feed and Forage for Animals	23,738.34	23,041.47	45,000	46,875	40,000
Food and Provisions	165,386.34	99,382.15	217,000	317,893	239,640
Fuel Supplies	29.72	67.41	100	100	100
Furnishings and Household Supplies	20,448.50	7,780.83	18,000	20,000	19,000
Laundry and Cleaning Supplies	9,635.03	5,508.84	12,500	16,000	14,000
Laundry, Cleaning and Waste Removal Services		67.50	68		
Medical, Surgical and Laboratory Supp.	2,557.35	1,678.35	3,500	4,000	4,000
Office Services	29.00	16.00	25	25	25
Office Supplies	765.92	642.94	1,300	1,300	1,200
Other Operating and Maintenance Supplies, N. O. C.	23,019.35	10,254.45	30,000	30,000	27,500
Postage		14.00	30	30	30
Printing & Other Reproductive Supplies	89.99	29.09	200	200	100
Professional and Expert Services	2,702.14	1,821.67	3,700	4,000	4,000
Repairs and Minor Changes	12.57				
Repairs—Operating Equipment	1,585.28	340.90	700	1,200	1,000
Small Tools, Implements and Craft Supps.	3,178.99	1,745.95	3,800	3,800	3,500
Stationery and Forms	345.88	260.00	600	200	200
Subsistence and Care of Animals	530.00	240.00	480	480	480
Wearing Apparel	14,546.72	15,100.90	31,000	35,750	33,000
Central Duplicating Bureau					
Stationery and Forms				400	300
All Other					
Auto Mileage	2,799.63	1,759.11	3,600	3,600	3,600
Communication	4,841.46	2,578.39	5,500	6,000	500
Feed and Forage for Animals	26,686.91	14,728.55	30,000	48,800	48,800
Food and Provisions	71,526.49	57,102.42	120,000	120,142	120,142
Furnishings and Household Supplies		6.25	7		
Heat, Light and Power Services	33,733.63	17,786.82	36,000	37,000	
Insurance—Auto Mileage	365.00	210.00	420	420	420
Laundry and Cleaning Supplies		51.39	52		
Office Services			25	25	25
Professional and Expert Services	91.90	33.50	100	100	100

WAYSIDE HONOR RANCHO—Continued

Classification	EXPENDITURES Actual Prior Year 1950-51	Actual Current Year To 1-1-52	Estimated Current Year 1951-52	Requested Fiscal Year 1952-53	Allowed Fiscal Year 1952-53
MAINTENANCE AND OPERATION—Continued					
All Other—Continued					
Recreation Services	2,000.00	1,000.00	2,000	2,000	2,000
Rent—Motor Vehicles	357.88	113.25	200	200	200
Special Services	566.20	399.61	600	4,700	4,700
Subsistence and Care of Persons	2.45	17.22	100	100	50
Taxes and Assessments	11.47				
Transportation Services	103.64				
Traveling Expenses	36.00	172.50	173		
Total	$ 451,441.24	$ 292,674.50	$ 629,485	$ 789,871	$ 616,568
Bakery Division					
Food and Provisions	$ 32,538.28	$ 18,297.17	$ 38,651	$ 51,935	$ 51,935
Other Operating and Maintenance Supplies, N.O.C.	256.21				
Total	$ 32,794.49	$ 18,297.17	$ 38,651	$ 51,935	$ 51,935
Less Service Charges for—					
Acton Camp	$	$ 1,152.60	$ 2,500	$ 5,616	$ 5,616
Biscailuz Center		886.80	1,750	3,110	3,110
County Jail		12,944.90	26,600	52,560	52,560
Forester & Fire Warden—Camp No. 4		265.80	830	2,016	2,016
Warm Springs Camp		472.30	1,000	3,207	3,207
Wayside Honor Rancho		8,392.80	17,000	39,401	39,401
Total—Service Charges	$	$ 24,115.20	$ 49,680	$ 105,910	$ 105,910
Total—Bakery Division	$ 32,794.49	$Cr. 5,818.03	$Cr.11,029	$Cr. 53,975	$Cr. 53,975
TOTAL MAINTENANCE AND OPERATION	$ 484,235.73	$ 286,856.47	$ 618,456	$ 735,896	$ 562,593
Deductions:					
Departmental Credits	$ 85,852.97	$ 63,438.17	$ 125,000	$ 129,541	$ 129,541
Service Charges	80,699.64	19,616.74	39,000	54,589	54,589
Total Deductions	$ 166,552.61	$ 83,054.91	$ 164,000	$ 184,130	$ 184,130
TOTAL MAINTENANCE AND OPERATION—NET	$ 317,683.12	$ 203,801.56	$ 454,456	$ 551,766	$ 378,463
CAPITAL OUTLAY					
Equipment	$ 13,220.27	$ 5,246.92	$ 14,853	$ 104,681	$ 24,039
3 Beds	$ 216				
3 Benches	100				
8 Beverage Containers	840				
1 Bread Wrapper	1,550				
6 Carriers, Food	750				
1 Dishwasher	1,110				
1 Freezer	2,760				
1 Grinder & Engine	2,175				
5 Heaters	190				
3 Lawn Mowers	60				
1 Motor, electric ½ H.P.	40				
1 Planer, Electric	800				
1 Polisher, Floor	250				
1 Range set, gas	7,400				
1 Scaffolding	150				
1 Sifting Outfit, flour	1,644				
1 Spray Machine, electric	150				
2 Spreaders, fertilizer	950				
1 Steam Kettle	1,345				
5 Trucks	205				
3 Typewriters	540				
1 Welder, arc	814				
TOTAL WAYSIDE HONOR RANCHO	$ 831,727.46	$ 474,412.66	$1,107,109	$1,392,268	$1,081,214

Detention Camps

Under supervision of the Sheriff. This unit of the Division of Corrections is designated as an integral part of the County Jail and the Sheriff's correctional system. These units were established for the purpose of providing useful employment of prisoners remanded to the custody of the Sheriff under conviction of misdemeanors by the Courts. Employment consists of building and maintaining mountain roads and trails. This appropriation provides for salaries and wages, including meals and maintenance, of Sheriff's personnel, serving as combined custodial and care and treatment officers.

APPROPRIATIONS $69,460

Classification	EXPENDITURES Actual Prior Year 1950-51	Actual Current Year To 1-1-52	Estimated Current Year 1951-52	Requested Fiscal Year 1952-53	Allowed Fiscal Year 1952-53
SALARIES AND WAGES	$ 67,019.61	$ 42,451.23	$ 78,400	$ 153,552	$ 150,460
Deductions:					
Salary Savings	$	$	$	$ 2,659	$ 6,300
Service Charges				79,860	74,700
Total Deductions	$	$	$	$ 82,519	$ 81,000
TOTAL DETENTION CAMPS	$ 67,019.61	$ 42,451.23	$ 78,400	$ 71,033	$ 69,460

Wages to Prisoners

Wages paid to men in the County Jail and road camp, in accordance with the Penal Code, found guilty of failure to provide. The wage is for child or wife support and is paid directly to the wife, guardian, custodian, organization, or individual appointed by Court as Trustee, under the supervision of the Probation Department.

APPROPRIATIONS $1,000

Classification	EXPENDITURES Actual Prior Year 1950-51	Actual Current Year To 1-1-52	Estimated Current Year 1951-52	Requested Fiscal Year 1952-53	Allowed Fiscal Year 1952-53
MAINTENANCE AND OPERATION					
Financial Aid to Dependent Families	$	$	$ 96,000	$ 111,000	$ 111,000
Less Service Charges			95,000	110,000	110,000
TOTAL WAGES TO PRISONERS—NET	$ 212.30	$ 167.94	$ 1,000	$ 1,000	$ 1,000

Juvenile Hall

Under the direction of the Los Angeles County Probation Committee. Juvenile Hall is maintained in accordance with the Welfare and Institutions Code, to provide temporary care for delinquent and neglected children who must be held in custody pending disposition of their cases in the Juvenile Court. Non-delinquent children are kept separate from the delinquent group.

APPROPRIATIONS $912,221

Classification	EXPENDITURES Actual Prior Year 1950-51	Actual Current Year To 1-1-52	Estimated Current Year 1951-52	Requested Fiscal Year 1952-53	Allowed Fiscal Year 1952-53
SALARIES AND WAGES	$ 664,250.20	$ 301,295.67	$ 716,500	$ 794,217	$ 784,162
Less Salary Savings				51,041	59,722
SALARIES AND WAGES—NET	$ 664,250.20	$ 301,295.67	$ 716,500	$ 743,176	$ 724,440
MAINTENANCE AND OPERATION					
Mechanical Service					
Auto Service	$ 962.66	$ 296.40	$ 1,000	$ 1,063	$ 1,063
Heat, Light and Power Services	4,297.86	1,513.05	4,510		
Office Machine Maintenance	556.00	556.00	556		
Rent—Office Equipment	24.00	6.00	24		
Repairs and Minor Changes	4,863.51	2,936.02	6,801	16,430	851
Repairs — Operating Equipment	3,315.50	361.14	2,700	4,126	1,601
Water Service	2,554.29	1,106.15	2,800		
Stores Service					
Educational and Recreational Supplies	1,436.62	529.63	1,600	1,600	1,600
Educational Services	15.30				
Food and Provisions	83,458.06	34,459.21	101,805	104,372	97,693
Furnishings & Household Supplies	14,381.67	5,309.01	15,000	14,420	14,420
Laundry and Cleaning Supplies	3,176.51	1,122.59	3,300	3,200	3,200
Laundry, Cleaning and Waste Removal Services	222.00	92.50	222	222	222
Medical, Surgical and Laboratory Supps.	2,985.67	854.32	3,000	3,000	3,000
Office Services	39.76	31.50	74	74	74
Office Supplies	374.73	219.53	770	770	500
Other Operating and Maintenance Supplies, N. O. C.	3,112.22	751.72	3,200	3,233	3,233
Postage	234.00	144.00	297	345	345
Printing and Other Reproductive Supps.	477.30	252.98	517	517	517
Rent—Special Equipment		14.25	114	171	171
Repairs and Minor Changes		38.25	40		
Repairs — Operating Equipment	134.55	55.60	200	200	200
Reports and Bulletins—Departmental	133.15	109.55	175	175	150
Small Tools, Implements and Craft Supps.	270.74	51.40	250	250	250
Stationery and Forms	1,354.64	640.08	1,555	1,455	1,455
Wearing Apparel	14,238.27	7,906.15	18,053	15,575	15,575
Inventory	Cr. 3,467.37				
Central Duplicating Bureau					
Stationery and Forms				100	100
All Other					
Auto Mileage	1,152.40	466.32	1,408	1,410	1,200
Board and Care				10,800	10,800
Communications	3,992.22	1,235.77	4,188	4,245	4,200
Educational Services		154.08	155		
Furnishings and Household Supplies			200	150	150
Inspection and Regulation Service	3.00	6.00	12	12	12
Insurance—Auto Mileage	170.00	95.00	235	240	240
Laundry, Cleaning and Waste Removal Services	6,826.21	2,210.71	7,400	7,400	7,400
Medical, Surgical and Laboratory Supp.	1,037.25	390.65	1,080	1,100	1,100

JUVENILE HALL—Continued

Classification	EXPENDITURES Actual Prior Year 1950-51	Actual Current Year To 1-1-52	Estimated Current Year 1951-52	Requested Fiscal Year 1952-53	Allowed Fiscal Year 1952-53
MAINTENANCE AND OPERATION—Continued					
All Other—Continued					
Office Services	24.84		40	60	40
Professional & Expert Services	7,545.33	3,208.83	11,224	12,384	12,384
Recreation Services	1,668.80	740.06	2,510	2,170	2,170
Rent — Buildings and Offices	9,225.00	4,191.00	10,170		
Repairs — Operating Equipment			100	200	200
Special Services	6.00				
Stationery and Forms	8.80	4.41	5		
Steam Heating Service	4,800.00	1,600.00	4,800		
Taxes and Assessments and Licenses	711.33		766		
Transportation Services	155.00	88.00	176		
Traveling Expense	198.36	37.46	575	300	300
Water Service	720.00	300.00			
TOTAL MAINTENANCE AND OPERATION	$ 177,396.18	$ 74,085.32	$ 213,607	$ 211,769	$ 186,416
Less Service Charges	2,100.00	699.45	2,900	900	900
TOTAL MAINTENANCE AND OPERATION—NET	$ 175,296.18	$ 73,385.87	$ 210,707	$ 210,869	$ 185,516
CAPITAL OUTLAY					
Equipment	$ 571.41	$ 151.70	$ 758	$ 4,798	$ 2,265
Books $ 75					
3 Chairs 85					
3 Desks 310					
1 Dishwasher 675					
1 Extension Scaffold 28					
1 File 176					
1 Pr. Ladder Brackets 14					
1 Line Marker 30					
1 Meat Block 82					
1 Sander, Electric 120					
1 Sewing Machine 330					
2 Typewriters 340					
TOTAL JUVENILE HALL	$ 840,117.79	$ 374,833.24	$ 927,965	$ 958,843	$ 912,221

Probation Department

Investigates all juvenile cases and supervises all juvenile court wards; investigates all applications for adult probation in the Superior Courts and supervises all probationers; acts as Court trustee and collects moneys paid in for fines, restitutions and reimbursement.

APPROPRIATIONS $2,753,860

Classification	EXPENDITURES Actual Prior Year 1950-51	Actual Current Year To 1-1-52	Estimated Current Year 1951-52	Requested Fiscal Year 1952-53	Allowed Fiscal Year 1952-53
SALARIES AND WAGES	$2,131,112.37	$ 935,884.46	$2,278,500	$2,720,520	$2,571,682
Less Salary Savings				178,842	198,301
SALARIES AND WAGES—NET	$2,131,112.37	$ 935,884.46	$2,278,500	$2,541,678	$2,373,381
MAINTENANCE AND OPERATION					
Mechanical Services					
Auto Service	$ 6,075.72	$ 2,420.10	$ 8,200	$ 8,944	$ 7,217
Office Machine Maintenance	4,867.00	4,982.00	4,982		
Rent—Motor Vehicles	480.04				
Rent—Office Equipment	1,666.00	474.00	1,000	500	500
Repairs and Minor Changes	6,003.02	2,920.76	18,000	24,679	1,500
Repairs — Operating Equipment	3,276.42	2,644.89	5,400	5,700	5,700
Stores Service					
Agricultural, Botanical & Animal Supplies	75.10	40.00	400	700	300
Educational & Recreational Supplies	1,751.48	922.22	3,550	4,000	3,500
Educational Services	1,278.09	399.80	1,175	1,325	1,175
Food and Provisions	52,391.36	31,450.50	83,000	106,533	95,439
Fuel Supplies	1,433.69	145.30	2,000	2,500	2,000
Furnishings and Household Supplies	5,520.60	3,384.51	9,200	8,650	8,650
Laundry and Cleaning Supplies	2,036.32	876.93	2,100	2,400	2,400
Laundry, Cleaning & Waste Removal Services	4,620.37	650.23	3,430	3,760	3,760
Medical, Surgical & Laboratory Supplies	1,164.60	626.41	1,355	1,355	1,355
Office Services	1,059.11	110.28	1,400	1,000	1,000
Office Supplies	10,212.44	5,653.01	14,215	14,750	12,000
Other Operating and Maint. Supplies N. O. C.	4,151.45	3,178.71	9,500	9,500	7,100
Postage	7,559.54	3,882.80	10,600	10,600	10,600
Rent—Office Equipment	1,128.00	519.00	1,275	1,200	1,200
Repairs and Minor Changes		55.85	56		
Repairs—Operating Equipment	498.16	199.89	2,050	2,050	2,050
Reporting and Transcribing	3,879.20	1,680.50	4,800	5,000	4,500
Reports and Bulletins—Departmental		690.10	1,000	1,000	1,000
Small Tools, Implements and Craft Supps.	141.99	124.05	600	600	350
Stationery and Forms	11,672.53	4,165.96	10,000	10,000	10,000
Wearing Apparel	8,847.97	7,244.84	15,200	14,200	12,950
Central Duplicating Bureau					
Stationery and Forms		428.55	2,500	4,000	4,000
All Other					
Agricultural, Botanical & Animal Supplies			100	300	300
Auto Mileage	88,251.24	32,365.51	87,430	98,700	96,608
Automotive Supplies	4.36				
Communications	6,135.69	2,974.55	8,150	1,700	1,700
Compensation to Juvenile Delinquents	6,222.58	2,888.73	8,400	10,000	9,000
Educational Services		200.00	800	1,000	800
Food and Provisions	2,110.16	2,229.98	5,400	6,000	6,000
Furnishings and Household Supplies	3.75				
Heat, Light and Power Services	8,665.11	3,600.63	12,600		
Insurance—Auto Mileage	16,715.00	6,725.00	16,160	19,620	19,080
Laundry and Cleaning Supplies		3.64	20	100	
Laundry, Cleaning and Waste Removal Services	3.63	377.17	1,100	1,350	1,350

PROBATION DEPARTMENT—Continued

Classification	EXPENDITURES Actual Prior Year 1950-51	Actual Current Year To 1-1-52	Estimated Current Year 1951-52	Requested Fiscal Year 1952-53	Allowed Fiscal Year 1952-53
MAINTENANCE AND OPERATION—Continued					
All Other—Continued					
Medical, Surgical & Laboratory Supplies	4.06	16.19	20		
Office Services	3,260.41	1,286.73	3,900	3,900	3,900
Office Supplies	.75	18.00	18		
Other Operating and Maintenance Supplies, N. O. C.		1.70	2		
Postage	35.14	9.01	1,350	2,250	2,250
Professional and Expert Services	39.59	15.14	16		
Public Office and Court Service	8.50				
Recreation Services		200.00	200		
Rent—Buildings and Offices	10,275.00		38,573		
Rent—Land	100.00		100	100	100
Repairs and Minor Changes	2,697.49	46.93	200	700	700
Repairs—Operating Equipment	251.21	22.45	150	500	500
Stationery and Forms	82.55	.96	1		
Subsistence and Care of Persons	5.60	4.27	5		
Transportation, Local	524.59	154.95	850	1,000	750
Transportation Services	245.00	139.00	278		
Transportation of Welfare Cases	184.55	261.15	262		
Traveling Expense	2,777.06	749.42	3,400	4,000	4,000
Water Service	1,291.96	1,100.36	3,850		
Wearing Apparel	73.65				
El Retiro	37,576.99				
TOTAL MAINTENANCE AND OPERATION	$ 329,335.82	$ 135,262.66	$ 410,323	$ 396,166	$ 347,284
Less Meals and Maintenance	2,396.41		500	500	500
TOTAL MAINTENANCE AND OPERATION—NET	$ 326,939.41	$ 135,262.66	$ 409,823	$ 395,666	$ 346,784
CAPITAL OUTLAY					
Equipment	$ 14,370.27	$ 4,582.58	$ 20,000	$ 100,051	$ 33,695
Books $ 300					
61 Beds 1,575					
2 Buffets 150					
47 Cabinets 3,865					
167 Chairs 2,905					
8 Clocks 80					
2 Davenports 400					
36 Desks 3,170					
21 Dictating Machines 9,300					
2 Dressers 150					
1 Dryer 200					
1 Fan and Heater Comb. 20					
4 Lamps 100					
2 Ranges, Kitchen 350					
1 Refrigerator 2,600					
5 Rugs 405					
1 Sander, Portable Disc 75					
1 Stool 15					
28 Tables 905					
6 Trays 315					
27 Typewriters 5,955					
10 Vegetable Bins 100					
2 Washing Machines 510					
1 Waxer and Polisher 250					
TOTAL PROBATION DEPARTMENT	$2,472,422.05	$1,075,729.70	$2,708,323	$3,037,395	$2,753,860

Care of Juvenile Court Wards

Expenditures for the care of juvenile court wards placed in boarding homes and private institutions on court order. Mandatory under provisions of the Welfare and Institutions Code.

APPROPRIATIONS $870,794

Classification	EXPENDITURES				
	Actual Prior Year 1950-51	Actual Current Year To 1-1-52	Estimated Current Year 1951-52	Requested Fiscal Year 1952-53	Allowed Fiscal Year 1952-53
MAINTENANCE AND OPERATION					
Board and Care	$ 683,562.58	$ 351,793.58	$ 900,000	$ 948,476	$ 870,794

Biscailuz Center

Under supervision of the Sheriff. This unit of the Division of Corrections, designated as an integral part of the County Jail and the Sheriff's correctional system, has for its purpose the detention, in the Juvenile Facility, of juveniles, 16 to 18 years of age, pending court trial, and provides a balanced program of work, recreation and education, while so detained.

The Adult Facility has for its purpose the housing and safekeeping of adult inmates, and in addition provides care and treatment program and work and maintenance projects under the technical supervision of the Engineer and Surveyor and/or Mechanical Departments.

APPROPRIATIONS $299,588

Classification	EXPENDITURES Actual Prior Year 1950-51	Actual Current Year To 1-1-52	Estimated Current Year 1951-52	Requested Fiscal Year 1952-53	Allowed Fiscal Year 1952-53
SALARIES AND WAGES	$ 196,699.99	$ 92,443.50	$ 220,600	$ 277,798	$ 246,159
Less Salary Savings				11,020	14,500
SALARIES AND WAGES—NET	$ 196,699.99	$ 92,443.50	$ 220,600	$ 266,778	$ 231,659
MAINTENANCE AND OPERATION					
Mechanical Service					
Adobe Brick Project	$ 1,013.57	$	$	$	$
Auto Service	1,556.85	447.37	900	900	850
Office Machine Maintenance		61.00	61	61	
Repairs and Minor Changes	5,601.78	5,072.76	10,600	9,000	1,177
Repairs — Operating Equipment	1,153.54	1,609.55	3,010	7,000	690
Stores Service					
Educational and Recreational Supplies		6.80	15	15	15
Food and Provisions	33,879.55	18,582.36	39,269	61,282	45,188
Furnishings and Household Supplies	3,594.73	833.24	3,000	3,000	3,000
Laundry and Cleaning Supplies	1,663.80	772.14	2,500	2,500	2,200
Laundry, Cleaning and Waste Removal Services	51.50				
Medical, Surgical & Laboratory Supplies		173.84	350	350	350
Office Supplies	71.84	41.46	100	100	100
Other Operating and Maintenance Supplies, N.O.C.	675.01	235.24	750	1,750	1,500
Postage	3.00		10	10	10
Printing and Other Reproductive Supps.	36.22	15.37	50	50	50
Small Tools, Implements and Craft Supps.	25.34	78.58	200	300	300
Repairs—Operating Equipment	12.20				
Special Services		1.72	2		
Stationery and Forms	114.13	22.78	50	50	50
Wearing Apparel	3,843.24	1,769.64	4,500	5,425	4,960
Central Duplicating Bureau					
Stationery and Forms			50	50	50
All Other					
Agricultural, Botanical and Animal Supplies	25.00				
Auto Mileage	139.44	50.54	150	150	150
Communications	834.03	382.33	800	850	
Food and Provisions	2,951.23	1,734.31	3,750	5,530	5,530
Heat, Light and Power Services	4,783.73	2,434.33	5,500	6,000	
Insurance—Auto Mileage	70.00	55.00	115	120	120
Office Services			10	10	
Rent—Motor Vehicles	10.00		25	25	25
Repairs and Minor Changes	269.53				
Special Services				5,000	2,500
Subsistence and Care of Persons	2.85				
Taxes and Assessments	6.67				
Water Service	454.61	768.15	1,400	1,400	
TOTAL MAINTENANCE AND OPERATIONS	$ 62,843.39	$ 35,148.51	$ 77,167	$ 110,928	$ 68,815
Less Meals and Maintenance furnished Employees as Compensation	2,629.56	1,374.18	2,800	5,232	3,413
TOTAL MAINTENANCE AND OPERATION —NET	$ 60,213.83	$ 33,774.33	$ 74,367	$ 105,696	$ 65,402

BISCAILUZ CENTER—Continued

Classification		EXPENDITURES Actual Prior Year 1950-51	Actual Current Year To 1-1-52	Estimated Current Year 1951-52	Requested Fiscal Year 1952-53	Allowed Fiscal Year 1952-53
CAPITAL OUTLAY						
Equipment		$ 3,439.88	$	$ 2,620	$ 5,091	$ 2,527
1 Carrier, Food	$ 258					
102 Chairs	670					
1 Drill	100					
2 Extinguishers, fire	95					
3 Fans	249					
1 Filing Cabinet	125					
1 Freezing Unit, electric	365					
1 Grinder	50					
2 Heaters	20					
6 Lockers	180					
2 Stands	110					
3 Table Tops	120					
1 Typewriter	185					
TOTAL BISCAILUZ CENTER		$ 260,353.70	$ 126,217.83	$ 297,587	$ 377,565	$ 299,588

Youth Committee

A co-ordinating body empowered to make continuing studies of all problems concerning the youth of the county, devise ways and means of dealing with such problems, and recommend action to promote the best welfare of youth. Membership, specified by Ordinance #4418 includes county and city officials whose duties involve youth and representatives of private youth welfare agencies. This appropriation covers expenses of the Executive Secretary and staff of the committee.

APPROPRIATIONS $23,408

Classification	Actual Prior Year 1950-51	Actual Current Year To 1-1-52	Estimated Current Year 1951-52	Requested Fiscal Year 1952-53	Allowed Fiscal Year 1952-53
		EXPENDITURES			
SALARIES AND WAGES	$ 23,022.08	$ 8,230.13	$ 20,200	$ 23,880	$ 20,604
Less Salary Savings				928	200
SALARIES AND WAGES—NET	$ 23,022.08	$ 8,230.13	$ 20,200	$ 22,952	$ 20,404
MAINTENANCE AND OPERATION					
Mechanical Service					
Auto Service	$ 116.10	$ 22.55	$ 120	$ 567	$ 120
Office Machine Maintenance	68.00	68.00	68		
Rent—Office Equipment	24.00	12.00	24	24	24
Repairs and Minor Changes	30.77		20	20	20
Repairs — Operating Equipment	85.37	13.87	30	30	30
Stores Service					
Office Services	76.72	39.90	75	75	75
Office Supplies	183.06	36.12	150	225	225
Postage	170.00	109.96	150	150	150
Printing & Other Reproductive Supplies	243.86	80.40	200	200	200
Reports and Bulletins—Departmental	60.00				
Stationery and Forms	90.52	22.00	129	225	75
Wearing Apparel	1.00				
Central Duplicating Bureau					
Stationery and Forms		145.30	146		150
All Other					
Auto Mileage	292.11	135.90	350	350	350
Communications			10	10	
Insurance—Auto Mileage	60.00	25.00	60	60	60
Office Services		23.30	25	325	75
Professional and Expert Services				750	750
Transportation, Local	20.30	28.60	40	45	45
Transportation Services	128.00	73.00	145	145	
Traveling Expense	508.50		150	250	250
TOTAL MAINTENANCE AND OPERATION	$ 2,158.31	$ 835.90	$ 1,892	$ 3,451	$ 2,599
CAPITAL OUTLAY					
Equipment	$ 104.90	$ 29.76	$ 95	$ 575	$ 405
Books $ 65					
1 Desk 150					
1 Fan, Electric 30					
2 Filing Cabinets 125					
1 Utility Cart 35					
TOTAL YOUTH COMMITTEE	$ 25,285.29	$ 9,095.79	$ 22,187	$ 26,978	$ 23,408

Miscellaneous Special Appropriations

Special appropriations authorized by the Board of Supervisors but not included in the County budget. These items are financed from special funds derived from revenue other than taxes and are, therefore, not reflected in the General County Tax Levy.

Classification	EXPENDITURES				
	Actual Prior Year 1950-51	Actual Current Year To 1-1-52	Estimated Current Year 1951-52	Requested Fiscal Year 1952-53	Allowed Fiscal Year 1952-53
SALARIES AND WAGES					
Rancho Crafters Rehabilitation Fund	$ 6,313.40	$	$	$	$
MAINTENANCE AND OPERATION					
Rancho Crafters Rehabilitation Fund	$ 2,094.38	$ 311.08	$ 2,000	$	$
TOTAL MISCELLANEOUS SPECIAL APPROPRIATIONS	$ 8,407.78	$ 311.08	$ 2,000	$	$

Education

(Except Schools)

Total Appropriations	**$1,826,822**

Superintendent of Schools

Appointive. The Superintendent of Schools budget is for the provision of supplies, equipment and salaries of staff necessitated in the Superintendent's supervision of the educational and financial work of schools, as prescribed by law.

APPROPRIATIONS $315,658

Classification	EXPENDITURES Actual Prior Year 1950-51	Actual Current Year To 1-1-52	Estimated Current Year 1951-52	Requested Fiscal Year 1952-53	Allowed Fiscal Year 1952-53
SALARIES AND WAGES	$ 245,991.76	$ 110,447.23	$ 262,700	$ 305,548	$ 285,126
Deductions					
Salary Savings	$	$	$	$ 15,349	$ 15,827
Service Charges				3,592	
Total Deductions	$	$	$	$ 18,941	$ 15,827
SALARIES AND WAGES—NET	$ 245,991.76	$ 110,447.23	$ 262,700	$ 286,607	$ 269,299
MAINTENANCE AND OPERATION					
Mechanical Service					
Auto Service	$ 1,175.05	$ 499.89	$ 1,178	$ 1,178	$ 1,178
Office Machine Maintenance	1,879.00	1,883.00	1,883		
Repairs and Minor Changes	.70				
Repairs — Operating Equipment	545.84	331.69	700	800	800
Stores Service					
Office Services	491.08	486.30	630	630	630
Office Supplies	665.96	425.80	1,200	1,200	750
Other Operating & Maint. Supplies, N. O. C.		11.49	50	50	25
Postage	3,715.00	1,686.50	5,700	5,700	5,200
Printing & Other Reproductive Supplies	131.88	266.87	1,000	1,000	1,000
Reports and Bulletins—Departmental	2,410.69		1,480	1,480	1,342
Stationery and Forms	23,635.31	15,079.74	18,250	25,000	19,200
Central Duplicating Bureau					
Stationery and Forms				1,000	1,000
All Other					
Advertising Services				1,000	1,000
Auto Mileage	1,095.04	378.71	1,320	1,320	1,200
Communication	369.66	46.96	400	400	300
Compensation of Election Officials			865	5,500	1,500
Insurance—Auto Mileage	145.00	55.00	140	140	140
Office Services	51.94	13.97	75	75	50
Office Supplies	8.90				
Postage	55.20	8.74	56	550	550
Printing & Other Reproductive Supplies				1,000	1,000
Repairs and Minor Changes	361.04				
Storage—Motor Vehicles	13.20	5.10	10	10	10
Transportation, Local	105.23	20.20	155	160	120
Transportation Services	1,054.34	448.29	1,051	149	149
Traveling Expenses	1,036.80	227.23	1,000	1,000	1,000
TOTAL MAINTENANCE AND OPERATION	$ 38,946.86	$ 21,875.48	$ 37,143	$ 49,342	$ 38,144
Less Service Charges	2,630.68	357.05	1,000	1,500	
TOTAL MAINTENANCE AND OPERATION —NET	$ 36,316.18	$ 21,518.43	$ 36,143	$ 47,842	$ 38,144
CAPITAL OUTLAY					
Equipment	$ 5,201.43	$ 747.41	$ 2,310	$ 13,358	$ 8,215
1 Bookkeeping Machine $1,782					
15 Chairs 505					
5 Calculating Machines 3,781					
4 Desks 350					
3 Fans 90					
9 Filing Cabinets 1,037					
4 Lamps 140					
1 Truck, Hand 35					
3 Typewriters 495					
TOTAL SUPERINTENDENT OF SCHOOLS	$ 287,509.37	$ 132,713.07	$ 301,153	$ 347,807	$ 315,658

Superintendent of Schools—Special Schools

This budget is for necessary expenditures authorized by the Welfare and Institutions Code which provides that the County Superintendent of Schools shall operate schools in the probation camps of the County as directed by the Board of Supervisors.

APPROPRIATIONS $80,870

Classification		EXPENDITURES Actual Prior Year 1950-51	Actual Current Year To 1-1-52	Estimated Current Year 1951-52	Requested Fiscal Year 1952-53	Allowed Fiscal Year 1952-53
MAINTENANCE AND OPERATION						
Educational and Recreational Services		$ 81,203.26	$	$ 57,742	$ 83,493	$ 77,226
CAPITAL OUTLAY						
Equipment		$ 7,426.35	$ 458.36	$ 2,580	$ 4,702	$ 3,644
2 Blackboards	$ 150					
82 Chairs	968					
2 Desks	130					
2 Ditto Duplicating Machines	350					
7 Clocks, Electric	70					
12 Fans	360					
3 Filing Cabinets	375					
1 Mirror	30					
1 Mitering Box	65					
1 Polishing & Scrubbing Machine	300					
1 Projector	115					
1 Radio-Phono-Combination	115					
1 Record Player	75					
1 Screen, Projection	83					
16 Tables	333					
1 Typewriter	125					
TOTAL SUPERINTENDENT OF SCHOOLS—SPECIAL SCHOOLS		$ 88,629.61	$ 458.36	$ 60,322	$ 88,195	$ 80,870

School Library Service

This budget is for the necessary expenditures to carry out the contract to furnish library service to various elementary and high school districts. The Library supplies supplementary book material relating to the course of study approved by the County Board of Education.

APPROPRIATIONS $80,000

Classification	EXPENDITURES Actual Prior Year 1950-51	Actual Current Year To 1-1-52	Estimated Current Year 1951-52	Requested Fiscal Year 1952-53	Allowed Fiscal Year 1952-53
SALARIES AND WAGES	$ 24,846.46	$ 11,938.33	$ 30,500	$ 32,004	$ 32,004
Less Salary Savings				1,475	1,475
SALARIES AND WAGES—NET	$ 24,846.46	$ 11,938.33	$ 30,500	$ 30,529	$ 30,529
MAINTENANCE AND OPERATION					
Mechanical Service					
Auto Service	$ 2,558.10	$	$ 1,924	$ 1,758	$ 1,733
Office Machine Maintenance	50.00		65	25	25
Stores Service					
Office Supplies	.21		21	100	100
Other Operating and Maintenance Supplies, N. O. C.	426.13		175	225	225
Printing & Other Reproductive Supplies	2.58		30	175	175
Stationery and Forms	28.46		9	600	600
All Other					
Administrative Services			377	754	
Traveling Expenses				25	25
TOTAL MAINTENANCE AND OPERATION	$ 3,065.48	$	$ 2,601	$ 3,662	$ 2,883
CAPITAL OUTLAY					
Equipment	$ 43,398.96	$	$ 46,998	$ 46,588	$ 46,588
Books $46,248					
1 Filing Cabinet 150					
1 Lamp 20					
1 Typewriter 170					
TOTAL SCHOOL LIBRARY SERVICE	$ 71,310.90	$ 11,938.33	$ 80,099	$ 80,779	$ 80,000

County Art Institute

The institute furnishes instruction in the Graphic, Plastic and Industrial Arts. Operating costs are offset by revenues received from tuition fees.

APPROPRIATIONS $64,110

Classification	EXPENDITURES Actual Prior Year 1950-51	Actual Current Year To 1-1-52	Estimated Current Year 1951-52	Requested Fiscal Year 1952-53	Allowed Fiscal Year 1952-53
SALARIES AND WAGES	$ 63,659.45	$ 25,653.51	$ 55,500	$ 54,528	$ 47,810
Less Salary Savings					604
SALARIES AND WAGES—NET	$ 63,659.45	$ 25,653.51	$ 55,500	$ 54,528	$ 47,206
MAINTENANCE AND OPERATION					
Mechanical Service					
Office Machine Maintenance	$ 62.00	$ 62.00	$ 62	$ 62	$ 62
Repairs and Minor Changes	377.13	56.56	175	175	175
Repairs — Operating Equipment	9.20				
Stores Service					
Advertising Services	275.91	158.14	200	450	450
Educational and Recreational Supplies	131.92		125	125	25
Furnishings and Household Supplies	65.09	2.19	50	50	10
Laundry, Cleaning and Waste Removal Services	88.00	40.00	96	96	96
Medical, Surgical and Laboratory Supps.		1.83	5	5	5
Office Services	51.90		50	50	50
Office Supplies	157.54	51.92	100	100	100
Other Operating and Maintenance Supplies, N. O. C.	392.57	10.99	300	400	400
Postage	135.00		150	200	150
Printing and Other Reproductive Supps.	39.13	11.94	12		
Small Tools, Implements and Craft Supps.	12.92			50	50
Stationery and Forms	56.92	55.62	200	100	100
Central Duplicating Bureau					
Stationery and Forms				100	100
All Other					
Communication	494.11	191.96	500	500	500
Custodial and Guard Service	132.00	55.00	216	300	300
Educational Services	5,790.00	2,456.25	5,063	6,075	4,050
Heat, Light and Power Services	1,665.54	471.45	1,900	3,800	3,000
Laundry, Cleaning and Waste Removal Service	7,284.00	1,654.00	6,615	6,614	6,614
Transportation Services	125.00	71.00	142	142	142
Water Service	433.27	160.08	525	1,050	525
TOTAL MAINTENANCE AND OPERATION	$ 17,779.15	$ 5,510.93	$ 16,486	$ 20,444	$ 16,904
CAPITAL OUTLAY					
Equipment	$ 195.56	$	$	$	$
TOTAL COUNTY ART INSTITUTE	$ 81,634.16	$ 31,164.44	$ 71,986	$ 74,972	$ 64,110

Public Library

As provided by the Education Code, the Library gives service to residents in the territory taxed for the purpose. The area covered includes all of the unincorporated portion of the County, 20 cities that have elected to join the County Library, and two cities and one library district under contract. Operations cover more than 160 service outlets (branches, stations and bookmobile stops) which provide reference and circulating book service for adults and children, as well as institutions under jurisdiction of the Board of Supervisors.

APPROPRIATIONS $1,286,184

Classification	EXPENDITURES Actual Prior Year 1950-51	Actual Current Year To 1-1-52	Estimated Current Year 1951-52	Requested Fiscal Year 1952-53	Allowed Fiscal Year 1952-53
SALARIES AND WAGES	$ 618,633.72	$ 295,214.94	$ 668,700	$ 856,198	$ 835,028
Deductions					
Salary Savings	$	$	$	$ 41,056	$ 44,965
Service Charges				39,216	39,216
Departmental Credits					5,208
Total Deductions	$	$	$	$ 80,272	$ 89,389
SALARIES AND WAGES—NET	$ 618,633.72	$ 295,214.94	$ 668,700	$ 775,926	$ 745,639
MAINTENANCE AND OPERATION					
Mechanical Service					
Auto Service	$ 6,363.24	$ 2,186.85	$ 7,164	$ 8,025	$ 8,025
Office Machine Maintenance	2,025.00				
Repairs and Minor Changes	1,719.40	4,494.72	6,197	6,150	6,150
Repairs — Operating Equipment			2,231	2,781	2,781
Stores Service					
Educational and Recreational Supplies	298.48	568.36	1,257	1,275	1,275
Educational Services	7,859.68	2,302.91	8,286	8,500	8,500
Fuel Supplies			13	20	20
Furnishings and Household Supplies	431.15	85.26	286	500	400
Insurance—Fire			7,500	8,010	8,010
Laundry and Cleaning Supplies	503.26	307.53	930	1,200	1,200
Laundry, Cleaning and Waste Removal Services	71.37	485.00	75	75	75
Office Services	16,213.08	12,825.81	36,163	38,600	38,600
Office Supplies	1,148.50	1,163.00	2,042	2,500	2,500
Other Operating and Maintenance Supplies, N. O. C.	3,092.20	2,300.49	6,537	12,340	10,873
Postage	2,884.45	1,075.50	2,459	2,700	2,700
Printing and Other Reproductive Supps.	2,265.01	782.89	1,996	2,500	2,400
Rent—Office Equipment	17.75			10	10
Repairs—Operating Equipment	25.84		27	25	25
Reports and Bulletins—Departmental	923.09	37.48	82	100	100
Small Tools, Implements and Craft Supps.	21.66	19.51	63	75	75
Stationery and Forms	4,906.36	1,524.57	5,305	4,350	4,350
Stores Services			1,390	1,900	1,900
Central Duplicating Bureau					
Stationery and Forms		198.03	1,000	1,000	1,000
All Other					
Artisan and Mechanics' Service	2.00				
Auto Mileage	506.27	185.57	783	1,010	1,010
Communication	4,505.62	2,062.58	6,966	7,250	7,160
Educational & Recreational Supplies		44.76	98	100	100
Educational Services	12.74				
Heat, Light and Power Services	14,283.73	4,854.59	16,426	20,155	19,510
Insurance—Auto Mileage	175.00	90.00	195	270	270
Insurance—Workmen's Compensation	1,657.09		1,580	1,800	1,800
Laundry and Cleaning Supplies	114.50				
Laundry, Cleaning and Waste Removal Services	17,025.44	6,053.69	20,376	22,571	22,571
Office Services	367.36	293.28	571	747	747
Office Supplies	18.56				
Other Operating and Maintenance Supplies, N. O. C.	7.98	1.74	14	20	20

PUBLIC LIBRARY—Continued

Classification	Actual Prior Year 1950-51	Actual Current Year To 1-1-52	Estimated Current Year 1951-52	Requested Fiscal Year 1952-53	Allowed Fiscal Year 1952-53
			EXPENDITURES		
MAINTENANCE AND OPERATION—Continued					
All Other—Continued					
Postage	1,363.45	215.76	759	918	918
Public Office & Court Service	.50				
Rent—Buildings and Offices	87,349.61	43,639.23	100,023	108,486	107,266
Repairs and Minor Changes	256.39			2,000	2,000
Repairs — Operating Equipment	2.75		13	20	20
Reports and Bulletins—Departmental	40.50				
Special Services	1,054.31	98.53	3,001	4,221	4,221
Stationery and Forms			26	40	40
Storage of Motor Vehicles	424.00	298.00	521	391	391
Subsistence & Care of Persons	74.78	10.29	56	75	75
Transportation, Local	305.35	145.28	436	445	445
Transportation Services	427.26	235.51	486	550	550
Traveling Expenses	289.84	291.10	750	840	840
Water Services	278.92	138.49	410	619	619
TOTAL MAINTENANCE AND OPERATION	$ 181,313.47	$ 89,016.31	$ 244,493	$ 275,164	$ 271,542
Less Service Charges	7,271.17	4,632.57	17,058	15,431	15,431
TOTAL MAINTENANCE AND OPERATION—NET	$ 174,042.30	$ 84,383.74	$ 227,435	$ 259,733	$ 256,111
CAPITAL OUTLAY					
Equipment	$ 182,806.59	$ 77,998.60	$ 176,441	$ 192,964	$ 192,314

1	Adding Machine	$ 120
	Books	160,000
5	Bulletin Boards	25
119	Chairs	2,135
7	Clocks, electric	70
12	Desks	1,735
1	Dictating Machine	450
1	Erasing Machine	25
1	Fan	30
33	Filing Cabinets	4,350
134	Frames	1,742
4	Heaters	230
1	Ladder	10
1	Mimeograph drum	250
1	Multilith	1,050
5	Numbering Machines	180
1	Projector	325
10	Racks	795
1	Saw, Scroll	170
265	Sections Shelving	7,711
1	Screen display	50
1	Station Wagon	2,420
22	Stands	813
1	Stool	43
36	Tables	2,755
32	Trucks	1,430
20	Typewriters	3,400

PUBLIC LIBRARY—Continued

Classification	EXPENDITURES Actual Prior Year 1950-51	Actual Current Year To 1-1-52	Estimated Current Year 1951-52	Requested Fiscal Year 1952-53	Allowed Fiscal Year 1952-53
CAPITAL OUTLAY—Continued					
Structural and Non-Structural Improvements					
Building—Bellflower	823.99				
Building—La Canada	3,004.69				
Building-Lennox Regional				32,000	32,000
Building-Norwalk				52,500	35,120
Building-San Fernando			11,000		
Building—Temple City	13.26		44,650		
Building-West Whittier				5,000	5,000
Land—Compton	5,000.00				
Land—Lakewood				5,000	5,000
Land—Montrose	6,755.33				
Land—Norwalk				15,000	15,000
Land—Rivera				5,000	
Land—Rosemead		174.95	350		
Landscaping—La Canada	304.21				
Landscaping—Lancaster	57.67				
Total Structural and Non-structural Improvements	**$ 15,959.15**	**$ 174.95**	**$ 56,000**	**$ 114,500**	**$ 92,120**
TOTAL CAPITAL OUTLAY	**$ 198,765.74**	**$ 78,173.55**	**$ 232,441**	**$ 307,464**	**$ 284,434**
TOTAL PUBLIC LIBRARY	**$ 991,441.76**	**$ 457,772.23**	**$1,128,576**	**$1,343,123**	**$1,286,184**

Recreation

Total Appropriations	**$3,822,090**

History, Science and Art

The Department of History, Science and Art has jurisdiction over the Los Angeles County Museum and Hancock Park, site of Rancho La Brea. Operating funds are provided entirely from County appropriations with material for exhibition provided largely from private sources. The Museum is an educational institution for the acquisition, investigation, preservation, publication, display and educational use of valuable historical, scientific or art material. Hancock Park, deeded to the County in 1923, contains the largest known source of late Ice Age flora and fauna.

APPROPRIATIONS $586,615

Classification	EXPENDITURES Actual Prior Year 1950-51	Actual Current Year To 1-1-52	Estimated Current Year 1951-52	Requested Fiscal Year 1952-53	Allowed Fiscal Year 1952-53
SALARIES AND WAGES	$ 413,852.33	$ 171,645.78	$ 424,900	$ 527,480	$ 491,377
Deductions					
Salary Savings	$	$	$	$ 33,231	$ 33,250
Service Charges					1,818
Departmental Credits				945	256
Total Deductions	$	$	$	$ 34,176	$ 35,324
SALARIES AND WAGES—NET	$ 413,852.33	$ 171,645.78	$ 424,900	$ 493,304	$ 456,053
MAINTENANCE AND OPERATION					
Mechanical Service					
Auto Service	$ 593.98	$ 229.13	$ 575	$ 628	$ 518
Office Machine Maintenance	573.00	599.00	599		
Repairs and Minor Changes	7,877.03	2,360.39	4,200	12,714	1,420
Repairs — Operating Equipment	4,731.44	550.01	730	1,418	530
Stores Service					
Advertising Services	27.00	12.00	12	12	12
Agricultural, Botanical & Animal Supplies	396.94	95.60	640	1,150	650
Automotive Supplies	17.64		20	10	10
Communication	132.00	42.50	102	432	100
Educational & Recreational Supplies	1,971.80	97.72	2,725	8,095	4,925
Educational Services			1,000	1,500	1,500
Entertainment Services	700.15	108.40	1,000		
Food and Provisions	884.32	3.00	350	250	250
Fuel Supplies	1,774.04	209.21	2,739	2,739	2,500
Furnishings and Household Supplies	1,279.87	288.70	1,600	2,095	1,535
Laundry & Cleaning Supplies	1,220.97	161.90	1,140	1,140	1,140
Laundry Cleaning and Waste Removal Services			250	500	250
Medical, Surgical & Laboratory Supp.	181.41	227.39	310	904	904
Office Services	3,060.23	329.00	2,700	3,150	2,650
Office Supplies	531.91	134.21	600	660	600
Other Operating and Maintenance Supplies N. O. C.	13,410.90	3,998.97	13,800	27,235	18,868
Postage	2,103.78	783.70	1,800	1,990	1,825
Printing & Other Reproductive Supplies	4,446.39	584.97	3,600	3,770	3,401
Rent—Special Equipment	180.93	30.00	60		
Repairs to Operating Equipment	140.88	42.69	200	730	730
Repairs—Motor Vehicles	16.50				
Reports and Bulletins—Departmental	9,044.04	6,692.12	14,400	22,495	18,675
Small Tools, Implements and Craft Supps.	485.56	117.13	400	496	496
Special Services	226.94	5.52	200	200	200
Stationery and Forms	684.19	401.46	500	1,315	801
Transportation Service	20.98				
Water Service		12.51	13		
Undistributed Charges		1,217.84			
Wearing Apparel	16.06		16	16	16
Central Duplicating Bureau					
Stationery and Forms		17.23	200	300	300
All Other					
Agricultural & Livestock Services	41.04				
Auto Mileage	1,567.47	767.82	2,560	2,543	2,543

HISTORY, SCIENCE AND ART—Continued

Classification	Actual Prior Year 1950-51	Actual Current Year To 1-1-52	Estimated Current Year 1951-52	Requested Fiscal Year 1952-53	Allowed Fiscal Year 1952-53
	EXPENDITURES				
MAINTENANCE AND OPERATION—Continued					
All Other—Continued					
Communication	3,171.96	782.51	2,820	3,190	120
Educational Services	1,331.70	535.00	860	1,350	1,058
Entertainment Services	1,010.00	120.00	1,300	1,800	1,542
Heat, Light and Power Services	18,247.58	6,669.51	18,120		
Inspection and Regulation Services	17.00		50	50	25
Insurance—N. O. C.	2,669.09	531.67	5,500	6,450	5,415
Insurance—Auto Mileage	275.00	80.00	240	240	240
Laundry, Cleaning and Waste Removal Services		6.00	50	870	470
Office Services	1.08				
Postage			12	12	12
Professional and Expert Services	8,685.00	175.00	10,000	10,375	9,375
Rent—Buildings and Offices			2,650		
Repairs—Operating Equipment	141.38	62.88	205	205	150
Special Services	1,084.47	278.30	279		
Transportation, Local	18.50	18.00	36	36	36
Transportation Services	3,421.00	1,203.40	5,200	8,400	6,216
Traveling Expenses	2,101.29	515.30	1,250	5,295	5,295
Water Service	1,667.47	1,034.99	2,440		
TOTAL MAINTENANCE AND OPERATION	$ 102,181.91	$ 32,132.68	$ 110,053	$ 136,760	$ 97,303
Deductions:					
Departmental Credits	$	$	$	$ 918	$ 239
Service Charges	272.03		535	300	300
Total Deductions	$ 272.03	$	$ 535	$ 1,218	$ 539
TOTAL MAINTENANCE AND OPERATION—NET	$ 101,909.88	$ 32,132.68	$ 109,518	$ 135,542	$ 96,764
CAPITAL OUTLAY					
Equipment	$ 10,243.06	$ 3,646.44	$ 9,300	$ 48,150	$ 33,798
1 Airbrush	$ 31				
1 Band Saw	485				
1 Blackboard	30				
1 Book holder, Rectigraph	155				
Books	3,500				
1 Camera	526				
2 Cases, storage	360				
5 Chairs	175				
1 Chisel, power	189				
3 Desks	250				
2 Drills	103				
1 set Earphones	12				
* Exhibit Acquisitions	25,000				
4 Filing Cabinets	395				
1 Filing Section	36				
8 Heaters	500				
1 Lawn Edger	25				
1 Meter, light	12				
1 Microphone stand with boom	40				
1 Mineralight, ultra violet	99				
1 Paper cutter	35				
1 Power Mower	530				
1 Printer	26				
1 Scale	64				
1 Stand	25				
1 Stapler	15				
1 Starter	250				
1 Tool, lapidary machine	133				
1 Transformer	25				
1 Tripod	27				
4 Typewriters	670				
1 Utility tool	75				
TOTAL HISTORY, SCIENCE AND ART	$ 526,005.27	$ 207,424.90	$ 543,718	$ 676,996	$ 586,615

Parks and Recreation Department

The Department of Parks and Recreation administers and supervises County parks, recreation areas and beaches and maintains all structures, appurtenances, equipment and grounds therein; supervises recreational activities, lifeguard service on County-owned beaches and beaches of other governmental jurisdictions; and provides roadside tree maintenance and inspection services.

APPROPRIATIONS $3,235,475

Classification	EXPENDITURES Actual Prior Year 1950-51	Actual Current Year To 1-1-52	Estimated Current Year 1951-52	Requested Fiscal Year 1952-53	Allowed Fiscal Year 1952-53
SALARIES AND WAGES	$2,019,325.29	$1,055,842.42	$2,436,200	$2,847,289	$2,731,116
Deductions					
Salary Savings	$	$	$	$ 133,448	$ 190,000
Service Charges				1,600	101,600
Total Deductions	$	$	$	$ 135,048	$ 291,600
SALARIES AND WAGES—NET	$2,019,325.29	$1,055,842.42	$2,436,200	$2,712,241	$2,439,516
MAINTENANCE AND OPERATION					
Mechanical Service					
Auto Service	$ 46,308.14	$ 24,280.45	$ 55,756	$ 66,263	$ 62,470
Rent—Office Equipment	60.00		105	105	
Repairs and Minor Changes	1,974.95	363.72	7,200	7,545	7,545
Repairs — Operating Equipment	3,839.74	1,507.64	6,072	6,130	6,130
Stores Service					
Agricultural, Botanical and Animal Supp.	14,258.73	4,283.57	10,000	37,817	31,817
Automotive Supplies	9,383.21	6,345.47	21,917	22,378	18,378
Educational and Recreational Supplies	27,853.23	9,923.13	27,647	33,500	31,500
Feed and Forage for Animals	359.47		400	400	400
Fuel	959.94	175.49	1,125	1,200	1,200
Furnishings and Household Supplies	13,240.25	3,492.09	15,657	16,220	16,220
Laundry and Cleaning Supplies	19,847.31	8,425.82	20,432	22,500	22,500
Laundry, Cleaning and Waste Removal Services	2,204.55	631.75	14,580	16,000	16,000
Medical, Surgical and Laboratory Supp.	2,780.76	505.36	1,524	1,524	1,524
Miscellaneous Services	153.26	230.19	231		
Office Services	30.00		80	80	80
Office Supplies	2,469.78	884.85	3,933	4,065	4,065
Other Operating and Maintenance Supplies, N. O. C.	78,245.05	25,036.63	52,574	52,574	44,574
Postage	1,445.75	270.50	1,000	1,600	1,600
Printing and Other Reproductive Supplies	1,458.69	411.61	1,125	1,200	1,200
Rent—Special Equipment, N. O. C.	1,213.16	2,321.00	2,321	2,000	2,000
Repairs — Operating Equipment	11,201.07	7,940.31	18,399	26,134	19,500
Reports and Bulletins—Departmental	41.00	21.21	22		
Small Tools, Implements and Craft Supps.	16,955.24	7,063.49	19,258	19,511	19,511
Stationery and Forms	2,975.09	1,402.54	2,896	3,000	3,000
Wearing Apparel			1,800	2,145	1,545
Central Duplicating Bureau					
Stationery and Forms		110.44	1,800	2,531	2,531

PARKS AND RECREATION DEPARTMENT—Continued

Classification	EXPENDITURES Actual Prior Year 1950-51	Actual Current Year To 1-1-52	Estimated Current Year 1951-52	Requested Fiscal Year 1952-53	Allowed Fiscal Year 1952-53
MAINTENANCE AND OPERATION —Continued					
All Other					
Auto Mileage	24,551.31	11,115.98	30,000	38,064	34,564
Communication	13,780.85	8,437.11	16,120		
Heat, Light and Power Services	43,140.71	21,990.63	54,930		
Inspection and Regulation Services			1,200	1,200	1,200
Insurance—Auto Mileage	2,875.00	1,340.00	3,240	4,440	4,440
Laundry, Cleaning and Waste Removal Services	9,349.25	3,370.25	3,371		
Office Services	1,485.70	250.04	1,262	1,350	1,350
Postage	13.92	11.01	22	10	10
Professional & Expert Services	3,281.95	648.20	649	6,250	6,250
Rent—Building and Offices	1,600.00	1,025.00	15,145	2,500	2,500
Rent—Special Equipment, N. O. C.	7,279.80		5,000	7,500	5,300
Repairs and Minor Changes	995.34	756.03	975	120	120
School District Recreation Contracts	261,597.77	109,080.52	325,000	355,000	355,000
Transportation, Local	96.30	55.40	125	200	200
Transportation Services	656.30	229.00	458		
Traveling Expenses	414.41	514.98	1,000	900	900
Water	47,263.89	37,959.43	55,100	35,000	25,000
TOTAL MAINTENANCE AND OPERATION	$ 677,640.87	$ 302,410.84	$ 801,451	$ 798,956	$ 752,124
Less Service Charges	29,467.84	3,271.87	4,275	6,400	6,400
TOTAL MAINTENANCE AND OPERATION—NET	$ 648,173.03	$ 299,138.97	$ 797,176	$ 792,556	$ 745,724
CAPITAL OUTLAY					
Equipment	$ 94,644.82	$ 16,194.26	$ 34,000	$ 94,255	$ 50,235
1 Aerifier	$ 650				
1 Attachment, Grinding	90				
38 Benches	1,900				
1 Binoculars	125				
Books	50				
25 Booths	6,000				
2 Bulletin Boards	20				
5 Cabinets	460				
1 Calculating Machine	800				
1638 Chairs	9,905				
1 Charger, Battery	40				
2 Desks	200				
8 Flood Lights	350				
20 Floorings, Portable Dance	500				
12 Footlights	1,240				
3 Grinders	271				
3 Heaters	600				
3 Joiners, Chain Saw	75				
1 Ladder, Extension	50				
1 Locator, Pipe	225				
1 Microphone, with stand	75				
8 Mowers	2,250				
2 Public Address System	500				
8 Platforms	5,000				
1 Pump, Portable	335				
5 Risers, Folding	750				
1 Saw, Band	2,000				
1 Saw, Chain	450				

PARKS AND RECREATION DEPARTMENT—Continued

Classification		EXPENDITURES Actual Prior Year 1950-51	Actual Current Year To 1-1-52	Estimated Current Year 1951-52	Requested Fiscal Year 1952-53	Allowed Fiscal Year 1952-53
CAPITAL OUTLAY—Continued						
Equipment—Continued						
1 Saw	400					
1 Sander, Floor	604					
2 Screens	215					
50 Sprinklers	2,500					
2 Stage Equipment, Standard	1,200					
1 Stand, Projection	50					
167 Tables	8,540					
8 Trimmers and Edgers	240					
5 Typewriters	925					
1 Vacuum Cleaner	650					
TOTAL PARKS AND RECREATION DEPARTMENT		$2,762,143.14	$1,371,175.65	$3,267,376	$3,599,052	$3,235,475

Miscellaneous Unclassified

Total Appropriations **$17,504,754**

Soldier Burials

This appropriation is required by the military and Veterans Code, and covers the cost of funerals and perpetual care of graves for honorably discharged soldiers, sailors, or marines, and their widows who die without sufficient means to defray such expenses. The Federal Government provides for the burial of veterans who served honorably during time of war.

APPROPRIATION $1,950

Classification	EXPENDITURES				
	Actual Prior Year 1950-51	Actual Current Year To 1-1-52	Estimated Current Year 1951-52	Requested Fiscal Year 1952-53	Allowed Fiscal Year 1952-53
MAINTENANCE AND OPERATION					
Mechanical Service					
Auto Service	$ 5.90	$ .95	$ 45	$ 45	$
All Other					
Cemetery and Interment Expense	1,819.51	600.00	2,500	2,500	1,950
Communications	42.33	13.10	50	50	
TOTAL SOLDIER BURIALS	**$ 1,867.74**	**$ 614.05**	**$ 2,595**	**$ 2,595**	**$ 1,950**

Telephone Department

This department handles the operation of private branch systems, and all other telephone services for County departments, other than institutions, and arranges for installations, moves, and changes of required telephone facilities. Exchange service charges reflected as "communications" consist primarily of costs accruing from the use of telephone company equipment and local and toll message charges.

APPROPRIATIONS $1,028,325

Classification	EXPENDITURES Actual Prior Year 1950-51	Actual Current Year To 1-1-52	Estimated Current Year 1951-52	Requested Fiscal Year 1952-53	Allowed Fiscal Year 1952-53
SALARIES AND WAGES	$ 137,586.81	$ 82,075.94	$ 150,000	$ 396,373	$ 380,756
Deductions					
Salary Savings	$	$	$	$ 40,750	$ 36,265
Service Charges				22,700	22,700
Total Deductions	$	$	$	$ 63,450	$ 58,965
SALARIES AND WAGES—NET	$ 137,586.81	$ 82,075.94	$ 150,000	$ 332,923	$ 321,791
MAINTENANCE AND OPERATION					
Mechanical Service					
Auto Service	$ 43.15	$ 16.25	$ 83	$ 190	$ 190
Office Machine Maintenance	56.00	63.00	63		
Repairs & Minor Changes	38.52	37.81	1,825	250	
Repairs — Operating Equipment	62.68	3.26	70	100	100
Transportation Services	3.02	12.24	30	50	50
Stores Service					
Communications	11,830.37	2,784.15	10,000	17,000	14,000
Office Services	177.00	73.75	177	180	180
Office Supplies	101.99	33.81	150	250	200
Postage	15.03		20		
Printing & Other Reproductive Supplies	2.93		5	15	15
Reports and Bulletins—Departmental	1,234.28		2,000	2,500	1,600
Stationery and Forms	474.37	149.18	800	1,200	500
Central Duplicating Bureau					
Stationery and Forms		7.15	8	300	300
All Other					
Communications	464,615.92	166,965.39	492,715	740,000	740,000
Office Services	.56	.10	2	5	5
Transportation—Local	21.25	7.40	40	50	50
Transportation Services	155.00	88.00	176		
TOTAL MAINTENANCE AND OPERATIONS	478,832.07	$ 170,241.49	$ 508,164	$ 762,090	$ 757,190
Less Service Charges	159,961.90	39,222.87	165,809	207,550	51,400
TOTAL MAINTENANCE AND OPERATION —NET	$ 318,870.17	$ 131,018.62	$ 342,355	$ 554,540	$ 705,790
CAPITAL OUTLAY					
Equipment	$ 285.89	$ 203.64	$ 386	$ 1,415	$ 744
1 Adding Machine	$ 297				
1 Cabinet	59				
2 Chairs	70				
1 Duplicator	188				
1 Fan	30				
1 Locker	85				
1 Table	15				
TOTAL TELEPHONE DEPARTMENT	$ 456,742.87	$ 213,298.20	$ 492,741	$ 888,878	$1,028,325

Mechanical Service

This is a revolving fund type appropriation in which expenditures of the Mechanical Department for services rendered for other departments and for maintenance of the County's automotive fleet are accumulated and in turn charged to the departments receiving the service.

APPROPRIATION $75,000

Classification	EXPENDITURES				
	Actual Prior Year 1950-51	Actual Current Year To 1-1-52	Estimated Current Year 1951-52	Requested Fiscal Year 1952-53	Allowed Fiscal Year 1952-53
MAINTENANCE AND OPERATION					
Mechanical Department					
Stores Service					
Purchase of Materials	$ 529,112.30	$ 101,306.66	$ 600,000	$ 550,000	$ 550,000
All Other					
Salaries and Wages	1,360,088.71	597,745.69	2,512,518	1,104,213	1,035,749
Miscellaneous Services	509,503.31	142,855.74	590,000	200,000	200,000
Inventory			479,000	400,000	400,000
Shops and Garage					
Stores Service					
Automotive Supplies	154,819.51	72,750.74	72,751		
Fuel Supplies	789.47				
Gasoline—Garage			125,000	130,000	130,000
Gasoline—Service Stations			6,000	6,000	6,000
Office Services	10.00				
Purchase of Materials—Garage			60,000	60,000	60,000
Purchase of Materials—Shop			190,000	150,000	150,000
Repairs—Operating Equipment	132,159.87	48,161.28	48,162		
Inventory	10,994.14				
All Other					
Salaries and Wages	132,879.36	157,320.07	531,114	560,914	560,866
Miscellaneous Services	268,771.09	26,899.02	125,000	125,000	125,000
TOTAL MAINTENANCE AND OPERATION	$3,099,127.76	$1,147,039.20	$5,339,545	$3,286,127	$3,217,615
Less Service Charges	3,035,793.51	1,093,173.70	5,140,000	3,211,127	3,142,615
TOTAL MECHANICAL SERVICE—NET	$ 63,334.25	$ 53,865.50	$ 199,545	$ 75,000	$ 75,000

Assessments and Special District Taxes

Assessments and taxes payable by the county on its property situated in improvement and other special districts. Mandatory.

APPROPRIATION $23,163

Classification	EXPENDITURES				
	Actual Prior Year 1950-51	Actual Current Year To 1-1-52	Estimated Current Year 1951-52	Requested Fiscal Year 1952-53	Allowed Fiscal Year 1952-53
MAINTENANCE AND OPERATION					
Taxes and Assessments	$ 11,114.84	$ 3,704.77	$ 22,850	$ 23,163	$ 23,163

Statutory Payments-Bond Acts

Transfers to meet deficits in certain improvement district bond redemption funds: required by Improvement Bond Acts and by mandate of California Supreme Court, S. F. 15423, September 24, 1935. Mandatory requirements

Classification	EXPENDITURES				
	Actual Prior Year 1950-51	Actual Current Year To 1-1-52	Estimated Current Year 1951-52	Requested Fiscal Year 1952-53	Allowed Fiscal Year 1952-53
MAINTENANCE AND OPERATION					
No. 28—Alondra Park	$ 865.29	$	$	$	$
No. 30—Broadway	66.38	16.31	100		
No. 146—Elnora Street	70.61	78.13	100		
TOTAL STATUTORY PAYMENTS—BOND ACTS	$ 1,002.28	$ 94.44	$ 200	$	$

Insurance

Premiums on liability, fidelity and property insurance. Authorized by Board of Supervisors.

APPROPRIATION $276,100

Classification	Actual Prior Year 1950-51	Actual Current Year To 1-1-52	Estimated Current Year 1951-52	Requested Fiscal Year 1952-53	Allowed Fiscal Year 1952-53
	EXPENDITURES				
MAINTENANCE AND OPERATION					
Insurance					
Auto Liability	$ 76,814.61	$ 25,958.45	$ 83,170	$ 85,000	$ 85,000
Aviation		90.90	91	100	
Burglary	2,281.72	1,463.78	2,500	2,500	2,500
Fidelity	23,528.52	15,232.08	21,000	22,000	22,000
Fire and Liability	705.00	433.25	800	80,000	80,000
Forgery Bond			1,181		
Money and Securities	2,960.00	2,775.85	3,200	3,600	3,600
Plate Glass	531.97				
Property Reserve				200,000	100,000
TOTAL MAINTENANCE AND OPERATION	$ 106,821.82	$ 45,954.31	$ 111,942	$ 393,200	$ 293,100
Less Service Charges	515.12		2,800	17,000	17,000
TOTAL INSURANCE—NET	$ 106,306.70	$ 45,954.31	$ 109,142	$ 376,200	$ 276,100

Maintenance of Unassigned County Equipment

Repairing and refinishing equipment released to the storeroom by departments so that it may be available for use by other departments, thus eliminating the necessity for the purchase of new equipment.

APPROPRIATION $5,500

Classification	Actual Prior Year 1950-51	Actual Current Year To 1-1-52	Estimated Current Year 1951-52	Requested Fiscal Year 1952-53	Allowed Fiscal Year 1952-53
	EXPENDITURES				
MAINTENANCE AND OPERATION					
Mechanical Service					
Repairs — Operating Equipment	$ 4,906.79	$ 2,715.76	$ 5,250	$ 5,250	$ 5,250
Stores Service					
Other Operating and Maintenance Supplies, N. O. C.	111.83	34.37	250	250	250
TOTAL MAINTENANCE OF UNASSIGNED COUNTY EQUIPMENT	$ 5,018.62	$ 2,750.13	$ 5,500	$ 5,500	$ 5,500

Judgments and Damages

Provides for the payment of final judgments against the County of Los Angeles as of record in the office of the County Clerk, as required by the Government Code.

APPROPRIATION $35,000

Classification	Actual Prior Year 1950-51	Actual Current Year To 1-1-52	Estimated Current Year 1951-52	Requested Fiscal Year 1952-53	Allowed Fiscal Year 1952-53
	EXPENDITURES				
MAINTENANCE AND OPERATION					
Liquidation of Judgments and Damages	$ 64,481.70	$ 3,218.85	$ 35,000	$ 35,000	$ 35,000

Patriotic Hall

Erected and maintained by the County under provisions of the Military and Veterans Code, for use by organizations composed of veterans. Revenues are derived from the rental of space to veterans organizations, auxiliaries, and the general public for meetings and other functions.

APPROPRIATION $64,361

Classification	Actual Prior Year 1950-51	Actual Current Year To 1-1-52	Estimated Current Year 1951-52	Requested Fiscal Year 1952-53	Allowed Fiscal Year 1952-53
	EXPENDITURES				
SALARIES AND WAGES	$ 42,560.40	$ 19,696.44	$ 45,700	$ 49,831	$ 48,060
Less Salary Savings				1,380	960
SALARIES AND WAGES—NET	$ 42,560.40	$ 19,696.44	$ 45,700	$ 48,451	$ 47,100
MAINTENANCE AND OPERATION					
Mechanical Service					
Auto Service	$ 71.30	$ 25.90	$ 60	$ 165	$ 165
Office Machine Maintenance	22.00	22.00	22	22	
Repairs and Minor Changes	3,553.29	2,085.48	3,524	12,644	6,537
Repairs — Operating Equipment	1,889.50	381.81	1,288	3,285	1,936
Stores Service					
Fuel Supplies	374.94		400	400	400
Furnishings and Household Supplies	570.42	213.97	750	2,095	1,820
Laundry and Cleaning Supplies	418.47	197.24	400	400	400
Office Supplies	38.10	5.78	35	35	35
Other Operating and Maintenance Supplies, N. O. C.	242.18	195.60	250	250	250
Postage	24.00	30.00	42	25	25
Repairs—Operating Equipment	2.55		175	175	175
Small Tools, Implements and Craft Supps.	28.51	30.57	90	90	50
Special Services	173.50		180	180	180

PATRIOTIC HALL—Continued

Classification	EXPENDITURES Actual Prior Year 1950-51	Actual Current Year To 1-1-52	Estimated Current Year 1951-52	Requested Fiscal Year 1952-53	Allowed Fiscal Year 1952-53
MAINTENANCE AND OPERATION—Continued					
All Other					
Communications	306.60	127.10	300	300	50
Heat, Light and Power Services	3,454.85	1,564.22	3,350	3,350	
Laundry, Cleaning and Waste Removal Services	120.00	50.00	130	130	130
Repairs and Minor Changes		11.00	30	30	30
Repairs—Operating Equipment	12.87				
Special Services	5.07	2.01	10	10	10
Stationery and Forms	1.14				
Water Service	253.08	126.13	250	250	
TOTAL MAINTENANCE AND OPERATION	$ 11,562.37	$ 5,068.81	$ 11,286	$ 23,836	$ 12,193
Less Service Charges	42.33	13.10	50	50	
TOTAL MAINTENANCE AND OPERATION—NET	$ 11,520.04	$ 5,055.71	$ 11,236	$ 23,786	$ 12,193
CAPITAL OUTLAY					
Equipment	$ 4,991.51	$ 120.78	$ 3,970	$ 7,569	$ 5,068
103 Chairs $1,820					
1 Drainboard 243					
1 Sink 390					
18 Tables 1,980					
17 Telephone instruments 635					
TOTAL PATRIOTIC HALL	$ 59,071.95	$ 24,872.93	$ 60,906	$ 79,806	$ 64,361

Workmen's Compensation

Payments to injured county employees and workmen. Required by former Workmen's Compensation, Insurance and Safety Act, now Division IV of the Labor Code. Expenditures mandatory.

APPROPRIATION $715,550

Classification	EXPENDITURES				
	Actual Prior Year 1950-51	Actual Current Year To 1-1-52	Estimated Current Year 1951-52	Requested Fiscal Year 1952-53	Allowed Fiscal Year 1952-53
MAINTENANCE AND OPERATION					
Accident Awards to County Employees	$ 75,823.28	$ 30,142.78	$ 76,000	$ 80,000	$ 77,650
State Compensation Fund	445,435.58	142,065.01	526,300	637,900	637,900
TOTAL WORKMEN'S COMPENSATION	$ 521,258.86	$ 172,207.79	$ 602,300	$ 717,900	$ 715,550

County Employees' Retirement Fund

Contributions, in addition to deductions from employees' salaries, to the County Employees Retirement Fund to provide retirement allowances for County employees who are retired on account of age or disability. Records and accounts pertaining thereto are under the control of the County Treasurer. Mandatory.

APPROPRIATION $5,989,000

Classification	EXPENDITURES				
	Actual Prior Year 1950-51	Actual Current Year To 1-1-52	Estimated Current Year 1951-52	Requested Fiscal Year 1952-53	Allowed Fiscal Year 1952-53
SALARIES AND WAGES					
County Employees' Retirement	$4,192,929.39	$1,894,274.05	$5,071,450	$5,989,000	$5,989,000
Less Service Charges		18,738.13	99,000		
TOTAL COUNTY EMPLOYEES' RETIREMENT FUND—NET	$4,192,929.39	$1,875,535.92	$4,972,450	$5,989,000	$5,989,000

Off-Street Parking

Provides for the rental or purchase of property for the purpose of providing off-street parking in various areas in which parking meters have been installed. Net proceeds from the parking meters, after payment of costs of meter purchases and maintenance and costs of collection, are accumulated in individual funds to be utilized for this purpose.

APPROPRIATION $130,520

Classification	EXPENDITURES Actual Prior Year 1950-51	Actual Current Year To 1-1-52	Estimated Current Year 1951-52	Requested Fiscal Year 1952-53	Allowed Fiscal Year 1952-53
MAINTENANCE AND OPERATION					
Rent of Land:					
Bellflower Development	$	$	$	$ 3,600	$ 3,600
Downey Development				5,400	5,400
East Los Angeles Development				1,200	1,200
TOTAL MAINTENANCE AND OPERATION	$	$	$	$ 10,200	$ 10,200
CAPITAL OUTLAY					
Structural & Non-structural Improvements					
Purchase of Land:					
Bellflower Development	$ 1,199.99	$	$ 11,432	$ 15,710	$ 15,710
Downey Development			22,817	28,805	28,805
East Los Angeles Development			11,253	26,760	26,760
Lancaster Development	3,500.00		8,689	21,390	21,390
Montrose Development			9,843	8,960	8,960
Temple City Development			3,300	5,555	5,555
Walnut Park Development			8,709	13,140	13,140
TOTAL CAPITAL OUTLAY	$ 4,699.99	$	$ 76,043	$ 120,320	$ 120,320
TOTAL OFF-STREET PARKING	$ 4,699.99	$	$ 76,043	$ 130,520	$ 130,520

Exploitation

Advertising the resources of the county, through papers, periodicals, programs, associations, displaying products and industries at expositions, fairs, etc. A special levy of tax not to exceed 4 cents is authorized by the Government Code.

APPROPRIATION $629,690

Classification	EXPENDITURES Actual Prior Year 1950-51	Actual Current Year To 1-1-52	Estimated Current Year 1951-52	Requested Fiscal Year 1952-53	Allowed Fiscal Year 1952-53
MAINTENANCE AND OPERATION					
All Year Club of Southern California	$ 300,000.00	$	$ 300,000	$ 397,440	$ 397,440
California Mission Trails Association	4,000.00	1,700.00	4,000	5,000	4,000
Chamber of Commerce	234,600.00	58,382.20	230,000	213,500	213,500
Death Valley Encampment				750	750
Roads to Romance Association	4,000.00		4,000	4,000	4,000
State Chamber of Commerce		2,500.00	10,000	10,000	10,000
Tournament of Roses	10,000.00		7,500		
TOTAL EXPLOITATION	$ 552,600.00	$ 62,582.20	$ 555,500	$ 630,690	$ 629,690

Exposition

Advertising the resources of the county, through maintenance of exhibits of products and resources at fairs and expositions, for the purpose of encouraging immigration; increasing trade in the products of the state and county, giving of premiums for competitive excellence of such products at local fairs or exhibitions. The Government Code authorizes a special tax levy, not to exceed 4 cents, for this purpose.

APPROPRIATION $16,200

Classification	EXPENDITURES Actual Prior Year 1950-51	Actual Current Year To 1-1-52	Estimated Current Year 1951-52	Requested Fiscal Year 1952-53	Allowed Fiscal Year 1952-53
MAINTENANCE AND OPERATION					
Chamber of Commerce	$ 15,600.00	$ 3,611.95	$ 10,200	$ 15,200	$ 15,200
County Fair — Hall of Health	7,000.00	7,000.00	7,000	3,500	1,000
Great Western Live Stock Show	10,000.00	10,000.00	10,000		
Tournament of Roses	2,500.00	50.00	2,500		
TOTAL EXPOSITION	$ 35,100.00	$ 20,661.95	$ 29,700	$ 18,700	$ 16,200

Aid to Other Governments and Non-Profit Organizations As Authorized by Law

To provide financial assistance to beach cities to assist in maintenance of life guard service, and for the sponsorship of various activities and associations considered to be of primary benefit to all of the people of Los Angeles County.

APPROPRIATION $463,861

Classification	EXPENDITURES				
	Actual Prior Year 1950-51	Actual Current Year To 1-1-52	Estimated Current Year 1951-52	Requested Fiscal Year 1952-53	Allowed Fiscal Year 1952-53
MAINTENANCE AND OPERATION					
Antelope Valley Soil Conservation Dist...	$	$ 1,600.00	$ 1,600	$	$
Avalon—Life Guard Service	4,000.00		4,000	6,500	4,000
Avalon-Rescue Patrol Boat	2,500.00		2,500	2,500	2,500
California Arboretum Foundation	34,000.00	13,686.92	34,000	87,300	56,600
County Centennial Commission	6,000.00				
Greater Los Angeles Chapter, National Safety Council				15,000	
Fort Moore Hill Pioneer Memorial	13,228.26		80,000	49,272	49,272
Long Beach—Life Guard Service	24,000.00		29,666	121,750	50,000
Los Angeles—Life Guard Service			29,667	196,778	50,000
Los Angeles County X-ray Survey Foundation	200,000.00				
Marking Historic Sites			1,000	1,000	1,000
Metropolitan Recreation and Youth Services Council				7,625	7,625
Music Commission:					
Civic Light Opera Association			2,500	2,500	2,500
County Band	33,000.00	7,592.09	20,000	40,000	20,000
Easter Sunrise Service			2,500	2,500	2,500
Guild Opera				25,000	
Hollywood Bowl	65,000.00	60,000.00	60,000	65,000	65,000
Pilgrimage Play		7,000.00	7,000	9,000	7,000
Symphonies for Youth	65,000.00		60,000	65,000	65,000
Miscellaneous	38,251.66		2,228	4,900	2,314
Redondo Beach Sea Wall				15,000	
San Fernando Soil Conservation District				2,000	2,000
San Pedro Fisherman's Fiesta				15,000	
Santa Monica——Life Guard Service	24,000.00		29,667	50,000	50,000
Shore Line Planning Association	2,500.00	625.00	1,250	1,250	1,250
State Chamber of Commerce	10,000.00				
Upper Santa Clara Soil Conservation District		500.00	500	300	300
U. S. Forest Service	20,000.00	6,000.00	20,000	40,000	25,000
V.F.W. Magazine				4,400	
Veterans of Foreign Wars				10,150	
TOTAL AID TO OTHER GOVERNMENTS AND NON-PROFIT ORGANIZATIONS	$ 541,479.92	$ 97,004.01	$ 388,078	$ 839,725	$ 463,861

County Fair Grounds

Through this appropriation, funds derived under authority of the Agricultural and Racing Acts and allocated by the State Division of Fairs and Expositions are made available to the County Fair Association for expenditure. The appropriation is entirely offset by revenue other than taxes and, therefore, is not reflected in the General County Tax Levy.

APPROPRIATION $755,000

Classification	EXPENDITURES Actual Prior Year 1950-51	Actual Current Year To 1-1-52	Estimated Current Year 1951-52	Requested Fiscal Year 1952-53	Allowed Fiscal Year 1952-53
MAINTEANCE AND OPERATION					
Services and Supplies	$	$	$	$ 250,000	$ 250,000
CAPITAL OUTLAY					
Structural and Non-Structural Improvements					
Fair Grounds Buildings	$	$	$	$ 505,000	$ 505,000
TOTAL COUNTY FAIR GROUNDS	$	$	$	$ 755,000	$ 755,000

Reimbursement to Subdividers

Under authority of the Subdivision Map Act the County can acquire larger size pipe and outfall sewers, constructed outside of tracts in which sanitary sewer construction is required. The subdivider is reimbursed by the County a proportionate share of the cost incurred by additional size or length of such lines. The County, in turn, collects from the property outside the subdivision benefited by the additional sewage facilities when the sewer permits are issued.

APPROPRIATION $350,000

Classification	EXPENDITURES Actual Prior Year 1950-51	Actual Current Year To 1-1-52	Estimated Current Year 1951-52	Requested Fiscal Year 1952-53	Allowed Fiscal Year 1952-53
MAINTENANCE AND OPERATION					
From Tax Revenue					
Reimbursement to Subdividers	$ 222,656.83	$	$ 50,000	$ 50,000	$ 50,000
From Contingent Revenue					
Reimbursement to Subdividers				300,000	300,000
TOTAL REIMBURSEMENT TO SUBDIVIDERS	$ 222,656.83	$	$ 50,000	$ 350,000	$ 350,000

Miscellaneous Special Appropriations

Special appropriations authorized by the Board of Supervisors but not included in the County budget. These items are financed from special funds derived from revenue other than taxes and are, therefore, not reflected in the General County Tax Levy.

Classification	EXPENDITURES Actual Prior Year 1950-51	Actual Current Year To 1-1-52	Estimated Current Year 1951-52	Requested Fiscal Year 1952-53	Allowed Fiscal Year 1952-53
MAINTENANCE AND OPERATION					
Water Meter Installation Fund	$ 30,679.55	$ 7,769.31	$ 31,000	$	$
Parking Meter Districts:					
Bellflower	18,310.78	6,067.22	20,000		
Downey	10,726.22	4,152.09	13,000		
East Los Angeles	1,974.29	8,361.05	20,000		
Lancaster	7,089.10	2,852.36	7,200		
Montrose	5,944.55	3,075.10	7,800		
Temple City		763.82	2,000		
Walnut Park	863.49	31.16	1,000		
TOTAL MAINTENANCE AND OPERATION	$ 75,587.98	$ 33,072.11	$ 102,000	$	$
CAPITAL OUTLAY					
Equipment					
Parking Meter Maintenance Fund	$ 5,611.18	$	$	$	$
TOTAL MISCELLANEOUS SPECIAL APPROPRIATIONS	$ 81,199.16	$ 33,072.11	$ 102,000	$	$

CAPITAL PROJECTS DEPARTMENTAL INDEX

Projects Listed are Those for Which 1952-53 Budget Request Was Made

Page

Accumulative Capital Outlay Funds

Superior Court Building, Civil (2850) 322

Airports (See County Engineer)

Acton Camp (See Charities)

Agricultural Department

Lancaster Agricultural Storage Building and Garage, (1181) (5) 378

Arboretum

Arboretum, State of California and County of Los Angeles, (2539) (1) 576

Art Institute, County

Art Building, Los Angeles County Art Institute (3940) 512

Biscailuz Center (See Sheriff)

Charities—Acton Camp

Administration Building Addition, (4558) 466
Alterations to Interior Electric Wiring, (4621) 466
Bathhouse, Insulation and Heating, (4366) 466
Cabin Heating, (4559) 466
Ceiling and Wall Insulation, Garage Building, (3799) 466
Doctor's Residence (3234) 466
Erection of Two Task Force Buildings, (3878) 466
Floors and Ceilings for Cabins, (4560) 468
Foundations for Buildings from Camp Baldy, (4561) 468
Install New Electric Wiring, (4623) 468

Charities—Acton Camp—Continued

Page

Kitchen and Dining Room Building Repairs, (4562) 468
Land Grading, (4563) 468
Modernizing Electrical Distribution System, (4622) 470
New Dispensary Floor Covering, (4565) 470
New Kitchen and Dining Room, (4566) 470
Outdoor Theater, (4564) 470
Sewage Plant Dry Well and Pump, (4567) 470
Sewage Plant Water Line, (4568) 470
Toilet and Washroom Building, New (4240) 472
Visitors' Toilet Facilities (4239) 472

Charities—General Hospital

Acute Unit, Auditorium, Waterproof Roof Deck, (4209) 390
Acute Unit, Birth Room Overhead Lighting, (3813) 390
Acute Unit, Birth Rooms, Water Cooling Towers, (4214) 390
Acute Unit, Classroom, Waterproof Roof Deck, (4208) 390
Acute Unit, Doctors' Dining Room, Alterations, (3810) 390
Acute Unit, Kitchen Corridor, Metal Wainscoting, (3818) 390
Acute Unit, Librarian and Credit Union Offices, (4213) 390
Acute Unit, Oxygen Piping System, (3040) 392
Acute Unit, Public Toilets, (4212) 392
Acute Unit, Surgeries, Water Cooling Towers, (4215) 392
Acute Unit, Waterproof Ceiling in Telephone Terminal Room, (3805) 392
Acute Unit, X-Ray Alterations, (3201) 392
Acute Unit, X-Ray, Floor and Ceiling Improvements, (4421) 392
Auditorium, Renovate and Redecorate, (4207) 394
Automatic Leveling for No. 7 Elevator, (4596) 394
Communicable Diseases Building, New, (2034) 394
Communicable Diseases Building, New, Utilities, Tunnel Fences Appurtenances, (3934) 394
Dishwashing Room, Alterations and Equipment Replacement, (4206) 394
Fire Safety Improvements, (3866) 396
Intern and Resident Physicians' Home, (1236) 396
Laundry Building, Locker and Rest Room Additions, (4217) 396
New Water Distribution System, (4420) 396
Nurses' Home, (1238) 396
Nurses' Residence Expansion, (4418) 398
Old Incinerator Building Conversion to Linen Storage, (4419) 398
Old Psychopathic Building Conversion to Laboratories, (4422) 398
Osteopathic Unit, Doctors' Dining Room Alterations, (3811) 398

Charities—General Hospital—Continued

Page

Pharmacy, Cooling Tower and De-Ionizer, (3807) 398
Power House, New Boiler and Equipment, (3838) 398
Repair Corridor, (4417) Building 100 to Building 60 398
Reroof Old Interns Home, (4416) 400
Roadway Repairs, State Street and Ambulance Court, (4218) 400
Service Building, Alterations, (2691) 400
Service Building, Elevator and Dumbwaiter Improvements, (3035) 400
Surgeries, Air Condition for Explosion-Proofing, (4220) 400
Surgeries, Explosion-Proof Flooring (4219) 402
Tuberculosis Building, Gunite and Paint Exterior, (4102) 402
Tuberculosis Building, Laboratory Expansion, (3819) 402
Tuberculosis Building, Stairway Enclosure, (3313) 402
Velocity Steam System for Laundry, (4415) 402

Charities—Harbor General Hospital

Acute Ward, Nurses' Call System, (3168) 404
Administration Building Alterations, (4078) 404
"B" and "C" Wings, Main Corridor Lighting Improvements, (3175) 404
Boiler House, Plaster, (2812) 404
Boiler Room, Catwalk and Platform, (2813) 404
Bridge Over Drainage Canal, (4404) 220th Street Boundary 404
"C" Wing Corridor, Finish Interior Walls, (3160) 404
Canopy Roof, Food Handling Dock, (4088) 406
Corridor Heating, (4400) 406
"D" Wing Corridor, Finish Interior Walls, (3158) 406
"D" and "E" Wings, Lighting Improvements, (3174) 406
Dormitory Buildings for Medical Staff, (2895) 406
"E" Wing Corridor, Finish Interior Walls, (3159) 406
Electrical Distribution, Overhead, Repairs, (2940) 406
Emergency Hospital Building Access Sidewalk and Curb, (4052) 408
Emergency Hospital Building, Asphalt Tile Floor, (4403) 408
E.N.T. Clinic Building Alterations, (4407) LACO No. 2051 408
Finish Connecting Corridor Interiors, (4399) 408
Fire Alarm System Extension, (4236) 408
Linen Distribution and Sewing Center Alterations, (4405) LACO No. 2093 408
Mechanical and Automotive Shop Building, (2826) 410
Medical Dormitory, Access and Parking Facility, (4048) 410
Medical Staff Offices, (4096) 410
Morgue Alterations, (4401) 410

Charities—Harbor General Hospital—Continued

Page

Open Arcades, Enclosures, "F" and "G" Wings and Connections, (3747) 410
Outpatient Clinics Building, (4406) 412
Paint Shop, (4094) 412
Parking Area, Visitors', Surfacing, (2933) 412
Patients' Dining Room, (4082) LACO No. 2098 412
Physical Therapy Addition, (4100) 412
Premature Nursery Improvements, (4093) 414
Public Telephone Cubicles, "C", "D", "E", Wings, (3673) 414
Steam Flowmeters, Steam Plant, Installation, (3743) 414
Steam Line Extension, Various Locations, (3179) 414
Steam Plant Piping Corrections, (4409) 414
Storage Tank, Fuel Oil, (3162) 414
Street Lighting System, Modernization, (2931) 416
Surgery Service Addition, (4402) 416
Utility Work Room Improvements, (4408) 416
Veterans' Housing, Employee (3055) 416
Visitors' Parking Area (4050) 416
Ward C-5 Improvements, (4053) 416
Ward C-6 Improvements, (4054) 416
Warehouse Dock Roof, (4077) 418
X-Ray Building Improvements, (3839) 418
X-Ray Therapy Building (3746) 418

Charities—Long Beach General Hospital

Administration Office Building (3357) 418
Addition—Main Kitchen, (4503) 420
"A" Ward Plumbing Improvements, (4590) 420
Baggage Storage Building, (4114) 420
Building 3201 Alterations, (4106) 420
"B" Ward Plumbing Improvements, (4591) 420
Clinic Building, Area No. 1 Entrance Improvements, (4586) 420
Clinic Building, Area No. 2, (4119) 420
"C" Ward Plumbing Improvements, (4552) 422
"D" Ward Plumbing Improvements, (4553) 422
Double Garage C-3, (3995) 422
Drainage Improvements, (4634) 422
"E" Ward Plumbing Improvements, (4592) 422
Electric Service—Main Kitchen Ovens, (4502) 422
Employee Bungalow Porch Protection, (4501) 422
Fence Hospital Area, (3727) 422
"F" Ward Plumbing Improvements, (4582) 424

Charities—Long Beach General Hospital—Continued

Page

Garages, 12 Multiple, (3735) 424
Information Center, (4105) 424
Interior Partitions Ward H-1, (4426) 424
Interior Partitions Ward H-2, (4643) 424
"J" Ward Plumbing Improvements, (4583) 424
"K" Ward Plumbing Improvements, (4584) 424
Library Buildings, (3737) 426
"L" Ward Plumbing Changes, (4585) 426
Maintenance Shop Building Improvements, (4438) 426
Morgue Building (3738) 426
New Boiler Plant, (4575) 426
Parking Facilities—Paving, (4121) 428
Ramp Improvements, Wards A, J, K, L, (4589) 428
Road Resurfacing (4118) 428
Site Clearance, Bixby Property, (4635) 428
Street Sidewalk, Area No. 2, (4587) 428
Switchboard Anteroom Toilet Facilities, (4425) 428
Toilet Buildings, Public, (3359) 430
Toilets Relocation—Main Kitchen, (4514) 430
Ward "F" Rear Side Exit Ramp, (4424) 430
Wardrobes, Men's Dormitory, (4588) 430

Charities—Mira Loma Hospital

Mira Loma Hospital, (4650) (5) Lancaster 430

Charities—Olive View Sanatorium

Auto Equipment Storage Shed, (3361) 432
Auto Repair Shop Building, (3362) 432
Canteen and Post Office Building, (2637) 432
Enclose Wards 121 and 123, (4440) 432
Incinerator and Waste Disposal Building, (3213) 432
Laboratory Building, (3214) 434
Mechanical Shop Building, (4442) 434
New Heaters, (4443) 434
New Transformer Vault and Electric Service, (4444) 434
Pharmacy and Flammable Liquids Storage Building, (4085) 434
Ramp and Egress Improvement, Wards 101 and 102, (4086) 436
Remodel Kitchen, Ward 115, (4441) 436
Remodel Laundry Building, (4439) 436
Security Unit Hospital Ward, (4480) 436
Ward Porches, Enclose, (2803) 436

Charities—Rancho Los Amigos

Page

Administration Building, Additions, (2544) 438
Administration Building, Alterations, (4456) 438
Assistant Director's Office, (4473) 438
Bath and Toilet Rooms, Ward 302, (4450) 438
Carpenter Shop, Concrete Floor, (4475) 438
Commissary Heating System, (4468) 438
Dairy Barns, 1 and 3, Reroof, (3250) 440
Doctors' Paging System, Infirmary Wards, (4454) 440
Draw Curtains, Wards 201 to 214, (4153) 440
Electrical Additions, Wards 405, 406 and 407, (4464) 440
Electrical Improvements, Infirmary Wards, (4474) 440
Electric System Extension, (4455) 440
Emergency Generating Unit, (4154) 442
Exercise Yard Wall, Women's Mental Hygiene Ward, (4469) 442
Farm House, Addition, (3259) 442
Fence, Chain Link, (2738) 442
Fence, Men's Mental Hygiene Ward, (4146) 442
Fire Detection System, Mental Hygiene Wards, (4126) 442
Flower House, (2783) 442
Fluorescent Lighting, (4138) 444
Fluorescent Lighting Improvements, (4471) Mental Hygiene Wards 444
Garage Building, Central, (761) 444
Gasoline Station Heating System, (4156), LACO No. 1276 444
High Pressure Steam Return, Kitchen No. 1 to Power House, (4445) 444
Hospital Building, Emergency, (3417) 444
Incinerators, (4137) 446
Infirmary Units, 3 new, (3015) 446
Infirmary Wards, Porch Alterations, (3241) 446
Irrigation System, Extension and Additions, (3264) 446
Kitchen No. 1 Cafeteria Service, (4136) LACO No. 1262 446
Laundry Building, (2971) 448
Lawn Sprinkling System, New Infirmaries, (3720) 448
Loading Dock, Casa Consuela, (4147) LACO No. 1238 448
Loading Docks, Men's Mental Hygiene, Wards 1 and 2, (3710) LACO Nos. 1204 and 1205 448
Loading Docks, Women's Mental Hygiene Wards 1 and 2, (3708) LACO Nos. 1202 and 1203 448

Charities—Rancho Los Amigos—Continued

Page

Maintenance Warehouse, (1449) 448
New Chapel, (4478) 450
New Water Well (4446) 450
Occupational Therapy Building, (4202) Los Arcos Area 450
Paint Exterior of Wards 405, 406 and 407, (4460) 450
Parking Lot Lighting, (4145) 452
Parking Lot, Wards 405, 406 and 407, (4476) 452
Pharmacy Expansion, (3707) 452
Post Acute Polio Unit, (4378) 452
Poultry Laying House, Roof Extensions, (4152) 452
Poultry Shelter, (4149) 452
Power House, Additions and Renovations, Boiler and Generating Equipment, (2710) 454
Power House, Relocation of Ice Storage Space, (2552) 454
Psychopathic Hospital, Two Units, (2184) 454
Rancho Los Amigos, Fire Alarm System, (4221) 454
Rehabilitation Shop Building, (4470) 456
Repaint Buildings, (4477) 456
Replace Existing Floor Cover, Wards 301 and 303, (4457) 456
Replace Existing Floor Cover, Ward 302, (4458) 456
Replace Existing Floor Cover, Ward 304, (4459) 456
Replace Hot Water Supply Line, (4452) 456
Replace Steam Radiators, (4449) LACO Nos 1202 to 1203 458
Reroof Director's Residence, (4466) 458
Reroof Nurses' Homes, (4453) 458
Reroof Warehouse, (4467) 458
Resurfacing Roads and Parking Area, (4451) 458
Shop Building, Addition, (759) 458
Soft Water Line Extension, (4125) 460
Soiled Linen Storage and Loading Ramp, (4463) LACO No. 1205 460
Steam Heat Installation, (4465) Occupational Therapy Carpentry Shop LACO No. 1266 460
Storage Building, Paint, (3702) 460
Surgery Ventilation, (4228) 460
Tile Walls in Shower Rooms, Wards 301 and 303, (4461) 460
Toilet Installation, Room 105, Los Arcos, (4472) 460
Tract No. 7 Well Utilization for Domestic Use (4131) 462
Treatment Center and Nurses' Rest Room Alterations, Ward 302, (4448) 462

Charities—Rancho Los Amigos—Continued

Page

Turn-Around, Ward 407 (4151) 462
Ventilation System, Post-Poliomyelitis Wards, (4447) 462
Wainscot Corridor Walls, Wards 405, 406 and 407, (4462) 464
Ward 202, Remodel, (4130) 464

Charities—Warm Springs Camp

Rehabilitation Building, (4569) 474
Steel Water Tank, (4574) 474
Task Force Building, Steel, (3822) 474

Civic Centers, Branch

Altadena Civic Center (5)

Altadena Sheriff's Station Parking Lot (4612) 322
Department of Building and Safety Building, (2445) 322

Bellflower Civic Center (1)

Los Cerritos Municipal Court Building, (4386) 324

Burbank Civic Center (5)

Burbank County Courts Building, (4390) 324

Compton Civic Center (4)

Compton County Building (3915) 326

East Los Angeles Civic Center (1)

Department of Building and Safety Building, (4636) 326
East Los Angeles County Courts Building, (4521) 328
Sheriff's Station Building, (4637) 328

El Monte Civic Center (1)

El Monte Municipal Court Building, (4639) 328

Civic Centers, Branch—Continued

Page

Inglewood Civic Center (4)

Inglewood County Building, (3589) 330

Lancaster Civic Center (5)

Central Heating Plant, (4071) 330
Sheriff's Station, (4412) 330

Montrose Civic Center (5)

Building and Safety Building, (4518) 332

Pasadena Civic Center (5)

New County Office Building (3942) 332

San Fernando Civic Center (5)

Office Building, (3089) 334

Santa Anita Civic Center (1)

Santa Anita Municipal Court Building, (4640) 336

Santa Monica Civic Center (4)

Office Building, (3085) 336

South Bay Cities Civic Center (4)

Civic Building, South Bay Area, (3424) 338

Civic Centers, Branch—Continued

Page

Van Nuys Civic Center (5)

Van Nuys Municipal Courts, (4613) 338

Whittier Civic Center (1)

Department of Building and Safety Building, (4520) 338
Whittier Municipal Court Building, (4641) 340

Civic Center, Los Angeles

Alteration of Existing Parapets at Municipal Courts Building, (4607) 310
Alteration of Parapet Walls at Los Angeles County Hill Street Garage (4605) 310
Alteration of Parapets at 434 South San Pedro Street Building, (4600) 310
Alteration of Parapets at Garnier Building, (4608) 310
Alteration of Parapets at Porter Hotel, (4603) 310
Alteration of Parapets at 610 North Spring Street Building, (4601) 310
Alterations and Removal of Existing Balconies on Exterior of Hall of Records, (4597) 310
Alterations of Existing Parapet Walls—Three and Five Story, Civil Service Buildings, (4598) 312
Alterations of Parapet Walls at 808 North Spring Street Building, (4599) 312
Alterations of Parapets at 524 North Spring Street Building, (4606) 312
Alterations of Parapet Walls at 501 North New High Street, (4602) 312
Change Elevator No. 2 to Full Automatic at Hall of Records, (4610) 312
Civic Center Building Alterations, (3861) 312
Civic Center Central Heating Plant, (4517) 312
Civic Center Property Acquisition, (2105) 314
County Parking Lots, (4516) 314
Engineering Building, Alterations, (2947) 314
Engineering Building Alterations for Departmental Reorganization, (4519) 314
Engineering Building, Roof Rest and Recreation Area (3863) 314
Fire Standpipe System Extension at County Engineering Building, (4609) 316
Garage Parapet Wall, (4628) 316
Hall of Justice Elevator Changes, (4618) 316
Hall of Justice, Parking Lot Plantings (4242) 316
Hall of Justice, Wash Exterior Walls, (4064) 316
Hall of Records, 5th and 6th Floor Alterations, (4654) 316
Hall of Records, Wash Exterior Walls, (4063) 318

Civic Center, Los Angeles—Continued

Page

Law Library, Site Preparation, (4348) ... 318
Parking Lot Improvement, (4577) ... 318
Parking Lot Improvement, (4576) ... 318
Parking Lot No. 5, (4365) ... 320
Pedestrian Bridge, Hall of Justice to Municipal Court Building, (4642) ... 320
Protective Wall, (4231) Justicia Park ... 320
Removal of Parapets at Brotherton Building, (4611) ... 320
Site and Space Surveys, (4633) ... 320
Superior Court Building, Civil, (2850) ... 322

El Retiro (See Probation)

Engineer, County

County Airport, (4653) (5) Antelope Valley ... 344

Forester and Fire Warden

Battalion 4 Headquarters, Improvements, (1858) (5) ... 352
Battalion 5 Headquarters, (2606) (5) ... 352
Battalion 6 Headquarters, Improvements, (2347) (5) ... 352
Battalion 8 Headquarters, Improvements, (1860) (1) ... 352
Big Rock Fire Station, Improvements, (2335) (5) ... 352
Calabasas Fire Station, Improvements, (1172) (5) ... 354
Castaic Fire Station, (2337) (5) ... 354
Central Headquarters Building, Forester and Fire Warden (3288) (1) ... 354
Chatsworth Fire Station Improvements, (2614) (5) ... 356
Chatsworth Fire Station Well, (4252) (5) ... 356
Communications Center, Improvements, (2603) (5) ... 356
Fire Cistern, Battalion 5, (4164) (4) ... 356
Fire Cistern, Battalion 5, (4162) (4) ... 356
Fire Cistern, Battalion 5, (4161) (4) ... 356
Fire Cistern, Battalion 6, (4428) (5) ... 356
Fire Cistern, Battalion 6, (4430) (5) ... 358
Fire Cistern, Battalion 6, (4429) (5) ... 358
Fire Cistern, Battalion 6, (4436) (5) ... 358
Fire Cistern, Battalion 6, (4427) (5) ... 358
Fire Cistern, Battalion 6, (4431) (5) ... 358
Fire Cistern, Battalion 8, (4433) (1) ... 358
Fire Cistern, Battalion 8, (4432) (1) ... 358

Forester and Fire Warden—Continued

	Page
Fire Cistern, Battalion 8, (4435) (1)	358
Fire Cisterns Easement Acquisition, (4434)	360
Fire Cistern "Hernandez Bowl" Battalion 5, (3684)	360
Fire Cistern, Newell Tract, Corral Canyon, Battalion 5, (4163)(4)	360
Fire Cistern "Old Topanga", Battalion 5, (3683) (4)	360
Fire Combat Training Center, (2640) (1)	360
Fire Telephone Line Construction, Battalion 4, (4172) (5)	362
Fire Telephone Line Construction, Battalion 4, Section P-303, (3691) (5)	362
Fire Telephone Line Construction, Battalion 5, (4170) (4)	362
Fire Telephone Line Construction, Battalion 6, Section P-101, (2306) (5)	362
Fire Telephone Line Construction, Battalion 6, P-109 (4169) (5)	362
Fire Telephone Line Construction, Brooklyn Avenue to Central Headquarters Building, (4175) (1)	362
Fire Telephone Line Construction, Monterey Park, (4437) (1)	364
Fire Telephone Line Construction, Peck Road, (4173) (1)	364
Henniger Flats Plantation, (2600) (1)	364
Juvenile Camp No. 3, (2508) (5)	364
Juvenile Camp No 3, Administration Building, (4523) (5)	366
Juvenile Camp No. 3, School Building, Tapia Park, (4524)	366
Juvenile Camp No. 4, Improvements, (2509) (5)	366
Juvenile Camp No. 4, School Building, Bouquet Canyon, (4522)	368
Juvenile Camp No. 5, Near San Dimas Park, (2510) (1)	368
Juvenile Camp No. 5, School Building, San Dimas Park (4525)	368
Kagel Canyon Fire Station, Improvements, (2618) (5)	368
Las Flores Fire Station, Improvements, (3308) (4)	370
Lechuza Fire Station, (2904) (4)	370
Mint Canyon Fire Station, Improvements, (2908) (5)	370
Pacoima Warehouse Area (2601) (5)	370
Padua Hills Fire Station Improvements (2613) (1)	372
Pine Canyon Fire Station, (2340) (5)	372
Pine Canyon Fire Station Well, (4179)	372
South Hills Fire Station, Improvements, (2607) (1)	372
Storage and Repair Building, Biscailuz Center, (4178) (1)	372
Topanga Fire Main Extension, (1146) (5)	374
Topanga Fire Station, New, (1102) (5)	374
Vincent Fire Station, Improvements (2344) (5)	374
Vincent Fire Station Well, (4180)	374
Water Tank Installation, Replace Tank No. FD 13, Battalion 6, (4168) (5)	374
Water Tank Installation, Replace Tank No. 87, (3687) (5)	374
Zuma Fire Station, Improvements, (1147) (4)	376

Page

Fort Moore Memorial

Pioneer Memorial, Fort Moore Hill, (4647) (3) 576

General Hospital—(See Charities)

Harbor General Hospital—(See Charities)

Health Department

Alhambra Health Center, Lighting, (3566) (1) 386
Azusa Health Center, Lighting (4197) (1) 386
Bell Gardens Health Center, Sprinkler System (4201) (1) 386
Compton Health Center, Alterations and Improvements, (3312) (4) 386
El Monte Health Center, (3944) (1) 386
Monrovia Health Center, (4243) (1) 386
Pomona Health Center, Lighting, (4198) (1) 388
Torrance Health Center, Sprinkling System, (3048) (4) 388
Santa Monica Health Center, Lighting, (4199) (1) 388
Torrance Health Center, Lighting, (4200) (4) 388
Willowbrook Health Center, (4624) 388

History, Science and Art

Addition to Museum, (3881) (2) 512
Air Conditioning and Ventilation Museum Building, (4556) (2) 512
Alterations and Improvements, Museum Building, (3785) (2) 512
Automatic Elevator Replacement, Museum Building (4190) (2) 514
Elevator Reconditioning, Museum Building, (4191) (2) 514
Finish Front Walls of Wings, Los Angeles County Museum, (3864) (2) 514
Fire Safety Alterations, (2863) (2) 514
Hancock Park Development, (699) (3) 514
Parking Lot Attendant Shelter, (4557) (2) 516
Pit Observation Station Improvement, Hancock Park, (4555) (3) 516

Juvenile Hall

Page

Alterations of Parapets at 1501 Henry Street, (4604) 504
Gutter Replacement, Old Administration Building, (4632) 504
New Juvenile Hall, May and Henry Streets, (1566) 504
Reroof "C" Company Dining Room, (4630) 504
Sanitary Sewer, Old Juvenile Hall, (4629) 504
Ventilation System Installation, Boys' Building, (4631) 504

Mechanical Department

Automatic Sprinkler System, (4527) 348
District Maintenance Center, (4526) (5) 348
New Vehicle Repair Shop at 1700 Zonal Avenue, (4529) 348
Paint Interiors of West and Center Shop Buildings, (4638) (1) 348
Vehicle Repair Shop, (3191) (1) 348
Ventilation System, (4528) 350

Municipal Courts

East Los Angeles County Courts Building, (4521) 328
El Monte Municipal Court Building, (4639) 328
Inglewood County Building, (3589) 330
Los Cerritos Municipal Court Building, Bellflower, (4386) 324
New County Office Building, Pasadena, (3942) 332
Office Building, San Fernando, (3089) 334
Santa Anita Municipal Court Building, (4640) 336
Santa Monica Office Building, (3085) 336
South Bay Area Civic Building, (3424) 338
Van Nuys Municipal Courts, (4613) 338
Whittier Municipal Court Building, (4641) 340

Parks and Recreation—Beaches

Clifton County Beach, (2418) (4) 570
El Porto Beach, (2424) 570
Manhattan State Beach, (2423) (4) 572
Redondo County Beach, (2419) 572
Zuma Beach County Park, (2428) (4) 574

CAPITAL PROJECTS—DEPARTMENTAL INDEX—Continued

Parks and Recreation—Parks and Playgrounds

Page

Agoura Recreation Center, (3648) (5) 518
Alondra Park, (561) (4) 518
Altadena Golf Course and Park, (1594) 518
Arcadia County Park, (2434) (1) 520
Artesia Park, (1215) (1) 522
Athens Park, (1218) (4) 522
Atlantic Avenue Park, (563) (1) 522
Avalon-Sepulveda Park, (2515) (4) 524
Bassett Park, (3126) (1) 524
Bell Gardens Park, (780) (1) 526
Belvedere Park, (922) (1) 526
Biscailuz Center Recreation Area, (3583) 528
City Terrace Park, (564) (1) 528
Crescenta Valley Park, (919) (5) 528
Dexter Park, (565) (5) 528
Duarte Park, (3141) (1) 530
East Los Angeles Park, (923) (1) 530
East Montebello Park, (1208) (1) 532
Eaton Canyon Park, (1987) (5) 532
El Nido Park, (3912) 532
Enterprise Park, (3140) (4) 532
General Charles S. Farnsworth Park, (1426) (5) 534
Garvey Memorial Recreation Center, (675) (1) 534
Imperial Park, (3657) 536
Jane Reynolds Park, (662) (5) 536
Ladera Park, (588) (4) 538
Laguna Park, (733) (1) 538
Lakeland Park, (4593) (1) 540
Lakewood-Pan American Park, (1211) (1) 540
Lambert Park (Formerly Ranchito Park), (2586) (1) 540
La Puente Park, (921) (1) 542
Lawndale Community Center Park, (834) (4) 542
Lennox Park, (1220) (4) 544
Live Oak Park, (4595) (1) 544
Lomita Park, (774) (4) 544
Maintenance Center, Western Area, (3786) (4) 546
Malibu Recreation Area, (4594) (4) 546
Mayfair Park, (2638) (1) 546
Mona Park, (3139) (4) 548
Mountain View, (2588) (1) 548
H. M. Newhall Memorial Park, (2442) (5) 548
111th and Van Ness Playground (4123) (4) 550
Palmdale Park No. 2, (667) (5) 550

Parks and Recreation—Continued

Parks and Playgrounds—Continued

	Page
Paramount Park, (1209) (1)	550
Plummer Park, (437) (3)	552
Puddingstone Recreation Area, (4355) (1)	552
Repetto Park, (1592) (1)	552
Rincon Park, (4646) (1)	552
Roadside Tree Division, Eastern Service Headquarters, (3408)	554
Roadside Tree Division, Southeastern Service Headquarters, (4645) (1)	554
Roadside Tree Division, Southwest Service Headquarters, (4122) (4)	554
Franklin D. Roosevelt Park, (657) (2)	556
Rosemead Park, (1216) (1)	558
Rosewood Park, (3150) (1)	558
San Dimas Canyon Park, (567) (1)	560
John S. Simms Park, (920) (1)	560
Sportsman's Park, (2598) (2)	562
Tapia Park, (781) (5)	562
Temple City Park, (568) (1)	564
Trails, Riding and Hiking, (3903)	564
Two Strike Center, (3646)	566
Valleydale Park, (3574) (1)	566
Val Verde Park, (569) (5)	566
Wardlow Park, (1214) (1)	566
West Hollywood Park, (695) (3)	568
Whittier Narrow Recreation Area, (4083) (1)	568
Will Rogers Park, (694) (2)	568

Patriotic Hall

Exterior Painting, Patriotic Hall, (4571)	576
Patriotic Hall Alterations, (4572)	578
Patriotic Hall, Stairway Enclosure, (4070)	578

Pound Department

Animal Shelter No. 1, (2183) (1)	382
Animal Shelter No. 3, (1983) (4)	382
Animal Shelter No. 4, (1984) (1)	382
Animal Shelter No. 5, (1985) (5)	384

Probation Department

	Page
Boys' Probation Camp, New (3917)	506
Boys' Probation Camp, Rancho Los Amigos, Hondo, (4651) (1)	506
Camp Tuna, Minor Improvements (3052) (5)	508
El Retiro, Minor Improvements (3047) (5)	508
Fire Alarm System Improvements, (4232)	508
Girls' Probation Camp, New, (4356)	508
Oak Grove Boys' Camp, (3390) (1)	510

Purchasing and Stores

Alteration of Parapets Purchasing and Stores Warehouse, (4614) (1)	340
Branch Stores Warehouse, Harbor General Hospital (4581)	340
Branch Stores Warehouse, Olive View Sanitorium (4579)	340
Branch Stores Warehouse, Rancho Los Amigos (4580)	342
Stores Addition No. 3, (1205)	342

Rancho Los Amigos—(See Charities)

Sealer of Weights and Measures

Equipment Garage, (4492) (5)	380
New Calibration Unit, (4491) (5)	380
Underground Storage Tank, (4573)	380

Sheriff—Biscailuz Center

Additional Drainage Structures, (4397)	498
Administration Building Lighting, (4497)	498
Adult Unit Mess Hall Conversion to Dormitory, (4499)	498
Building Alterations, (4496)	498
Concrete Drainage Gutter, (4493)	498
Electric Service Extension, (4620)	500
Fence, Recreation Area, (3921)	500
Kitchen Addition, Adult Section, (3876)	500
Parking Lot Lighting, (4254)	500
Paving, (4495)	500
Radio Communications Plant Improvements, (4625)	500
Radio Tower Relocate at Biscailuz Center, (4247)	502

Sheriff—Biscailuz Center—Continued

Page

School and Recreation Building, Additions Juvenile Unit, (4246) 502
Sheriff's Radio Communication Center Landscaping, (4626) 502
Survey of Electrical System, (4500) 502
Water Softener Shelter Juvenile Unit, (4498) 502

Sheriff—General

Fire Escape, Sheriff's Station, Lennox (4554) (4) 346
Lennox Sheriff Station Alterations (4616) (4) 346
Norwalk Sheriff Station Alterations (4615) (1) 346

Sheriff—Jail

Elevator Indicator Panel, Jail, Attorney Room, (4285) 476
Jail Shelving, (4020) 476
Roof Cover, (3911) 476
Trusty Dormitory, Hall of Justice Roof, (4648) 476

Sheriff—Wayside Honor Rancho

Additional Sewage Treatment Facilities, (4089) 478
Air Condition Hospital, (4511) 478
Alteration to Existing Calf Feeding and Shelter Barn, (4534) 478
Bakery Ventilation and Air Conditioning, (4547) 478
Cooling and Wrapping Addition to Bakery, (4531) 478
Concrete Garbage Bin, (4515) 480
Concrete Porches and Steps, (4544) 480
Dairy Boiler Room Alterations, (4266) 480
Electric Distribution System Extension, (4291) 480
Electric System Survey, (4549) 480
Electrical Service Changes Minimum Security Area, (4551) 480
Electrical Service Extension to State Bird Hatchery, (4619) 480
Employee Housing Development, (4338) 482
Farm Center Gas Line, (4537) 482
Fence, Lighting Medium Security Area, (4550) 482
Fence, Newly Acquired (Banks) Property, (4317) 482
Fire Alarm System and Radio Transmitter and Receivers, (4545) 482
Fire Station, (4538) 484
Flood Control and Land Reclamation, (1563) 484
Flood Control Channel, (4649) 484

Sheriff—Wayside Honor Rancho—Continued

Page

Gas Service, (4508) "Banks" Property 484
Gate House, (4330) 484
Hay Storage Barn, (4532) 484
Heating System, (4541) 486
Hog Pens, (4034) 486
Hot Water Circulating Heaters, (4542) 486
Housing, Administrative Personnel, (4510) 486
Inmate Recreational Facilities, (4318) 486
Kitchen Boiler Room Improvements, (4530) 486
Kitchen Water Cooling Tower, (4268) 488
Land Acquisition, (4506) 488
Main Kitchen Refrigerator Food Storage Unit, (4267) 488
Main Road Tractor Crossing, (4314) 488
Maximum Security Unit, Fence and Lighting, (4303) 488
Maximum Security Unit, Second Wing, (4329) 488
Medium Security Unit, Hood Over Griddles in Kitchen, (4270) 488
Minimum Security Unit Extension of Electrical Facilities and Flood Lighting, (3840) 490
New Sterlizer Building, (4543) 490
Overhead Heating, (4539) 490
Paint Shop, (4533) 490
Pump House Well No. 1, (4505) 490
Pump House Well No. 4, (4310) 492
Pump House Well No. 5, (4311) 492
Retaining Wall, (4548) Officers Dormitory Area 492
Road, Paving, (4335) 492
Space Heating, (4540) LACO No. 2576 492
"T" Building Alterations, (4507) 494
Tile Installation, (4536) 494
Toilet Room Improvements, (4535) 494
Washroom and Toilet Buildings, (4512) 494
Water Development, (4340) 1951-52 Program 496
Water Softener Units, Camp Area, (3851) 496

Special Funds

Accumulative Capital Outlay Funds:

Superior Court Building, Civil (2850) 322

CAPITAL PROJECTS—DEPARTMENTAL INDEX—Continued

Superior Court

	Page
Compton County Building, (3915)	326
Inglewood County Building, (3589)	330
New County Office Building, Pasadena, (3942)	332
Office Building, San Fernando, (3089)	334
Office Building, Santa Monica, (3085)	336
Superior Courts Building, Civil (Los Angeles), (2850)	322

Tax Deeded Land Purchase

Tax Deeded Land Purchase, (2874)	578

Warm Springs Camp—(See Charities)

Wayside Honor Rancho—(See Sheriff)

Capital Projects

The capital projects appropriations are an accumulation of the appropriations for each County department for structural and non-structural improvements and constitute the County's Public Works Construction and Improvement Program.

APPROPRIATIONS $6,945,534

Project Number, Title, Location, Description	Allowed Amount is for Land	Plans	Constr.	Equip.
GENERAL GOVERNMENT				
General Government Buildings				
Los Angeles Civic Center				
Alteration of Existing Parapets at Municipal Courts Building, (4607) — To meet requirements of Los Angeles City Building and Safety Codes.				
Correct parapet walls		200	1,834	
Alteration of Parapet Walls at Los Angeles County Hill Street Garage, (4605)—To meet requirements of Los Angeles City Building and Safety Codes.				
Correct parapet walls		500	5,791	
Alteration of Parapets at 434 South San Pedro Street Building, (4600) — To meet requirements of Los Angeles City Building and Safety Codes.				
Correct parapet walls		200	2,118	
Alteration of Parapets at Garnier Building, (4608)—To meet requirements of Los Angeles City Building and Safety Codes.				
Correct parapet walls				
Alteration of Parapets at Porter Hotel, (4603)—To meet requirements of Los Angeles City Building and Safety Codes.				
Correct parapet walls				
Alteration of Parapets at 610 North Spring Street Building, (4601) To meet requirements of Los Angeles City Building and Safety Codes.				
A. Correct parapet walls		500	5,594	
B. County Engineer Contract Services and Inspection			200	
Total, Alteration of Parapets		500	5,794	
Alterations and Removal of Existing Balconies on Exterior of Hall of Records, (4597)—To meet requirements of Los Angeles City Building and Safety Codes.				
A. Alterations and balcony removal		1,000	9,100	
B. County Engineer Contract Services and Inspection			2,000	
Total, Alterations and Removal of Existing Balconies		**1,000**	**11,100**	

CAPITAL PROJECTS—Continued

EXPENDITURES				
Actual Prior Year 1950-51	Actual Current Year to 1-1-52	Estimated Current Year 1951-52	Requested Fiscal Year 1952-53	Allowed Fiscal Year 1952-53
$	$	$	$ 2,034	$ 2,034
			6,291	6,291
			2,318	2,318
			3,800	
			3,024	
			6,094	6,094
			200	200
			6,294	**6,294**
			10,100	10,100
			2,000	2,000
			12,100	**12,100**

CAPITAL PROJECTS—Continued

Project Number, Title, Location, Description	Allowed Amount is for Land	Plans	Constr.	Equip
GENERAL GOVERNMENT—Continued				
General Government Buildings—Continued				
Los Angeles Civic Center—Continued				
Alterations of Existing Parapet Walls — Three and Five Story Civil Service Buildings, (4598)—To meet requirements of Los Angeles City Building and Safety Codes.				
A. Correct parapet walls				
B. County Engineer Contract Services and Inspection				
Total, Alterations of Existing Parapet Walls				
Alterations of Parapet Walls at 808 North Spring Street Building, (4599) — To meet requirements of Los Angeles City Building and Safety Codes.				
Correct parapet walls		300	3,719	
Alterations of Parapets at 524 North Spring Street Building, (4606) — To meet requirements of Los Angeles City Building and Safety Codes.				
Correct parapet walls		200	1,773	
Alterations of Parapet Walls at 501 North New High Street, (4602) —To meet requirements of Los Angeles City Building and Safety Codes.				
Correct parapet walls		300	3,523	
Change Elevator No. 2 to Full Automatic at Hall of Records, (4610)—To eliminate the hazard of guards and janitors operating manually controlled elevators. (This is part of a program to obtain one fully automatic elevator in each major building.)				
A. Elevator No. 2 Conversion		1,000	27,500	
B. County Engineer Contract Services and Inspection			1,700	
Total, Change Elevator No. 2 to Full Automatic		**1,000**	**29,200**	
Civic Center Building Alterations, (3861)—To provide adequate space distribution for office of the Probation Department.				
A. Alterations Fourth to eighth floor inclusive Juvenile Division, second, ninth, and tenth floor				
B. County Engineer Contract Services and Inspection				
Total, Civic Center Building Alterations				
Civic Center Central Heating Plant, (4517)—To provide for economic centralization of boiler plant requirements.				
A. County Engineer Preliminary Studies and Investigations				
B. Central Heating Plant Plans and Specifications				
Total, Civic Center Central Heating Plant				

CAPITAL PROJECTS—Continued

EXPENDITURES				
Actual Prior Year 1950-51	Actual Current Year to 1-1-52	Estimated Current Year 1951-52	Requested Fiscal Year 1952-53	Allowed Fiscal Year 1952-53
			10,996	
			500	
			11,496	
			4,019	4,019
			1,973	1,973
			3,823	3,823
			28,500	28,500
			1,700	1,700
			30,200	**30,200**
			43,200	
			4,000	
			47,200	
			20,000	
			500,000	
			520,000	

CAPITAL PROJECTS—Continued

Project Number, Title, Location, Description	Allowed Amount is for Land	Plans	Constr.	Equip.
GENERAL GOVERNMENT—Continued				
General Government Buildings—Continued				
Los Angeles Civic Center—Continued				
Civic Center Property Acquisition, (2105)—To acquire properties in the Civic Center area for further comprehensive development.				
Land acquisition	50,000			
County Parking Lots, (4516) West of Broadway and South of Sunset Boulevard—To provide for the development of much-needed parking facilities.				
A. Paving		200	5,620	
B. Landscaping		200		
C. Sprinkler System				
D. County Engineer Contract Services and Inspection				
Total, County Parking Lots		**400**	**5,620**	
Engineering Building, Alterations, (2947) 108 West Second Street—To furnish adequate quarters for County Engineering Departments.				
A. Alterations to Complete Original Program		5,000	81,050	
B. Centrifugal Compressor			30,800	
C. County Engineer Contract Services and Inspection			2,500	
Total, Engineering Building Alterations		**5,000**	**114,350**	
Engineering Building Alterations for Departmental Reorganization, (4519)—To comply with County Engineer requirements in department reorganization for increased efficiency and economy.				
A. Alterations to Provide for Divisional Changes in Office of County Engineer				
B. County Engineer Contract Services and Inspection				
Total, Engineering Building Alterations				
Engineering Building, Roof Rest and Recreation Area, (3863)—To provide lunch and leisure time facilities for personnel of Engineering Building.				
A. Fencing, Deck Surfacing, etc. LACO No. 312				
B. County Engineer Contract Services and Inspection				
C. Tables, Chairs, Benches, Umbrellas and Lawn Swings				
Total, Engineering Building, Roof Rest and Recreation Area				

CAPITAL PROJECTS—Continued

EXPENDITURES				
Actual Prior Year 1950-51	Actual Current Year to 1-1-52	Estimated Current Year 1951-52	Requested Fiscal Year 1952-53	Allowed Fiscal Year 1952-53
57,636.59	895.91	13,913	100,000	50,000
			6,345	5,820
			20,425	200
			5,650	
			2,460	
			34,880	**6,020**
			163,000	86,050
			30,800	30,800
			2,500	2,500
96,878.96	556.32	5,355	**196,300**	**119,350**
			41,100	
			1,300	
			42,400	
			14,368	
			565	
			3,125	
			18,058	

CAPITAL PROJECTS—Continued

Project Number, Title, Location, Description	Allowed Amount is for Land	Plans	Constr.	Equip.
GENERAL GOVERNMENT—Continued				
General Government Buildings—Continued				
Los Angeles Civic Center—Continued				
Fire Standpipe System Extension at County Engineering Building, (4609)—To provide minimum fire protection. (Part of Safety Program sponsored by Mechanical Department.)				
A. Standpipe Installation		550	5,500	
B. County Engineer Contract Services and Inspection			300	
Total, Fire Standpipe System Extension		550	5,800	
Garage Parapet Wall, (4628) 123 North Figueroa Street—To comply with the Los Angeles city building code requirements.				
Correct parapet walls		100	720	
Hall of Justice Elevator Changes, (4618)—This is part of a program to obtain one fully automatic elevator in each major building to reduce hazards.				
A. Elevator Conversion				
B. County Engineer Contract Services and Inspection				
Total, Hall of Justice Elevator Changes				
Hall of Justice, Parking Lot Plantings, (4242)—To beautify and screen the parking lot from the view of the public.				
A. Parking Lot Walls, Fence and Sprinklers				
B. Landscaping				
C. County Engineer Contract Services and Inspection				
Total, Hall of Justice, Parking Lot Plantings				
Hall of Justice, Wash Exterior Walls, (4064)—To preserve and improve the appearance of County Building.				
A. Wash Exterior Walls				
Hand wash interior court walls				
Steam clean granite and terra cotta walls				
Tuck point and reset loose terra cotta				
B. County Engineer Contract Services and Inspection				
Total, Hall of Justice, Wash Exterior Walls				
Hall of Records, 5th and 6th Floor Alterations, (4654)—To comply with the requirements of the Department of Building and Safety.				
A. Replacement of Temporary Partitions with One Hour fire resistant partitions and replacement of electric wiring and provision for adequate ventilation		2,450	49,600	
B. County Engineer Contract Services and Inspection			1,000	
Total, Hall of Records, 5th and 6th Floor Alterations		**2,450**	**50,600**	

CAPITAL PROJECTS—Continued

EXPENDITURES				
Actual Prior Year 1950-51	Actual Current Year to 1-1-52	Estimated Current Year 1951-52	Requested Fiscal Year 1952-53	Allowed Fiscal Year 1952-53
			6,050	6,050
			300	300
			6,350	**6,350**
			820	820
			24,000	
			1,200	
			25,200	
			36,410	
			4,200	
			1,500	
			42,110	
			40,750	
			1,300	
			42,050	
			52,050	52,050
			1,000	1,000
			53,050	**53,050**

CAPITAL PROJECTS—Continued

Project Number, Title, Location, Description	Allowed Amount is for Land	Plans	Constr.	Equip.
GENERAL GOVERNMENT—Continued				
General Government Buildings—Continued				
Los Angeles Civic Center—Continued				
Hall of Records, Wash Exterior Walls, (4063)—To preserve and improve appearance of County Building.				
A. Hand Wash Exterior Walls and Light Court				
B. County Engineer Contract Services and Inspection				
Total, Hall of Records, Wash Exterior Walls				
Law Library, Site Preparation, (4348)—To provide funding for grading as required in Deed of Dedication to County of Los Angeles in site exchange agreement.				
Grading				
Parking Lot Improvement, (4577) Broadway, Hill Street, Temple Street and Freeway—To improve appearance of unsightly parking area.				
A. Parking Lot Development				
Paving and bumper strip alterations				
Sprinkler System				
New driveway				
Concrete block wall				
Concrete curb				
Landscaping				
B. County Engineer Contract Services and Inspection				
Total, Parking Lot Improvement				
Parking Lot Improvement, (4576) Grand Avenue, Temple Street, Hill Street and Freeway — To improve appearance of unsightly parking.				
A. Parking Lot Development				
Alterations on paving, bumper strips, curbs, etc.				
Sprinkler system				
Concrete block wall				
Landscaping				
B. County Engineer Contract Services and Inspection				
Total, Parking Lot Improvements				

CAPITAL PROJECTS—Continued

EXPENDITURES				
Actual Prior Year 1950-51	Actual Current Year to 1-1-52	Estimated Current Year 1951-52	Requested Fiscal Year 1952-53	Allowed Fiscal Year 1952-53
			10,210	
			1,000	
			11,210	
			28,000	
			26,390	
			1,200	
			27,590	
			58,630	
			2,000	
			60,630	

CAPITAL PROJECTS—Continued

Project Number, Title, Location, Description	Allowed Amount is for Land	Plans	Constr.	Equip.
GENERAL GOVERNMENT—Continued				
General Government Buildings—Continued				
Los Angeles Civic Center—Continued				
Parking Lot No. 5 (4365)—To provide required parking facilities in the Civic Center area.				
A. Parking Lot Improvements				
Fencing				
Sprinkler system				
Landscaping				
B. County Engineer Contract Services and Inspection				
Total, Parking Lot No. 5				
Pedestrian Bridge, Hall of Justice to Municipal Court Building, (4642)—To provide a direct pedestrian traffic connection from one building to the other for the convenience of the public.				
A. Construct Enclosed Bridge from Building to Building				
B. County Engineer Contract Services and Inspection				
Total, Pedestrian Bridge				
Protective Wall, (4231) Justicia Park—To provide protection from falling to persons using park area. (Part of Safety program sponsored by Mechanical Department.)				
A. Masonry Wall (620 ± lin. ft.)				
B. County Engineer Contract Services and Inspection				
Total, Protective Wall				
Removal of Parapets at Brotherton Building, (4611)—To meet requirements of Los Angeles City Building and Safety Codes.				
Correct parapet wall				
Site and Space Surveys, (4633) Civic Centers—Studies and planning to facilitate methodical development of building sites and efficient space uses in Civic Centers in which the County has an accepted interest; to assure adequacy of land sites and structures for over-all Civic Center development.				
Site and space studies			15,000	

CAPITAL PROJECTS—Continued

EXPENDITURES				
Actual Prior Year 1950-51	Actual Current Year to 1-1-52	Estimated Current Year 1951-52	Requested Fiscal Year 1952-53	Allowed Fiscal Year 1952-53
			9,325	
			450	
	362.67	400	9,775	
			13,777	
			1,000	
			14,777	
			.	
			4,800	
			500	
	369.71	600	5,300	
			3,646	
			30,000	15,000

CAPITAL PROJECTS—Continued

Project Number, Title, Location, Description	Allowed Amount is for Land	Plans	Constr.	Equip.
GENERAL GOVERNMENT—Continued				
General Government Buildings—Continued				
Los Angeles Civic Center—Continued				
Superior Court Building, Civil, (2850)—To provide adequate housing for Civil Divisions of the Superior Court and the County Clerk. Financing for this project is the Accumulative Capital Outlay Fund. An additional amount is available from unexpended prior year appropriations in the same fund.				
Class "A" Court Building			2,500,000	
Various Completed Projects				
Total Los Angeles Civic Center	50,000	12,700	2,756,942	
Branch Civic Centers				
Altadena Civic Center (5)				
Altadena Sheriff's Station Parking Lot, (4612)—To provide adequate parking facilities.				
A. Site Clearing, Grading, Paving, Retaining Wall and Fence		600	4,100	
B. County Engineer Services and Inspection			475	
Total, Altadena Sheriff's Station Parking Lot		600	4,575	
Department of Building and Safety Building, (2445) Altadena—To furnish facilities for the Department of Building and Safety, at present in rented quarters on which lease has expired.				
A. Type III Building (2,400 ± sq. ft.)				
B. Incinerator				
C. Landscaping				
D. County Engineer Contract Services and Inspection				
Total, Department of Building and Safety Building				

CAPITAL PROJECTS—Continued

EXPENDITURES				
Actual Prior Year 1950-51	Actual Current Year to 1-1-52	Estimated Current Year 1951-52	Requested Fiscal Year 1952-53	Allowed Fiscal Year 1952-53
135,187.14			4,500,000	2,500,000
786,389.10	24,443.35	393,591		
$ 1,076,091.79	**$ 26,627.96**	**$ 413,859**	**$ 5,906,718**	**$ 2,819,642**
$	$	$	$ 4,700	$ 4,700
			.475	475
			5,175	5,175
			46,300	
			50	
			300	
			2,600	
			49,250	

CAPITAL PROJECTS—Continued

Project Number, Title, Location, Description	Allowed Amount is for Land	Plans	Constr.	Equip.
GENERAL GOVERNMENT—Continued				
General Government Buildings—Continued				
Branch Civic Centers—Continued				
Bellflower Civic Center (1)				
Los Cerritos Municipal Court Building, (4386)—To provide adequate public buildings for housing of Inferior Courts.				
A. Court Building				
Class V Construction (5,600 ± sq. ft.)				
Basement (800 ± sq. ft.)				
Judges bench and Jury Box				
Court railing				
Landscaping and sprinkler system				
B. County Engineer Contract Services and Inspection			6,000	
C. Equipment				
Municipal Court				2,277
Marshal				160
Total, Los Cerritos Municipal Court Building			**6,000**	**2,437**
Burbank Civic Center (5)				
Burbank County Courts Building, (4390)—To provide adequate public buildings for housing of Inferior Courts.				
A. Class III Construction (23,620 ± sq. ft.)				
B. Finish 4th Court Room				
C. Site Clearance, Including Removal of Church			9,000	
D. Landscaping				
E. Parking Lot Grading and Paving				
F. County Engineer Contract Services and Inspection			6,000	
G. Equipment				
Superior Court				13,801
Municipal Court				19,246
L.A. County Marshal				490
Total, Burbank County Courts Building			**15,000**	**33,537**

CAPITAL PROJECTS—Continued

EXPENDITURES				
Actual Prior Year 1950-51	Actual Current Year to 1-1-52	Estimated Current Year 1951-52	Requested Fiscal Year 1952-53	Allowed Fiscal Year 1952-53
			116,000	
			6,000	6,000
			3,362	2,437
		10,000	**125,362**	**8,437**
			408,900	
			8,600	
			9,000	9,000
			3,500	
			2,500	
			6,000	6,000
			33,787	33,537
		110,737	**472,287**	**48,537**

CAPITAL PROJECTS—Continued

Project Number, Title, Location, Description	Allowed Amount is for Land	Plans	Constr.	Equip.
GENERAL GOVERNMENT—Continued				
General Government Buildings—Continued				
Branch Civic Centers—Continued				
Compton Civic Center (4)				
Compton County Building, (3915) Compton—To provide county owned building to house newly authorized Superior Court.				
A. Court Building Addition				
New Court Suite (2,090 ± sq. ft.)		3,340	35,530	
Judges benches (4)			4,400	
Jury boxes (4)			2,400	
Court railings			1,400	
B. Landscaping				
C. Sprinkler System				
D. Elevator Installation				
Automatic passenger elevator		1,000	10,000	
Cut floors and shaft		500	5,000	
Pent house		500	7,000	
E. County Engineer Contract Services and Inspection			2,450	
F. Marshal's Office Equipment				
Total, Compton County Building		**5,340**	**68,180**	
East Los Angeles Civic Center (1)				
Department of Building and Safety Building, (4636) East Los Angeles—To centralize East Los Angeles County functions in one place, taking place of inadequate rented quarters.				
Land Acquisition				
A. Type V Building (2,400 ± sq. ft.)				
B. Incinerator				
C. Landscaping				
D. Parking Lot Paving (4,000 ± sq. ft.)				
E. County Engineer Contract Services and Inspection				
Total, Department of Building and Safety Building				

CAPITAL PROJECTS—Continued

EXPENDITURES				
Actual Prior Year 1950-51	Actual Current Year to 1-1-52	Estimated Current Year 1951-52	Requested Fiscal Year 1952-53	Allowed Fiscal Year 1952-53
			47,070	47,070
			3,250	
			2,800	
			24,000	24,000
			2,450	2,450
			975	
225,493.06	777.68	8,090	80,545	73,520
			4,000	
			42,700	
			50	
			300	
			800	
			2,600	
			50,450	

CAPITAL PROJECTS—Continued

Project Number, Title, Location, Description	Allowed Amount is for Land	Plans	Constr.	Equip.
GENERAL GOVERNMENT—Continued				
General Government Buildings—Continued				
Branch Civic Centers—Continued				
East Los Angeles Civic Center (1)—Continued				
East Los Angeles County Courts Building, (4521)—To provide adequate Court facilities.				
A. Type III Building (10,000 ± sq. ft.)		12,600	180,000	
B. Landscaping, Including Plant Materials, Lawn Top Soil, etc.		300	2,000	
C. Sprinkler System		300	2,000	
D. Parking Lot Paving (4,000 ± sq. ft.)		200	800	
E. County Engineer Contract Services and Inspection			5,400	
F. Municipal Court Equipment				16,741
Total, East Los Angeles County Courts Building		**13,400**	**190,200**	**16,741**
Sheriff's Station Building, (4637) **East Los Angeles**—To provide space for Sheriff's station, now housed in leased quarters.				
A. Sheriff's Station, Complete				
Type III building (9,000 ± sq. ft.)				
Garage (2,662 ± sq. ft.)				
Parking Lot Development				
Landscaping				
Sprinkler System				
B. County Engineer Contract Services and Inspection				
Total, Sheriff's Station Building				
El Monte Civic Center (1)				
El Monte Municipal Court Building, (4639)—To provide County owned housing for court functions.				
Land Acquisition				
A. County Court Building				
Type V building (5,600 ± sq. ft.)				
Judge's Bench, Jury Box and Railings				
Basement (800 ± sq. ft.)				
B. Parking Paving, Walls and Marking				
C. Landscaping				
D. Sprinkler System				
E. County Engineer Contract Services and Inspection				
F. Municipal Court Equipment				
Total, El Monte Municipal Court Building				

CAPITAL PROJECTS—Continued

EXPENDITURES				
Actual Prior Year 1950-51	Actual Current Year to 1-1-52	Estimated Current Year 1951-52	Requested Fiscal Year 1952-53	Allowed Fiscal Year 1952-53
			192,600	192,600
			2,300	2,300
			2,300	2,300
			1,000	1,000
			5,400	5,400
			16,741	16,741
			220,341	**220,341**
			202,600	
			5,500	
			208,100	
			20,000	
			98,385	
			3,185	
			2,650	
			2,125	
			3,000	
			5,000	
			134,345	

CAPITAL PROJECTS—Continued

Project Number, Title, Location, Description	Allowed Amount is for Land	Plans	Constr.	Equip.
GENERAL GOVERNMENT—Continued				
General Government Buildings—Continued				
Branch Civic Centers—Continued				
Inglewood Civic Center (4)				
Inglewood County Building, (3589) (4) Inglewood—To provide buildings for the Superior and Municipal Courts to serve the Inglewood area.				
A. Landscaping and Sprinkler System				
B. Fire Escape				
Steel fire escape, ladder and guard rails		100	340	
Lighting			178	
C. Elevator Installation				
Automatic passenger elevator		1,000	10,000	
New pent house		500	5,000	
D. County Engineer Services and Inspection			700	
Total, Inglewood County Building		**1,600**	**16,218**	
Lancaster Civic Center (5)				
Central Heating Plant, (4071) (5) Lancaster Civic Center, 1011 10th Street, Lancaster—To provide adequate central heating system for all buildings in Civic Center including new additions and Sheriff's station.				
A. New Boiler, Stack, Pipe Lines and Alterations to Building				
B. County Engineer Contract Services and Inspection				
Total, Central Heating Plant				
Sheriff's Station, Lancaster, (4412)—To provide adequate office and detention facilities for the large rapid growing North County area.				
Land Acquisition	10,000			
A. Sheriff's Station Complete				
Type III building (9,000 ± sq. ft.)		13,000		
Garage (2,662 ± sq. ft.)				
Parking lot paving				
B. County Engineer Contract Services and Inspections				
Total, Sheriff's Station	**10,000**	13,000		

CAPITAL PROJECTS—Continued

EXPENDITURES				
Actual Prior Year 1950-51	Actual Current Year to 1-1-52	Estimated Current Year 1951-52	Requested Fiscal Year 1952-53	Allowed Fiscal Year 1952-53
			1,025	
			618	618
			16,500	16,500
			700	700
19,877.88	2,415.63	5,235	**18,843**	**17,818**
			27,000	
			2,000	
		2,500	**29,000**	
			10,000	10,000
			198,000	
				13,000
			5,500	
			213,500	**23,000**

CAPITAL PROJECTS—Continued

Project Number, Title, Location, Description	Allowed Amount is for Land	Plans	Constr.	Equip.
GENERAL GOVERNMENT—Continued				
General Government Buildings—Continued				
Branch Civic Centers—Continued				
Montrose Civic Center (5)				
Building and Safety Building, Montrose, (4518)—To provide new facilities to take place of present inadequate rented quarters.				
Land Acquisition				
A. Office Building				
Type V construction (2,000 ± sq. ft.)				
Landscaping				
Incinerator				
Parking lot paving (3,000 ± sq. ft.)				
B. County Engineer Contract Services and Inspection				
Total, Building and Safety Building				
Pasadena Civic Center (5)				
New County Office Building, (3942) Pasadena—To provide much needed additional office space and replace present rented quarters.				
A. Office Building				
Class III construction (34,560 ± sq. ft.)				
Site clearance				
Landscaping and sprinkler system				
A. C. paving				
B. County Engineer Contract Services and Inspection			12,000	
C. Equipment				
Municipal Court				25,110
Superior Court				31,560
Marshal				715
Total, New County Office Building			**12,000**	**57,385**

CAPITAL PROJECTS—Continued

EXPENDITURES				
Actual Prior Year 1950-51	Actual Current Year to 1-1-52	Estimated Current Year 1951-52	Requested Fiscal Year 1952-53	Allowed Fiscal Year 1952-53
			3,000	
			37,650	
			2,800	
			43,450	
			667,050	
			12,000	12,000
			57,610	
				57,385
28,125.00	**28,380.00**	**40,000**	**736,660**	**69,385**

CAPITAL PROJECTS—Continued

Project Number, Title, Location, Description	Allowed Amount is for Land	Plans	Constr.	Equip.
GENERAL GOVERNMENT—Continued				
General Government Buildings—Continued				
Branch Civic Centers—Continued				
San Fernando Civic Center (5)				
Office Building, (3089) San Fernando—To centralize County functions in one area taking place of present inadequate rented quarters.				
A. Library				
Completion of library		4,713	13,000	
Lighting			3,000	
Shelving			6,100	
B. Public Address System			1,200	
C. Intercommunication System			4,000	
D. Air Cooling System Including Electric Power			10,350	
E. Paint Exterior of Building			4,200	
F. Interior Finish				
Judges benches (2)			2,800	
Jury boxes (2)			1,400	
Counter room No. 25			475	
Shelving room No. 20			570	
Closet room No. 23			560	
Counter room No. 27			400	
G. Parking Lot Improvements				
Paving			2,400	
Brick wall			4,000	
H. Landscaping and Sprinkler System				
I. County Engineer Contract Services and Inspection			1,800	
Total, Office Building		**4,713**	**56,255**	

CAPITAL PROJECTS—Continued

EXPENDITURES				
Actual Prior Year 1950-51	Actual Current Year to 1-1-52	Estimated Current Year 1951-52	Requested Fiscal Year 1952-53	Allowed Fiscal Year 1952-53
			26,813	26,813
			1,200	1,200
			4,000	4,000
			10,350	10,350
			4,200	4,200
			6,205	6,205
			6,400	6,400
			4,300	
			1,800	1,800
206,611.18	2,006.20	15,800	65,268	60,968

CAPITAL PROJECTS—Continued

Project Number, Title, Location, Description	Allowed Amount is for Land	Plans	Constr.	Equip.
GENERAL GOVERNMENT—Continued				
General Government Buildings—Continued				
Branch Civic Centers—Continued				
Santa Anita Civic Center (1)				
Santa Anita Municipal Court Building, (4640)—To provide County owned housing for court functions.				
Land Acquisition	20,000			
A. County Court Building				
Type V building (5,600 ± sq. ft.)		5,250	84,000	
Basement (800 ± sq. ft.)		350	5,600	
Judges bench, jury box and railings		185	3,000	
B. Parking Paving, Walls and Marking		185	3,000	
C. Landscaping		150	2,500	
D. Sprinkler System		125	2,000	
E. County Engineer Contract Services and Inspection			3,000	
F. Municipal Court Equipment				7,904
Total, Santa Anita Municipal Court Building	**20,000**	**6,245**	**103,100**	**7,904**
Santa Monica Civic Center (4)				
Office Building, (3085) Santa Monica—To house branch offices of County Assessor, District Attorney, County Clerk, Probation Department, Law Library, and Municipal and Superior Courts; to centralize County functions in one area, taking place of inadequate rented quarters.				
A. Landscaping and Sprinkler System				
B. Elevator Installation				
Automatic passenger elevator		1,000	10,000	
Pent house		700	7,000	
C. County Engineer Contract Services and Inspection			700	
Total, Office Building		**1,700**	**17,700**	

CAPITAL PROJECTS—Continued

EXPENDITURES				
Actual Prior Year 1950-51	Actual Current Year to 1-1-52	Estimated Current Year 1951-52	Requested Fiscal Year 1952-53	Allowed Fiscal Year 1952-53
			20,000	20,000
			98,385	98,385
			3,185	3,185
			2,650	2,650
			2,125	2,125
			3,000	3,000
			7,904	7,904
			137,249	137,249
			7,184	
			18,700	18,700
			1,000	700
12,128.69	75.68	4,000	26,884	19,400

CAPITAL PROJECTS—Continued

Project Number, Title, Location, Description	Allowed Amount is for Land	Plans	Constr.	Equip.
GENERAL GOVERNMENT—Continued				
General Government Buildings—Continued				
Branch Civic Centers—Continued				
South Bay Cities Civic Center (4)				
Civic Building, South Bay Area, (3424)—To serve County requirements in the southwesterly portion of the county, principally the coastal areas.				
A. Civic Building Addition				
Class V Court Suite (1,400 ± sq. ft.)		1,800	22,400	
Landscaping				
Sprinkler system				
Judges bench			1,400	
Jury box			700	
Court railing			300	
B. County Engineer Contract Services and Inspection			1,500	
Total, Civic Building		1,800	26,300	
Van Nuys Civic Center (5)				
Van Nuys Municipal Courts, (4613)—To provide adequate judicial facilities in this congested area.				
Land Acquisition				
A. Court Building				
Type III construction (11,000 ± sq. ft.)				
Landscaping and sprinkler system				
Parking lot paving				
B. County Engineer Contract Services and Inspection				
C. Municipal Court Equipment				
Total, Van Nuys Municipal Courts				
Whittier Civic Center (1)				
Department of Building and Safety Building, (4520) Whittier Civic Center—To provide adequate public housing for County functions.				
Land Acquisition				
A. Office Building				
Type V building (3,000 ± sq. ft.)				
Landscaping				
Incinerator				
Parking lot paving (5,000 ± sq. ft.)				
B. County Engineer Contract Services and Inspection				
Total, Department of Building and Safety Building				

CAPITAL PROJECTS—Continued

EXPENDITURES				
Actual Prior Year 1950-51	Actual Current Year to 1-1-52	Estimated Current Year 1951-52	Requested Fiscal Year 1952-53	Allowed Fiscal Year 1952-53
			34,700	26,600
			1,500	1,500
89,829.25	2,099.11	9,200	36,200	28,100
			12,000	
			222,500	
			6,000	
			12,416	
			252,916	
			5,000	
			55,300	
			2,600	
			62,900	

CAPITAL PROJECTS—Continued

Project Number, Title, Location, Description	Allowed Amount is for Land	Plans	Constr.	Equip.
GENERAL GOVERNMENT—Continued				
General Government Buildings—Continued				
Branch Civic Centers—Continued				
Whittier Civic Center—Continued				
Whittier Municipal Court Building, (4641)—To provide County owned housing for court functions.				
Land Acquisition	20,000			
A. County Court Building				
Type V building (5,600 ± sq. ft.)		5,250	84,000	
Basement (800 ± sq. ft.)		350	5,600	
Judges bench, jury box and railings		185	3,000	
B. Parking Paving, Walls and Marking		185	3,000	
C. Landscaping		150	2,500	
D. Sprinkler System		125	2,000	
E. County Engineer Contract Services and Inspection			3,000	
F. Municipal Court Equipment				7,574
Total, Whittier Municipal Court Building	**20,000**	**6,245**	**103,100**	**7,574**
Various Completed Projects				
Total, Branch Civic Centers	**50,000**	**54,643**	**618,628**	**125,578**
Purchasing and Stores Department				
Alteration of Parapets, Purchasing and Stores Warehouse, (4614) (1)—To meet requirements of Los Angeles City Building and Safety Codes.				
Correct parapet wall				
Branch Stores Warehouse, (4581) (4) Harbor General Hospital—To provide added stores warehouse facilities on a regional basis.				
A. Reinforced Concrete Structure (9,000 ± sq. ft.)				
B. Appurtenances				
C. County Engineer Contract Services and Inspection				
Total, Branch Stores Warehouse, Harbor General Hospital				
Branch Stores Warehouse, (4579) (5) Olive View Sanatorium—To provide added stores warehouse facilities on a regional basis.				
A. Reinforced Concrete Structure (9,000 ± sq. ft.)				
B. Appurtenances				
C. County Engineer Contract Services and Inspection				
Total, Branch Stores Warehouse, Olive View Sanatorium				

CAPITAL PROJECTS—Continued

EXPENDITURES				
Actual Prior Year 1950-51	Actual Current Year to 1-1-52	Estimated Current Year 1951-52	Requested Fiscal Year 1952-53	Allowed Fiscal Year 1952-53
			20,000	20,000
			98,385	98,385
			3,185	3,185
			2,650	2,650
			2,125	2,125
			3,000	3,000
			7,574	7,574
			136,919	136,919
29,589.47	489.90	1,400		
$ 611,654.53	$ 36,244.20	$ 206,962	$ 3,105,644	$ 848,849
$	$	$	$ 1,660	$
			120,000	
			12,000	
			4,000	
			136,000	
			120,000	
			12,000	
			4,000	
			136,000	

CAPITAL PROJECTS—Continued

Project Number, Title, Location, Description	Allowed Amount is for Land	Plans	Constr.	Equip.
GENERAL GOVERNMENT—Continued				
General Government Buildings—Continued				
Purchasing and Stores Department—Continued				
Branch Stores Warehouse, (4580) (1) Rancho Los Amigos—To provide added stores warehouse facilities on a regional basis.				
A. Reinforced Concrete Structure (9,000 ± sq. ft.)				
B. Appurtenances				
C. County Engineer Contract Services and Inspection				
Total, Branch Stores Warehouse, Rancho Los Amigos				
Stores Addition No. 3, (1205) (1) 1660 Eastlake Avenue—To provide needed operations space and additional warehouse facilities for cold storage now in rented space. To provide parking for new building.				
Land Acquisition				
Class "A" Warehouse (126,000 ± sq. ft.) Including Parking and necessary Appurtenances				
Total, Stores Addition				
Total, Purchasing and Stores				

CAPITAL PROJECTS—Continued

EXPENDITURES				
Actual Prior Year 1950-51	Actual Current Year to 1-1-52	Estimated Current Year 1951-52	Requested Fiscal Year 1952-53	Allowed Fiscal Year 1952-53
			120,000	
			12,000	
			4,000	
			136,000	
			500,000	
			1,668,000	
469.89			2,168,000	
$ 469.89	$	$	$ 2,577,660	$

CAPITAL PROJECTS—Continued

Project Number, Title, Location, Description	Allowed Amount is for Land	Plans	Constr.	Equip.
GENERAL GOVERNMENT—Continued				
County Engineer				
Airports				
County Airport, (4653) (5) Antelope Valley—To provide a Los Angeles County all weather airport to replace Palmdale Airport taken over by the Federal government.				
Land Acquisition				
New Airfield in Antelope Valley				
Clearing and grubbing (235 ± acres)				
Excavation and grading (100,000 ± cu. yds.)				
12" cement concrete pavement (9,363 ± cu. yds.)				
3" asphalt concrete surface course (42,103 ± tons)				
Bituminous prime coat (363 ± tons)				
Bituminous tack coat (127 ± tons)				
Bituminous seal coat (226 ± tons)				
Cover aggregate (for seal coat) (1,684 ± tons)				
Crushed aggregate base course (62,857 ± cu. yds.)				
Sub-base course (imported sub-base material) (24,433 ± cu. yds.)				
6" aggregate base and 2" asphalt concrete surface (for access road) (47,770 ± sq. ft.)				
2" asphalt concrete surfacing (for auto parking) (27,200 ± sq. ft.)				
Curb and gutter at entrance circle (1,445 ± lin. ft.)				
Cement concrete walk at entrance circle (2,425 ± sq. ft.)				
Oiled surface for dust control (853,000 ± sq. yds.)				
Grading, compacting and oiling area at each end of runway (44,444 ± sq. yds.)				
6' chain link fence (45,200 ± lin. ft.)				
2 double hinge gates (12' wide)				
Developing water well and appurtenances				
Electrical system				
Drainage system				
Administration Building Class III (7,338 ± sq. ft.)				
Tower and beacon				
Wind cone				
Incidentals				
Power line underground conduit (60th St. West)				
Engineering, supervision and contingencies				
Total, County Airport				
Various Completed Projects				
Total, Airports				

CAPITAL PROJECTS—Continued

EXPENDITURES				
Actual Prior Year 1950-51	Actual Current Year to 1-1-52	Estimated Current Year 1951-52	Requested Fiscal Year 1952-53	Allowed Fiscal Year 1952-53
$	$	$	$ 275,000	$
			1,636,000	

CAPITAL PROJECTS—Continued

Project Number, Title, Location, Description	Allowed Amount is for Land	Plans	Constr.	Equip.
GENERAL GOVERNMENT—Continued				
County Engineer—Continued				
Storm Drains				
Various Completed Projects				
Registrar of Voters				
Various Completed Projects				
Sheriff				
Fire Escape, Sheriff's Station, Lennox, (4554) (4)—To provide emergency exit. (Part of Safety Program sponsored by Mechanical Department.)				
Fire Escape				
Steel fire escape and guard rails		100	341	
Concrete apron (16 ± sq. ft.)			50	
Total, Fire Escape, Sheriff's Station, Lennox		100	391	
Lennox Sheriff Station Alterations, (4616) (4)—To provide additional work space for expanding work load.				
Alterations		400	2,200	
Norwalk Sheriff Station Alterations, (4615) (1)—To provide much needed office facilities.				
Alterations			1,500	
Total, Sheriff		500	4,091	

CAPITAL PROJECTS—Continued

EXPENDITURES				
Actual Prior Year 1950-51	Actual Current Year to 1-1-52	Estimated Current Year 1951-52	Requested Fiscal Year 1952-53	Allowed Fiscal Year 1952-53
$ 19,145.70	$ 285.00	$ 3,153	$	$
$ 252.37	$	$	$	$
$	$	$	$ 491	$ 491
			491	491
			2,600	2,600
		600	1,500	1,500
$	$	$ 600	$ 4,591	$ 4,591

CAPITAL PROJECTS—Continued

Project Number, Title, Description	Allowed Amount is for Land	Plans	Constr.	Equip.
GENERAL GOVERNMENT—Continued				
Mechanical Department				
Automatic Sprinkler System, (4527) Zonal Avenue Cabinet Shop (1)—To provide adequate fire protection in woodworking shop. (Part of Safety Program sponsored by Mechanical Department.)				
A. Sprinkler System		550	5,500	
B. County Engineer Contract Services and Inspection			300	
Total, Automatic Sprinkler System		**550**	**5,800**	
District Maintenance Center, (4526) (5)—To provide a more economical and efficient maintenance program.				
Land Acquisition				
A. District Maintenance Center				
Steel frame building (10,000 ± sq. ft.)				
Steel frame car port (1,800 ± sq. ft.)				
A. C. paving (10,000 ± sq. ft.)				
Chain link fence (840 ± lin. ft.)				
B. County Engineer Contract Services and Inspection				
C. Maintenance Shop and Office Equipment				
Total, District Maintenance Center				
New Vehicle Repair Shop at 1700 Zonal Avenue, (4529) (1)—To provide for completion and protection of partially finished shop.				
A. Paint Interior Structural and Sheet Steel				
B. Build and Install Work Benches, Bins and Shelving				
C. Move and Install Present Shop and Storeroom Equipment				
Total, New Vehicle Repair Shop				
Paint Interiors of West and Center Shop Buildings, (4638) (1) Zonal Avenue Shops, 1700 Zonal Avenue—To provide for the proper protection and preservation of the automotive shop buildings.				
A. Paint Inteior of Building		300	4,200	
B. County Engineer Services			200	
Total, Painting Shop Buildings		**300**	**4,400**	
Vehicle Repair Shop, (3191) (1) Zonal Avenue Shops, 1700 Zonal Avenue—To replace present inadequate facilities and to take care of increased work load.				
County Engineer Services and Inspection for 1951-52 Contract				

CAPITAL PROJECTS—Continued

EXPENDITURES				
Actual Prior Year 1950-51	Actual Current Year to 1-1-52	Estimated Current Year 1951-52	Requested Fiscal Year 1952-53	Allowed Fiscal Year 1952-53
$	$	$	$ 6,050	$ 6,050
			300	300
		600	6,350	6,350
			20,00	
			166,820	
			4,300	
			7,055	
			198,175	
			2,700	
			7,000	
			3,000	
			12,700	
			4,500	4,500
			200	200
			4,700	4,700
165,514.30	8,222.85	83,000	1,200	

CAPITAL PROJECTS—Continued

Project Number, Title, Location, Description	Allowed Amount is for Land	Plans	Constr.	Equip.
GENERAL GOVERNMENT—Continued				
Mechanical Department—Continued				
Ventilation System, (4528) (1) Zonal Avenue Automotive Repair Shop—To provide for exhaust of carbon monoxide gas. (Part of Safety Program sponsored by Mechanical Department.)				
Ventilation System for Vehicle Exhaust		300	2,743	
Various Completed Projects				
Total, Mechanical Department		1,150	12,943	
TOTAL GENERAL GOVERNMENT	100,000	68,993	3,392,604	125,578

CAPITAL PROJECTS—Continued

EXPENDITURES				
Actual Prior Year 1950-51	Actual Current Year to 1-1-52	Estimated Current Year 1951-52	Requested Fiscal Year 1952-53	Allowed Fiscal Year 1952-53
			3,043	3,043
72,945.20	27,044.13	41,063		
$ 238,459.50	$ 35,266.98	$ 124,663	$ 226,168	$ 14,093
$ 2,043,108.84	$ 98,424.14	$ 791,237	$13,731,781	$ 3,687,175

CAPITAL PROJECTS—Continued

Project Number, Title, Location, Description	Allowed Amount is for Land	Plans	Constr.	Equip.
PROTECTION TO PERSON AND PROPERTY				
Forester and Fire Warden				
Battalion 4 Headquarters, Improvements, (1858) (5) 352 Foothill Boulevard, La Canada—To provide adequate facilities for efficient work operation.				
Major Improvements				
Install floodlights on equipment storage building				
Widen driveway to accommodate fire apparatus				
Total, Battalion 4 Headquarters				
Battalion 5 Headquarters, (2606) (5) Cornell Road, 1 Mile South of Ventura Boulevard, Santa Monica Mountains—To facilitate operations and improve station upkeep.				
A. Air Cooling System				
B. Install Gas Heater in Chiefs' Office				
C. Construct Pipe Line from New Well to Battalion 5 Headquarters Building				
D. Domestic Well Including Casing and Pump				
E. County Engineer Contract Services and Inspection				
Total, Battalion 5 Headquarters			250	
Battalion 6 Headquarters, Improvements, (2347) (5) 1453 North San Fernando Road, Newhall—To facilitate operations and improve station upkeep.				
Gasoline and Oil House				
Including 1,000 gallon tank and pump. (64 ± sq. ft.)				
Battalion 8 Headquarters, Improvements (1860) (1) 114 East First Street, San Dimas — To facilitate operations and improve station upkeep.				
Ventilator in Toilet Room			200	
Big Rock Fire Station, Improvements, (2335) (5) Pear Blossom Highway, Valyermo—To produce or retain efficiency of structural or non-structural facilities.				
Minor Improvements				
Sink, drainboard and cabinets				
Driveway paving (1,600 ± sq. ft.)			500	
Total, Big Rock Fire Station			500	

CAPITAL PROJECTS—Continued

EXPENDITURES				
Actual Prior Year 1950-51	Actual Current Year to 1-1-52	Estimated Current Year 1951-52	Requested Fiscal Year 1952-53	Allowed Fiscal Year 1952-53
$	$	$	$ 480	$
718.11			480	
			360	
			250	250
			2,000	
			12,000	
			1,160	
		11,000	15,770	250
1,019.92	347.13	2,021	1,550	
407.21	255.21	375	200	200
			1,100	500
1,094.33			1,100	500

CAPITAL PROJECTS—Continued

Project Number, Title, Location, Description	Allowed Amount is for Land	Plans	Constr.	Equip.
PROTECTION TO PERSON AND PROPERTY—Continued				
Forester and Fire Warden—Continued				
Calabasas Fire Station, Improvements, (1172) (5) Ventura Highway, West of Calabasas—To provide adequate facilities for efficient work operations.				
Major Improvements				
Driveway paving (5,000 ± sq. ft.)				
3 Standard clothes lockers			275	
Gas heater in dormitory and bathroom			300	
Electric lights in the gasoline and oil house			300	
Total, Calabasas Fire Station			875	
Castaic Fire Station, (2337) (5) 24819 Highway 99, Castaic—To provide adequate facilities for efficient work operations.				
Minor Improvements				
Driveway paving (1,800 ± sq. ft.)				
Retaining wall (150 ± lin. ft. 2')				
Total, Castaic Fire Station				
Central Headquarters Building, Forester and Fire Warden, (3288) (1) Biscailuz Center—To provide office building, for centralization of department functions now housed in inadequate space; to release much needed civic center space for other county functions.				
A. Area Security Fence				
Industrial chain link fence with 3 strands barbed wire (1,700 ± sq. ft. 8')		500	5,100	
Proximity warning devices (40 ±)			1,000	
Intercommunication to gate			500	
Hydraulic operated gate			500	
County Engineer Contract				
Services and Inspection			500	
B. Landscaping		320	3,230	
C. Sprinkler System		300	2,150	
D. County Engineer Services and Inspection for 1951-52 Contract			600	
Total, Central Headquarters Building		**1,120**	**13,580**	

CAPITAL PROJECTS—Continued

EXPENDITURES				
Actual Prior Year 1950-51	Actual Current Year to 1-1-52	Estimated Current Year 1951-52	Requested Fiscal Year 1952-53	Allowed Fiscal Year 1952-53
			3,400	875
834.63			3,400	875
			1,300	
1,542.06		800	1,300	
			8,100	8,100
			3,550	3,550
			2,450	2,450
			600	600
292,165.16	2,907.98	17,509	14,700	14,700

CAPITAL PROJECTS—Continued

Project Number, Title, Location, Description	Allowed Amount is for Land	Plans	Constr.	Equip.
PROTECTION TO PERSON AND PROPERTY—Continued				
Forester and Fire Warden—Continued				
Chatsworth Fire Station Improvements, (2614) (5) Twin Lakes Park, Chatsworth—To produce or retain efficiency of structural or non-structural facilities.				
Minor Improvements				
Install 50 ft. 2½" pipe and fire hydrant			120	
Driveway paving (4,000 ± sq. ft.)				
Total, Chatsworth Fire Station			**120**	
Chatsworth Fire Station Well, (4252) (5)—To provide adequate water supply for domestic and fire use.				
A. Drill New Well				
B. Pump and Pipe Line Installation				
C. County Engineer Contract Services and Inspection				
Total, Chatsworth Fire Station Well				
Communications Center, Improvements, (2603) (5) 12441 Osborne Avenue, Pacoima—To provide adequate facilities for efficient work operations.				
Major Improvements				
Additional lighting in radio repair shop and office			540	
Paving adjacent to Communication Shop (1,300 ± sq. ft.)				
Total, Communications Center			**540**	
Fire Cistern, Battalion 5, (4164) (4), Junction Iatigo and Ramera Motorways—To establish water supply where needed for fire suppression.				
Cistern with Catchment Area (10,000 ± gal.)				
Fire Cistern, Battalion 5, (4162) (4), Junction of East and West Forks of Sequit Canyon—To establish water supply where needed for fire suppression.				
Cistern with Catchment Area (10,000 ± gal.)				
Fire Cistern, Battalion 5, (4161) (4), Piuma and Los Flores Canyon Roads—To establish water supply where needed for fire suppression.				
Cistern with Catchment Area (10,000 ± gal.)				
Fire Cistern, Battalion 6, (4428) (5) Bruger Tank and Rocky Peak Motor Way—To establish water supply where needed for fire suppression.				
Cistern with Catchment Area (10,000 ± gal.)		250	2,200	

CAPITAL PROJECTS—Continued

EXPENDITURES				
Actual Prior Year 1950-51	Actual Current Year to 1-1-52	Estimated Current Year 1951-52	Requested Fiscal Year 1952-53	Allowed Fiscal Year 1952-53
			1,320	120
478.85			**1,320**	**120**
			3,700	
			4,300	
			500	
		4,400	8,500	
			1,475	540
			1,475	**540**
	167.58	1,450	2,450	
	183.48		2,450	
	186.91	1,000	2,450	
			2,450	2,450

CAPITAL PROJECTS—Continued

Project Number, Title, Location, Description	Allowed Amount is for Land	Plans	Constr.	Equip.
PROTECTION TO PERSON AND PROPERTY—Continued				
Forester and Fire Warden—Continued				
Fire Cistern, Battalion 6, (4430) (5) Old Ridge Route and Forest Boundary Line—To establish water supply where needed for fire suppression.				
Cistern with Catchment Area (10,000 ± gal.)		250	2,200	
Fire Cistern, Battalion 6, (4429) (5) ¼ Mile up Halsey Canyon—To establish water supply where needed for fire suppression.				
Cistern with Catchment Area (10,000 ± gal.)		250	2,200	
Fire Cistern, Battalion 6, (4436) (5) Palo Soia Ridge—To establish water supply where needed for fire suppression.				
Cistern with Catchment Area (10,000 ± gal.)		250	2,200	
Fire Cistern, Battalion 6, (4427) (5) Rocky Peak Motor Way—To establish water supply where needed for fire suppression.				
Cistern with Catchment Area (10,000 ± gal.)		250	2,200	
Fire Cistern, Battalion 6, (4431) (5) Romera Ranch, West of Saugus—To establish water supply where needed for fire suppression.				
Cistern with Catchment Area (10,000 ± gal.)		250	2,200	
Fire Cistern, Battalion 8, (4433) (1) Bluebird Motor Way and Forest Boundary—To establish water supply where needed for fire suppression.				
Cistern with Catchment Area (10,000 ± gal.)		250	2,200	
Fire Cistern, Battalion 8, (4432) (1) Johnson's Pasture, Vicinity of Live Oak Canyon—To establish water supply where needed for fire suppression.				
Cistern with Catchment Area (10,000 ± gal.)		250	2,200	
Fire Cistern, Battalion 8, (4435) (1) Lower End Sunset Ridge Motor Way, Vicinity San Dimas Canyon—To establish water supply where needed for fire suppression.				
Cistern with Catchment Area (10,000 ± gal.)		250	2,200	

CAPITAL PROJECTS—Continued

EXPENDITURES				
Actual Prior Year 1950-51	Actual Current Year to 1-1-52	Estimated Current Year 1951-52	Requested Fiscal Year 1952-53	Allowed Fiscal Year 1952-53
			2,450	2,450
			2,450	2,450
			2,450	2,450
			2,450	2,450
			2,450	2,450
			2,450	2,450
			2,450	2,450
			2,450	2,450

CAPITAL PROJECTS—Continued

Project Number, Title, Location, Description	Allowed Amount is for Land	Plans	Constr.	Equip.
PROTECTION TO PERSON AND PROPERTY—Continued				
Forester and Fire Warden—Continued				
Fire Cisterns Easement Acquisition, (4434)—To provide for the acquisition of 12 fire cistern site easements in order to establish a comprehensive water storage program.				
Funds for Acquisition of Easements for Fire Cistern Sites				
Summit of Saddle Peak				
Zuma Ridge Motorway				
Decker Road				
Henry Ridge				
Santa Maria Ridge				
Yellow Hill				
Puerco				
Sycamore Flats and Blue Bird				
Glendora Ridge and Inglehart Trail				
Sunset P. and Stevens Firebreak				
Monroe Truck Trail and Angeles				
Forest Boundary				
East Terminus of Sunset Ridge Motorway				
Total, Acquisition Fund	600			
Fire Cistern, Hernandez Bowl, Battalion 5, (3684) 2½ Miles South of Topanga Station—To establish water supply where needed for fire suppression.				
Cistern with Catchment Area (10,000 ± gal.)				
Fire Cistern, Newell Tract, Corral Canyon, Battalion 5, (4163) (4) Santa Monica Mountains—To establish water supply where needed for fire suppression.				
Cistern with Catchment Area (10,000 ± gal.)				
Fire Cistern "Old Topanga", Battalion 5, (3683) (4) Summit of Old Topanga Canyon Rd.—To replace deteriorated metal tank.				
Cistern with Catchment Area (10,000 ± gal.)				
Fire Combat Training Center, (2640) (1) City Terrace—To provide a training center for training fire suppression personnel and for a central dispatching point.				
A. Fire Training Station adapted from Engine 27's plans				
B. Fire Training Tower (12 x 24 x 65 ft. high), with outside fire escape and inside stairs. 5 floors, 2 floors constructed tight with windows for gas and smoke chambers		3,600	36,000	
C. Fire Engine Testing Sump (12 x 25 x 9 ft.), reinforced concrete with 8" concrete floor, 8" concrete wall, sheet metal roof with enclosed ends, 2" water supply main, standard fire connections and appurtenances		540	5,400	
Total, Fire Combat Training Center		**4,140**	**41,400**	

CAPITAL PROJECTS—Continued

EXPENDITURES				
Actual Prior Year 1950-51	Actual Current Year to 1-1-52	Estimated Current Year 1951-52	Requested Fiscal Year 1952-53	Allowed Fiscal Year 1952-53
			600	600
			600	**600**
401.75	29.78	200	2,450	
	183.40	**200**	2,450	
360.72	30.01	**200**	2,450	
			82,500	
			39,600	39,600
			5,940	5,940
			128,040	**45,540**

CAPITAL PROJECTS—Continued

Project Number, Title, Location, Description	Allowed Amount is for Land	Plans	Constr.	Equip.
PROTECTION TO PERSON AND PROPERTY—Continued				
Forester and Fire Warden—Continued				
Fire Telephone Line Construction, Battalion 4 (4172) (5) Headquarters to Pasadena City Fire Department, Linda Vista Station—To provide connecting link between County Fire Department and Pasadena City Fire Department for daily fire response coordination and fire disaster activities.				
Line Construction part overhead and part underground (1500 ± lin. ft.)				
Fire Telephone Line Construction, Battalion 4, Section P-303, (3691) (5) La Canada and La Crescenta—To replace deteriorated underground conduit, and provide facilities for faster and more adequate dispatching.				
Install 16 pair, 19 gauge, cable and messenger, together with entrance conduit. (1,540 ± lin. ft.)				
Fire Telephone Line Construction Battalion 5, (4170) (4) Mulholland Drive to Triunfo Creek—To provide for relocation of existing telephone line on new telephone and Edison Company poles, existing line to be abandoned.				
Rebuild Lobo Canyon telephone line (one pair of wires on crossarms attached to joint Telephone-Edison Co. poles) (7,000 ± lin. ft.)				
Fire Telephone Line Construction, Battalion 6, Section P-101, (2306) (5) Oat Mountain to Chatsworth—To reconstruct and add to existing telephone line; to meet State standards.				
S and W for construction of three circuit telephone line on 10-pin crossarms attached to Telephone Company poles. (Material on hand.)				
Fire Telephone Line Construction, Battalion 6, P. 109, (4169) (5) Quail Lake Station to Highway 138—To replace section of telephone line now on old gas company poles which are no longer useable.				
Construct telephone line to connect Departmental System with Gorman Sheriff's Office and the State Division of Forestry at Lebec (12,150 ± lin. ft.)			4,100	
Fire Telephone Line Construction, Brooklyn Avenue to Central Headquarters Building, (4175) (1)—To connect telephone and fire alarm circuits between New Headquarters Building and existing lines.				
Install telephone and fire alarm cable to bring existing circuits into New Headquarters Building. Cable will extend along Eastern Ave., from Brooklyn Ave., to New Headquarters site. (8,700 ± lin. ft.)				

CAPITAL PROJECTS—Continued

EXPENDITURES				
Actual Prior Year 1950-51	Actual Current Year to 1-1-52	Estimated Current Year 1951-52	Requested Fiscal Year 1952-53	Allowed Fiscal Year 1952-53
			1,200	
1,426.20		1,450	1,740	
			1,020	
1,904.81			3,000	
		400	4,100	4,100
			4,200	

CAPITAL PROJECTS—Continued

Project Number, Title, Location, Description	Allowed Amount is for Land	Plans	Constr.	Equip.
PROTECTION TO PERSON AND PROPERTY—Continued				
Forester and Fire Warden—Continued				
Fire Telephone Line Construction, Monterey Park, (4437) (1)—To provide for the removal of an existing pole line from a major traffic artery.				
Remove pole line on Garvey Ave., and reroute on New Ave., Newmark Ave., and Chandler Ave.			2,000	
Fire Telephone Line Construction, Peck Road, (4173) (1)—To connect existing lines to newly acquired Western Union Telephone Line between San Gabriel Canyon and San Dimas Park and replace nine miles of existing line which needs major repairs.				
Telephone line to connect Departmental system to recently purchased Western Union circuits. (6,500 ± lin. ft.)				
Henniger Flats Plantation, (2600) (1) Henniger Nursery, Mt. Wilson Toll Road—To facilitate operations and improve nursery upkeep.				
Major Improvements				
Bathroom addition			1,290	
Addition to back of garage			240	
Rock retaining wall around soil pits				
Total, Henniger Flats Plantation			**1,530**	
Juvenile Camp No. 3, (2508) (5)—To provide adequate facilities for housing of personnel and camp operations; to meet requirements of County Health Dept. and recommendation of County Public Welfare Commission.				
A. Dormitory Improvements				
Plans				
Install Water Heater			1,000	
B. Install Space Heaters in Recreation Room			700	
C. Handball Backstop Screening			150	
D. Butane Storage Tank with chain link fence. (60 ± lin. ft. 6') Fence is (Part of Safety Program sponsored by Mechanical Department.)			780	
E. Garbage Can Screened Enclosure (48 ± sq. ft.)			605	
F. Car Port Type Truck Storage				
G. Water Development				
H. County Engineer Contract Services and Inspection				
Total, Juvenile Camp No. 3			3,235	

CAPITAL PROJECTS—Continued

EXPENDITURES				
Actual Prior Year 1950-51	Actual Current Year to 1-1-52	Estimated Current Year 1951-52	Requested Fiscal Year 1952-53	Allowed Fiscal Year 1952-53
			2,000	2,000
			1,080	
			1,980	
3,066.86			**1,980**	**1,530**
			3,000	1,000
			700	700
			150	150
			780	780
			605	605
			2,090	
			5,500	
			500	
17,421.46	93.25	2,000	13,325	3,235

CAPITAL PROJECTS—Continued

Project Number, Title, Location, Description	Allowed Amount is for Land	Plans	Constr.	Equip.
PROTECTION TO PERSON AND PROPERTY—Continued				
Forester and Fire Warden—Continued				
Juvenile Camp No. 3, Administration Building, (4523) (5) Tapia Park—To provide adequate headquarters facilities for permanent installation.				
Type III Administration Building including office, dormitory, recreation and all facilities for Forestry and Probation Camp overhead and functions (3,500 ± sq. ft.)				
Juvenile Camp No. 3, (4524) School Building, Tapia Park—To provide adequate school facilities for juvenile inmates.				
Type III Construction, consisting of:				
4 Classrooms (625 ± sq. ft. ea.)				
1 Work shop (875 ± sq. ft. ea.)				
1 Storage and photo finishing room (425 ± sq. ft.)				
Juvenile Camp No. 4, Improvements, (2509) (5)—To provide facilities to meet Health Dept. standards and Probation Dept. requirements for work and training program for boys 16 and 18 years old.				
A. Additional funding to complete additions to Dormitory, Control Center, Treatment Room, School Room and Hospital			1,400	
B. Car Port Type, Truck Storage				
C. Butane Storage Tank with chain link fence. (60 ± lin. ft. 6') Fence is (Part of Safety Program sponsored by Mechanical Department.)			780	
D. Basketball Standards (2)			240	
E. Reroof Bath House (756 ± sq. ft.)			600	
F. Install Wall Heater in Cook's Quarters			360	
G. Install Wall Heater in Forestry Quarters			305	
H. Garbage Can Screened Enclosure (48 ± sq. ft.)			605	
Total, Juvenile Camp No. 4			**4,290**	

CAPITAL PROJECTS—Continued

EXPENDITURES				
Actual Prior Year 1950-51	Actual Current Year to 1-1-52	Estimated Current Year 1951-52	Requested Fiscal Year 1952-53	Allowed Fiscal Year 1952-53
			5,000	
			54,400	
			1,400	1,400
			8,300	
			780	780
			240	240
			600	600
			360	360
			305	305
			605	605
1,397.18			12,590	4,290

CAPITAL PROJECTS—Continued

Project Number, Title, Location, Description	Allowed Amount is for Land	Plans	Constr.	Equip.
PROTECTION TO PERSON AND PROPERTY—Continued				
Forester and Fire Warden—Continued				
Juvenile Camp No. 4, (4522) School Building, Bouquet Canyon—To provide adequate school facilities for juvenile inmates.				
Type V Construction, consisting of:				
2 Classroom (625 ± sq. ft. ea.)				
1 Work shop (875 ± sq. ft.)				
1 Storage and photo finishing room (425 ± sq. ft.)				
Juvenile Camp No. 5, (2510) (1) Near San Dimas Park—To produce or retain the efficiency of facilities for training and work program for boys 16 to 18 years old under custody of Probation Dept.				
A. Dormitory Additions				
Additional space (576 ± sq. ft.)		900	9,700	
Toilet and wash room (300 ± sq. ft.)		1,105	12,745	
B. Car Port Type Truck Storage (600 ± sq. ft.)				
C. Water Supply Line Replacement (2,619 ± lin. ft.)			3,000	
D. Sewage System Addition			3,000	
E. Butane Storage Tank with chain link fence. (60 ± lin. ft. 6') Fence is (Part of Safety Program sponsored by Mechanical Department.)			780	
F. Wall to divert water from reservoir				
G. Basketball Standards (2)				
Total, Juvenile Camp No. 5		2,005	29,225	
Juvenile Camp No. 5, (4525) School Building, San Dimas Park—To provide adequate school facilities for juvenile inmates.				
Type III Construction, consisting of:				
1 Classroom (625 ± sq. ft.)				
1 Work shop (875 ± sq. ft.)				
1 Storage and photo finishing room (425 ± sq. ft.)				
Kagel Canyon Fire Station, Improvements, (2618) (5) Dexter Park, Kagel Canyon—To produce or retain efficiency of structural or non-structural facilities for efficient work operations.				
Minor Improvements				
Install work bench and cabinet in garage				
Install shelter over air compressor				
Total, Kagel Canyon Fire Station				

CAPITAL PROJECTS—Continued

EXPENDITURES				
Actual Prior Year 1950-51	Actual Current Year to 1-1-52	Estimated Current Year 1951-52	Requested Fiscal Year 1952-53	Allowed Fiscal Year 1952-53
			33,700	
			24,450	24,450
			3,500	
			3,000	3,000
			3,000	3,000
			780	780
			400	
			240	
1,691.09			35,370	31,230
			28,125	
			440	
255.58			440	

CAPITAL PROJECTS—Continued

Project Number, Title, Location, Description	Allowed Amount is for Land	Plans	Constr.	Equip.
PROTECTION TO PERSON AND PROPERTY—Continued				
Forester and Fire Warden—Continued				
Las Flores Fire Station, Improvements, (3308) (4) Las Flores Canyon—To produce or retain efficiency of structural or non-structural facilities.				
A. Minor Improvements				
Install water softener			400	
Additional wash basin			100	
Standard clothes lockers (2)				
B. Apparatus Room (640 ± sq. ft.)		700	7,475	
Total, Las Flores Fire Station		**700**	7,975	
Lechuza Fire Station, (2904) (4) Decker Road, Santa Monica Mountains—To provide adequate facilities for efficient work operations.				
Minor Improvements				
Driveway, concrete paving (1,925 ± sq. ft.)				
Map cabinet in office				
Drawers in work shop bench (2)				
Total, Lechuza Fire Station				
Mint Canyon Fire Station, Improvements, (2908) (5) 13028 West Sierra Highway, Saugus—To facilitate operations and improve station upkeep.				
Construct Map Cabinet in Office				
Pacoima Warehouse Area, (2601) (5) 12605 Osborne Avenue, Pacoima—To provide adequate facilities for efficient work operations.				
A. Electrical system additions and alterations				
B. Carpenter shop additions (410 ± sq. ft.)			678	
C. Conversion of building 1067 to automotive shop				
D. Prefabricated steel automotive storage building (3,840 ± sq. ft.)				
E. Lumber storage building (1,200 ± sq. ft.)				
F. Gasoline station, using prefabricated steel building and new gasoline tanks and pumps on hand			1,800	
G. Transportation hydraulic hoist			4,000	
Total, Pacoima Warehouse Area			**6,478**	

CAPITAL PROJECTS—Continued

EXPENDITURES				
Actual Prior Year 1950-51	Actual Current Year to 1-1-52	Estimated Current Year 1951-52	Requested Fiscal Year 1952-53	Allowed Fiscal Year 1952-53
			680	
				500
			8,175	8,175
	232.42	600	8,855	8,675
			2,035	
			2,035	
723.46			150	
			10,490	
			678	678
			8,882	
			1,444	
			7,578	
			1,800	1,800
			4,000	4,000
356.34			34,872	6,478

CAPITAL PROJECTS—Continued

Project Number, Title, Location, Description	Allowed Amount is for Land	Plans	Constr.	Equip.
PROTECTION TO PERSON AND PROPERTY—Continued				
Forester and Fire Warden—Continued				
Padua Hills Fire Station, Improvements, (2613) (1) 4349 Padua Avenue, Claremont—To provide adequate facilities for efficient work operations.				
Minor Improvements				
Install electric lighting in gasoline and oil house			300	
Parkway paving (1,000 ± sq. ft.)				
Total, Padua Hills Fire Station			300	
Pine Canyon Fire Station, (2340) (5) Near Lake Hughes—Minor alterations, improvements, or replacements to produce or retain efficiency of structural or non-structural facilities.				
Improvements				
New garage (plans only)				
Exhaust fan over range in Barracks Building			150	
Total, Pine Canyon Fire Station			150	
Pine Canyon Fire Station Well, (4179) — To provide adequate water supply for domestic and fire use.				
A. Drill new well				
B. Pump and pipeline installation				
C. County Engineer Contract Services and Inspection				
Total, Pine Canyon Fire Station				
South Hills Fire Station, Improvements, (2607) (1) 4009 E. Pomona Blvd., Walnut—To produce or retain efficiency of structural or non-structural facilities.				
Minor Improvements				
Install 3′ 6″ door in rear wall of apparatus room				
Concrete walk from new door to rear yard pavement (60 ± sq. ft. 4″ thick)				
Total, South Hills Fire Station				
Storage and Repair Building, Biscailuz Center, (4178) (1)—To provide storage and repair shop space for weed abatement, Communication Division, and Intelligence Division equipment and supplies as well as Fire Prevention Bureau Laboratory.				
Construct pre-fabricated steel, or similar construction, building with concrete floor and a Butane Storage Building. (4,700 ± sq. ft.)		4,000	52,600	

CAPITAL PROJECTS—Continued

EXPENDITURES				
Actual Prior Year 1950-51	Actual Current Year to 1-1-52	Estimated Current Year 1951-52	Requested Fiscal Year 1952-53	Allowed Fiscal Year 1952-53
			600	300
1,042.37			600	300
			1,150	
				150
			1,150	150
			4,200	
			4,300	
			500	
	23.72	4,400	9,000	
			350	
541.35			350	
			56,600	56,600

CAPITAL PROJECTS—Continued

Project Number, Title, Location, Description	Allowed Amount is for Land	Plans	Constr.	Equip.
PROTECTION TO PERSON AND PROPERTY—Continued				
Forester and Fire Warden—Continued				
Topanga Fire Main Extension, (1146) (5) Topanga Canyon Boulevard and Old Topanga Canyon Road—To provide more adequate fire protection for hazardous area.				
A. Fire main extension 1.7 miles to Old Topanga Summit Fire Cistern Site		3,444	51,100	
B. County Engineer Contract Services and Inspection			500	
Total, Topanga Fire Main Extension		**3,444**	**51,600**	
Topanga Fire Station, New, (1102) (5) Topanga Road and Fernwood Pacific Drive—To provide adequate quarters.				
Land Acquisition	2,000			
Plans and specifications developed by Mechanical Department		2,000		
Total, Topanga Fire Station	**2,000**	**2,000**		
Vincent Fire Station, Improvement, (2344) (5)—To provide adequate facilities for efficient work operations.				
New garage building and connecting driveway (Plans only)				
Vincent Fire Station Well, (4180)—To provide adequate water supply for domestic and fire use.				
A. Drill new well				
B. Pump and pipe line installation				
C. County Engineer Contract Services and Inspection				
Total, Vincent Fire Station Well				
Water Tank Installation, Replace Tank No. FD 13, Battalion 6, (4168) (5) Oso Canyon Near Kern County Boundary Line—To replace deteriorated tank.				
Standard Redwood Tank (5,000 ± gal.)				
Water Tank Installation, Replace Tank No. 87, (3687) (5) Near School House, Leonis Valley—To replace deteriorated tank.				
Standard Redwood Tank (5,000 ± gal.)				

CAPITAL PROJECTS—Continued

EXPENDITURES				
Actual Prior Year 1950-51	Actual Current Year to 1-1-52	Estimated Current Year 1951-52	Requested Fiscal Year 1952-53	Allowed Fiscal Year 1952-53
			54,544	54,544
			500	500
38,605.22	1,269.89	18,228	**55,044**	**55,044**
			2,000	2,000
			2,000	2,000
			4,000	**4,000**
13,370.10	717.42	1,500	1,000	
			5,700	
			3,300	
			500	
		6,000	**9,500**	
	23.99	600	720	
	23.94		720	

CAPITAL PROJECTS—Continued

Project Number, Title, Location, Description	Allowed Amount is for Land	Plans	Constr.	Equip.
PROTECTION TO PERSON AND PROPERTY—Continued				
Forester and Fire Warden—Continued				
Zuma Fire Station, Improvements, (1147) (4) 28620 Roosevelt Highway, Malibu Mountains—To provide adequate working surface to protect equipment.				
Major Improvements				
Remove 4,100 sq. ft. of 4″ oil mix paving and adobe to a depth of 10″. Backfill with decomposed granite and install 6″ reinforced concrete. (4,100 ± sq. ft.)				
Install 1″ air line from compressor in apparatus room to oil house (70 ± lin. ft.)				
Total, Zuma Fire Station				
Various Completed Projects				
Total Forester and Fire Warden	2,600	19,659	240,748	

CAPITAL PROJECTS—Continued

	EXPENDITURES			
Prior Year Actual 1950-51	Current Year Actual to 1-1-52	Current Year Estimated 1951-52	Requested Fiscal Year 1952-53	Allowed Fiscal Year 1952-53
			6,220	
400.73			6,220	
13,815.86	6,644.36	16,631		
$ 395,041.35	$ 13,260.47	$ 90,964	$ 609,271	$ 263,007

CAPITAL PROJECTS—Continued

Project Number, Title, Location, Description	Allowed Amount is for Land	Plans	Constr.	Equip.
PROTECTION TO PERSON AND PROPERTY—Continued				
Agricultural Department				
Lancaster Agricultural Storage Building and Garage, (1181) (5) —To house pest control workers' supplies for treating rodent and weed infestations: for efficient pest control work in Antelope Valley and to eliminate 2,400 annual miles of travel to Rivera warehouse.				
A. Storage building and garage (1,600 ± sq. ft.)				
B. A. C. paving (4,000 ± sq. ft.)				
C. County Engineer Contract Services and Inspection				
Total, Lancaster Agricultural Storage Building and Garage				
Various Completed Projects				
Total, Agricultural Department				

CAPITAL PROJECTS—Continued

EXPENDITURES				
Actual Prior Year 1950-51	Actual Current Year to 1-1-52	Estimated Current Year 1951-52	Requested Fiscal Year 1952-53	Allowed Fiscal Year 1952-53
$	$	$	25,200	$
			400	
			900	
			26,500	
	33.81	8,035		
$	$ 33.81	$ 8,035	$ 26,500	$

CAPITAL PROJECTS—Continued

Project Number, Title, Location, Description	Allowed Amount is for Land	Plans	Constr.	Equip.
PROTECTION TO PERSON AND PROPERTY—Continued				
Sealer of Weights and Measures				
Equipment Garage, (4492) (5)—To provide for protection of County-owned equipment.				
A. Open storage shed (2,160 ± sq. ft.)				
B. County Engineer Contract Services and Inspection				
Total, Equipment Garage				
New Calibration Unit, (4491) (5)—To provide additional facilities to meet the increased work load.				
A. New Calibrating				
Steel building (30 ft. high) (841 ± sq. ft.)				
Chain link fence (320 ± lin. ft.)				
Yard paving (12,000 ± sq. ft.)				
Sidewalk and approaches (1,750 ± sq. ft.)				
B. County Engineer Contract Services and Inspection			400	
C. Calibrating Tanks and Fittings				
D. New Calibrating Tower, complete without building to be located adjacent to existing plant for calibrating truck and trailer simultaneously or two trucks at a time.		800	8,800	
Total, New Calibrating Unit		**800**	**9,200**	
Underground Storage Tank, (4573)—To provide a reserve reservoir for more economical plant operation.				
A. Underground storage tank (1,100 ± gal.)				
B. County Engineer Contract Services and Inspection				
Total, Underground Storage Tank				
Various Completed Projects				
Total, Sealer of Weights and Measures		**800**	**9,200**	

CAPITAL PROJECTS—Continued

Actual Prior Year 1950-51	Actual Current Year to 1-1-52	Estimated Current Year 1951-52	Requested Fiscal Year 1952-53	Allowed Fiscal Year 1952-53
$	$	$	$ 11,800	$
			450	
			12,250	
			35,650	
			1,550	400
			2,500	
			None	9,600
			39,700	**10,000**
			4,000	
			250	
			4,250	
1,397.52				
$ 1,397.52	$	$	$ 56,200	$ 10,000

CAPITAL PROJECTS—Continued

Project Number, Title, Location, Description	Allowed Amount is for Land	Plans	Constr.	Equip.
PROTECTION TO PERSON AND PROPERTY—Continued				
Pound Department				
Animal Shelter No. 1, (2183) (1)—To improve the appearance of the Rancho Animal Shelter grounds.				
Landscaping			1,250	
Animal Shelter No. 3, (1983) (4) Vicinity of Baldwin Hills—Custodial and administrative facilities; to provide efficient animal care on a local basis.				
Land Acquisition				
A. Basic Development				
Type V building (2,240 ± sq. ft.)				
Fence (1,000 ± lin. ft.)				
Driveway and walk (5,000 ± sq. ft.)				
Landscaping				
Dispatching chamber				
Incinerator				
B. County Engineer Contract Services and Inspection				
C. Service Area				
Utility building (2,000 ± sq. ft.)				
Concrete block fence (350 ± lin. ft.)				
Paving (6,000 ± sq. ft.)				
D. County Engineer Contract Services and Inspection				
E. Office furniture and equipment, hand truck and lawnmower				
Total, Animal Shelter No. 3				
Animal Shelter No. 4, (1984) (1) West of Arcadia—Custodial and administrative facilities; to provide efficient animal care on a local basis.				
Land Acquisition				
A. Basic Development				
Type V building (3,200 ± sq. ft.)				
Chain link fence (1,000 ± lin. ft. 8')				
Driveway paving (5,000 ± sq. ft.)				
Landscaping				
Dispatching chamber				
Incinerator				
B. County Engineer Contract Services and Inspection				
C. Service Area				
Utility building (2,000 ± sq. ft.)				
Concrete block fence (350 ± lin. ft.)				
Paving (6,000 ± sq. ft.)				
D. County Engineer Contract Services and Inspection				
E. Office furniture and equipment, hand truck, horse trailer, and lawn mower				
Total, Animal Shelter No. 4				

CAPITAL PROJECTS—Continued

Actual Prior Year 1950-51	Actual Current Year to 1-1-52	Estimated Current Year 1951-52	Requested Fiscal Year 1952-53	Allowed Fiscal Year 1952-53
			EXPENDITURES	
$ 1,158.76	$	$	$ 1,550	$ 1,250
			4,500	
			39,120	
			1,800	
			17,000	
			500	
			735	
			63,655	
			4,000	
			52,100	
			2,100	
			17,000	
			500	
			1,840	
			77,540	

CAPITAL PROJECTS—Continued

Project Number, Title, Location, Description	Allowed Amount is for Land	Plans	Constr.	Equip.
PROTECTION TO PERSON AND PROPERTY—Continued				
Pound Department—Continued				
Animal Shelter No. 5, (1985) (5) Antelope Valley—Custodial and administrative facilities; to provide efficient animal care on a local basis.				
Land Acquisition				
A. Basic Development				
Type V building (1,600 ± sq. ft.)				
Chain link fence (600 ± lin. ft. 8')				
Paving driveway and walk (4,000 ± sq. ft.)				
Landscaping				
Dispatching chamber				
Incinerator				
B. County Engineer Contract Services and Inspection				
C. Service Area				
Utility building (2,000 ± sq. ft.)				
Concrete block fence (350 ± lin. ft.)				
Paving				
D. County Engineer Contract Services and Inspection				
E. Office furniture and equipment, hand truck and horse trailer				
Total, Animal No. 5 Shelter				
Total, Pound Department				1,250
Various Completed Projects				
TOTAL, PROTECTION TO PERSON AND PROPERTY	2,600	20,459	251,198	

CAPITAL PROJECTS—Continued

	EXPENDITURES			
Actual Prior Year 1950-51	Actual Current Year to 1-1-52	Estimated Current Year 1951-52	Requested Fiscal Year 1952-53	Allowed Fiscal Year 1952-53
			2,500	
			28,200	
			1,900	
			17,000	
			500	
			1,610	
			51,710	
$ 1,158.76	$	$	$ 194,455	$ 1,250
$ 148,408.38	$ 2,003.52	$ 5,420	$	$
$ 546,006.01	$ 15,297.80	$ 104,419	$ 886,426	$ 274,257

CAPITAL PROJECTS—Continued

Project Number, Title, Location, Description	Allowed Amount is for Land	Plans	Constr.	Equip.
HEALTH AND SANITATION				
Health Department				
Alhambra Health Center, Lighting, (3566) (1)—Present lighting facilities below standard requirements as recommended by lighting engineers.				
Fluorescent lighting				
Azusa Health Center, Lighting, (4197) (1)—Present lighting facilities below standard requirements as recommended by lighting engineers.				
Fluorescent lighting				
Bell Gardens Health Center, Sprinkler System, (4201) (1)—To provide sprinkler system for grounds and reduce gardening costs.				
Sprinkler system				
Compton Health Center, Alterations and Improvements, (3312) (4)—To provide additional space and facilities for increased efficiency.				
A. Business office and telephone department addition (384 ± sq. ft.)				
B. Fluorescent lighting				
C. County engineer contract services and inspection				
Total, Compton Health Center, Alterations and Improvements				
El Monte Health Center, (3944) (1) **737 N. Tyler Avenue, El Monte**—To provide a permanent location for county health activities in the El Monte area and replace the headquarters for the Center which are now in leased space in the City of El Monte.				
A. Building alterations (6,000 ± sq. ft.)		4,000		
B. Parking lot				
C. County Engineer Contract Services and Inspection				
D. Equipment				
Business office				
Clinic				
Restroom				
Total, El Monte Center		**4,000**		
Monrovia Health Center, (4243) (1)—Present quarters inadequate for clinic load which has increased over 112% in ten years. Sanitary inspectors are housed in a garage which is not suitable for their work.				
A. Health Center Expansion				
New addition (2,501 ± sq. ft.)		1,000	33,218	
Alterations to existing building			500	
Heating			3,500	
Remove old garage			250	
Relocate electric poles and transformers			1,000	
Termite control			2,000	
B. County Engineer Contract Services and Inspection			1,600	
Total, Monrovia Health Center		**1,000**	**42,068**	

CAPITAL PROJECTS—Continued

EXPENDITURES				
Actual Prior Year 1950-51	Actual Current Year to 1-1-52	Estimated Current Year 1951-52	Requested Fiscal Year 1952-53	Allowed Fiscal Year 1952-53
$	$	$	$ 5,654	$
			2,776	
			773	
			8,000	
			1,712	
			2,500	
	68.00	6,870	12,212	
			55,900	4,000
			3,100	
			1,800	
			5,956	
57,000.00			66,756	4,000
			41,468	41,468
			1,600	1,600
			43,068	43,068

CAPITAL PROJECTS—Continued

Project Number, Title, Location, Description	Allowed Amount is for Land	Plans	Constr.	Equip.
HEALTH AND SANITATION—Continued				
Health Department—Continued				
Pomona Health Center, Lighting, (4198) (1)—Present lighting facilities below standard requirements as recommended by lighting engineers.				
Fluorescent Fixtures				
Torrance Health Center, Sprinkling System, (3048) (4)—Present area without watering facilities.				
Sprinkler system				
Santa Monica Health Center, Lighting, (4199) (1)—Present lighting facilities below standard requirements as recommended by lighting engineers.				
Fluorescent lighting				
Torrance Health Center, Lighting, (4200) (4)—Present lighting facilities are below standard requirements as recommended by lighting engineers.				
Fluorescent lighting				
Willowbrook Health Center, (4624)—To provide a permanent location for County health activities in the Willowbrook area.				
A. Class III Construction (3,100 ± sq. ft.)				
B. Fence, incinerator and landscaping				
C. County Engineer Contract Services and Inspection				
Total, Willowbrook Health Center				
Various Completed Projects				
Total, Health Department		**5,000**	**42,068**	
TOTAL HEALTH AND SANITATION		**5,000**	**42,068**	

CAPITAL PROJECTS—Continued

EXPENDITURES				
Actual Prior Year 1950-51	Actual Current Year to 1-1-52	Estimated Current Year 1951-52	Requested Fiscal Year 1952-53	Allowed Fiscal Year 1952-53
			4,560	
			840	
			6,008	
			4,089	
			61,850	
			4,650	
			1,800	
			68,300	
1,345.56		1,020		
$ 58,345.56	$ 68.00	$ 7,890	$ 215,036	$ 47,068
$ 58,345.56	$ 68.00	$ 7,890	$ 215,036	$ 47,068

CAPITAL PROJECTS—Continued

Project Number, Title, Location, Description	Allowed Amount is for Land	Plans	Constr.	Equip.
CHARITIES, HOSPITALS AND CORRECTIONS				
Charities - General Hospital (5)				
Acute Unit, Auditorium, Waterproof Roof Deck, (4209)—To seal the roof deck and provide for the protection of the ceilings below. This is one phase of the pilot program to determine the best method of water-proofing all roofs of the Acute Unit.				
County Engineer Services and Inspection for 1951-52 Contract				
Acute Unit, Birth Room Overhead Lighting, (3813)—To provide adequate lighting and replace hazardous equipment with approved material.				
A. Acoustic and lighting installation (1,120 ± sq. ft.)		850	8,000	
B. County Engineer Contract Services and Inspection			350	
Total, Acute Unit, Birth Room Overhead Lighting		**850**	**8,350**	
Acute Unit, Birth Rooms, Water Cooling Towers, (4214)—To provide for the re-circulation of cooling water from air conditioning system and eliminate the daily loss of water discharged into the sewer at a rate of approximately 6400 gallons per day.				
County Engineer Services and Inspection for 1951-52 Contract				
Acute Unit, Classroom, Waterproof Roof Deck, (4208)—To seal the roof deck and provide for the protection of the ceilings below. This is one phase of the pilot program to determine the best method of waterproofing all roofs of the Acute Unit.				
Waterproof 2 roof decks (8,404 ± sq. ft.)		945	10,505	
Acute Unit, Doctors' Dining Room, Alterations, (3810)—To provide more efficient dining room service and reduce operating cost by eliminating four waitress positions.				
A. General alterations		1,000	10,000	
B. County Engineer Contract Services and Inspection			400	
C. Kitchen equipment				10,760
Total, Acute Unit, Doctors' Dining Room Alterations		**1,000**	**10,400**	**10,760**
Acute Unit, Kitchen Corridor, Metal Wainscoting, (3818)—To provide metal protection to plastered walls and prevent damage by mobile kitchen equipment.				
Wainscoting corridors (1712 ± sq. ft.)			4,175	
Acute Unit, Librarian and Credit Union Offices, (4213)—To provide critical administrative office space on the first floor at front of Acute Unit, by rehabilitating the present unused covered roof deck on the 2nd floor for Librarian and Credit Union offices.				
A. Alterations (150 ± sq. ft.)				
B. County Engineer Contract Services and Inspection				
Total, Acute Unit, Librarian and Credit Union Offices				

CAPITAL PROJECTS—Continued

EXPENDITURES				
Actual Prior Year 1950-51	Actual Current Year to 1-1-52	Estimated Current Year 1951-52	Requested Fiscal Year 1952-53	Allowed Fiscal Year 1952-53
$	$	$ 6,000	$ 250	$
			8,850	8,850
			350	350
3.13			9,200	9,200
	298.64	5,995	250	
			11,450	11,450
			11,000	11,000
			400	400
			10,760	10,760
			22,160	22,160
			4,175	4,175
			3,500	
			300	
			3,800	

CAPITAL PROJECTS—Continued

Project Number, Title, Location, Description	Allowed Amount is for Land	Plans	Constr.	Equip.
CHARITIES, HOSPITALS AND CORRECTIONS—Continued				
Charities—General Hospital (5)—Continued				
Acute Unit, Oxygen Piping System, (3040)—For distribution of oxygen to wards, providing better service and effecting a saving over portable tanks now used.				
A. Install oxygen piping system				
B. County Engineer Contract Services and Inspection				
Total, Acute Unit, Oxygen Piping System				
Acute Unit, Public Toilets, (4212)—To provide public toilet rooms for men and women on the main corridor of the first floor of the Acute Unit where no present existing toilet facilities are available.				
Toilet installation			2,500	
Acute Unit, Surgeries, Water Cooling Towers, (4215) (1)—To provide for the re-circulation of cooling water from air conditioning system and eliminate the daily loss of water discharged into the sewer at a rate of approximately 14,000 gallons per day.				
A. Two water cooling towers		1,000	6,400	
B. County Engineer Contract Services and Inspection			275	
Total, Acute Unit Surgeries Water Cooling Towers		**1,000**	6,675	
Acute Unit, Waterproof Ceiling in Telephone Terminal Room, (3805)—To protect main terminals of telephone system from water damage.				
A. Waterproof Ceiling (875 ± sq. ft.)				
B. County Engineer Contract Services and Inspection				
Total, Acute Unit, Waterproof Ceiling in Telephone Terminal Room				
Acute Unit, X-Ray Unit Alterations, (3201)—To provide more space and better orientation of facilities, more complete utilization of equipment.				
A. Alterations				
B. County Engineer Contract Services and Inspection				
Total, Acute Unit, X-Ray Unit Alterations				
Acute Unit X-Ray, Floor and Ceiling Improvements, (4421)—To provide more efficient work surroundings.				
A. Mastipave rooms and corridors (2,546 ± sq. ft.)			375	
B. Acoustic ceiling (2,155 ± sq. ft.)			735	
Total, Acute Unit X-Ray, Floor and Ceiling Improvements			1,110	

CAPITAL PROJECTS—Continued

EXPENDITURES				
Actual Prior Year 1950-51	Actual Current Year to 1-1-52	Estimated Current Year 1951-52	Requested Fiscal Year 1952-53	Allowed Fiscal Year 1952-53
			90,000	
			2,500	
			92,500	
			2,500	2,500
			7,400	7,400
			275	275
			7,675	**7,675**
			6,310	
			500	
274.80		**500**	**6,810**	
			17,800	
			1,500	
2,501.14		**16,200**	**19,300**	
			375	375
			735	735
			1,110	**1,110**

CAPITAL PROJECTS—Continued

Project Number, Title, Location, Description	Allowed Amount is for Land	Plans	Constr.	Equip.
CHARITIES, HOSPITALS AND CORRECTIONS—Continued				
Charities—General Hospital (5)—Continued				
Auditorium, Renovate and Redecorate, (4207)—To clean porous acoustic plaster in the auditorium and to reduce the comments by the public as to the condition of the auditorium.				
A. Acoustic ceiling and painting walls				
B. County Engineer Contract Services and Inspection				
Total, Auditorium, Renovate and Redecorate				
Automatic Leveling for No. 7 Elevator, (4596)—To provide safe elevator in Tuberculosis Building for use by patients and employees without operator.				
Automatic leveling equipment installed				
Communicable Diseases Building, New, (2034)—To increase facilities which are inadequate for present County needs.				
A. General fund construction				
B. Removal of cottages from site				
C. County Engineer Contract Services and Inspection				
Total, Communicable Diseases Building				
Communicable Diseases Building, New, Utilities Tunnel, Fences and Appurtenances, (3934)—To provide basic facilities and utilities for servicing of new hospital unit.				
Utilities and service tunnels, parking landscaping and appurtenances				
Dishwashing Room, Alterations and Equipment Replacement, (4206)—To provide for the replacement of obsolete and worn out equipment, repair corroded flooring, paint and overhaul ventilation system. To provide more efficient operation and elimination of helper positions.				
A. Dishwashing Room Improvements				
Dishwashing machinery		4,000	46,000	
Removal work			1,200	
New ventilation duct			3,500	
Composition flooring			20,000	
Electrical and plumbing connections			1,500	
Painting, walls and ceiling			500	
B. County Engineer Contract Services and Inspection			1,500	
Total, Dishwashing Room Alterations and Equipment Replacement		**4,000**	**74,200**	

CAPITAL PROJECTS—Continued

EXPENDITURES				
Actual Prior Year 1950-51	Actual Current Year to 1-1-52	Estimated Current Year 1951-52	Requested Fiscal Year 1952-53	Allowed Fiscal Year 1952-53
			8,800	
			400	
			9,200	
			7,500	
			300,000	
			5,000	
			25,000	
51,625.63	112.51	2,000	**330,000**	
346.08		40,000	300,000	
			76,700	76,700
			1,500	1,500
			78,200	**78,200**

CAPITAL PROJECTS—Continued

Project Number, Title, Location, Description	Allowed Amount is for Land	Plans	Constr.	Equip.
CHARITIES, HOSPITALS AND CORRECTIONS—Continued				
Charities—General Hospital (5)—Continued				
Fire Safety Improvements, (3866)—To comply with L. A. City Fire Department requests.				
A. Stairway enclosure No. 60 building				
B. Stairway enclosure No. 70 building				
C. Additional exit, ward No. 170				
D. Sprinkler systems, between No. 30 building and Administration Building (A part of Safety Program sponsored by Mechanical Department)				
Total, Fire Safety Improvements				
Intern and Resident Physicians' Home, (1236)—To provide living quarters for doctors who must live on grounds.				
A. Type I five story concrete building (77,600 ± sq. ft.)				
B. County Engineer Contract Services and Inspection				
Total, Intern and Resident Physicians' Home				
Laundry Building, Locker and Rest Room Additions, (4217)—To provide much needed facilities for employee lockers and rest rooms in the present laundry. Adequate space is not available where employees may rest or eat lunches. The labor unions have continued to criticize the existing conditions and lack of facilities for reasonable employee comfort.				
A. Toilet building with 31 fixtures (3,150 ± sq. ft.)				
B. County Engineer Contract Services and Inspection				
Total, Laundry Building, Locker and Rest Room Additions				
New Water Distribution System, (4420)—To provide replacement of obsolete and dangerous system with new high pressure mains.				
A. Water distribution system		3,000	35,000	
B. County Engineer Contract Services and Inspection			1,300	
Total, New Water Distribution System		**3,000**	36,300	
Nurses' Home, (1238)—To replace present structures which are inadequate and obsolete. These structures occupy site of proposed Psychopathic and Communicable Disease Building.				
A. Electric lamp installation				
B. County Engineer Services and Inspection for 1951-52 Contract				
Total, Nurses' Home				

CAPITAL PROJECTS—Continued

EXPENDITURES				
Actual Prior Year 1950-51	Actual Current Year to 1-1-52	Estimated Current Year 1951-52	Requested Fiscal Year 1952-53	Allowed Fiscal Year 1952-53
			3,958	
			3,958	
			1,650	
			7,505	
	543.29	800	**17,071**	
			1,743,600	
			25,500	
			1,769,100	
			61,200	
			2,100	
			63,300	
			38,000	38,000
			1,300	1,300
			39,300	**39,300**
			500	
			3,200	
2,113.76	6,220.03	25,000	3,700	

CAPITAL PROJECTS—Continued

Project Number, Title, Location, Description	Allowed Amount is for Land	Plans	Constr.	Equip.
CHARITIES, HOSPITALS AND CORRECTIONS—Continued				
Charities—General Hospital (5)—Continued				
Nurses Residence Expansion, (4418)—To provide additional needed facilities to replace existing buildings to be removed.				
Nurses' Residence (plans only)				
Old Incinerator Building Conversion to Linen Storage, (4419)—To provide for badly needed storage space for bulk linens.				
A. Renovate incinerator building LACO No. 826		620	6,280	
B. County engineer contract services and inspection			300	
Total, Old Incinerator Building Conversion		**620**	**6,580**	
Old Psychopathic Building Conversion to Laboratories, (4422)—To provide facilities for vital cancer research work.				
A. Building alterations, electrical and plumbing changes. LACO No. 832		1,400	15,000	
B. County Engineer Contract Services and Inspection			500	
Total, Old Psychopathic Building Conversion		**1,400**	**15,500**	
Osteopathic Unit, Doctors' Dining Room Alterations, (3811)—To provide more efficient operation and eliminate four waitress positions.				
A. General alterations		850	7,800	
B. County Engineer Contract Services and Inspection			350	
C. Kitchen equipment				11,923
Total, Osteopathic Unit, Doctors' Dining Room Alterations		**850**	**8,150**	**11,923**
Pharmacy, Cooling Tower and De-Ionizer, (3807)—To increase efficiency of still and produce a $3600 annual savings in maintenance and operation charges.				
A. Cooling tower, de-ionizer and associated equipment		1,400	15,500	
B. County Engineer Contract Services and Inspection			600	
Total, Pharmacy Cooling Tower and De-Ionizer		**1,400**	**16,100**	
Power House, New Boiler and Equipment, (3838)—To increase boiler capacity to meet steam requirements for buildings under construction and for projected buildings.				
County Engineer Services and Inspection for 1951-52 Contract				
Repair Corridor, (4417) Building 100 to Building 60—To provide repairs to rapidly deteriorating County property.				
A. Interior Repair Plaster patching. Paint interior walls. Sheet metal repairs.				
B. Gunite exterior (3,400 ± sq. yd.)				
C. County Engineer Contract Services and Inspection				
Total, Repair Corridor				

CAPITAL PROJECTS—Continued

EXPENDITURES				
Actual Prior Year 1950-51	Actual Current Year to 1-1-52	Estimated Current Year 1951-52	Requested Fiscal Year 1952-53	Allowed Fiscal Year 1952-53
			60,000	
			6,900	6,900
			300	300
			7,200	**7,200**
			32,400	16,400
			1,000	500
			33,400	**16,900**
			8,650	8,650
			350	350
			11,923	11,923
			20,923	**20,923**
			16,900	16,900
			600	600
			17,500	**17,500**
3,713.92	5,346.20	463,600	6,000	
			12,760	
			45,800	
			3,000	
			61,560	

CAPITAL PROJECTS—Continued

Project Number, Title, Location, Description	Allowed Amount is for Land	Plans	Constr.	Equip.
CHARITIES, HOSPITALS AND CORRECTIONS—Continued				
Charities—General Hospital (5)—Continued				
Reroof Old Interns Home, (4416)—To replace leaky roof and prevent damage to County and interns property.				
A. Reroofing LACO No. 812 (170 ± sq. ft.)		850	7,800	
B. County Engineer Contract Services and Inspection			350	
Total, Reroof Old Interns Home		**850**	**8,150**	
Roadway Repairs, State Street and Ambulance Court, (4218)—State Street, County owned property, is used as a public thoroughfare for cars, trucks, and busses. This street as well as the Ambulance Court contains numerous large holes and rough areas which are dangerous to vehicle traffic and patients.				
A. Road Repairs				
State Street			11,500	
Street drain, State Street, Zonal Avenue entrance			600	
B. Resurface ambulance court			1,760	
C. Resurface ramp to doctor's garage			550	
Total, Roadway Repairs			**14,410**	
Service Building, Alterations, (2691)—To remodel Service Building to accommodate pharmacy which has outgrown present quarters.				
A. General alterations		2,500	27,500	
B. Stair separation, storage and process rooms (part of Safety Program sponsored by Mechanical Department)		3,175	31,262	
C. County Engineer Contract Services and Inspection			3,000	
Total, Service Building, Alterations		**5,675**	**61,762**	
Service Building, Elevator and Dumbwaiter Improvements, (3035)—To comply with California Elevator Safety Orders.				
A. Door, gate and threshold repair				
B. County Engineer Contract Services and Inspection				
Total, Service Building, Elevator and Dumbwaiter Improvements				
Surgeries, Air Condition for Explosion-Proofing, (4220)—Installation of air conditioning equipment. To eliminate the danger of explosion from anesthetic and other gases in surgeries in compliance with the State Administrative Code, Title 19-Public Safety, effective September 1, 1950, and Chapter 5, Article 7, Los Angeles Municipal Code. This initial request is the first phase of a 3 year program for explosion-proof installations in surgeries estimated to cost not less than $200,000.				
A. Air conditioning installation				
B. County Engineer Contract Services and Inspection				
Total, Surgeries, Air Condition				

CAPITAL PROJECTS—Continued

EXPENDITURES				
Actual Prior Year 1950-51	Actual Current Year to 1-1-52	Estimated Current Year 1951-52	Requested Fiscal Year 1952-53	Allowed Fiscal Year 1952-53
			8,650	8,650
			350	350
			9,000	**9,000**
			12,100	12,100
			1,760	1,760
			550	550
			14,410	**14,410**
			30,000	30,000
			34,437	34,437
			3,000	3,000
			67,437	**67,437**
			12,100	
			450	
	81.94	600	**12,550**	
			71,250	
			3,200	
	40.57	6,000	**74,450**	

CAPITAL PROJECTS—Continued

Project Number, Title, Location, Description	Allowed Amount is for Land	Plans	Constr.	Equip.
CHARITIES, HOSPITALS AND CORRECTIONS—Continued				
Charities—General Hospital (5)—Continued				
Surgeries, Explosion-Proof Flooring (4219)—To eliminate the danger of explosion from anesthetic and other gases in surgeries in compliance with the State Administrative Code, Title 19-Public Safety, effective September 1, 1950, and Chapter 5, Article 7, Los Angeles Municipal Code. This initial request is the first phase of a 3 year program for explosion-proof installations in surgeries estimated to cost not less than $200,000.				
A. Explosion-proof flooring for 25 surgeries (400 ± sq. ft. ea.)				
B. County Engineer Contract Services and Inspection				
Total, Surgeries, Explosion-Proof Flooring				
Tuberculosis Building, Gunite and Paint Exterior, (4102)—To prevent further deterioration of the building.				
A. Removal work and gunite				
B. Painting				
C. County Engineer Contract Services and Inspection				
Total, Tuberculosis Building, Gunite and Paint Exterior				
Tuberculosis Building, Laboratory Expansion, (3819)—To provide modern space for increased laboratory work load.				
A. General alterations		1,000	9,500	
B. County Engineer, Contract Services and Inspection			400	
C. Sterilizers (2)				4,975
Total, Tuberculosis Building, Laboratory Expansion		**1,000**	**9,900**	**4,975**
Tuberculosis Building, Stairway Enclosure, (3313)—To establish fire and smoke barrier and safeguard the means of egress.				
A. Stairway enclosure				
B. County Engineer Contract Services and Inspection				
Total, Tuberculosis Building, Stairway Enclosure				
Velocity Steam System for Laundry, (4415)—To provide new steam system to increase production and reduce laundry cost.				
A. Velocity steam system installation		500	12,500	
B. County engineer contract services and inspection			500	
Total, Velocity Steam System		**500**	**13,000**	
Various completed projects				
Total, Charities—General Hospital		**23,090**	**307,767**	**27,658**

CAPITAL PROJECTS—Continued

EXPENDITURES				
Actual Prior Year 1950-51	Actual Current Year to 1-1-52	Estimated Current Year 1951-52	Requested Fiscal Year 1952-53	Allowed Fiscal Year 1952-53
			21,700	
			800	
		3,000	22,500	
			148,000	
			17,000	
			7,500	
			172,500	
			10,500	10,500
			400	400
			4,975	4,975
			15,875	15,875
			24,000	
			1,000	
	1,805.23	0,000	25,000	
			13,000	13,000
			500	500
			13,500	13,500
1,901,376.18	85,311.52	57,546		
$ 1,961,954.64	$ 99,759.93	$ 630,241	$ 3,432,356	$ 358,515

CAPITAL PROJECTS—Continued

Project Number, Title, Location, Description	Allowed Amount is for Land	Plans	Constr.	Equip.
CHARITIES, HOSPITALS AND CORRECTIONS—Continued				
Charities—Harbor General Hospital (4)				
Acute Ward, Nurses' Call System, (3168)—To provide needed call system to comply with Bureau of Hospitals recommendation.				
Nurses' call system, two acute wards			1,900	
Administration Building Alterations, (4078)—To provide for additional space for the expansion of required Administrative functions.				
A. Alterations, LACO No. 2063				
B. County Engineer Contract Services and Inspection				
Total, Administration Building Alterations				
"B" and "C" Wings, Main Corridor Lighting Improvements, (3175)—To comply with Bureau of Hospitals recommendation.				
Corridor lighting (2,200 ± lin. ft.)			4,400	
Boiler House, Plaster, (2812)—To provide minimum fire resistance and reduce fire exposure to ward buildings.				
A. Plaster interior and exterior of Boiler Room and remove connecting door. (Part of Safety Program sponsored by Mechanical Department.)		1,250	14,000	
B. County Engineer Contract Services and Inspection			500	
Total, Boiler House, Plaster		**1,250**	**14,500**	
Boiler Room, Catwalk and Platform, (2813)—To eliminate combustible material and to provide additional fire protection.				
Steel catwalk, platform and support. (Part of Safety Program sponsored by Mechanical Department)				
Bridge Over Drainage Canal, (4404) 220th Street Boundary—To provide a control entrance to parking areas and emergency exit to increase efficiency of handling visitors and parking problem.				
A. Bridge entrance to parking area				
B. County Engineer Services and Inspection				
Total, Bridge Over Drainage Canal				
"C" Wing Corridor, Finish Interior Walls, (3160)—To provide insulation, reduce heating cost, and promote sanitation.				
Finish interior walls (1,500 ± lin. ft.)			4,200	

CAPITAL PROJECTS—Continued

EXPENDITURES				
Actual Prior Year 1950-51	Actual Current Year to 1-1-52	Estimated Current Year 1951-52	Requested Fiscal Year 1952-53	Allowed Fiscal Year 1952-53
$ 2,589.89	$	$	$ 1,900	$ 1,900
			8,350	
			350	
			8,700	
			4,400	4,400
			15,250	15,250
			500	500
100.04			**15,750**	**15,750**
10.82	35.85		3,850	
			4,380	
			100	
			4,480	
			4,200	4,200

CAPITAL PROJECTS—Continued

Project Number, Title, Location, Description	Allowed Amount is for Land	Plans	Constr.	Equip.
CHARITIES, HOSPITALS AND CORRECTIONS—Continued				
Charities—Harbor General Hospital (4)—Continued				
Canopy Roof, Food Handling Dock, (4088)—To provide protection from the elements for workers and food at the Receiving Dock for the kitchen and storage area.				
A. Loading dock, canopy roof (700 ± sq. ft.)				
B. County Engineer Services and Inspection				
Total, Canopy Roof, Food Handling Dock				
Corridor Heating, (4400)—To provide heating of long corridors and reduce exposure of patients and staff to extreme changes of temperature.				
A. Install 8 heaters				
B. Jet heaters (8)				
Total, Corridor Heating				
"D" Wing Corridor, Finish Interior Walls, (3158)—To provide insulation, reduce heating cost, and promote sanitation.				
Finish interior walls (900 ± lin. ft.)				
"D" and "E" Wings, Lighting Improvements, (3174)—Modernize existing lighting to comply with Bureau of Hospitals recommendation.				
Lighting improvements (1100 ± lin. ft.)				
Dormitory Buildings for Medical Staff, (2895)—To provide housing for male medical staff immediately adjacent to hospital.				
A. Frame building (2,760 ± sq. ft.)				
B. County Engineer Contract Services and Inspection				
Total, Dormitory Buildings for Medical Staff				
"E" Wing Corridor, Finish Interior Walls, (3159)—To provide insulation, reduce heating cost, and promote sanitation.				
Finish interior walls (900 ± lin. ft.)				
Electrical Distribution, Overhead, Repairs, (2940)—System, installed under war-time conditions, has deteriorated rapidly, and, as it carries 11,000 volts, must be kept in top condition.				
Electrical distribution system, overhead repairs				4,300

CAPITAL PROJECTS—Continued

EXPENDITURES				
Actual Prior Year 1950-51	Actual Current Year to 1-1-52	Estimated Current Year 1951-52	Requested Fiscal Year 1952-53	Allowed Fiscal Year 1952-53
			3,800	
			200	
			4,000	
			1,354	
			760	
			2,114	
			2,520	
			2,200	
			37,150	
			1,700	
4,157.43			**38,850**	
			2,520	
2,363.47			4,300	4,300

CAPITAL PROJECTS—Continued

Project Number, Title, Location, Description	Allowed Amount is for Land	Plans	Constr.	Equip.
CHARITIES, HOSPITALS AND CORRECTIONS—Continued				
Charities—Harbor General Hospital (4)—Continued				
Emergency Hospital Building Access Sidewalk and Curb, (4052)—To provide a protective sidewalk for out patients, employees and public, who now walk in a heavily traveled road which is exceedingly dangerous.				
A. Sidewalk and curb		500	3,250	
B. County Engineer Services and Inspection			300	
Total, Emergency Hospital Building Access Sidewalk and Curb		**500**	**3,550**	
Emergency Hospital Building, Asphalt Tile Floor, (4403)—To provide a sanitary, workable surface over existing concrete floor.				
Asphalt tile floor covering LACO No. 3086 (7,000 ± sq. ft.)			1,750	
E.N.T. Clinic Building Alterations, (4407) — To provide proper preparation and admitting control in Dental and E.N.T. Clinics for increased efficiency in handling heavy work load.				
A. E.N.T. clinic building alterations LACO No. 2051			3,700	
B. Surgical equipment				15,943
Total, E.N.T. Clinic Building Alterations			**3,700**	**15,943**
Finish Connecting Corridor Interiors, (4399) Dental and E.N.T. Services—To provide interiors for sanitation and protection from weather.				
Finish interior walls (400 ± lin. ft.)				
Fire Alarm System Extension, (4236)—To provide necessary extensions of existing automatic fire detection system to cover recently completed additions to various unsprinkled buildings and to comply with Fire Department request. (Part of Safety Program sponsored by Mechanical Department.)				
Alarm system buildings A8, B1, B2, C1, D2, F3, F5, stores warehouse and kitchen storeroom (Part of Safety Program sponsored by Mechanical Department).				
Linen Distribution and Sewing Center Alterations, (4405) — To convert existing building to provide a more efficient work, storage and distribution center.				
Alterations, Laco No. 2093			2,750	

CAPITAL PROJECTS—Continued

EXPENDITURES				
Actual Prior Year 1950-51	Actual Current Year to 1-1-52	Estimated Current Year 1951-52	Requested Fiscal Year 1952-53	Allowed Fiscal Year 1952-53
			3,750	3,750
			300	300
			4,050	**4,050**
			1,750	1,750
			3,700	3,700
			15,943	15,943
			19,643	**19,643**
			1,120	
	36 30		3,910	
			2,750	2,750

CAPITAL PROJECTS—Continued

Project Number, Title, Location, Description	Allowed Amount is for Land	Plans	Constr.	Equip.
CHARITIES, HOSPITALS AND CORRECTIONS—Continued				
Charities—Harbor General Hospital (4)—Continued				
Mechanical and Automotive Shop Building, (2826)—To provide centralized facility with equipment for operations of the automotive and crafts mechanics; to provide protection from elements for valuable automotive equipment.				
A. Concrete block shop building (1,680 ± sq. ft.)				
B. Vehicle shelter (3,000 ± sq. ft.)				
C. County Engineer Contract Services and Inspection				
D. Office and shop equipment				
Total, Mechanical and Automotive Shop Building				
Medical Dormitory, Access and Parking Facility, (4048)—To provide a hard surfaced area and approaches permitting ready access of fire equipment or the rapid evacuation and dispersement of patients, in the event of an emergency.				
Grading, paving and appurtenant work (1,500 ± sq. ft.)			2,047	
Medical Staff Offices, (4096)—To provide office facilities for Chief Surgeon, Head Anesthetist, and Surgical Supervisor necessary for proper staff functions and relieve present space for necessary expansion of central supply.				
Staff offices (624 ± sq. ft.)			4,212	
Morgue Alterations, (4401)—To provide more adequate working facilities for performing autopsies.				
Alterations LACO No. 2115			1,450	
Open Arcades, Enclosures, "F" and "G" Wings and Connections, (3747)—To provide protection against inclement weather for patients required to travel from ward to ward.				
A. Enclose open arcades and install heaters (4,400 ± lin. ft.)				
B. County Engineer Contract Services and Inspection				
C. Jet steam heaters				
Total, Open Arcades, Enclosures				

CAPITAL PROJECTS—Continued

EXPENDITURES				
Actual Prior Year 1950-51	Actual Current Year to 1-1-52	Estimated Current Year 1951-52	Requested Fiscal Year 1952-53	Allowed Fiscal Year 1952-53
			23,640	
			25,680	
			1,650	
			5,130	
			56,100	
			2,047	2,047
			4,212	4,212
			1,450	1,450
			39,150	
			1,300	
			1,650	
			42,100	

CAPITAL PROJECTS—Continued

Project Number, Title, Location, Description	Allowed Amount is for Land	Plans	Constr.	Equip.
CHARITIES, HOSPITALS AND CORRECTIONS—Continued				
Charities—Harbor General Hospital (4)—Continued				
Outpatient Clinics Building, (4406)—To provide a strategically located building to increase the efficiency of handling the outpatient clinic and related services load.				
A. Clinic building construction (20,000 ± sq. ft.)				
B. Relocation of Existing Buildings				
LACO Nos. 2054 and 2058				
LACO No. 2055				
LACO Nos. 2056 and 2057 to temporary site				
LACO Nos. 2056 and 2057 to new location				
Provide temporary utilities for LACO Nos. 2056 and 2057				
Remove arcade and utility lines				
Extension of utilities—water, sewer, electricity, and steam				
Improvements to LACO Nos. 2054, 2055, 2056, 2057 and 2058 for conversion to other purposes				
C. Parking lot, new clinic building (10,000 ± sq. ft.)				
D. County Engineer Contract Services and Inspection				
E. Photo Fluorographic Unit				
Total, Outpatient Clinics Building				
Paint Shop, (4094)—To provide shop space for painting, now poorly housed in existing shop facilities.				
A. Type III concrete block building (600 ± sq. ft.)				
B. County Engineer Contract Services and Inspection				
C. Painting equipment				
Total, Paint Shop				
Parking Area, Visitors', Surfacing, (2933)—To improve handling of traffic.				
Surfacing parking area (112,500 ± sq. ft.)				
Patients' Dining Room (4082) — Alterations required to bring structure up to a minimum standard.				
Finish walls, floor and paint LACO No 2098				1,850
Physical Therapy Addition (4100)—To provide additional space necessary for physical therapy treatment essential for plastic surgery, burns, orthopedic surgery and chronic diseases including arthritis, cancer, heart disease, etc.				
A. Physical Therapy Building Addition LACO No. 2085 (1,000 ± sq. ft.)				
B. County Engineer Contract Services and Inspection				
C. Underwater treating tank and appurtenances				
Total, Physical Therapy Addition				

CAPITAL PROJECTS—Continued

EXPENDITURES				
Actual Prior Year 1950-51	Actual Current Year to 1-1-52	Estimated Current Year 1951-52	Requested Fiscal Year 1952-53	Allowed Fiscal Year 1952-53
			432,000	
			64,000	
			2,000	
			11,000	
			12,000	
			521,000	
			9,250	
			450	
			1,235	
			10,935	
			13,675	
			1,850	1,850
			13,000	
			550	
			4,905	
			18,455	

CAPITAL PROJECTS—Continued

Project Number, Title, Location, Description	Allowed Amount is for Land	Plans	Constr.	Equip.
CHARITIES, HOSPITALS AND CORRECTIONS—Continued				
Charities—Harbor General Hospital, (4)—Continued				
Premature Nursery Improvements, (4093)—To provide for the installation of adequate, modern equipment for reduction of the mortality rate of premature infants. Minimum modernization and facilities provided under this program are those recommended by attending staff physicians.				
Premature nursery addition (200 ± sq. ft.)				
Public Telephone Cubicles, "C" "D", "E", Wings, (3673)—To provide for convenience of public and employees on account of large area covered by hospital buildings.				
Three public telephone cubicles (28 ± sq. ft. ea.)				
Steam Flowmeters, Steam Plant, Installation, (3743)—To provide a means of checking amount of steam produced, efficiency of boilers and steam cost.				
A. Steam flowmeter installation LACO No. 2077				
B. County Engineer Services and Inspection				
Total, Steam Flowmeters				
Steam Line Extension, Various Locations, (3179)—To eliminate oil burning heaters and water heaters and to meet requirements of the Safety Engineer.				
A. Steam Line Extension			720	
B. Jet Steam Heater (3)				285
Total, Steam Line Extension			720	285
Steam Plant Piping Corrections, (4409)—To provide for the isolation of any of the 4 boilers in case of emergency and repair.				
Steam plant piping corrections LACO No 2077			1,200	
Storage Tank, Fuel Oil, (3162)—To provide adequate fuel oil storage facilities and allow for cleaning and servicing of tanks without plant shutdown.				
A. Steel tank installation (12,000 ± gal.)		575	3,750	
B. County Engineer Contract Services and Inspection			275	
Total, Storage Tank, Fuel Oil		575	4,025	

CAPITAL PROJECTS—Continued

EXPENDITURES				
Actual Prior Year 1950-51	Actual Current Year to 1-1-52	Estimated Current Year 1951-52	Requested Fiscal Year 1952-53	Allowed Fiscal Year 1952-53
		7,165	6,500	
			750	
			3,400	
			100	
			3,500	
			720	720
			285	285
			1,005	1,005
			1,200	1,200
			4,325	4,325
			275	275
3,034.86			4,600	4,600

CAPITAL PROJECTS—Continued

Project Number, Title, Location, Description	Allowed Amount is for Land	Plans	Constr.	Equip.
CHARITIES, HOSPITALS AND CORRECTIONS—Continued				
Charities—Harbor General Hospital (4)—Continued				
Street Lighting System, Modernization, (2931)—To further safety and security of public and employees.				
A. Erect 12 modern electroliers including transformer controller and accessories required				
B. County Engineer Contract Services and Inspection				
Total, Street Lighting System				
Surgery Service Addition, (4402)—To provide ample storage rooms, locker rooms and patient-holding rooms to increase the efficiency of the existing surgery.				
Frame structure (624 ± sq. ft.)			4,492	
Utility Work Room Improvements, (4408)—To relieve congestion in outpatient building by consolidation of several functions into one area.				
Install sink with drainboard, cupboards above and below, and minor changes.			750	
Veterans' Housing, Employee (3055)—To furnish quarters for employees who are Veterans and required to live on institution grounds.				
A. Veterans' Housing				
2 Six-car garages (2,640 ± sq. ft.)				
Concrete walks (1,600 ± sq. ft.)				
Curbs and gutters (2,200 lin. ft.)				
Chain link fence (540 lin. ft. 4')				
B. County Engineer Contract Services and Inspection				
Total, Veterans' Housing Employe				
Visitors' Parking Area (4050)—To provide approximately 32,500 square feet of Visitors' Parking Area to facilitate parking and handling of visitors to tuberculosis wards.				
Grading, surfacing and appurtenant work (32,500 ± sq. ft.)			4,480	
Ward C-5, Improvements, (4053)—To provide adequate treatment facilities and to permit rapid evacuation of patients in the event of fire.				
Ward C-5 improvements LACO No. 2075			4,200	
Ward C-6 Improvements, (4054)—To provide for complete renovation of ward necessary to establish adequate treatment facilities and permit rapid evacuation of patients in event of fire or other emergencies.				
Ward C-6 improvements, LACO No. 2076			4,200	

CAPITAL PROJECTS—Continued

EXPENDITURES				
Actual Prior Year 1950-51	Actual Current Year to 1-1-52	Estimated Current Year 1951-52	Requested Fiscal Year 1952-53	Allowed Fiscal Year 1952-53
			13,400	
			500	
			13,900	
			4,492	4,492
			750	750
			17,970	
			900	
620.38			**18,870**	
			4,480	4,480
			4,200	4,200
			4,200	4,200

CAPITAL PROJECTS—Continued

Project Number, Title, Location, Description	Allowed Amount is for Land	Plans	Constr.	Equip.
CHARITIES, HOSPITALS AND CORRECTIONS—Continued				
Charities—Harbor General Hospital (4)—Continued				
Warehouse Dock Roof, (4077)—To provide protection to materials being loaded, unloaded and temporarily stored on loading dock.				
Roof extension LACO No. 2101				
X-Ray Building Improvements (3839)—To improve building, provide necessary equipment and improve working conditions.				
A. Radiographic room addition to x-ray building (156 ± sq. ft.)			1,980	
B. Transformer and exhaust fans				570
Total, X-Ray Building Improvements			**1,980**	**570**
X-Ray Therapy Building, (3746)—To provide facilities for X-ray and radium treatment of increasing numbers of malignant cases. This program is considered essential by Medical and Technical Consultants of the University of California at Los Angeles, Berkeley and U. S. C. This facility is required for proper treatment of cases now being sent to other overcrowded facilities.				
A. Type V building (2,000 ± sq. ft.)				
B. County Engineer Contract Services and Inspection				
Total, X-Ray Therapy Building				
Various Completed Projects				
Total Charities, Harbor General Hospital		**2,325**	**76,656**	**16,798**
Charities—Long Beach General Hospital (1)				
Administration Office Building (3357)—To provide necessary office space for this section of the hospital.				
A. Remodel and finish interior of Army building, for office purposes and stucco and paint exterior (1,215 ± sq. ft.)				
B. County Engineer Contract Services and Inspection				
C. Office furniture, files and typewriter				
Total, Administration Office Building				

CAPITAL PROJECTS—Continued

EXPENDITURES				
Actual Prior Year 1950-51	Actual Current Year to 1-1-52	Estimated Current Year 1951-52	Requested Fiscal Year 1952-53	Allowed Fiscal Year 1952-53
			740	
			1,980	1,980
			570	570
2,654.42			2,550	2,550
			23,850	
			1,250	
	170.46	58,000	25,100	
246,550.93	5,969.65	124,627		
$ 262,082.24	$ 6,212.26	$ 189,792	$ 901,668	$ 95,779
$	$	$	$ 15,250	$
			500	
			960	
502.40			16,710	

CAPITAL PROJECTS—Continued

Project Number, Title, Location, Description	Allowed Amount is for Land	Plans	Constr.	Equip.
CHARITIES, HOSPITALS AND CORRECTIONS—Continued				
Charities—Long Beach General Hospital (1)—Continued				
Addition—Main Kitchen, (4503)—To provide adequate space for sanitary food handling.				
Construct addition, including necessary carpentry, plumbing and electrical work (400 ± sq. ft.)			4,463	
"A" Ward Plumbing Improvements, (4590)—To provide for compliance with Long Beach City Building Codes.				
Plumbing changes, individual traps, vents, new main vent, back siphonage valves, and miscellaneous changes in ward plumbing.				
Baggage Storage Building, (4114)—To provide safe and adequate facilities for storage of patients' baggage.				
A. Remodel Army surplus building, including necessary painting and storage shelves (2,000 ± sq. ft.)				
B. County Engineer Contract Services and Inspection				
Total, Baggage Storage Building				
Building 3201 Alterations, (4106)—To improve appearance of building.				
A. Remodel roof eaves, line and stucco exterior, install new concrete porch				
B. County Engineer Contract Services and Inspection				
Total, Building 3201 Alterations				
"B" Ward Plumbing Improvements, (4591)—To provide for compliance with Long Beach City Building Codes.				
Plumbing changes, individual traps, vents, new main vent, back siphonage valves, and miscellaneous changes in ward plumbing.				
Clinic Building, Area No. 1 Entrance Improvements, (4586)—To provide access to building and protection from weather.				
Reconstruct ramp, widen doors and provide canopy roofing			700	
Clinic Building, Area No. 2, (4119)—To provide housing of clinic and fluoroscoping facilities and reduce transportation cost.				
A. Remodel Army surplus building now standing on blocks at proposed site to house area to clinic				
B. Fluoroscopic equipment				
Total, Clinic Building Area No. 2				

CAPITAL PROJECTS—Continued

EXPENDITURES				
Actual Prior Year 1950-51	Actual Current Year to 1-1-52	Estimated Current Year 1951-52	Requested Fiscal Year 1952-53	Allowed Fiscal Year 1952-53
			4,463	4,463
			3,545	
			8,350	
			350	
			8,700	
			1,541	
			50	
			1,591	
			3,545	
			700	700
			4,500	
			1,250	
			5,750	

CAPITAL PROJECTS—Continued

Project Number, Title, Location, Description	Allowed Amount is for Land	Plans	Constr.	Equip.
CHARITIES, HOSPITALS AND CORRECTIONS—Continued				
Charities—Long Beach General Hospital (1)—Continued				
"C" Ward Plumbing Improvements, (4552)—To provide for compliance with Long Beach City Building Codes.				
Plumbing changes, individual traps, vents, new main vent, back siphonage valves, and miscellaneous changes in ward plumbing.				
"D" Ward Plumbing Improvements, (4553)—To provide for compliance with Long Beach City Building Codes.				
Plumbing changes, individual traps, vents, new main vent, back siphonage valves, and miscellaneous changes in ward plumbing.				
Double Garage G-3, (3995)—To house and protect cars of employees living on grounds from heavy destructive ocean fogs.				
A. Remodel Army surplus building (480 ± sq. ft.)				
B. County Engineer Contract Services and Inspection				
Total, Double Garage G-3				
Drainage Improvements, (4634)—To provide for adequate drainage in hospital area.				
Drainage ditches and structure			700	
"E" Ward Plumbing Improvements, (4592)—To provide for compliance with Long Beach City Building Codes.				
Plumbing changes, individual traps, vents, new main vent, back siphonage valves, and miscellaneous changes in ward plumbing.				
Electric Service—Main Kitchen Ovens, (4502)—To provide adequate electric power for operation of new bake shop equipment.				
Install complete electrical service, including transformers and service drop			1,190	
Employee Bungalow Porch Protection, (4501)—To provide for protection of County property against damage.				
Enclose front porch to protect wooden flooring			300	
Fence Hospital Area, (3727)—To provide for security of County property and control pedestrian traffic.				
A. Fence Area No. 1 (3,400 ± lin. ft.)				
B. Fence Area No. 2 (2,475 ± lin. ft.)				
C. County Engineer Contract Services and Inspection				
Total, Fencing Hospital Area				

CAPITAL PROJECTS—Continued

EXPENDITURES				
Actual Prior Year 1950-51	Actual Current Year to 1-1-52	Estimated Current Year 1951-52	Requested Fiscal Year 1952-53	Allowed Fiscal Year 1952-53
			2,147	
			2,147	
			1,500	
			50	
			1,550	
			700	700
			2,146	
			1,190	1,190
			300	300
			5,830	
			4,270	
			1,000	
			11,100	

CAPITAL PROJECTS—Continued

Project Number, Title, Location, Description	Allowed Amount is for Land	Plans	Constr.	Equip.
CHARITIES, HOSPITALS AND CORRECTIONS—Continued				
Charities—Long Beach General Hospital (1)—Continued				
"F" Ward Plumbing Improvements, (4582)—To provide for compliance with Long Beach City Building Codes.				
Plumbing changes, individual traps, vents, new main vent, back siphonage valves, and miscellaneous changes in ward plumbing.				
Garages, 12 Multiple, (3735)—To house and protect cars of employees living on grounds from heavy destructive ocean fogs.				
A. Reconstruct Army surplus building (2,000 ± sq. ft.)				
B. County Engineer Contract Services and Inspection				
Total, Multiple Garage				
Information Center, (4105)—To provide for guard headquarters and information center to control pedestrian traffic and prevent admission of unauthorized persons.				
A. Move and remodel existing building				
B. County Engineer Contract Services and Inspection				
Total, Information Center				
Interior Partitions Ward H-1, (4426)—To provide a more adequate utilization of existing floor space and increase bed capacity.				
Install partitions, recess and double front and back doors of buildings, roof ramps and miscellaneous changes.		200	2,200	
Interior Partitions Ward H-2, (4643)—To provide a more adequate utilization of existing floor space and increase bed capacity.				
Install partitions, recess and double front and back doors of buildings, roof ramps and miscellaneous changes		200	2,200	
"J" Ward Plumbing Improvements, (4583)—To provide for compliance with Long Beach City Building Codes.				
Plumbing changes, individual traps, vents, new main vent, back siphonage valves, and miscellaneous changes in ward plumbing.				
"K" Ward Plumbing Improvements, (4584)—To provide for compliance with Long Beach City Building Codes.				
Plumbing changes, individual traps, vents, new main vent, back siphonage valves, and miscellaneous changes in ward plumbing.				

CAPITAL PROJECTS—Continued

EXPENDITURES				
Actual Prior Year 1950-51	Actual Current Year to 1-1-52	Estimated Current Year 1951-52	Requested Fiscal Year 1952-53	Allowed Fiscal Year 1952-53
			589	
			4,000	
			100	
			4,100	
			2,500	
			100	
			2,600	
			2,400	2,400
			2,400	2,400
			3,195	
			3,195	

CAPITAL PROJECTS—Continued

Project Number, Title, Location, Description	Allowed Amount is for Land	Plans	Constr.	Equip.
CHARITIES, HOSPITALS AND CORRECTIONS—Continued				
Charities—Long Beach General Hospital (1)—Continued				
Library Building, (3737) — To provide a permanent location to house library functions.				
A. Stucco exterior of building and repair necessary windows and ventilator frames		450	1,500	
B. County Engineer Contract Services and Inspection			150	
C. Construct movable bookcase				284
Total, Library Building		**450**	**1,650**	**284**
"L" Ward Plumbing Changes, (4585)—To provide for compliance with Long Beach City Building Codes.				
Plumbing changes, individual traps, vents, new main vent, back siphonage valves, and miscellaneous changes in ward plumbing.				
Maintenance Shop Building Improvements, (4438)—To provide for the preservation of a rapidly deteriorating building.				
Repair and stucco exterior of Army building (2,840 ± sq. ft.)				
Morgue Building (3738)—To provide space for equipment and functions of the hospital morgue.				
A. Remodel Army surplus building and install necessary equipment (2,000 ± sq. ft.)				
B. County Engineer Contract Services and Inspection				
C. Office equipment				
Total, Morgue Building				
New Boiler Plant, (4575)—To replace Army-built steam plant now in hazardous condition.				
A. New Boiler Plant				
Addition to existing boiler room (800 ± sq. ft.)		850	8,000	
Two boilers (20,000 pounds per hour)		4,300	43,000	
One storage type water heater		300	3,500	
Hot water supply and return		800	8,000	
New fuel oil piping and electrical service		50	500	
Valves, hangers and miscellaneous materials		50	500	
Remove old boilers		250	2,500	
Rehabilitate and insulate steam distribution lines			5,000	
B. County Engineer Contract Services and Inspection			3,500	
Total, New Boiler Plant		**6,600**	**74,500**	

CAPITAL PROJECTS—Continued

EXPENDITURES				
Actual Prior Year 1950-51	Actual Current Year to 1-1-52	Estimated Current Year 1951-52	Requested Fiscal Year 1952-53	Allowed Fiscal Year 1952-53
			1,950	1,950
			150	150
			284	284
4,240.23			2,384	2,384
			3,195	
			1,450	
			19,550	
			700	
			465	
412.39			20,715	
			77,600	77,600
			3,500	3,500
			81,100	81,100

CAPITAL PROJECTS—Continued

Project Number, Title, Location, Description	Allowed Amount is for Land	Plans	Constr.	Equip.
CHARITIES, HOSPITALS AND CORRECTIONS—Continued				
Charities—Long Beach General Hospital (1)—Continued				
Parking Facilities, Paving (4121)—To provide for parking of visitors and eliminate existing mudholes.				
A. Pave Parking Facilities				
Area No. 2 (6,500 ± sq. ft.)				
Area No. 3 (8,000 ± sq. ft.)				
B. County Engineer Contract Services and Inspection				
Total, Parking Facilities, Paving				
Ramp Improvements, Wards A, J, K, L, (4589)—To provide facilities for ingress and egress.				
Lengthen Ward A Ramp, to accommodate garbage and trash cans, lengthen front and rear ramps of Wards J, K, L to eliminate accident hazards.			2,900	
Road Resurfacing, (4118)—To provide for surfacing of existing earth roadways to reduce dust and maintenance.				
A. Road Resurfacing				
Area No. 1 (7,240 ± sq. ft.)				
Area No. 2 (6,000 ± sq. ft.)				
Area No. 3 (38,500 ± sq. ft.)				
B. County Engineer Contract Services and Inspection				
C. Oil Surface and Local Dust Roadways, Area No. 1 and Area No. 2 and provide oil surface to garages and residence only in Area No. 3 from Newport Street			1,000	
Total, Road Resurfacing			**1,000**	
Site Clearance, Bixby Property, (4635)—To provide for clearance of debris, pavement and substructure in compliance with agreement.				
Site clearance			18,000	
Street Sidewalk, Area No. 2, (4587)—To provide for pedestrians during wet weather and keep them off of roadways.				
Concrete sidewalk (508 ± lin. ft.)			700	
Switchboard Anteroom Toilet Facilities, (4425)—To provide adequate sanitary facilities for telephone personnel.				
Install toilet facilities			610	

CAPITAL PROJECTS—Continued

EXPENDITURES				
Actual Prior Year 1950-51	Actual Current Year to 1-1-52	Estimated Current Year 1951-52	Requested Fiscal Year 1952-53	Allowed Fiscal Year 1952-53
			1,800	
			200	
			2,000	
			2,900	2,900
			7,255	
			450	
				1,000
			7,705	**1,000**
			18,000	18,000
			700	700
			610	610

CAPITAL PROJECTS—Continued

Project Number, Title, Location, Description	Allowed Amount is for Land	Plans	Constr.	Equip.
CHARITIES, HOSPITALS AND CORRECTIONS—Continued				
Charities—Long Beach General Hospital (1)—Continued				
Toilet Buildings, Public, (3359)—To give the visiting public proper sanitary facilities.				
A. Toilet Building				
Area No. 1				
Area No. 2				
B. County Engineer Services and Inspection				
Total, Toilet Buildings				
Toilets Relocation—Main Kitchen, (4514)—To provide adequate rest room facilities for male and female kitchen employees in accordance with Health and Safety Code.				
Rest room facilities			3,795	
Ward "F" Rear Side Exit Ramp, (4424)—To provide for the emergency evacuation of bed patients.				
Construct concrete ramp, widen and hang double doors together with roof and appurtenant work			798	
Wardrobes, Men's Dormitory, (4588)—To provide for the proper sanitation and protection of clothing and other property of occupants.				
Construct wardrobes in each dormitory room			2,110	
Various Completed Projects				
Total Charities, Long Beach General Hospital		**7,450**	**117,816**	**284**
Charities—Mira Loma Hospital (5)				
Mira Loma Hospital, (4560)—**Lancaster**—To provide adequate hospital facilities for the North County Area.				
Ingestigation and plans for County occupancy during fiscal year 1953-54		25,000		

CAPITAL PROJECTS—Continued

EXPENDITURES				
Actual Prior Year 1950-51	Actual Current Year to 1-1-52	Estimated Current Year 1951-52	Requested Fiscal Year 1952-53	Allowed Fiscal Year 1952-53
			23,000	
			1,600	
			24,600	
			3,795	3,795
			798	798
			2,110	2,110
89,972.38	110.03	16,085		
$ 95,127.40	$ 110.03	$ 16,085	$ 256,825	$ 125,550
$	$	$	$ 25,000	$ 25,000

CAPITAL PROJECTS—Continued

Project Number, Title, Location, Description	Allowed Amount is for Land	Plans	Constr.	Equip.
CHARITIES, HOSPITALS AND CORRECTIONS—Continued				
Charities—Olive View Sanatorium (5)				
Auto Equipment Storage Shed, (3361)—To centralize shops and storage of automobile equipment.				
A. Concrete block building (8,000 ± sq. ft.)				
B. County Engineer Contract Services and Inspection				
Total, Auto Equipment Storage Shed				
Auto Repair Shop Building, (3362) — Centralize and modernize shop buildings to improve service.				
A. Concrete block building (6,000 ± sq. ft.)				
B. County Engineer Contract Services and Inspection				
C. Shop Hoist Crane and Car Servicing Equipment				
Total, Auto Repair Shop Building				
Canteen and Post Office Building, (2637)—To provide more space to both units to meet increased business.				
A. Canteen and Post Office Building				
Main Floor (1,200 ± sq. ft.)				
Basement (1,200 ± sq. ft.)				
B. County Engineer Contract Services and Inspection				
Total, Canteen and Post Office Building				
Enclose Wards 121 and 123, (4440)—To provide for protection and health of patients.				
A. Window installation, Wards 121 and 123		625	4,500	
B. County Engineer Contract Services and Inspection			250	
Total, Enclose Wards 121 and 123		**625**	**4,750**	
Incinerator and Waste Disposal Building, (3213)—For disposition of combustible waste; present facilities inadequate.				
A. Incinerator		1,000	12,000	
B. Retaining wall and loading platform		1,100	13,200	
C. Concrete block building (700 ± sq. ft.)		300	2,800	
D. County Engineer Services and Inspection			1,150	
Total, Incinerator and Waste Disposal Building		**2,400**	**29,150**	

CAPITAL PROJECTS—Continued

EXPENDITURES				
Actual Prior Year 1950-51	Actual Current Year to 1-1-52	Estimated Current Year 1951-52	Requested Fiscal Year 1952-53	Allowed Fiscal Year 1952-53
$	$	$	$ 60,000	$
			2,050	
			62,050	
			83,900	
			2,700	
			4,550	
			91,150	
			40,200	
			1,800	
			42,000	
			5,125	5,125
			250	250
			5,375	**5,375**
			13,000	13,000
			14,300	14,300
			3,100	3,100
			1,150	1,150
489.82			**31,550**	**31,550**

CAPITAL PROJECTS—Continued

Project Number, Title, Location, Description	Allowed Amount is for Land	Plans	Constr.	Equip.
CHARITIES, HOSPITALS AND CORRECTIONS—Continued				
Charities—Olive View Sanitorium (5)—Continued				
Laboratory Building, (3214)—To provide both the Bacteriological and clinical laboratories the advantage of centralizing their functions by joint use of equipment, easier communication between laboratories, more efficient use of staff to meet periodic fluctuations of loads, and to allow for efficient arrangement of equipment.				
A. Type III Building, including 75 plumbing fixtures (12,000 ± sq. ft.)		15,960	228,000	
B. County Engineer Contract Services and Inspection			7,140	
Total, Laboratory Building		**15,960**	**235,140**	
Mechanical Shop Building, (4442)—To provide for replacement of hazardous out-moded buildings with adequate service facilities.				
A. Mechanical Center, Concrete Block Buildings				
Shop buildings with electrical facilities ($6,900 ± sq. ft.)				
Warehouse and office building (2,700 ± sq. ft.)				
Paint division building warehouse (4,500 ± sq. ft.)				
Storage shed (4,300 ± sq. ft.)				
B. Fence (1,100 ± lin. ft.)				
C. Paving inner court (26,000 ± sq. ft.)				
D. County Engineer Contract Services and Inspection				
Total, Mechanical Shop Building				
New Heaters, (4443) Bungalows L, M, N, & O—To provide an efficient heating method and replace existing hazardous unvented heaters.				
Panel ray and electric heaters in Laco Nos. 2200, 2202, 2203 and 2204			2,350	
New Transformer Vault and Electric Service, (4444)—To replace obsolete, hazardous and overloaded installation.				
A. Construct new transformer vault and install new transformer and switch panel		850	8,200	
B. County Engineer Contract Services and Inspection			350	
Total, New Transformer Vault		**850**	**8,550**	
Pharmacy and Flammable Liquids Storage Building, (4085)—To provide a new structure to house present pharmacy and flammable liquid storage in compliance with State Fire Marshal's Regulation. (Part of Safety Program sponsored by Mechanical Department.)				
A. Concrete block building (1,500 ± sq. ft.)		2,400	26,250	
B. County Engineer Contract Services and Inspection			1,100	
Total, Pharmacy and Flammable Liquid Storage Building		**2,400**	**27,350**	

CAPITAL PROJECTS—Continued

EXPENDITURES				
Actual Prior Year 1950-51	Actual Current Year to 1-1-52	Estimated Current Year 1951-52	Requested Fiscal Year 1952-53	Allowed Fiscal Year 1952-53
			243,960	243,960
			7,140	7,140
			251,100	**251,100**
			215,450	
			3,300	
			4,000	
			6,600	
			229,350	
			2,350	2,350
			9,050	9,050
			350	350
			9,400	**9,400**
			28,650	28,650
			1,100	1,100
			29,750	**29,750**

CAPITAL PROJECTS—Continued

Project Number, Title, Location, Description	Allowed Amount is for Land	Plans	Constr.	Equip.
CHARITIES—HOSPITALS AND CORRECTIONS—Continued				
Charities—Olive View Sanitorium (5)—Continued				
Ramp and Egress Improvement, Wards 101 and 102, (4086)—To provide ramps and widen doors to permit removal of bed patients in event of fire emergency. (Part of Safety Program sponsored by Mechanical Department.)				
A. Construct ramps and widen doors				
B. County Engineer Contract Services and Inspection				
Total, Ramp and Egress Improvement				
Remodel Kitchen, Ward 115, (4441)—To provide adequate sanitary kitchen facilities.				
Remodel kitchen, Ward 115			3,250	
Remodel Laundry Building, (4439)—To provide adequate sanitary facilities and added sorting and storage space.				
Remodel toilets and install showers			3,350	
Security Unit Hospital Ward, (4480) — To provide security for retention of patients under court sentence on quarantine.				
A. Security Unit 100 Bed Ward Building (13,800 ± sq. ft.)				
B. County Engineer Contract Services and Inspection				
Total, Security Unit Hospital Ward				
Ward Porches, Enclose, (2803)—To protect patients and furnishings from dust and wind; to reduce work of maintaining wards.				
A. Ward 106				
B. Ward 108				
C. Ward 110				
D. Ward 114				
E. Ward 116				
F. Ward 124				
G. Ward 126				
H. Ward 302				
I. Ward 304				
J. Ward 306				
K. County Engineer Contract Services and Inspection				
Total, Ward Porches, Enclose				
Various Completed Projects				
Total, Charities—Olive View Sanatorium		22,235	313,890	

CAPITAL PROJECTS—Continued

EXPENDITURES				
Actual Prior Year 1950-51	Actual Current Year to 1-1-52	Estimated Current Year 1951-52	Requested Fiscal Year 1952-53	Allowed Fiscal Year 1952-53
			34,400	
			1,100	
			35,500	
			3,250	3,250
			3,350	3,350
			258,405	
			7,445	
			265,850	
			1,490	
			1,490	
			1,490	
			805	
			940	
			5,500	
			5,500	
			1,490	
			1,490	
			1,490	
			700	
132.58		22,385	22,385	
8,044.19	1,997.80	15,770		
$ 8,666.59	**$ 1,997.80**	**$ 38,155**	**$ 1,084,410**	**$ 336,125**

CAPITAL PROJECTS—Continued

Project Number, Title, Location, Description	Allowed Amount is for Land	Plans	Constr.	Equip.
CHARITIES, HOSPITALS AND CORRECTIONS—Continued				
Charities—Rancho Los Amigos (1)				
Administration Building, Additions, (2544)—To provide additional space for accounting department and adequate working area for second-class Hondo Post Office.				
A. Building addition LACO No. 1100 (1,500 ± sq. ft.)				
B. Storage vault (300 ± sq. ft.)				
C. County Engineer Contract Services and Inspection				
Total, Administration Building Additions				
Administration Building, Alterations, (4456)—To provide adequate work space and increase the efficiency of the Rancho Accounting Section.				
Building Alterations LACO No. 1100				
Partition changes and painting			637	
Asphalt tile floor covering (932 ± sq. ft.)			233	
Accoustical treatment			500	
Electrical alterations			685	
Total, Administration Building Alterations			2,055	
Assistant Director's Office, (4473)—To provide an office for the Assistant Director where private and confidential matters may be discussed with employees and visitors.				
Partition and alterations				
Bath and Toilet Rooms, Ward 302, (4450)—To provide accessible bath and toilet facilities for non-ambulatory patients and reduce attendant work load.				
Ward Alterations LACO No. 1204				
Alterations to rooms		200	800	
Tile Wainscot (878 ± sq. ft.)			1,756	
Plumbing Changes			405	
Electrical Alterations			79	
Total, Bath and Toilet Rooms		**200**	**3,040**	
Carpenter Shop, Concrete Floor, (4475) — To provide adequate floor where none now exist.				
Concrete Floor LACO No. 954 (432 ± sq. ft.)				
Commissary Heating System, (4468)—To provide heating to increase the comfort and efficiency of employees required to handle all commissary supplies.				
Heating System Installation LACO No. 1263			370	

CAPITAL PROJECTS—Continued

EXPENDITURES				
Actual Prior Year 1950-51	Actual Current Year to 1-1-52	Estimated Current Year 1951-52	Requested Fiscal Year 1952-53	Allowed Fiscal Year 1952-53
$	$	$	$ 39,100	$
			4,000	
			1,500	
			44,600	
			2,055	2,055
			2,055	**2,055**
			380	
			3,240	3,240
			3,240	**3,240**
			155	
			370	370

CAPITAL PROJECTS—Continued

Project Number, Title, Location, Description	Allowed Amount is for Land	Plans	Constr.	Equip.
CHARITIES, HOSPITALS AND CORRECTIONS—Continued				
Charities——Rancho Los Amigos (1)—Continued				
Dairy Barns, 1 and 3, Reroof, (3250)—To replace badly deteriorated wood shingle roofs; to reduce fire hazard in dairy area.				
A. Reroof with asbestos shingles				
B. County Engineer, Contract Services and Inspection				
Total, Dairy Barns, 1 and 3, Reroof				
Dairy, Fence Replacement, (3271)—To replace badly deteriorated stock fence; to protect the milking herds.				
Chain Link Fence (650 ± lin. ft. 6')				
Doctors' Paging System, Infirmary Wards, (4454)—To provide a needed paging system for doctors and staff on the Infirmary Wards and increase the overall efficiency of the various services.				
Doctors' Paging System LACO Nos. 1189 to 1201 inclusive			1,500	
Draw Curtains, Wards 201 to 214 (4153)—To provide for the control of drafts and allow privacy to patients and to remove industrial hazard of handling heavy mobile bed screens for the comfort and safety of employees.				
Curtain installation (13 ± locations)				
Electrical Additions, Wards 405, 406 and 407, (4464)—To provide convenience outlets in solariums for operation of radios, television sets and floor lamps in these patient recreation areas.				
Convenience Outlets				
Ward 405, LACO No. 2890 (4)				
Ward 406, LACO No. 2891 (1)				
Ward 407, LACO No. 2892 (4)				
Total, Electrical Additions				
Electrical Improvements, Infirmary Wards (4474)—To provide all patients' bed spaces in the Infirmary Wards with the necessary treatment and recreational facilities to increase the comfort and morale of the patients.				
Wall lights, radio outlets, convenience outlets, signal lights, etc. LACO No. 1189 to 1201 inclusive (396 ± locations)				
Electric System Extension, (4455)—To extend electrical services to the yard shed of Ward 304 for safety and comfort of patients.				
Electric system extension, LACO No. 1204			170	

CAPITAL PROJECTS—Continued

EXPENDITURES				
Actual Prior Year 1950-51	Actual Current Year to 1-1-52	Estimated Current Year 1951-52	Requested Fiscal Year 1952-53	Allowed Fiscal Year 1952-53
			5,450	
			250	
			5,700	
			2,690	
			1,500	1,500
			1,875	
			180	
			180	
			4,170	
			170	170

CAPITAL PROJECTS—Continued

Project Number, Title, Location, Description	Allowed Amount is for Land	Plans	Constr.	Equip.
CHARITIES, HOSPITAL AND CORRECTIONS—Continued				
Charities——Rancho Los Amigos (1)—Continued				
Emergency Generating Unit, (4154)—To provide standby electric service to all Rancho units and replace old equipment made obsolete by the Edison Company's converting to 60-cycle.				
A. Engine generator installation (600 ± K.W.)				
B. County Engineer Contract Services and Inspection				
Total, Emergency Generating Unit				
Exercise Yard Wall, Women's Mental Hygiene Ward, (4469)—To provide adequate exercise yard wall and replace present decayed outside wood fence for protection and security of patients.				
A. Concrete block wall with double gates (21 ± lin. ft.)			620	
B. Fence removal and necessary repairs			380	
Total, Exercise Yard Wall			**1,000**	
Farm House, Addition, (3259)—To provide facilities for employee recreation.				
A. Building addition (450 ± sq. ft.)				
B. County Engineer contract services and inspection				
Total, Farm House Addition				
Fence, Chain Link, (2738)—To fence in irrigation tank and pump house; to prevent intrusions and vandalism.				
Chain link fence (360 ± lin. ft. 6′) with three 16′ gates				
Fence, Men's Mental Hygiene Ward, (4146)—To replace deteriorated fence and provide for security of patients.				
Chain link fence with 3 gates (150 lin. ft. 12′)			1,500	
Fire Detection System, Mental Hygiene Wards, (4126)—To provide for the safety of patients and employees and provide for the early detection of fires in attic areas which would not now be possible until flames burst through the roof.				
A. Fire detection system				
B. County Engineer services and inspection for 1951-52 contract			800	
Total, Fire Detection System			**800**	
Flower House, (2783)—To provide satisfactory storage area for tools and cut flowers.				
Erect quonset hut on 30″ dwarf walls including electrical and appurtenant work				

CAPITAL PROJECTS—Continued

EXPENDITURES				
Actual Prior Year 1950-51	Actual Current Year to 1-1-52	Estimated Current Year 1951-52	Requested Fiscal Year 1952-53	Allowed Fiscal Year 1952-53
			134,000	
			3,000	
			137,000	
			620	620
			380	380
			1,000	**1,000**
			7,550	
			400	
			7,950	
			1,650	
			1,500	1,500
			11,900	
			800	800
	380.60	9,000	**12,700**	**800**
			2,200	

CAPITAL PROJECTS—Continued

Project Number, Title, Location, Description	Allowed Amount is for Land	Plans	Constr.	Equip.
CHARITIES, HOSPITALS AND CORRECTIONS—Continued				
Charities——Rancho Los Amigos (1)—Continued				
Fluorescent Lighting, (4138)—To provide adequate lighting for the safety and efficiency of patients and employees.				
Fluorescent lighting in carpenter shop, machine shop, and wards 215 and 216, LACO Nos. 1275, 1260, 1300, 589 and 590 (126 ± fixtures)		440	3,720	
Fluorescent Lighting Improvements, (4471) Mental Hygiene Wards—To provide lighting to meet standards recommended by the California State Department of Health				
Fluorescent Lighting				
Ward 301, LACO No. 1203 (113 ± fixtures)		250	2,500	
Ward 302, LACO No. 1205 (83 ± fixtures)		200	1,950	
Ward 303, LACO No. 1202 (125 ± fixtures)		300	3,000	
Ward 304, LACO No. 1204 (164 ± fixtures)		400	3,600	
Total, Fluorescent Lighting		**1,150**	**11,050**	
Garage Building, Central, (761)—To provide adequate garage building for approximately 56 cars and trucks.				
A. Automotive Shop Area				
Garage building (6,000 ± sq. ft.)				
Storage building (2) (9,200 ± sq. ft.)				
Utility tunnel (400 ± lin. ft.)				
Fill (2,000 ± cu. yds.)				
Black top paving (51,000 ± sq. ft.)				
B. County Engineer contract services and inspection				
Total, Garage Building				
Gasoline Station Heating System, (4156) LACO No. 1276—To provide adequate heating for this building and comply with Fire Department regulations.				
Steam heater installation				
High Pressure Steam Return, Kitchen No. 1 to Power House, (4445)—To provide an adequate high pressure steam return line through replacement of existing return.				
Steam line replacement (360 ± lin. ft.)			1,245	
Hospital Building, Emergency, (3417)—To meet regional need for hospital facilities to give treatments arising from accidents or other emergencies.				
A. Concrete building (7,300 ± sq. ft.)				
B. Utility tunnel				
C. County Engineers contract services and inspection				
D. Administrative and emergency hospital equipment				
Total, Hospital Building				

CAPITAL PROJECTS—Continued

EXPENDITURES				
Actual Prior Year 1950-51	Actual Current Year to 1-1-52	Estimated Current Year 1951-52	Requested Fiscal Year 1952-53	Allowed Fiscal Year 1952-53
			4,160	4,160
			12,200	12,200
			12,200	**12,200**
			196,800	
			5,900	
			202,700	
			500	
			1,245	1,245
			188,290	
			12,000	
			6,610	
			22,255	
			229,155	

CAPITAL PROJECTS—Continued

Project Number, Title, Location, Description	Allowed Amount is for Land	Plans	Constr.	Equip.
CHARITIES, HOSPITALS AND CORRECTIONS—Continued				
Charities——Rancho Los Amigos (1)—Continued				
Incinerators, (4137)—To provide a more economical and adequate means of disposing of hospital combustible wastes, replacing 27-year old incinerator violating the requirements of the Air Pollution Control authority.				
A. Two incinerators				
B. County Engineer services and inspection for 1951-52 contract				
Total, Incinerators				
Infirmary Units, 3 New, (3015)—Lack of infirmary bed space at Rancho results in retention of chronic and convalescent patients at the General Hospital or their placement in private rest homes at higher cost.				
A. Three infirmary units				
Construction (42,000 ± sq. ft.)				
Lawn sprinkler system				
B. County Engineer contract services and inspection				
C. Office hospital and service equipment				
Total, Infirmary Units				
Infirmary Wards, Porch Alterations, (3241)—To convert screened sleeping porches for more adequate sleeping quarters for arthritic and/or incontinent patients and to conserve heat.				
A. Window installation, Wards 201 through 212 and 214. LACO Nos. 1189 through 1201		2,400	30,000	
B. County Engineer contract services and inspection			1,000	
Total, Infirmary Wards, Porch Alterations		**2,400**	**31,000**	
Irrigation System, Extension and Additions, (3264)—To increase yield of garden crops.				
16" Concrete irrigation pipe system				
Kitchen No. 1 Cafeteria Service, (4136) LACO No. 1262—To provide modern, efficient patient serving facilities.				
A. Building, plumbing changes and installation		1,700	10,000	
B. County Engineer contract services and inspection			700	
C. Cafeteria equipment				9,100
Total, Kitchen No. 1 Cafeteria Service		**1,700**	**10,700**	**9,100**

CAPITAL PROJECTS—Continued

EXPENDITURES				
Actual Prior Year 1950-51	Actual Current Year to 1-1-52	Estimated Current Year 1951-52	Requested Fiscal Year 1952-53	Allowed Fiscal Year 1952-53
			60,000	
			1,900	
	32.06	6,000	**61,900**	
			1,054,500	
			20,600	
			166,270	
			1,241,370	
			32,400	32,400
			1,000	1,000
			33,400	**33,400**
			1,200	
			11,700	11,700
			700	700
			9,100	9,100
			21,500	**21,500**

CAPITAL PROJECTS—Continued

Project Number, Title, Location, Description	Allowed Amount is for Land	Plans	Constr.	Equip.
CHARITIES, HOSPITALS AND CORRECTIONS—Continued				
Charities——Rancho Los Amigos (1)—Continued				
Laundry Building, (2971)—To provide adequate laundry facilities for Rancho which will serve Long Beach Hospital, Harbor General Hospital, Acton Camp, and Warm Springs Camp.				
A. Paving				
B. County Engineer services and inspection for 1951-52 contract				
Total, Laundry Building				
Lawn Sprinkling System, New Infirmaries, (3720)—To provide adequate system for lawn watering and reduce dust in newly developed area.				
A. Lawn sprinkler system (790 ± heads)				
B. County Engineer contract services and inspection				
Total, Lawn Sprinkler System				
Loading Dock, Casa Consuelo, (4147) LACO No. 1238—To provide a means for unloading food and linen trucks direct to floor level.				
Concrete loading dock (70 ± sq. ft.)		100	1,550	
Loading Docks, Men's Mental Hygiene Wards 1 and 2, (3710) LACO Nos. 1204 and 1205—To provide a means for unloading food trucks and clean linen direct from truck level to floor level, saving time and labor.				
Two concrete loading docks, enclosed with door (144 ± sq. ft.))			850	
Loading Docks, Women's Mental Hygiene Wards 1 and 2, (3708) LACO Nos. 1202 and 1203—To provide a means for unloading food trucks and clean linen direct from truck level to floor level.				
Two concrete loading docks (152 ± sq. ft.)			760	
Maintenance Warehouse, (1449)—To provide centralized, controlled storage area for mechanical supplies and heavy, infrequently-used equipment now stored in various locations in two widely separated buildings.				
A. Maintenance warehouse (5,000 ± sq. ft.)				
B. County Engineer contract services and inspection				
Total, Maintenance Warehouse				

CAPITAL PROJECTS—Continued

EXPENDITURES				
Actual Prior Year 1950-51	Actual Current Year to 1-1-52	Estimated Current Year 1951-52	Requested Fiscal Year 1952-53	Allowed Fiscal Year 1952-53
			11,000	
			450	
110,877.03	23,006.26	75,525	11,450	
			12,700	
			650	
			13,350	
			1,650	1,650
			850	850
			760	760
			53,800	
			1,700	
			55,500	

CAPITAL PROJECTS—Continued

Project Number, Title, Location, Description	Allowed Amount is for Land	Plans	Constr.	Equip.
CHARITIES, HOSPITALS AND CORRECTIONS—Continued				
Charities—Rancho Los Amigos (1)—Continued				
NEW CHAPEL, (4478)—To provide a new chapel to meet the seating requirements of the various religious denominations for the morale of the patient and the good will of the various religious organizations.				
A. Class "A" chapel building (7,900 ± sq. ft.)		10,000		
B. County Engineer contract services and inspection				
C. Chapel equipment, altar, carpeting, baptismal font, organ and pews				
Total, New Chapel		**10,000**		
New Water Well, (4446)—To provide an additional water source necessary to meet the expanding needs of Rancho Los Amigos.				
A. Water Well				
Drill well				
Install pump				
Pump house (100 ± sq. ft.)				
Extension water line (500 ± lin. ft.)				
Extension electric service (500 ± lin. ft.)				
B. County Engineer contract services and inspection				
Total, New Water Well				
Occupational Therapy Building, (4202) Los Arcos Area—To provide facilities for Occupational Therapy Division in close proximity to the patients on Wards 401 to 407.				
A. Concrete block building (2,400 ± sq .ft.)				
B. Utility extension				
C. County Engineer contract services and inspection				
D. Office furnishings and equipment, piano and bench, Electric Kiln and 2 looms				
Total, Occupational Therapy Building				
Paint Exterior of Wards 405, 406 and 407, (4460)—To improve the building appearance of three concrete buildings which have never been painted.				
A. Paint exterior, LACO No. 2890 (5,627 ± sq. ft.)				
B. Paint exterior, LACO No. 2891 (5,627 ± sq. ft.)				
C. Paint exterior, LACO No. 2892 (5,627 ± sq. ft.)				
Total, Paint Exterior of Wards 405, 406 and 407				

CAPITAL PROJECTS—Continued

EXPENDITURES				
Actual Prior Year 1950-51	Actual Current Year to 1-1-52	Estimated Current Year 1951-52	Requested Fiscal Year 1952-53	Allowed Fiscal Year 1952-53
			152,200	10,000
			4,350	
			15,000	
			171,550	**10,000**
			37,250	
			600	
			37,850	
			39,000	
			2,500	
			1,400	
			3,225	
			46,125	
			4,420	
			4,420	
			4,420	
			13,260	

CAPITAL PROJECTS—Continued

Project Number, Title, Location, Description	Allowed Amount is for Land	Plans	Constr.	Equip.
CHARITIES, HOSPITALS AND CORRECTIONS—Continued				
Charities—Rancho Los Amigos (1)—Continued				
Parking Lot Lighting, (4145)—To provide adequate lighting for the safety of employees and their property.				
Lighting, parking lots				
Greenhouse area				
Corporation yard area				
Los Arcos area				
Postpoliomyelitis area				
Nurses' quarters area				
Administration area				
Total, Lighting				
Parking Lot, Wards 405, 406 and 407, (4476)—To provide parking facilities for employees working in this area.				
Grading and paving (16,000 ± sq. ft.)				
Pharmacy Expansion, (3707)—To provide adequate work area and facilities for pharmaceutical operations.				
A. Building alterations, LACO No. 1184		1,665	10,700	
B. Dumbwaiter installation			8,500	
C. County Engineer contract services and inspection			685	
D. Work bench and tables				230
Total, Pharmacy Expansion		**1,665**	**19,885**	**230**
Post Acute Polio Unit, (4378)—To provide increased facilities to meet expanding County needs.				
A. Type I construction (70,000 ± sq. ft.)				
B. County Engineer contract services and inspection		13,000	15,000	
C. Basic equipment required				315,770
Total, Post Acute Polio Unit		**13,000**	**15,000**	**315,770**
Poultry Laying House, Roof Extensions, (4152)—To protect laying hens from hot sun and drafts and to increase egg production.				
Six shed roof extensions				
Poultry Shelter, (4149)—To provide shelter for pullets now in open pens and decrease deaths from exposure.				
Poultry yard improvements				
Wood frame shelter (2,240 ± sq. ft.)				
Chicken drinking fountains (12)				
Total, Poultry Shelter				

CAPITAL PROJECTS—Continued

EXPENDITURES				
Actual Prior Year 1950-51	Actual Current Year to 1-1-52	Estimated Current Year 1951-52	Requested Fiscal Year 1952-53	Allowed Fiscal Year 1952-53
			3,035	
			3,035	
			1,600	
			12,365	12,365
			8,500	8,500
			685	685
			230	230
			21,780	**21,780**
			1,106,000	
			28,000	28,000
			315,770	315,770
		60,000	**1,449,770**	**343,770**
			4,200	
			2,320	
			2,320	

CAPITAL PROJECTS—Continued

Project Number, Title, Location, Description	Allowed Amount is for Land	Plans	Constr.	Equip.
CHARITIES, HOSPITALS AND CORRECTIONS—Continued				
Charities——Rancho Los Amigos (1)—Continued				
Power House, Additions and Renovations, Boiler and Generating Equipment, (2710)—To provide efficient steam generating and electrical distribution facilities to meet daily requirements.				
A. Underground installation of power and telephone lines				
Doctors' residence to powerhouse (3 stations)				
Women's psycho to connection at laundry (1 station)				
Doctors' residence to manhole on Imperial (1 station in manhole)				
Increase size of feeders to Los Arcos from pullbox on Imperial to Los Arcos vault		250	2,500	
Tie Los Arcos vault to proposed Post Polio Unit		215	2,150	
County Engineer contract services and inspection			500	
B. County Engineer services and inspection for 1951-52 contract			3,000	
Total, Power House Additions and Renovations		**465**	**8,150**	
Power House, Relocation of Ice Storage Space, (2552)—Present ice storage is poorly located and inadequate. Relocation will provide a more efficient and safer method of handling.				
A. Alterations and additions (204 ± sq. ft.)		900	8,400	
B. County Engineer contract services and inspection			500	
Total, Power House Relocation of Ice Storage Space		**900**	**8,900**	
Psychopathic Hospital, Two Units, (2184)—To meet a deficiency in custodial space adapted for patients subject to disposition of Psychopathic Division of Superior Court.				
A. Reinforced concrete building (46,000 ± sq. ft.)				
B. Utility tunnel (400 ± lin. ft.)				
C. Parking lot (32,500 ± sq. ft.)				
D. Flood lights				
E. Standby electric service				
F. County Engineer contract services and inspection				
G. All initial equipment for Psychopathic Hospital Unit				
Total, Psychopathic Hospital				
Rancho Los Amigos, Fire Alarm System, (4221)—To install modern fire reporting system at a County institution consisting of 225 buildings, housing 2,600 inmates where the existing system is inadequate.				
Install new central panel and new fire alarm system throughout the entire institutional area				

CAPITAL PROJECTS—Continued

EXPENDITURES				
Actual Prior Year 1950-51	Actual Current Year to 1-1-52	Estimated Current Year 1951-52	Requested Fiscal Year 1952-53	Allowed Fiscal Year 1952-53
			45,775	5,615
			4,400	3,000
4,557.20	2,310.61	188,000	50,175	8,615
			9,300	9,300
			500	500
			9,800	9,800
			1,056,240	
			50,000	
			8,125	
			2,500	
			25,000	
			24,000	
			107,010	
			1,272,875	
			38,000	

CAPITAL PROJECTS—Continued

Project Number, Title, Location, Description	Allowed Amount is for Land	Plans	Constr.	Equip.
CHARITIES, HOSPITALS AND CORRECTIONS—Continued				
Charities——Rancho Los Amigos (1)—Continued				
Rehabilitation Shop Building, (4470)—To provide a much-needed facility for the expansion of the rehabilitation program which has outgrown its present quarters.				
A. Concrete block building (6,000 ± sq. ft.)				
B. County Engineer contract services and inspection				
Total, Rehabilitation Building				
Repaint Buildings, (4477)—To provide for the protection of County-owned property which has not been painted for over ten years resulting in considerable peeling and deterioration.				
Repaint Buildings				
LACO No. 1182 and 1183 (4,215 ± sq. yds.)				
LACO No. 1264 (1,030 ± sq. yds.)				
LACO No. 1266 (1,100 ± sq. yds.)				
LACO No. 1267 (656 ± sq. yds.)				
LACO No. 1254 (420 ± sq. yds.)				
LACO No. 1275 (1,956 ± sq. yds.)				
Total, Repaint Buildings				
Replace Existing Floor Cover, Wards 301 and 303, (4457)—To replace insanitary worn out floor covering to reduce maintenance and increase efficiency and light.				
Asphalt tile floor covering (14,900 ± sq. ft.)				
Replace Existing Floor Cover, Ward 302, (4458)—To replace insanitary worn out floor covering and reduce maintenance and increase efficiency and light.				
Asphalt tile floor covering (12,249 ± sq. ft.)				
Replace Existing Floor Cover, Ward 304, (4459)—To replace insanitary worn out floor covering to reduce maintenance and increase efficiency and light.				
Asphalt tile floor covering (13,360 ± sq. ft.)				
Replace Hot Water Supply Line, (4452)—To provide a more efficient water supply line and increase the efficiency of the steam heating units.				
Hot water supply line replacement (970 ± sq. ft.)			3,900	

CAPITAL PROJECTS—Continued

EXPENDITURES				
Actual Prior Year 1950-51	Actual Current Year to 1-1-52	Estimated Current Year 1951-52	Requested Fiscal Year 1952-53	Allowed Fiscal Year 1952-53
			83,500	
			2,600	
			86,100	
			5,635	
			5,635	
			4,100	
			3,265	
			3,540	
			3,900	3,900

CAPITAL PROJECTS—Continued

Project Number, Title, Location, Description	Allowed Amount is for Land	Plans	Constr.	Equip.
CHARITIES, HOSPITALS AND CORRECTIONS—Continued				
Charities—Rancho Los Amigos (1)—Continued				
Replace Steam Radiators, (4449) LACO Nos. 1202 to 1203—To provide increased efficiency of operation and clear normal passage way by replacement of obsolete radiators.				
Convectors and covers (188 ± lin. ft.)			1,725	
Reroof Director's Residence, (4466)—To replace badly deteriorated roof and replace with asbestos cement shingles to protect property and reduce fire hazard.				
Reroof LACO No. 1101 (5,600 ± sq. ft.)				
Reroof Nurses' Home, (4453)—To replace deteriorated roof and protect County property, employees and reduce fire hazard.				
Reroofing				
LACO No. 1125 (5,600 ± sq. ft.)			1,680	
LACO No. 1128 (5,600 ± sq. ft.)			1,680	
Total, Reroof Nurses' Homes			3,360	
Reroof Warehouse, (4467)—To replace existing deteriorated wood roof with asbestos cement shingles to provide protection to County property and reduce fire hazard.				
Reroof LACO No. 1289 (8,000 ± sq. ft.)				
Resurfacing Roads and Parking Areas, (4451)—To provide for the replacement of deteriorated hard surface roads and parking areas for better control of flood waters.				
A. Oil and gravel Recuerdos St., Dairy (4,300 ± sq. ft.)				
B. Oil and gravel Willow St., Dairy (9,120 ± sq. ft.)				
C. Pave auto park near rehabilitation shop (30,000 ± sq. ft.)				
D. Pave alley between employees garages (17,535 ± sq. ft.)				
E. Pave road west side of employees' garages (9,750 ± sq. ft.)				
F. Pave parking lot east of Trunk Room (38,000 ± sq. ft.)				
Total, Resurfacing				
Shop Building, Addition, (759)—To house plumbing shop, pottery shop, shoe manufacturing and repair shop, auto painting, concrete and plaster equipment, sheet metal, machine and blacksmith shops, and morgue; to provide proper supervision and control and eliminate travel between shops.				
A. Metal shop building (12,680 ± sq. ft.)				
B. County Engineer contract services and inspection				
Total, Shop Building Addition				

CAPITAL PROJECTS—Continued

EXPENDITURES				
Actual Prior Year 1950-51	Actual Current Year to 1-1-52	Estimated Current Year 1951-52	Requested Fiscal Year 1952-53	Allowed Fiscal Year 1952-53
			1,725	1,725
			1,700	
			3,360	3,360
			3,360	**3,360**
			3,575	
			172	
			365	
			3,000	
			1,753	
			975	
			3,800	
			10,065	
			149,280	
			4,500	
			153,780	

CAPITAL PROJECTS—Continued

Project Number, Title, Location, Description	Allowed Amount is for Land	Plans	Constr.	Equip.
CHARITIES, HOSPITALS AND CORRECTIONS—Continued				
Charities—Rancho Los Amigos (1)—Continued				
Soft Water Line Extension, (4125)—To provide soft water for new infirmary buildings and reduce maintenance cost due to lining of steel coils.				
A. Soft water line extension		650	5,200	
B. County Engineer contract services and inspection			250	
Total, Soft Water Line Extension		**650**	5,450	
Soiled Linen Storage and Loading Ramp, (4463) LACO No. 1205—To provide an adequate soiled linen area with a truck high loading platform to improve sanitation and reduce industrial hazards.				
Construction				
Reinforced concrete platform (210 ± sq. ft.)				
Reinforced concrete ramp (100 ± sq. ft.)				
Shelter (210 ± sq. ft.)				
Total, Soiled Linen Storage and Loading Ramp				
Steam Heat Installation, (4465)—Occupational Therapy Carpentry Shop LACO No. 1266—To provide adequate steam heat in the carpentry shop where none exist now.				
Steam heat installation			70	
Storage Building, Paint, (3702)—To provide a fireproof storage area for flammable paint products in compliance with recommendations of the Fire Prevention Bureau.				
A. Paint mixing and storage building (800 ± sq. ft.)				
B. County Engineer contract services and inspection				
Total, Storage Building, Paint				
Surgery Ventilation, (4228)—To comply with State Fire Marshal regulations. (Part of Safety Program sponsored by Mechanical Department).				
County Engineer services and inspection for 1951-52 contract				
Tile Walls in Shower Rooms, Wards 301 and 303, (4461)—To provide a sanitary wall and reduce excessive maintenance, repairs and costs.				
Install tile walls LACO Nos. 1202 and 1203 (1,040 ± sq. ft.)				
Toilet Installation, Room 105 Los Arcos, (4472)—To provide adequate sanitary facilities adjacent to employees' rest room.				
Employee toilet installation LACO No. 1180				

CAPITAL PROJECTS—Continued

EXPENDITURES				
Actual Prior Year 1950-51	Actual Current Year to 1-1-52	Estimated Current Year 1951-52	Requested Fiscal Year 1952-53	Allowed Fiscal Year 1952-53
			5,850	5,850
			250	250
			6,100	**6,100**
			3,120	
			3,120	
			70	70
			10,600	
			500	
			11,100	
	785.80	20,000	625	
			2,080	
			175	

CAPITAL PROJECTS—Continued

Project Number, Title, Location, Description	Allowed Amount is for Land	Plans	Constr.	Equip.
CHARITIES, HOSPITALS AND CORRECTIONS—Continued				
Charities—Rancho Los Amigos (1)—Continued				
Tract #7 Well, Utilization for Domestic Use (4131)—To provide for connection of Tract 7 Well to Domestic Water System to meet increasing Rancho needs for portable water.				
A. Water Development				
Water line (8") (3,000 ± lin. ft.)				
Centrifugal pumps				
Piping				
Concrete water tank (100,000 ± gal.)				
B. County Engineer contract services and inspection				
Total, Tract No. 7 Well				
Treatment Center and Nurses' Rest Room Alterations, Ward 302, (4448)—To provide adequate treatment room and nurses' rest room to increase staff efficiency.				
Treatment center and nurses' rest room alterations				
Alterations LACO No. 1205			717	
Asphalt tile floor covering (250 ± sq .ft.)			63	
Install stainless steel sink			150	
Electric outlets (10 ±)			150	
Fluorescent lighting (4 ± fixtures)			120	
Cabinet (1)			200	
Toilet installation			150	
Lavatory			150	
Painting			300	
Total, Treatment Center and Nurses' Rest room Alterations			**2,000**	
Turn-Around, Ward 407 (4151)—To provide adequate turning space adjacent to new buildings for handling of heavy vehicular traffic and reduce destruction of lawns and shrubbery.				
Paving (2,500 ± sq. ft.)				
Ventilation System, Post-Poliomyelitis Wards, (4447)—To provide a medically adequate ventilation system to control temperature, reduce dust hazard and increase efficiency of medical care, rehabilitation and comfort of patients.				
A. Ventilation system LACO Nos. 1185 to 1188 inclusive (10,000 CFM for 10,000 ± sq. ft.)		2,400	30,000	
B. County Engineer contract services and inspection			1,000	
Total, Ventilation System		**2,400**	**31,000**	

CAPITAL PROJECTS—Continued

EXPENDITURES				
Actual Prior Year 1950-51	Actual Current Year to 1-1-52	Estimated Current Year 1951-52	Requested Fiscal Year 1952-53	Allowed Fiscal Year 1952-53
			47,000	
			1,300	
			48,300	
			2,000	2,000
			2,000	**2,000**
			625	
			32,400	32,400
			1,000	1,000
			33,400	**33,400**

CAPITAL PROJECTS—Continued

Project Number, Title, Location, Description	Allowed Amount is for Land	Plans	Constr.	Equip.
CHARITIES, HOSPITALS AND CORRECTIONS—Continued				
Charities—Rancho Los Amigos (1)—Continued				
Wainscot Corridor Walls, Wards 405, 406 and 407, (4462)—To provide a protective covering in the corridor walls to protect County property against damage from wheel chairs and carts.				
Wainscot Corridor Walls				
Ward 405 LACO 2890 (556 ± sq. ft.)				
Ward 406 LACO No. 2891 (556 ± sq. ft.)				
Ward 407 LACO No. 2892 (340 ± sq. ft.)				
Total, Wainscot Corridor Walls				
Ward 202, Remodel, (4130)—To adapt 26 year old building to modern nursing requirements and serve as guide for other wards of similar construction.				
A. Glaze porches, rearrange rooms and miscellaneous alteration work		1,250	14,000	
B. County Engineer contract services and inspection			500	
Total, Ward 202, Remodel		**1,250**	**14,500**	
Various Completed Projects				
Total, Charities—Rancho Los Amigos		**36,320**	**185,250**	**325,100**

CAPITAL PROJECTS—Continued

EXPENDITURES				
Actual Prior Year 1950-51	Actual Current Year to 1-1-52	Estimated Current Year 1951-52	Requested Fiscal Year 1952-53	Allowed Fiscal Year 1952-53
			2,178	
			2,178	
			15,250	15,250
			500	500
			15,750	**15,750**
100,888.89	5,340.45	71,635		
$ 216,323.12	**$ 31,855.78**	**$ 430,160**	**$ 5,652,583**	**$ 546,670**

CAPITAL PROJECTS—Continued

Project Number, Title, Location, Description	Allowed Amount is for Land	Plans	Constr.	Equip.
CHARITIES, HOSPITALS AND CORRECTIONS—Continued				
Charities—Acton Camp (5)				
Administration Building Addition, (4558)—To provide small addition to support safe for storage of patients valuables.				
Building addition (materials only)			200	
Alterations to Interior Electric Wiring, (4621)—To bring existing buildings to Code and eliminate fire hazard.				
Alterations of Interior Wiring to bring following buildings to Code and protect County property buildings				
400 to 402 inclusive				
406 to 423 inclusive				
455 to 458 inclusive				
214 to 217 inclusive				
604 to 613 inclusive				
452, 547, 625, 853, 952, 1468, 1494, 1986, and 1987				
Bathhouse—Insulation and Heating (4366)—To provide adequate heating and insulation of bathing facilities.				
A. Type V building				
B. County Engineer contract services and inspection				
Total, Bathhouse, Insulation and Heating				
Cabin Heating, (4559)—To provide adequate heating for inmate cabins.				
A. Install 12 Heaters			1,200	
B. Butane wall heaters (12)				840
Total, Cabin Heating			**1,200**	**840**
Ceiling and Wall Insulation, Garage Building, (3799)—To make building suitable for use in cold weather.				
Insulation (materials only)			800	
Doctor's Residence, (3234)—To provide resident doctors with adequate quarters as an aid to the recruitment program.				
County Engineer services and inspection for 1951-52 contract				
Erection of Two Task Force Buildings (3878)—To provide facilities for the Rehabilitation Project.				
A. Erect task force building No. 1 (Chapel)				
B. Erect task force building No. 2 (Rehabilitation)				
Total, Erection of Two Task Force Buildings				

CAPITAL PROJECTS—Continued

EXPENDITURES				
Actual Prior Year 1950-51	Actual Current Year to 1-1-52	Estimated Current Year 1951-52	Requested Fiscal Year 1952-53	Allowed Fiscal Year 1952-53
$	$	$	$ 200	$ 200
			3,521	
			7,800	
			1,200	
		6,750	9,000	
			1,200	1,200
			840	840
			2,040	2,040
			800	800
	28.18	14,500	565	
			2,250	
			2,250	
442.73	48.74	7,450	4,500	

CAPITAL PROJECTS—Continued

Project Number, Title, Location, Description	Allowed Amount is for Land	Plans	Constr.	Equip.
CHARITIES, HOSPITALS AND CORRECTIONS—Continued				
Charities—Acton Camp (5)—Continued				
Floors and Ceiling for Cabins, (4560)—To provide more adequate housing facilities for inmates.				
A. Asphalt tile floor covering and plywood and insulation on ceiling in 12 cabins (materials only)			2,880	
B. Mechanical department services			200	
Total, Floors and Ceiling for Cabins			3,080	
Foundations for Buildings from Camp Baldy, (4561)—To provide for the proper utilization of buildings acquired by transfer.				
A. Foundations and Sills (materials only)				
LACO No. 1486			120	
LACO No. 1488			110	
LACO No. 1489			70	
LACO No. RD 202			90	
LACO No. 1478			30	
LACO No. 1060			50	
LACO No. 1472			30	
B. County Engineer services and inspection				
Total, Foundations for Buildings from Camp Baldy			500	
Install New Electric Wiring, (4623)—To provide adequate electric power and light in Food Services facilities.				
A. Rewire and install new panel in kitchen and dining room building				
B. New wiring of pump houses			477	
Total, Install New Electric Wiring			477	
Kitchen and Dining Room Building Repairs, (4562)—To provide minimum alterations to bring building to Health and Safety Code requirements.				
A. Reconstruct and rehabilitate old dining room building				
B. Reconstruct and rehabilitate old kitchen building				
C. County Engineer contract services and inspection				
Total, Kitchen and Dining Room Building Repairs				
Land Grading, (4563)—To provide an area for the proper disposition and use of sewage effluence.				
Land Grading (5 ± acres)			500	

CAPITAL PROJECTS—Continued

EXPENDITURES				
Actual Prior Year 1950-51	Actual Current Year to 1-1-52	Estimated Current Year 1951-52	Requested Fiscal Year 1952-53	Allowed Fiscal Year 1952-53
			2,880	2,880
			200	200
			3,080	**3,080**
			500	500
			550	
			1,050	**500**
			1,794	
			477	477
			2,271	**477**
			8,080	
			41,248	
			1,500	
			50,828	
			500	500

CAPITAL PROJECTS—Continued

Project Number, Title, Location, Description	Allowed Amount is for Land	Plans	Constr.	Equip.
CHARITIES, HOSPITALS AND CORRECTIONS—Continued				
Charities—Acton Camp (5)—Continued				
Modernizing Electrical Distribution System, (4622)—To provide for elimination of services and obtain a more economical power rate.				
A. Reconstruction of all building services, distribution lines and consolidation of main power service			4,496	
B. Plans, research and inspection		500		
Total, Modernizing Electrical Distribution System		**500**	**4,496**	
New Dispensary Floor Covering, (4565)—To provide sanitary working conditions in Camp dispensary.				
Asphalt tile floor covering (640 ± sq. ft.)			150	
New Kitchen and Dining Room, (4566)—To provide modern and adequate kitchen and dining facilities meeting all Building, Safety Code, Health Department and institutional requirements.				
A. Concrete block building (4,500 ± sq. ft.)		5,000	67,500	
B. County Engineer contract services and inspection			2,200	
Total, New Kitchen and Dining Room		**5,000**	**69,700**	
Outdoor Theatre, (4564)—To provide for the improvement of a natural amphitheater for recreation purposes.				
Material for construction of concrete and stone terraces and seats for outdoor theater				
Sewage Plant Dry Well and Pump, (4567)—To provide for the proper operation of sewage disposal plant in accordance with Health and Safety requirements.				
Replace sump pumps with centrifugal in dry well		700	6,600	
Sewage Plant Water Line, (4568)—To provide proper water facilities in compliance with State Code.				
Material for 2″ pipe line (500 ± lin. ft.)			1,000	

CAPITAL PROJECTS—Continued

EXPENDITURES				
Actual Prior Year 1950-51	Actual Current Year to 1-1-52	Estimated Current Year 1951-52	Requested Fiscal Year 1952-53	Allowed Fiscal Year 1952-53
			4,496	4,496
			500	500
			4,996	**4,996**
			150	150
			72,500	72,500
			2,200	2,200
			74,700	**74,700**
			2,400	
			7,300	7,300
			1,000	1,000

CAPITAL PROJECTS—Continued

Project Number, Title, Location, Description	Allowed Amount is for Land	Plans	Constr.	Equip.
CHARITIES, HOSPITALS AND CORRECTIONS—Continued				
Charities—Acton Camp (5)—Continued				
Toilet and Washroom Building, New (4240)—To provide adequate facilities for an expanding population and remove crowded insanitary conditions.				
A. Concrete block building, including toilet room, washroom, laundry room, dressing room and storage room (2,000 ± sq. ft.)				
B. County Engineer contract services and inspection				
Total, Toilet and Washroom Building				
Visitors' Toilet Facilities, (4239)—To provide sanitary facilities for visitors where none exist.				
A. Concrete block toilet building (96 ± sq. ft.)		500	3,000	
B. County Engineer contract services and inspection			300	
Total, Visitors' Toilet Facilities		**500**	**3,300**	
Various Completed Projects				
Total, Charities—Acton Camp		**6,700**	**92,003**	**840**

CAPITAL PROJECTS—Continued

EXPENDITURES				
Actual Prior Year 1950-51	Actual Current Year to 1-1-52	Estimated Current Year 1951-52	Requested Fiscal Year 1952-53	Allowed Fiscal Year 1952-53
			34,400	
			1,100	
			35,500	
			3,500	3,500
			300	300
			3,800	**3,800**
7,253.23	202.70	7,541		
$ 7,695.96	**$ 279.62**	**$ 36,241**	**$ 208,201**	**$ 99,543**

CAPITAL PROJECTS—Continued

Project Number, Title, Location, Description	Allowed Amount is for Land	Plans	Constr.	Equip.
CHARITIES, HOSPITALS AND CORRECTIONS—Continued				
Charities—Warm Springs Camp (5)				
Rehabilitation Building, (4569—)To provide adequate housing for rehabilitation program.				
Erection of task force building (1,000 ± sq. ft.)				
Steel Water Tank, (4574)—To provide for replacement of deteriorated tank.				
A. Replace existing tank (12,000 ± gal.)		250	2,000	
B. County Engineer services and inspection			200	
Total, Steel Water Tank		**250**	**2,200**	
Task Force Building, Steel, (3822)—To provide housing for patients rehabilitated at Warm Springs Camp.				
A. Material to erect steel task force building			715	
B. County Engineer services and inspection			100	
Total, Task Force Building			**815**	
Various Completed Projects				
Total Charities—Warm Springs Camp		**250**	**3,015**	

CAPITAL PROJECTS—Continued

EXPENDITURES				
Actual Prior Year 1950-51	Actual Current Year to 1-1-52	Estimated Current Year 1951-52	Requested Fiscal Year 1952-53	Allowed Fiscal Year 1952-53
$	$	$	$ 3,065	$
			2,250	2,250
			200	200
			2,450	**2,450**
			715	715
			100	100
			815	**815**
2,045.49				
$ 2,045.49	**$**	**$**	**$ 6,330**	**$ 3,265**

CAPITAL PROJECTS—Continued

Project Number, Title, Location, Description	Allowed Amount is for Land	Plans	Constr.	Equip.
CHARITIES, HOSPITALS AND CORRECTIONS—Continued				
Jail (3)				
Elevator Indicator Panel, Jail, Attorney Room, (4285)—To provide for complete supervision and control of jail elevators.				
Elevator indicator panel				
Jail Shelving, (4020)—To provide necessary facility and aid in reducing congestion in crowded quarters.				
A. Metal shelves				
B. County Engineer contract services and inspection				
Total, Jail Shelving				
Roof Cover, (3911)—To provide preventive measures against inmate escapes and suicides.				
A. Wire mesh and structural steel roof cover				
B. County Engineer contract services and inspection				
Total, Roof Cover				
Trusty Dormitory, Hall of Justice Roof, (4648)—To replace temporary canvas cover over Trusty Dormitory, space required due to overcrowded Jail population.				
Sheet Metal Roof				
Various Completed Projects				
Total, Jail				

CAPITAL PROJECTS—Continued

EXPENDITURES				
Actual Prior Year 1950-51	Actual Current Year to 1-1-52	Estimated Current Year 1951-52	Requested Fiscal Year 1952-53	Allowed Fiscal Year 1952-53
$	$	$	$ 1,375	$
			22,475	
			1,000	
908.99			23,475	
			75,200	
			2,500	
1,352.32	2,711.17	6,000	77,700	
			4,075	
3,789.42				
$ 6,050.73	$ 2,711.17	$ 6,000	$ 106,625	$

CAPITAL PROJECTS—Continued

Project Number, Title, Location, Description	Allowed Amount is for Land	Plans	Constr.	Equip.
CHARITIES, HOSPITALS AND CORRECTIONS—Continued				
Wayside Honor Rancho (5)				
Additional Sewage Treatment Facilities, (4089)—To provide adequate sewage treatment for proposed increase in population at Wayside Honor Rancho and added load resulting from sewer connection to Hog Farm Feeding Fence Pens.				
Sewage plant and appurtenances				
B. County Engineer contract services and inspection				
Total, Additional Sewage Treatment Facilities				
Air Condition Hospital, (4511)—To provide proper cooling and ventilation in semi-desert climate.				
A. Materials		300	1,800	
B. Mechanical Department Services			1,000	
C. County Engineer services and inspection			300	
D. Germisecticide lamps and fixtures				120
Total, Air Condition Hospital		**300**	**3,100**	**120**
Alteration to Existing Calf Feeding and Shelter Barn, (4534)—To provide adequate protection for small calves.				
A. Materials		300	1,150	
B. Mechanical Department Services			300	
C. County Engineer Services and Inspection			500	
D. Germisecticide Lamps and Fixtures				120
Total, Alteration to Existing Calf Feeding Shed and Shelter Barn		**300**	**1,950**	**120**
Bakery Ventilation and Air Conditioning, (4547)—To provide sanitary controlled temperature for protection of bakery products.				
A. Install two evaporator coolers and roof exhausters		300	2,000	
B. County Engineer services and inspection			300	
Total, Bakery Ventilation and Air Conditioning		**300**	**2,300**	
Cooling and Wrapping Addition to Bakery, (4531)—To provide additional sanitary facilities for increased production and efficiency.				
A. Materials		850	2,000	
B. Mechanical Department services			500	
C. County Engineer services and inspection			1,050	
Total, Cooling and Wrapping Addition to Bakery		**850**	**3,550**	

MISCELLANEOUS UNCLASSIFIED

EXPENDITURES				
Actual Prior Year 1950-51	Actual Current Year to 1-1-52	Estimated Current Year 1951-52	Requested Fiscal Year 1952-53	Allowed Fiscal Year 1952-53
$	$	$	$ 48,500	$
			3,500	
132.36	684.31	48,000	52,000	
			2,100	2,100
			1,000	1,000
			300	300
			120	120
			3,520	3,520
			1,450	1,450
			300	300
			500	500
			120	120
			2,370	2,370
			2,300	2,300
			300	300
			2,600	2,600
			2,850	2,850
			500	500
			1,050	1,050
			4,400	4,400

CAPITAL PROJECTS—Continued

Project Number, Title, Location, Description	Allowed Amount is for Land	Plans	Constr.	Equip.
CHARITIES, HOSPITALS AND CORRECTIONS—Continued				
Wayside Honor Rancho (5)—Continued				
Concrete Garbage Bin, (4515)—To provide for the sanitary storage of garbage for County Institutions.				
County Engineer supervision				
Concrete Porches and Steps, (4544)—To replace deteriorated wood steps and reduce accident hazard.				
A. Steps and Porches (material costs)				
B. County Engineer services and inspection				
Total, Concrete Porches and Steps				
Dairy Boiler Room Alterations, (4266)—To enlarge boiler room and replace existing inadequate boiler with unit of sufficient capacity to meet dairy requirements.				
County Engineer services and inspection for 1951-52 contract				
Electric Distribution System Extension, (4291)—To replace present inadequate distribution service with high voltage circuit eliminating separate materials for economy in billing.				
Extension 4,000 volt system				
Sewage treatment plant				
Surveyor's office				
Well Nos. 4, 5 and 10				
Total, Electric Distribution System Extension				
Electric System Survey, (4549)—To provide accurate data for maintenance and future design.				
Mapping and analysis of electrical system and Rancho requirements				
Electrical Service Changes Minimum Security Area, (4551)—To provide balanced economical load distribution.				
A. Transfer of circuit and load adjustment				
B. County Engineer services and inspection				
Total, Electrical Service Changes				
Electrical Service Extension to State Bird Hatchery, (4619)—To dispose of Edison Company line which conflicts with the sewage plant expansion at the Wayside Honor Rancho.				
Electrical service extension, including transformer meter, etc.		100	1,000	

CAPITAL PROJECTS—Continued

EXPENDITURES				
Actual Prior Year 1950-51	Actual Current Year to 1-1-52	Estimated Current Year 1951-52	Requested Fiscal Year 1952-53	Allowed Fiscal Year 1952-53
			400	
			2,000	
			1,000	
			3,000	
	621.62	6,500	1,550	
			4,735	
		7,500	**4,735**	
			1,000	
			1,150	
			100	
			1,250	
			1,100	1,100

CAPITAL PROJECTS—Continued

Project Number, Title, Location, Description	Allowed Amount is for Land	Plans	Constr.	Equip.
CHARITIES, HOSPITALS AND CORRECTIONS—Continued				
Wayside Honor Rancho (5)—Continued				
Employee Housing Development, (4338)—To provide residences for officers and other administrative personnel and their families on Rancho property; to assist in recruitment and to provide facilities for families in this area, where none now exist.				
A. Electrical distribution system		1,150	11,250	
B. County Engineer contract services and inspection			500	
Total, Employee Housing Development		**1,150**	**11,750**	
Farm Center Gas Line, (4537)—To provide utilities at minor facility.				
A. Utilities				
Gas main (1,100 ± lin. ft.)				
Building services				
B. County Engineer services and inspection				
C. Space heaters				
Total, Farm Center Gas Line				
Fence Lighting Medium Security Area, (4550)—To provide adequate custodial control during hours of darkness.				
A. Electrical work				
B. County Engineer services and inspection				
Total, Fence Lighting				
Fence, Newly Acquired (Banks) Property, (4317)—To provide for control of northerly boundary.				
Fence				
Fire Alarm System and Radio Transmitter and Receivers, (4545)—To provide radio transmission from the Rancho on either the Sheriff or Fire Department frequencies which could be used as a standby or in an actual emergency.				
A. Alarm system				
B. Radio transmission				
C. County Engineer contract services and inspection				
Total, Fire Alarm System				

CAPITAL PROJECTS—Continued

EXPENDITURES				
Actual Prior Year 1950-51	Actual Current Year to 1-1-52	Estimated Current Year 1951-52	Requested Fiscal Year 1952-53	Allowed Fiscal Year 1952-53
			12,400	12,400
			500	500
		1,500	**12,900**	**12,900**
			2,100	
			700	
			150	
			2,950	
			3,100	
			200	
			3,300	
		2,500	3,000	
			7,880	
			1,200	
			500	
			9,580	

CAPITAL PROJECTS—Continued

Project Number, Title, Location, Description	Allowed Amount is for Land	Plans	Constr.	Equip.
CHARITIES, HOSPITALS AND CORRECTIONS—Continued				
Wayside Honor Rancho (5)—Continued				
Fire Station, (4538)—To provide adequate fire protection facilities at a major institution to protect persons and property.				
A. Fire Station (800 ± sq. ft.)				
B. County Engineers contract services and inspection				
C. Fire truck and all necessary fire fighting equipment				
Total, Fire Station				
Flood Control and Land Reclamation (1563) Santa Clara River and Castaic Creek—To protect existing agricultural acreage from erosion and assist in reclamation of farm area damaged by flood waters.				
Channel improvements and land reclamation			60,000	
Gas Service, (4508) "Banks" Property—To provide utilities for Housing Project.				
A. Gas main, 2″ wrapped (2000 ± lin. ft.)		400	5,000	
B. County Engineer contract services and inspection			450	
Total, Gas Service		**400**	**5,450**	
Flood Control Channel, (4649)—To provide protection for County Institution from storm damage.				
Flood control channel				
Gate House, (4330)—To provide for visitors, prisoner and traffic control at main entrance to Wayside Honor Rancho.				
A. Concrete block building (2,000 ± sq. ft.)				
B. Glass display counters (25 ± lin. ft.)				
C. 8 benches (10 lin. ft. each)				
D. County Engineer contract services and inspection				
E. Office furnishings and equipment				
Total, Gate House				
Hay Storage Barn, (4532)—To provide for protection and storage of stock feed.				
A. Materials		400	1,600	
B. County Engineer services and inspection			450	
Total, Hay Storage Barn		**400**	**2,050**	

CAPITAL PROJECTS—Continued

EXPENDITURES				
Actual Prior Year 1950-51	Actual Current Year to 1-1-52	Estimated Current Year 1951-52	Requested Fiscal Year 1952-53	Allowed Fiscal Year 1952-53
			13,000	
			600	
			22,000	
			35,600	
28,417.25			60,000	60,000
			5,400	5,400
			450	450
			5,850	**5,850**
			33,100	
			25,725	
			375	
			240	
			550	
			781	
			27,671	
			2,000	2,000
			450	450
			2,450	**2,450**

CAPITAL PROJECTS—Continued

Project Number, Title, Location, Description	Allowed Amount is for Land	Plans	Constr.	Equip.
CHARITIES, HOSPITALS AND CORRECTIONS—Continued				
Wayside Honor Rancho (5)—Continued				
Heating System, (4541) Barracks, LACO No. 2575—To provide adequate heating in inmate quarters.				
A. Unit heater installation (3)				
B. County Engineer supervision and inspection				
C. Overhead heaters				
Total, Heating System				
Hog Pens, (4034)—To provide sanitary conditions for raising of pork.				
County Engineer supervision				
Hot Water Circulating Heaters, (4542)—To provide necessary heat of concrete barracks, LACO No. 2577.				
A. Unit heater installation (3)				
B. County Engineer services and inspection				
C. Overhead heaters (3)				
Total, Hot Water Circulating Heaters				
Housing, Administrative Personnel, (4510)—To provide adequate employee housing where none now exists.				
A. 1 three-bedroom house (1,400 ± sq. ft.)		800	16,500	
B. 4 two-bedroom houses (1,200 ± sq. ft. ea.)		1,525	28,700	
C. 5 garages (400 ± sq. ft. ea.)			3,200	
D. Walks, drives, sewers and appurtenances			1,800	
E. County Engineer contract services and inspection			1,800	
Total, Housing, Administrative Personnel		2,325	52,000	
Inmate Recreational Facilities, (4318)—To provide additional necessary recreational facilities for the increased number of inmates.				
A. Basketball court and two volley ball courts				
B. County Engineer services and inspection				
Total, Inmate Recreational Facilities				
Kitchen Boiler Room Improvements, (4530)—To provide a more economical plant and reduce Operating and Maintenance costs.				
Install new boiler, water softener and heat exchangers			4,750	

CAPITAL PROJECTS—Continued

EXPENDITURES				
Actual Prior Year 1950-51	Actual Current Year to 1-1-52	Estimated Current Year 1951-52	Requested Fiscal Year 1952-53	Allowed Fiscal Year 1952-53
			1,075	
			200	
			1,700	
			2,975	
782.63	309.95	1,650	1,000	
			1,075	
			200	
			1,700	
			2,975	
			21,650	17,300
			72,100	30,225
			8,200	3,200
			2,700	1,800
			4,000	1,800
			108,650	**54,325**
			2,325	
			150	
		500	**2,475**	
			4,750	4,750

CAPITAL PROJECTS—Continued

Project Number, Title, Location, Description	Allowed Amount is for Land	Plans	Constr.	Equip.
CHARITIES, HOSPITALS AND CORRECTIONS—Continued				
Wayside Honor Rancho (5)—Continued				
Kitchen Water Cooling Tower, (4268)—To insure adequate cooling of refrigeration compression and relieve load of excessive water loss to sewage disposal plant by re-circulation of the necessary cooling water.				
County Engineer services and inspection for 1951-52 contract				
Land Acquisition, (4506)—To provide for the necessary expansion of existing facilities.				
Land acquisition				
Main Kitchen Refrigerator Food Storage Unit, (4267)—To provide adquate refrigeration to meet the needs of expanding inmate and employee population.				
A. Refrigeration food storage unit				
B. County Engineer contract services and inspection				
Total, Main Kitchen Refrigerator Food Storage Unit				
Main Road Tractor Crossing, (4314)—To provide a concrete cross-over of main oil macadam road for farm tractors and other heavy equipment.				
Concrete apron				
Maximum Security Unit, Fence and Lighting, (4303)—To provide additional security against escape and contraband for inmates of Maximum Security Unit.				
County Engineer services and inspection for 1951-52 contract				
Maximum Security Unit, Second Wing, (4329)—To provide much needed housing for prisoners, to relieve crowded conditions in Hall of Justice jail.				
A. Second wing				
Type I construction (18,050 sq. ft.)				
Concrete yard, paving (8,260 sq. ft.)				
Walks				
B. County Engineer contract services and inspection				
Total, Maximum Security Unit, Second Wing				
Medium Security Unit, Hood Over Griddles in Kitchen, (4270)—To provide the necessary vent hoods for removal of fumes; to meet Health and Safety standards and protect walls and ceilings of kitchen.				
Steel hood over griddles and blower				

CAPITAL PROJECTS—Continued

EXPENDITURES				
Actual Prior Year 1950-51	Actual Current Year to 1-1-52	Estimated Current Year 1951-52	Requested Fiscal Year 1952-53	Allowed Fiscal Year 1952-53
	148.91	1,650	200	
			150,000	
			18,000	
			1,000	
	338.18	**19,000**	**19,000**	
			500	
	242.02	19,800	745	
			533,900	
			13,000	
			546,900	
			2,325	

CAPITAL PROJECTS—Continued

Project Number, Title, Location, Description	Allowed Amount is for Land	Plans	Constr.	Equip.
CHARITIES, HOSPITALS AND CORRECTIONS—Continued				
Wayside Honor Rancho (5)—Continued				
Minimum Security Unit, Extension of Electrical Facilities and Flood Lighting, (3840)—To provide adequate lighting.				
A. Complete fence and center area security lighting		2,600	26,178	
B. County Engineer contract services and inspection			1,000	
Total, Minimum Security Unit, Extension of Electrical Facilities		**2,600**	**27,178**	
New Sterilizer Building, (4543)—To provide adequate facilities for sterilization of bedding.				
A. Sterilizer building				
Concrete block building (800 ± sq. ft.)				
County Engineer services and inspection				
B. Equipment				
Renovate sterilizer from Camp Anza				
New steam boiler of: 5 hp high pressure				
New water softener				
Electric time starter for emergency generator installed				
Total, New Sterilizer Building				
Overhead Heating, (4539)—To provide safe heating in prisoner barracks, LACO No. 2578.				
A. Unit heater installation (3)				
B. County Engineer services and inspection				
C. Overhead heaters				
Total, Overhead Heating				
Paint Shop, (4533)—To provide necessary storage and work shop for painting and comply with Building and Safety requirements.				
A. Concrete block building (1,800 ± sq. ft.)				
B. County Engineer contract services and inspection				
C. Ventilating blowers, metal shelving and cabinet				
Total, Paint Shop				
Pump House Well No. 1, (4505)—To replace present temporary building with permanent all weather structure and provide necessary security to pump equipment.				
A. Materials				
B. County Engineer services and inspection				
Total, Pump House Well No. 1				

CAPITAL PROJECTS—Continued

EXPENDITURES				
Actual Prior Year 1950-51	Actual Current Year to 1-1-52	Estimated Current Year 1951-52	Requested Fiscal Year 1952-53	Allowed Fiscal Year 1952-53
			28,778	28,778
			1,000	1,000
2,625.57	605.80	4,000	**29,778**	**29,778**
			4,700	
			6,500	
			11,200	
			1,075	
			200	
			1,700	
			2,975	
			23,100	
			1,100	
			925	
			25,125	
			2,300	
			800	
			3,100	

CAPITAL PROJECTS—Continued

Project Number, Title, Location, Description	Allowed Amount is for Land	Plans	Constr.	Equip.
CHARITIES, HOSPITALS AND CORRECTIONS—Continued				
Wayside Honor Rancho (5)—Continued				
Pump House Well No. 4, (4310)—To replace present temporary building with permanent all-weather structure and provide necessary security to pump equipment.				
A. Materials				
B. County Engineer services and inspection				
Total, Pump House Well No. 4				
Pump House Well No. 5, (4311)—To replace present temporary building with permanent all-weather structure and provide necessary security to pump equipment.				
A. Materials				
B. County Engineer services and inspection				
Total, Pump House Well No. 5				
Retaining Wall, (4548) Officers' Dormitory Area—To protect County structures and control erosion.				
A. Concrete block retaining wall, Officers' Dormitory and Recreation area. (Material cost.) (800 ± lin. ft.)				
B. County Engineer services and inspection				
Total, Retaining Wall				
Road Paving, (4335)—Traffic wear requires surfacing of all roads.				
A. Camp area (137,000 ± sq. ft.)				
B. Upper security areas (198,000 ± sq. ft.)				
C. Main entrance road (206,000 ± sq. ft.)				
D. County Engineer contract services and inspection				
Total, Road Paving				
Space Heating, (4540) LACO No. 2576—To provide thermostatic controlled hot water type space heaters for adequate safety and heat.				
A. Unit heater installation (3)				
B. County Engineer services and inspection				
C. Overhead heaters				
Total, Space Heating				

CAPITAL PROJECTS—Continued

EXPENDITURES				
Actual Prior Year 1950-51	Actual Current Year to 1-1-52	Estimated Current Year 1951-52	Requested Fiscal Year 1952-53	Allowed Fiscal Year 1952-53
			2,300	
			800	
			3,100	
			2,300	
			800	
		1,500	**3,100**	
			2,500	
			950	
			3,450	
			8,000	
			12,400	
			12,000	
			2,000	
			34,400	
			1,075	
			200	
			1,700	
			2,975	

CAPITAL PROJECTS—Continued

Project Number, Title, Location, Description	Allowed Amount is for Land	Plans	Constr.	Equip.
CHARITIES, HOSPITALS AND CORRECTIONS—Continued				
Wayside Honor Rancho (5)—Continued				
"T" Building Alterations, (4507)—To provide necessary rehabilitation facilities.				
A. "T" building alterations for canteen, barber shop and library (Material costs.)		500	1,860	
B. Mechanical department services			400	
C. County Engineer services and Inspection			900	
Total, "T" Building Alterations		**500**	3,160	
Tile Installation, (4536)—To provide sanitary facilities.				
A. Tile lavatory islands (800 ± sq. ft.) Barracks E, F, G, and H, (Material costs)				
B. Crafts labor				
C. County Engineer services and inspection				
Total, Tile Installation				
Toilet Room Improvements, (4535)—To provide sanitary facilities.				
A. Install tile in lavatory (800 ± sq. ft.) in buildings A, B, C, and D (Material costs)				
B. Mechanical Department services				
C. County Engineer services and inspection				
Total, Toilet Room Improvements				
Washroom and Toilet Buildings, (4512)—To replace obsolete, insanitary facilities.				
A. 2 concrete block buildings (2,200 ± sq. ft. ea.)		4,500	83,600	
B. County Engineer contract services and inspection			2,900	
Total, Washroom and Toilet Buildings		**4,500**	**86,500**	

CAPITAL PROJECTS—Continued

EXPENDITURES				
Actual Prior Year 1950-51	Actual Current Year to 1-1-52	Estimated Current Year 1951-52	Requested Fiscal Year 1952-53	Allowed Fiscal Year 1952-53
			2,360	2,360
			400	400
			900	900
			3,660	**3,660**
			2,000	
			1,200	
			500	
			3,700	
			2,000	
			1,200	
			500	
			3,700	
			88,100	88,100
			2,900	2,900
			91,000	**91,000**

CAPITAL PROJECTS—Continued

Project Number, Title, Location, Description	Allowed Amount is for Land	Plans	Constr.	Equip.
CHARITIES, HOSPITALS AND CORRECTIONS—Continued				
Wayside Honor Rancho (5)—Continued				
Water Development, (4340) 1951-52 Program—Pressure irrigation system, including well and well improvements, water mains, reservoirs and portable pressure irrigation pipe; to irrigate approximately 700 acres needed to supply agricultural products and livestock for food at Honor Farm.				
A. Install 200 hp gas engine pump plant, with automatic controls, on Well No. 12				
B. Install pipe line from pump well No. 12 to water system (600 ± lin. ft.)				
C. Lay pipe line, joining East and West branches of the irrigation system at South end of Honor Rancho (3,200 ± lin. ft.)				
D. Replace water main from booster plant to steel water tanks (800 ± lin. ft.)		240	2,400	
E. Install fire protection lines at Farm Center				
Total, Water Development		**240**	**2,400**	
Water Softener Units, Camp Area, (3851)—To reduce degree of water hardness to level least harmful to plumbing fixtures and sewage disposal equipment.				
A. Install water softeners at main area, hog ranch and dairy center		1,500	27,000	
B. Shelters for softeners		500	3,000	
C. County Engineer contract services and inspection			1,100	
Total, Water Softener Units		**2,000**	**31,100**	
Various Completed Projects				
Total, Wayside Honor Rancho		**15,965**	**298,238**	**240**

CAPITAL PROJECTS—Continued

EXPENDITURES				
Actual Prior Year 1950-51	Actual Current Year to 1-1-52	Estimated Current Year 1951-52	Requested Fiscal Year 1952-53	Allowed Fiscal Year 1952-53
			21,200	
			3,450	
			11,400	
			2,640	2,640
			3,900	
1,015.01	401.89	28,000	42,590	2,640
			28,500	28,500
			3,500	3,500
			1,100	1,100
778.34			33,100	33,100
163,714.67	8,048.08	50,488		
$ 197,465.83	$ 11,400.76	$ 192,588	$ 1,413,774	$ 314,443

CAPITAL PROJECTS—Continued

Project Number, Title, Location, Description	Allowed Amount is for Land	Plans	Constr.	Equip.
CHARITIES, HOSPITALS AND CORRECTIONS—Continued				
Biscailuz Center (1)				
Additional Drainage Structures, (4397)—To stop soil erosion.				
A. Material for additional drainage			500	
B. County Engineer services and inspection			1,700	
Total, Additional Drainage Structures			2,200	
Administration Building Lighting, (4497)—To provide adequate modern lighting by replacement of obsolete inadequate system.				
A. Flourescent fixtures (7)		100	470	
B. Mechanical department services			100	
Total, Administration Building Lighting		**100**	**570**	
Adult Unit Mess Hall Conversion to Dormitory, (4499)—To provide adult quarters for trustees and relieve congestion in the County Jail.				
A. Materials for conversion of mess hall to dormitory		375	800	
B. Mechanical department services			450	
C. County Engineer services and inspection			150	
Total, Adult Unit Mess Hall Conversion to Dormitory		**375**	**1,400**	
Building Alterations, (4496)—To convert training center building into storeroom for proper storage of materials and supplies.				
Security improvements				
Window guards			600	
Panel doors			150	
Total, Building Alterations			**750**	
Concrete Drainage Gutter, (4493)—To provide proper drainage for protection of existing retaining walls.				
A. Materials to construct drainage gutter				
Adjacent to retaining wall between Gymnasium and Adult Unit (260 ± lin. ft.)			400	
West of retaining wall (100 ± lin. ft.)			200	
B. County Engineer services and inspection			350	
Total, Concrete Drainage Gutter			**950**	

CAPITAL PROJECTS—Continued

EXPENDITURES				
Actual Prior Year 1950-51	Actual Current Year to 1-1-52	Estimated Current Year 1951-52	Requested Fiscal Year 1952-53	Allowed Fiscal Year 1952-53
$	$	$	$ 500	$ 500
			1,700	1,700
		2,100	2,200	2,200
			570	570
			100	100
			670	670
			1,175	1,175
			450	450
			150	150
			1,775	1,775
			750	750
			750	750
			600	600
			350	350
			950	950

CAPITAL PROJECTS—Continued

Project Number, Title, Location, Description	Allowed Amount is for Land	Plans	Constr.	Equip.
CHARITIES, HOSPITALS AND CORRECTIONS—Continued				
Biscailuz Center (1)—Continued				
Electric Service Extension, (4620)—To provide for consolidation of electrical services in the interest of economy.				
A. Electric service extension				
B. County Engineer contract services and inspection				
Total, Electric Service Extension				
Fence, Recreational Area, (3921)—To assure security for recreational area.				
County Engineer services and inspection for 1951-52 contract				
Kitchen Addition, Adult Section, (3876)—To provide space for necessary kitchen operations.				
County Engineer services and inspection for 1951-52 contract				
Parking Lot Lighting, (4254)—To provide for the supervision of in and out traffic and for the protection of parked motor vehicles.				
Parking lot lighting		450	1,500	
B. County Engineer services and inspection			150	
Total, Parking Lot Lighting		**450**	**1,650**	
Paving, (4495)—To provide hard surface area adjacent to existing buildings for proper utilization.				
A. Patchwork paving			300	
B. County Engineer services and inspection			50	
Total, Paving			**350**	
Radio Communications Plant Improvements, (4625)—To provide necessary additional parking space and protection from soil erosion.				
A. Improvements				
Paving (2,300 ± sq. ft.)			460	
Concrete retaining wall (50 lin. ft. 12')		500	950	
B. County Engineer services and inspection			700	
Total, Radio Communications Plant Improvements		**500**	**2,110**	

CAPITAL PROJECTS—Continued

EXPENDITURES				
Actual Prior Year 1950-51	Actual Current Year to 1-1-52	Estimated Current Year 1951-52	Requested Fiscal Year 1952-53	Allowed Fiscal Year 1952-53
			5,265	
			200	
			5,465	
		1,800	600	
	322.10	8,000	2,000	
			1,950	1,950
			150	150
			2,100	**2,100**
			300	300
			50	50
			350	**350**
			1,910	1,910
			700	700
			2,610	**2,610**

CAPITAL PROJECTS—Continued

Project Number, Title, Location, Description	Allowed Amount is for Land	Plans	Constr.	Equip.
CHARITIES, HOSPITALS AND CORRECTIONS—Continued				
Biscailuz Center (1)—Continued				
Radio Tower, Relocate at Biscailuz Center, (4247)—To provide for the moving and erection of present tower from Dwiggins to Biscailuz Center for use with standby equipment.				
Relocate radio tower				
B. County Engineer contract services and inspection				
Total, Radio Tower, Relocate at Biscailuz Center				
School and Recreation Building Additions Juvenile Unit, (4246) LACO No. 2530—To provide additional educational and religious facilities for increased inmate population.				
A. School building addition (800 ± sq. ft.)				
B. Alterations to existing building				
C. County Engineer contract services and inspection				
D. Medical examining table, stretcher, rostrum, electric fan and school room equipment				
Total, School and Recreation Building Additions				
Sheriff's Radio Communication Center Landscaping, (4626)—To provide for the proper control of erosion and reduce excess building maintenance.				
A. Landscaping		300	1,145	
B. Sprinkler system		300	765	
C. County Engineer services and inspection			300	
Total, Sheriff's Radio Communication Center Landscaping		**600**	**2,210**	
Survey of Electrical System, (4500)—Study to determine feasibility of unification of electrical services.				
Electrical survey				
Water Softener Shelter Juvenile Unit, (4498)—To provide for the protection of water softener unit from weather and tampering by inmates.				
A. Metal frame		400	800	
B. County Engineer services and inspection			100	
Total, Water Softener Shelter		**400**	**900**	
Various Completed Projects				
Total, Biscailuz Center		**2,425**	**13,090**	

CAPITAL PROJECTS—Continued

EXPENDITURES				
Actual Prior Year 1950-51	Actual Current Year to 1-1-52	Estimated Current Year 1951-52	Requested Fiscal Year 1952-53	Allowed Fiscal Year 1952-53
			5,300	
			250	
	40.05	600	5,550	
			10,600	
			500	
			500	
			876	
			12,476	
			1,445	1,445
			1,065	1,065
			300	300
		4,420	2,810	2,810
			200	
			1,200	1,200
			100	100
			1,300	1,300
98,527.66	10,779.98	20,760		
$ 98,527.66	$ 11,142.13	$ 37,680	$ 41,806	$ 15,515

CAPITAL PROJECTS—Continued

Project Number, Title, Location, Description	Allowed Amount is for Land	Plans	Constr.	Equip.
CHARITIES, HOSPITALS AND CORRECTIONS—Continued				
Juvenile Hall (5)				
Alterations of Parapets at 1501 Henry Street, (4604)—To meet requirements of Los Angeles City Building and Safety Codes.				
Correct parapet walls		200	2,398	
Gutter Replacement, Old Administration Building, (4632)—To provide adequate protection of County property.				
Repair or install gutters and downspouts			390	
New Juvenile Hall, May and Henry Streets, (1566)—To house Juvenile Court and Juvenile Probation Department and facilities for detention of children; to meet increased requirements and to centralize Juvenile Court functions.				
A. Development Schedule No. 2				
Chapel Building, Type III (4,000 ± sq. ft.)				
Girls' School, Type III (15,535 ± sq. ft.)				
Girls' General Unit, Type I (8,159 ± sq. ft.)				
Girls' General Unit, Type II (8,159 ± sq. ft.)				
Junior and Senior Boys' General Unit, Alterations				
Junior Boys' General Unit, Alterations				
Junior Boys' School, Alterations				
Completion of Boys' Security Unit, Type III (4,525 ± sq. ft.)				
Senior Boys' General Unit, Type III, Additions and Alterations (4,500 ± sq. ft.)				
Kitchen, Stores, Type III (12,387 ± sq. ft.)				
Laundry and maintenance, Type III (23,782 ± sq. ft.)				
Landscaping				
Paving				
B. County Engineer contract services and inspection and architect's fees				
C. Appurtenant work				
D. Superior Court equipment				
Total, New Juvenile Hall				
Reroof "C" Company Dining Room, (4630)—To provide for protection of County property.				
Replace old composition roof (625 ± sq. ft.)			139	
Sanitary Sewer, Old Juvenile Hall, (4629)—To meet the sanitary code requirements for proper sewage disposal.				
Install sump pump and necessary sewer and electrical connections			2,164	
Ventilation System Installation, Boys' Building, (4631)—To provide adequate ventilation for protection of health and property.				
Install ventilating system in 4 toilet and shower rooms in Company D and Company A portion of building				
Total, Juvenile Hall		**200**	**5,091**	

CAPITAL PROJECTS—Continued

EXPENDITURES				
Actual Prior Year 1950-51	Actual Current Year to 1-1-52	Estimated Current Year 1951-52	Requested Fiscal Year 1952-53	Allowed Fiscal Year 1952-53
$	$	$	$ 2,598	$ 2,598
			390	390
			2,097,900	
			126,400	
			20,000	
			44,326	
46,563.02	2,946.46	60,000	2,288,626	
			139	139
			2,164	2,164
			1,517	
$ 46,563.02	$ 2,946.46	$ 60,000	$ 2,295,434	$ 5,291

CAPITAL PROJECTS—Continued

Project Number, Title, Location, Description	Allowed Amount is for Land	Plans	Constr.	Equip.
CHARITIES, HOSPITALS AND CORRECTIONS—Continued				
Probation Department				
Boys' Probation Camp, New, (3917)—To provide a new camp for boys to replace Camp Tuna when present use permit expires.				
Land Acquisition	70,000			
A. Initial Development				
Cook's quarters, Class III (960 ± sq. ft.)		968	13,824	
Garage and Storage, Class III (1,000 ± sq. ft.)		588	8,400	
Supply building, Class III (1,000 ± sq. ft.)		588	8,400	
Mess hall and kitchen, Class III (2,000 ± sq. ft.)		2,184	31,200	
Administration Building, Class III (2,240 ± sq. ft.)		2,420	34,560	
Infirmary, Class III (540 ± sq. ft.)		500	7,128	
Dormitory, showers and toilets, Class III (3,040 ± sq. ft.)		3,064	43,776	
School building, Class III (1,600 ± sq. ft.)		1,478	21,120	
School building, Class III (1,600 ± sq. ft.)		1,478	21,120	
Shops building, Class III (1,000 ± sq. ft.)		588	8,400	
Volleyball court (2)		134	1,920	
Basketball court (2)		169	2,400	
Baseball backstop		67	960	
Electric service installation		504	7,200	
Water lines (500 ± lin. ft.)		105	1,500	
Septic tank and leaching beds		378	5,400	
Butane tank and fence		210	3,000	
Gasoline tank and pump		76	1,080	
Incinerator		126	1,800	
Fire protection		169	2,400	
Flag pole		34	480	
Grading (6,700 cu. yds.)		84	1,200	
B. County Engineer contract services and inspection			6,400	
C. Complete camp equipment				16,195
Total, Boys' Probation Camp, New	**70,000**	**15,912**	**233,668**	**16,195**
Boys' Probation Camp, Rancho Los Amigos, Hondo, (4651) (1)—To provide administrative housing, educational training, and recreational facilities; to provide needed placement for wards of Juvenile Court for whom there are no other public or private facilities provided by either State or County.				
A. Garage and shop building				
B. County Engineer supervision				
C. Wire screening in crafts buildings (200 ± sq. ft.)			600	
D. Window screens, school building (53)			212	
E. Parking lot paving			450	
Total, Boys' Probation Camp			**1,262**	

CAPITAL PROJECTS—Continued

EXPENDITURES				
Actual Prior Year 1950-51	Actual Current Year to 1-1-52	Estimated Current Year 1951-52	Requested Fiscal Year 1952-53	Allowed Fiscal Year 1952-53
$	$	$	$ 70,000	$ 70,000
			243,180	243,180
			6,400	6,400
			16,195	16,195
			335,775	335,775
			2,500	
			2,450	
			600	
			212	
			450	
			6,212	1,262

CAPITAL PROJECTS—Continued

Project Number, Title, Location, Description	Allowed Amount is for Land	Plans	Constr.	Equip.
CHARITIES, HOSPITALS AND CORRECTIONS—Continued				
Probation Department—Continued				
Camp Tuna, Minor Improvements, (3052) (5)—To produce or retain efficiency of structural or non-structural facilities.				
A. Relocation of camp buildings				
B. Install shower in staff building				
C. County Engineer contract services and inspection				
Total, Camp Tuna, Minor Improvements				
El Retiro, Improvements, (3047) (5)—To produce or retain efficiency of structural or non-structural facilities.				
A. New incinerator				
B. County Engineer contract services and inspection for new incinerator				
C. Room alterations for Home directors, Florence Nightingale, Jane Adams, and Susan B. Anthony cottages			4,400	
D. Improvements				
Yard lights			1,500	
Arm extension on fence (3,000 ± lin. ft.) Arms 5' with hardware cloth and barbed wire				
E. County Engineer contract services and inspection				
F. Director's house (to be purchased or secured from property bought by County and moved to El Retiro)		500	5,000	
G. County Engineer contract services and inspection			300	
Total, El Retiro Improvements		**500**	**11,200**	
Fire Alarm System Improvements, (4232) **(1) Camp Broad Acres**—To provide local alerting signals for proper fire control and evacuation of buildings to comply with State Fire Marshal regulations (Part of Safety Program sponsored by Mechanical Department).				
Alterations				
Girls Probation Camp, New (4356)—To provide facilities for girls camp to replace "Broad Acres."				
Land acquisition				
Plans and specifications for new girls' camp				
Total, Girls' Probation Camp				

CAPITAL PROJECTS—Continued

EXPENDITURES				
Actual Prior Year 1950-51	Actual Current Year to 1-1-52	Estimated Current Year 1951-52	Requested Fiscal Year 1952-53	Allowed Fiscal Year 1952-53
			10,475	
			250	
			1,600	
		20,000	**12,325**	
			5,000	
			500	
			4,400	4,400
			4,900	1,500
			200	
			5,500	5,500
			300	300
		250	**20,800**	**11,700**
	22.20	910	1,200	
			35,000	
			10,000	
			45,000	

CAPITAL PROJECTS—Continued

Project Number, Title, Location, Description	Allowed Amount is for Land	Plans	Constr.	Equip.
CHARITIES, HOSPITALS AND CORRECTIONS—Continued				
Probation Department—Continued				
Oak Grove Boys' Camp, (3390) (1) East Fork, San Gabriel River— To replace Mount Baldy and Rancho Camps.				
A. Rock retaining wall				
Material			1,440	
County Engineer services		100		
B. Automatic bell system			1,120	
C. Lighting, athletic field			3,676	
D. Culvert over creek			11,300	
E. County Engineer contract services and inspection			150	
F. Basketball standards			565	
G. Gas heater replacement in school rooms			178	
Total, Oak Grove Boys' Camp			**18,429**	
Various Completed Projects				
Total, Probation Department	**70,000**	**16,512**	**264,559**	**16,195**
TOTAL CHARITIES, HOSPITALS AND CORRECTIONS	**70,000**	**158,472**	**1,677,375**	**387,115**

CAPITAL PROJECTS—Continued

EXPENDITURES				
Actual Prior Year 1950-51	Actual Current Year to 1-1-52	Estimated Current Year 1951-52	Requested Fiscal Year 1952-53	Allowed Fiscal Year 1952-53
			2,940	1,540
			1,120	1,120
			3,676	3,676
			11,300	11,300
			150	150
			565	565
			178	178
6,232.10	1,110.28	5,579	19,929	18,529
834.38	34.95	5,175		
$ 7,066.48	$ 1,167.43	$ 31,914	$ 441,241	$ 367,266
$ 2,909,569.16	$ 169,583.37	$ 1,668,856	$15,866,253	$ 2,292,962

CAPITAL PROJECTS—Continued

Project Number, Title, Location, Description	Allowed Amount is for Land	Plans	Constr.	Equip.
EDUCATION				
County Art Institute				
Art Building, Los Angeles County Art Institute, (3940) (3)—To provide much needed additional facilities for school purposes.				
A. Lamp installation			800	
B. County Engineer services and inspection				
C. Art School equipment				9,973
Total, Art Building			**800**	**9,973**
Various Completed Projects				
TOTAL EDUCATION			**800**	**9,973**
RECREATION				
History, Science and Art				
Addition to Museum (3881) (2) **Exposition Park**—To provide a 600 person auditorium, additional exhibition space and stair tower.				
Museum addition			100,000	
Air Conditioning and Ventilation, Museum Building, (4556) (2)—To provide for the protection of works of art and the comfort of staff and visitors.				
Investigation and preliminary plans, for improvement of existing air conditioning and ventilation system to provide proper humidity control				
Alterations and Improvements, Museum Building, (3785) (2) **Exposition Park**—To modernize exhibition space and provide additional space for exhibits and meeting rooms for small school classes and groups.				
A. Exhibition Galleries				
Paint ceiling and trim in S-C 6		20	175	
Fluorescent lighting in S-A 1, S-C 5, S-A 3, S-A 2, S-B 2, S-B 3, S-C 7, S-C 6, M-D 4 and M-D 2				
B. Art office, linoleum floor covering (528 ± sq. ft.)		45	450	
C. County Engineer services and inspection for 1951-52 contract			800	
Total, Alterations and Improvements		**65**	**1,425**	

CAPITAL PROJECTS—Continued

EXPENDITURES				
Actual Prior Year 1950-51	Actual Current Year to 1-1-52	Estimated Current Year 1951-52	Requested Fiscal Year 1952-53	Allowed Fiscal Year 1952-53
$	$	$	$ 800	$ 800
			2,300	
			9,973	9,973
346,047.54	**5,600.04**	**25,090**	**13,073**	**10,773**
4,559.27	1,030.72	4,175		
$ 350,606.81	**$ 6,630.76**	**$ 29,265**	**$ 13,073**	**$ 10,773**
$	$	$ 1,000	$ 100,000	$ 100,000
			4,000	
			29,740	195
			495	495
			1,300	800
36,779.22	**1,627.35**	**17,600**	**31,535**	**1,490**

CAPITAL PROJECTS—Continued

Project Number, Title, Location, Description	Allowed Amount is for Land	Plans	Constr.	Equip.
RECREATION—Continued				
History, Science and Art—Continued				
Automatic Elevator Replacement, Museum Building, (4190) (2) Exposition Park—Mechanical Department has requested that replacement be made of Otis Automatic elevator that has been in service since October 3, 1925.				
A. New elevator				
B. County Engineer contract service and inspection				
Total, Automatic Elevator Replacement				
Elevator Reconditioning, Museum Building, (4191) (2) Exposition Park—To replace worn out and obsolete elevator equipment for Otis Freight elevator in service since November 24, 1925.				
A. Elevator reconditioning				
B. County Engineer contract services and inspection				
Total, Elevator Reconditioning				
Finish Front Walls of Wings, Los Angeles County Museum, (3864) (2) Exposition Park—To make the front of the Los Angeles County Museum presentable in appearance.				
A. Gunite front walls				
B. County Engineer contract services and inspection				
Total, Finish Front Walls of Wings				
Fire Safety Alterations (2863) (2)—To provide for inspection of existing contract and construction of exits as ordered by the Los Angeles City Fire Department.				
County Engineer services and inspection for 1951-52 contract				
Hancock Park Development, (699) (3) Wilshire Boulevard and Ogden Drive—Continuing the general park development shown on the Master Plan; to improve the appearance and utility of the park.				
A. General development				
Grade east end of park area		420	5,300	
Clean-up of open areas		160	2,000	
Drainage for regraded areas		330	4,200	
Fill west portion of "Lake" and sump		496	6,200	
Adjust water and electrical service to new grades		280	3,500	
B. Parking area development				
A. C. paving and concrete curb				
Top soil for plantings				
Soil improvement, shrubs, trees and lawn				
C. Service area development		500		
Grading and A. C. paving			3,400	
Bins for maintenance supplies			1,500	
Fencing alterations			500	
Landscaping			850	

CAPITAL PROJECTS—Continued

EXPENDITURES				
Actual Prior Year 1950-51	Actual Current Year to 1-1-52	Estimated Current Year 1951-52	Requested Fiscal Year 1952-53	Allowed Fiscal Year 1952-53
			32,000	
			2,000	
			34,000	
			20,000	
			1,000	
	51.16	**1,700**	**21,000**	
			41,000	
			2,400	
2,043.39			**43,400**	
3,602.91	863.45	17,780	300	
			22,886	22,886
			50,328	
			6,750	6,750

CAPITAL PROJECTS—Continued

Project Number, Title, Location, Description	Allowed Amount Is for Land	Plans	Constr.	Equip.
RECREATION—Continued				
History, Science and Art—Continued				
Hancock Park Development—Continued				
D. Improvement of 6th Street Border				
Reconditioning of existing plantings				
Concrete curb				
New lawns, shrubs, trees and soil improvement				
E. Improvement of Wilshire Border				
Reconditioning of existing plantings				
Concrete curb				
New lawns, shrubs, trees and soil improvement				
F. Improvement of Ogden Drive Border				
Reconditioning of existing plantings				
Concrete curb				
New lawns, shrubs, trees and soil improvement				
G. Improvement of Curson Street Border				
Reconditioning of existing plantings				
Concrete curb				
New lawns, shrubs, trees and soil improvement				
H. Professional services of Foundation engineer to determine method of fill for sump			1,000	
I. County Engineer contract services and inspection			1,000	
Total, Hancock Park Development		2,186	29,450	
Parking Lot Attendant Shelter, (4557) (2) Museum—To provide protection from weather and control of parking lot.				
A. Construct wood frame parking lot attendant shelter, including lights and heat (64 ± sq. ft.)				
B. Mechanical department services				
Total, Parking Lot Shelter				
Pit Observation Station Improvement, (4555) (3) Hancock Park—To furnish protection from the weather of scientific exhibits.				
A. Installation of 8 acrylic domes in roofs of Pit Observation Station				
B. County Engineer services and inspection				
Total, Pit Observation Station Improvement				
Various Completed Projects				
Total, History, Science and Art		2,251	130,875	

CAPITAL PROJECTS—Continued

EXPENDITURES				
Actual Prior Year 1950-51	Actual Current Year to 1-1-52	Estimated Current Year 1951-52	Requested Fiscal Year 1952-53	Allowed Fiscal Year 1952-53
			13,986	
			15,336	
			3,024	
			5,290	
			1,000	1,000
			2,300	1,000
125,033.87	9,732.83	24,600	120,900	31,636
			2,700	
			800	
			3,500	
			1,250	
			200	
			1,450	
29,767.41	7.22			
$ 197,226.80	$ 12,282.01	$ 62,680	$ 360,085	$ 133,126

CAPITAL PROJECTS—Continued

Project Number, Title, Location, Description	Allowed Amount is for Land	Plans	Constr.	Equip.
RECREATION—Continued				
Department of Parks and Recreation				
Parks and Playgrounds				
Agoura Recreation Center, (3648) (5) **Ventura Blvd., Agoura**—To provide recreational facilities easily accessible to populated area.				
A. Alterations, school building				
B. County Engineer contract services and inspection				
Total, Agoura Recreation Center				
Alondra Park, (561) (4) Prairie Avenue and Redondo Beach Boulevard—To meet demands for a large regional park in the metropolitan area.				
A. General improvements				
Lifeguard station (200 ± sq. ft.)			200	
Walk, north of pool			420	
Fencing			100	
Foot bath for pool				
Enlarge sump for drainage pump			500	
Floor safe, Community Building			50	
Basketball backstops (2)			150	
Sidewalks (4,600 ± sq. ft.)			460	
B. Parking lot improvements				
A. C. paving (31,700 ±' sq. ft.)				
Curbs and gutters (1,220 ± lin. ft.)		300	3,050	
C. Comfort station				
Toilet building and fixtures (384 ± sq. ft.)		1,000	12,000	
Cesspool (swim area)				
D. County Engineer contract services and inspection for comfort station			950	
Total, Alondra Park		**1,300**	**17,880**	
Altadena Golf Course and Park, (1594) (5) Hill Avenue and Mendocino—To develop recreational facilities in this community.				
Fencing property line between driving range and putting green (600 ± lin. ft.)		100	1,200	

CAPITAL PROJECTS—Continued

EXPENDITURES				
Actual Prior Year 1950-51	Actual Current Year to 1-1-52	Estimated Current Year 1951-52	Requested Fiscal Year 1952-53	Allowed Fiscal Year 1952-53
$	$	$	$ 11,950	$
			1,200	
		1,500	13,150	
			1,980	1,880
			6,520	3,350
			14,045	13,000
			950	950
8,650.19	318.69	2,400	23,495	19,180
23,555.95	3.09	875	1,300	1,300

CAPITAL PROJECTS—Continued

Project Number, Title, Location, Description	Allowed Amount is for Land	Plans	Constr.	Equip.
RECREATION—Continued				
Department of Parks and Recreation—Continued				
Parks and Playgrounds—Continued				
Arcadia County Park, (2434) (1) Santa Anita and Huntington Drive, Arcadia—To provide needed facilities.				
A. Comfort station				
Toilet building (192 ± sq. ft.)		400	1,536	
Plumbing fixtures			2,000	
Cesspool and septic tank			350	
County Engineer services and inspection			250	
B. Service area improvements				
Lawnmower repair shop addition (480 ± sq. ft.)		400	3,840	
County Engineer services and inspection			200	
Relocate fence (100 ± lin. ft.)			200	
Chain link fence (120 ± lin. ft. 8′)			360	
Warehouse and loading platform (960 ± sq. ft.)		700	9,840	
County Engineer contract services and inspection			600	
Truck and equipment storage building (7,040 ± sq. ft.)				
County Engineer contract services and inspection				
Yard paving (asphaltic concrete) (45,000 ± sq. ft.)		450	4,500	
County Engineer contract services and inspection			300	
C. Hardball bleachers				
Shelter over seats (4,000 ± sq. ft.)				
County Engineer contract services and inspection				
D. Wood bridges over channel in golf course				
Bridge (400 ± sq. ft.)		350	4,800	
Bridge (600 ± sq. ft.)		650	7,200	
County Engineer contract services and inspection			600	
E. General improvements				
Stainless steel sink, Concession building			700	
Shower bath alterations			1,300	
Electric service (LACO Nos. 2633 and 2634)			742	
F. Asphaltic concrete paving				
Walks, east side of bowling green (3,000 ± sq. ft.)			300	
Parking area (7,500 ± sq. ft.)			750	
Bath house area (3,500 ± sq. ft.)			350	
Total, Arcadia County Park		**2,950**	**40,718**	

CAPITAL PROJECTS—Continued

EXPENDITURES				
Actual Prior Year 1950-51	Actual Current Year to 1-1-52	Estimated Current Year 1951-52	Requested Fiscal Year 1952-53	Allowed Fiscal Year 1952-53
			4,536	4,536
			68,330	21,390
			26,815	
			13,600	13,600
			2,742	2,742
			1,400	1,400
9,406.75			117,423	43,668

CAPITAL PROJECTS—Continued

Project Number, Title, Location, Description	Allowed Amount is for Land	Plans	Constr.	Equip.
RECREATION—Continued				
Department of Parks and Recreation—Continued				
Parks and Playgrounds—Continued				
Artesia Park, (1215) (1) Artesia Avenue and Orangethorpe Road, Artesia—To meet the need of a developing community for recreational facilities.				
A. Aluminum activity building (600 ± sq. ft.)				
B. County Engineer contract services and inspection for activity building				
C. Concrete walks (23,400 lin. ft.)				
D. County Engineer contract services and inspection for walks				
E. Fence (300 lin. ft. 4')				
Total, Artesia Park				
Athens Park, (1218) (4) 124th and South Broadway—To meet the requirements of a newly populated area, having no recreational facilities.				
A. General improvements				
Walks, Community Building				
Park signs				
Cupboard in field house				
Fencing, tots area (300 ± lin. ft.)				
Sandbox and pergola				
Fencing, service area (360 ± lin. ft.)				
Skating rink (5,000 ± sq. ft.)				
Floodlight pole (30 ft. high, 4 lights)				
Picnic shelter (720 ± sq. ft.)				
Combination stove and sink (2)				
B. County Engineer contract services and inspection				
Total, Athens Park				
Atlantic Avenue Park, (563) (1) Sixth Street and Atlantic Avenue, Belvedere—To provide needed facilities for complete use of the park.				
A. A. C. paving (4,800 ± sq. ft.)				
B. Park signs				
Total, Atlantic Avenue Park				

CAPITAL PROJECTS—Continued

EXPENDITURES				
Actual Prior Year 1950-51	Actual Current Year to 1-1-52	Estimated Current Year 1951-52	Requested Fiscal Year 1952-53	Allowed Fiscal Year 1952-53
			5,200	
			300	
			7,520	
			700	
			450	
6,258.51	231.53	350	**14,170**	
			13,150	
			375	
1,400.39			**13,525**	
			480	
			225	
79.49			**705**	

CAPITAL PROJECTS—Continued

Project Number, Title, Location, Description	Allowed Amount is for Land	Plans	Constr.	Equip.
RECREATION—Continued				
Department of Parks and Recreation—Continued				
Parks and Playgrounds—Continued				
Avalon-Sepulveda Park, (2515) (4) Main and 224th Street, Wilmington—To provide initial park facilities for a rapidly developing community.				
A. Service facilities				
Service building (1,000 ± sq. ft.)				
Chain link fence (240 ± lin. ft. 8')				
B. County Engineer contract services and inspection for Service Building				
C. Landscaping, Park area				
D. Aluminum Crafts building (1,200 ± sq. ft.)				
E. Paving				
Walks (2,350 ± lin. ft.)				
Curbing (2,300 ± lin. ft.)				
F. Park signs (2)				
G. Sprinkler system				
Total, Avalon-Sepulveda Park				
Bassett Park, (3126) (1) Vineland and Temple Avenue—A cooperative development, with Bassett Elementary School, a fast developing district.				
A. General improvements				
Flagpole				
Drinking fountains				
Park signs				
Lighting, Director's Building area				
B. Curbs and gutters (430 ± lin. ft.)				
C. County Engineer services and inspection for curbing				
D. Parking lot paving				
A. C. paving (20,000 ± sq. ft.)				
Curbing (500 ± lin. ft.)				
E. County Engineer services and inspection for paving				
Total, Bassett Park				

CAPITAL PROJECTS—Continued

EXPENDITURES				
Actual Prior Year 1950-51	Actual Current Year to 1-1-52	Estimated Current Year 1951-52	Requested Fiscal Year 1952-53	Allowed Fiscal Year 1952-53
			9,220	
			650	
			500	
			5,500	
			7,180	
			450	
			10,100	
13,452.20			33,600	
			2,050	
			1,275	
			150	
			2,900	
			300	
2,303.90			6,675	

CAPITAL PROJECTS—Continued

Project Number, Title, Location, Description	Allowed Amount is for Land	Plans	Constr.	Equip.
RECREATION—Continued				
Department of Parks and Recreation—Continued				
Parks and Playgrounds—Continued				
Bell Gardens Park (780) (1) Florence Avenue and Perry Road— To complete development of park in a rapidly growing community having inadequate recreational facilities.				
General improvements				
Move building				
New foundation				
Connect sewer				
Light connections				
Shelving in Service Building				
Merry-go-round				
Park signs (2)				
Gas line to Service Building				
Total, Bell Gardens Park				
Belvedere Park, (922) (1) Brooklyn Avenue, Belvedere District— To provide additional recreational facilities in a heavily populated area.				
A. Acoustical treatment, Community Building				
B. County Engineer services and inspection for acoustical treatment				
C. Community Building improvements				
Walks				
Walk lighting				
Floor safe				
Drain pipe, north of building (400 ± lin. ft.)				
Concrete wall (150 ± lin. ft.)				
Catch basins (6)				
D. General improvements				
Hand rails near pool (2 sets)				
Curbs and gutters				
Walks				
Concrete retaining wall (150 ± lin. ft.)				
Park signs (2)				
Walk lights at north entrance				
Basketball backboard				
Merry-go-round				
Total, Belvedere Park				

CAPITAL PROJECTS—Continued

EXPENDITURES				
Actual Prior Year 1950-51	Actual Current Year to 1-1-52	Estimated Current Year 1951-52	Requested Fiscal Year 1952-53	Allowed Fiscal Year 1952-53
			1,402	
5,341.17		500	1,402	
			4,400	
			300	
			2,525	
			3,970	
633.77	150.97	1,650	11,195	

CAPITAL PROJECTS—Continued

Project Number, Title, Location, Description	Allowed Amount is for Land	Plans	Constr.	Equip.
RECREATION—Continued				
Department of Parks and Recreation—Continued				
Parks and Playgrounds—Continued				
Biscailuz Center Recreation Area (3583) (1)—To provide for the improvement of substandard lands for development of a large needed recreation area.				
A. Road paving			4,000	
B. Fencing			1,000	
C. Water line and fire protection installation				
D. County Engineer services and inspection for 1951-52 contract			500	
Total, Biscailuz Center Recreation Area			5,500	
City Terrace Park, (564) (1) 1127 Hazard Street—To provide additional facilities in a park registering heavy attendance.				
A. General improvements				
Play area				
Director's building				
Play apparatus				
Drinking fountains				
Park signs				
Chain link fence, tots area				
B. A. C. paving, roadway (1,600 ± sq. ft.)				
C. Concrete stairway and platform				
D. County Engineer services and inspection for stairway and platform				
E. A. C. paving				
Walks and driveways (2,500 ± sq. ft.)				
Redwood edge (4,000 ± lin. ft.)				
Total, City Terrace Park				
Crescenta Valley Park, (919) (5) Honolulu, New York, and Dunsmuir Avenues—To preserve a natural picnic spot for regional recreational activities.				
Playground apparatus				
Two sets swings (3 ea.)			250	
Tetherball court			110	
Small slide			150	
Merry-go-round			350	
Total, Crescenta Valley Park			860	
Dexter Park, (565) (5) Kagel Canyon, San Fernando—To provide adequate recreational facilities; heavy attendance for a rural park.				
A. Hand railing to Club Building			750	
B. Road and parking lot paving			800	
Total, Dexter Park			1,550	

CAPITAL PROJECTS—Continued

EXPENDITURES				
Actual Prior Year 1950-51	Actual Current Year to 1-1-52	Estimated Current Year 1951-52	Requested Fiscal Year 1952-53	Allowed Fiscal Year 1952-53
			8,000	4,000
			5,000	1,000
			8,000	
			2,000	500
1,479.30	153.22	75,000	23,000	5,500
			5,100	
			1,600	
			1,950	
			300	
			3,500	
5,056.56	297.51	540	12,450	
			860	860
4,237.28			860	860
			750	750
			800	800
1,541.34		500	1,550	1,550

CAPITAL PROJECTS—Continued

Project Number, Title, Location, Description	Allowed Amount is for Land	Plans	Constr.	Equip.
RECREATION—Continued				
Department of Parks and Recreation—Continued				
Parks and Playgrounds—Continued				
Duarte Park, (3141) (1) Buena Vista Avenue—Initial development to provide recreational facilities in this community.				
A. Paving				
Curbs and gutters				
A. C. paving (30,400 ± sq. ft.)				
B. County Engineer contract services and inspection for paving				
C. Retaining wall and gutter (1,420 ± lin. ft. 2')				
D. County Engineer contract services and inspection for retaining wall				
E. General improvements				
Electrical connection, Service Building				
A. C. driveway, street to Service Building				
A. C. paving, basketball court				
Redwood stops for backboard				
Walk lights around Director's Office				
Lights, play area				
Sewer connection (250 ± lin. ft.)				
Drinking fountains				
Park sign				
Total, Duarte Park				
East Los Angeles Park, (923) (1) Telegraph Road—To meet the recreational needs of a large and growing population.				
A. Lighting				
Walks				
Play area				
B. Recondition park signs				
C. Service area				
Shelving, Service Building				
Gas installation (500 ± lin. ft.)				
Total, East Los Angeles Park				

CAPITAL PROJECTS—Continued

EXPENDITURES				
Actual Prior Year 1950-51	Actual Current Year to 1-1-52	Estimated Current Year 1951-52	Requested Fiscal Year 1952-53	Allowed Fiscal Year 1952-53
			10,860	
			800	
			6,180	
			400	
			3,480	
30,975.04	177.44	550	21,720	
			3,850	
			450	
			850	
5,930.67	226.97	725	5,150	

CAPITAL PROJECTS—Continued

Project Number, Title, Location, Description	Allowed Amount is for Land	Plans	Constr.	Equip.
RECREATION—Continued				
Department of Parks and Recreation—Continued				
Parks and Playgrounds—Continued				
East Montebello Park, (1208) (1) 330 North Orange Street, Montebello—To provide recreational facilities for suburban community.				
A. Community Building improvements				
Acoustical treatment				
Floor safe				
B. County Engineer services and inspection for Community Building				
C. General Development				
Basketball backstops (2)				
Tetherball court				
Lighting				
Park signs				
Walks				
Electrical connections to Service Building and yard				
Total, East Montebello Park				
Eaton Canyon Park, (1987) (5) East Pasadena—To provide rustic park with varied recreational activities adjacent to densely populated area.				
A. Development plan		1,500		
B. Grading		750	7,500	
C. County Engineer services and inspection for 1951-52 contract				
Total, Eaton Canyon Park		2,250	7,500	
El Nido Park, (3912) (4) 182nd Street and West of Kingsdale Avenue—To meet the requirements of a newly populated area, having no recreational facilities.				
A. Grading				
B. Water lines extension				
C. Combination toilet building and office				
Total, El Nido Park				
Enterprise Park, (3140) (4) Adjacent to Enterprise Elementary School—To coordinate a park and school development.				
General improvements				
Tetherball court (2)				
Bleachers				
Park signs (2)				
Drinking fountains (2)				
Fencing, tots area				
Combination court (3,696 ± sq. ft.)				
Total, Enterprise Park				

CAPITAL PROJECTS—Continued

EXPENDITURES				
Actual Prior Year 1950-51	Actual Current Year to 1-1-52	Estimated Current Year 1951-52	Requested Fiscal Year 1952-53	Allowed Fiscal Year 1952-53
			4,475	
			300	
			4,485	
7,675.66	111.24	750	9,260	
			1,500	1,500
			8,250	8,250
			400	
542.38	180.85	1,000	10,150	9,750
			1,500	
			1,200	
			13,300	
16,417.20	51.76	450	16,000	
			4,028	
10,268.31	259.40	350	4,028	

CAPITAL PROJECTS—Continued

Project Number, Title, Location, Description	Allowed Amount is for Land	Plans	Constr.	Equip.
RECREATION—Continued				
Department of Parks and Recreation—Continued				
Parks and Playgrounds—Continued				
General Charles S. Farnsworth Park, (1426) (5) Lake and Mountain Avenue, Altadena—To increase recreational facilities.				
A. Septic tank and leaching beds		100	500	
B. County Engineer services and inspection for septic tank and leaching beds			100	
C. Outdoor Theatre lighting				
Underground service and remodel stage and house lighting			2,500	
Aisle lights and stage spotlights			1,000	
Total, General Charles S. Farnsworth Park		**100**	**4,100**	
Garvey Memorial Recreation Center, (675) (1) Emerson Place and Kilbourne Avenue, Wilmar District—To provide recreational facilities; no other park in this vicinity.				
A. General improvements				
Sewer connection, baseball area toilet (100 ± lin. ft.)			400	
Street repair			100	
Rest room sewer			525	
Chain link fence (40 ± lin. ft. 8')			120	
Hand railing (120 ± lin. ft.)				
Chain link fence, baseball field		50	200	
County Engineer services and inspection for fence			50	
B. Community Building improvements				
Paving (5,800 ± sq. ft.)		150	1,160	
Curbing (480 ± lin. ft.)				
Approach		50	350	
Floor safe			150	
C. Bath house dressing rooms, men's and women's		4,500	45,000	
D. Acoustical treatment, Community Building		100	4,000	
Total, Garvey Memorial Park		**4,850**	**52,055**	

CAPITAL PROJECTS—Continued

EXPENDITURES				
Actual Prior Year 1950-51	Actual Current Year to 1-1-52	Estimated Current Year 1951-52	Requested Fiscal Year 1952-53	Allowed Fiscal Year 1952-53
			600	600
			100	100
			3,500	3,500
852.84			**4,200**	**4,200**
			2,655	1,445
			3,650	1,860
			49,500	49,500
			4,400	4,100
5,064.97	26.32	2,860	**60,205**	**56,905**

CAPITAL PROJECTS—Continued

Project Number, Title, Location, Description	Allowed Amount is for Land	Plans	Constr.	Equip.
RECREATION—Continued				
Department of Parks and Recreation—Continued				
Parks and Playgrounds—Continued				
Imperial Park, (3657) (1) Reeves Avenue and Imperial Boulevard—To provide recreational facilities in a rapidly growing area.				
A. A. C. paving adjacent school (28,800 ± sq. ft.)				
B. County Engineer contract services and inspection for paving				
C. Lighting completion				
D. County Engineer services and inspection for lighting				
E. Standard bleachers				
F. Utilities, service to Community Building and picnic shelter				
Sewer line (225 ± lin. ft.)				
Gas line (1¼" pipe) (225 ± lin. ft.)				
Water line (2" service) (150 ± lin. ft.)				
G. County Engineer services and inspection for utilities service				
Total, Imperial Park				
Jane Reynolds Park, (662) (5) Elm and J Streets, Lancaster—To provide recreational facilities for a community which has no other existing formal park development.				
Recreation Building electrical alterations				
Furnace room safety fire door				
Total, Jane Reynolds Park				

CAPITAL PROJECTS—Continued

EXPENDITURES				
Actual Prior Year 1950-51	Actual Current Year to 1-1-52	Estimated Current Year 1951-52	Requested Fiscal Year 1952-53	Allowed Fiscal Year 1952-53
			5,800	
			650	
			2,000	
			200	
			3,400	
			1,412	
			100	
7,092.80			13,562	
			500	
			350	
2,012.64		1,600	850	

CAPITAL PROJECTS—Continued

Project Number, Title, Location, Description	Allowed Amount is for Land	Plans	Constr.	Equip.
RECREATION—Continued				
Department of Parks and Recreation—Continued				
Parks and Playgrounds—Continued				
Ladera Park, (588) (4) Slauson Avenue and Ladera Park Drive—To provide additional facilities for one of the most used areas in the County Park System.				
A. Construct picnic shelter				
B. Picnic shelter alterations				
Cement slab (2,016 ± sq. ft.)				
Reroofing				
Replace posts (6)				
Post straps (24 pairs)				
C. General improvements				
Fire circle slab				
Concrete slab, Community Building				
Concrete steps, with risers, Ladera Place (2 sets)				
Retaining wall, west boundary (60 ± lin. ft. 3')				
Walks (600 ± sq. ft.)				
A. C. paving, tetherball courts (1,020 ± sq. ft.)				
Electrical service, Service Building				
Storage cabinet, Recreation Building (112 ± sq. ft.)				
D. Chain link fence (210 ± lin. ft. 7')				
E. County Engineer services and inspection for fence				
F. Resurfacing, tennis court (7,200 ± sq. ft.)				
G. County Engineer services and inspection for resurfacing				
Total, Ladera Park				
Laguna Park, (733) (1) 939 South Ditman Avenue, East Los Angeles—To provide needed facilities in this heavily populated area.				
A. Playground improvements				
Lighting				
Basketball backboards (2)				
B. Community Building improvements				
Acoustical treatment				
Floor safe				
C. County Engineer services and inspection for Community Building				
D. General improvements				
Drain pipe, north of Community Building (400 ± lin. ft.)				
Catch basins (8)				
Walks, Director's Building to street				
Park signs				
Total Laguna Park				

CAPITAL PROJECTS—Continued

EXPENDITURES				
Actual Prior Year 1950-51	Actual Current Year to 1-1-52	Estimated Current Year 1951-52	Requested Fiscal Year 1952-53	Allowed Fiscal Year 1952-53
			5,500	
			1,810	
			2,980	
			830	
			200	
			4,000	
			400	
2,706.63	108.71	250	15,720	
			3,550	
			4,475	
			300	
			1,450	
2,101.86			9,775	

CAPITAL PROJECTS—Continued

Project Number, Title, Location, Description	Allowed Amount is for Land	Plans	Constr.	Equip.
RECREATION—Continued				
Department of Parks and Recreation—Continued				
Parks and Playgrounds—Continued				
Lakeland Park, (4593) (1) Lakeland and Pioneer—To provide needed recreational facilities.				
Initial development				
Lakewood-Pan American Park, (1211) (1) Lakewood Village—To provide additional recreational facilities.				
A. Improvements				
Curbs and gutters (300 ± lin. ft.)				
Sprinkler system				
B. Floor safe, Community Building				
C. County Engineer services and inspection				
Total, Lakewood Pan-American Park				
Lambert Park (Formerly Ranchito Park), (2586) (1) North El Monte—To provide recreational facilities.				
A. Lighting				
Walk lights, steel standards				
Walk lights, wood standards				
Play area, steel standards				
Play area, wood standards				
B. A. C. paving, parking lot (7,200 ± sq. ft.)				
C. County Engineer services and inspection for paving				
D. General improvements				
New concrete floor and footing				
Raise building				
Concrete slab (576 ± sq. ft.)				
Corrugated iron roof				
Curb and base				
Chain link fence (300 ± lin. ft.)				
Curbs and gutters (600 ± lin. ft.)				
Park signs (2)				
Tetherball courts (2)				
Total, Lambert Park				

CAPITAL PROJECTS—Continued

EXPENDITURES				
Actual Prior Year 1950-51	Actual Current Year to 1-1-52	Estimated Current Year 1951-52	Requested Fiscal Year 1952-53	Allowed Fiscal Year 1952-53
			5,500	
			4,110	
			75	
			250	
3,559.74			4,435	
			2,950	
			1,540	
			500	
			3,715	
5,025.31	207.84	250	8,705	

CAPITAL PROJECTS—Continued

Project Number, Title, Location, Description	Allowed Amount is for Land	Plans	Constr.	Equip.
RECREATION—Continued				
Department of Parks and Recreation—Continued				
Parks and Playgrounds—Continued				
La Puente Park, (921) (1) Puente District—To provide recreational facilities for a community which has no other formal park development.				
A. Community Building improvements				
Acoustical treatment (4,820 ± sq. ft.)				
Floor safe				
B. County Engineer services and inspection for Community Building				
C. General improvements				
Cement walks around Community Building (4,820 ± sq. ft.)				
Chain link fence extension at baseball field (80 ± lin. ft. 8′)				
Basketball backboard				
Park signs				
Total, La Puente Park				
Lawndale Community Center Park, (834) (4) Lawndale—Park site needed close to present community center; Alondra Park is four miles away.				
Community Building improvements				
Park sign				
Floor safe				
Total, Lawndale Community Center				

CAPITAL PROJECTS—Continued

EXPENDITURES				
Actual Prior Year 1950-51	Actual Current Year to 1-1-52	Estimated Current Year 1951-52	Requested Fiscal Year 1952-53	Allowed Fiscal Year 1952-53
			4,375	
			200	
			2,511	
1,728.21	33.82	150	7,086	
			300	
101.97			300	

CAPITAL PROJECTS—Continued

Project Number, Title, Location, Description	Allowed Amount is for Land	Plans	Constr.	Equip.
RECREATION—Continued				
Department of Parks and Recreation—Continued				
Parks and Playgrounds—Continued				
Lennox Park, (1220) (4) Lennox and Gordon—To provide needed facilities in an ever increasing area.				
Land acquisition				
A. Service building				
Type V construction (1,000 ± sq. ft.)				
Fence (120 ± lin. ft.)				
B. County Engineer contract services and inspection for Service building				
C. Playground improvements				
A. C. paving, basketball court and softball bleachers				
Tetherball post and asphalt court (2)				
Horseshoe courts (2)				
Sand box and pergola				
Fencing, tots area				
D. General improvements				
Chain link fence with 3 gates, south end of park				
Landscaping and sprinkler system				
Water line (250 ± lin. ft.)				
Park signs (2)				
Sidewalks (1,840 ± sq. ft.)				
Driveways (260 ± sq. ft.)				
Total, Lennox Park				
Live Oak Park, (4595) (1) South of Live Oak Avenue and East of Baldwin Avenue—To provide initial facilities to meet the recreational requirements of the community.				
General improvements				
Install pipe line (200 ± lin. ft.)				
Street repairs				
Park signs (2)				
Bleachers, 2 sections				
Total, Live Oak Park				
Lomita Park, (774) (4) 24428 Eshelman Street, Lomita—To provide additional facilities to insure increased use of the park.				
General improvements				
A. C. paving, off street parking (6,800 ± sq. ft.)				
Volleyball standards				
Total, Lomita Park				

CAPITAL PROJECTS—Continued

EXPENDITURES				
Actual Prior Year 1950-51	Actual Current Year to 1-1-52	Estimated Current Year 1951-52	Requested Fiscal Year 1952-53	Allowed Fiscal Year 1952-53
			20,000	
			9,250	
			650	
			1,480	
			4,301	
6,366.16	116.61	500	35,681	
			2,500	
		3,700	2,500	
			780	
5,780.98			780	

CAPITAL PROJECTS—Continued

Project Number, Title, Location, Description	Allowed Amount is for Land	Plans	Constr.	Equip.
RECREATION—Continued				
Department of Parks and Recreation—Continued				
Parks and Playgrounds—Continued				
Maintenance Center, Western Area, (3786) (4) Alondra Park—to provide maintenance headquarters to serve all parks in the western area.				
A. Shop maintenance building (1,200 ± sq. ft.)				
B. County Engineer contract services and inspection				
Total, Maintenance Center, Western Area, Alondra Park				
Malibu Recreation Area, (4594) (4) 101 Highway at Malibu Creek—To provide recreation facilities and small craft harbor on a regional basis.				
A. Initial development plans		1,500		
B. Access road				
Total, Malibu Recreation		**1,500**		
Mayfair Park, (2638) (1) Between Clark and Fedler Avenues, South of South Street, Lakewood Area—To provide needed facilities in the "boom" center of a great development.				
A. Access over Los Cerritos Channel				
2 wood bridges (400 ± sq. ft. ea.)				
Connecting walks (3,300 ± sq. ft.)				
B. General improvements				
Concrete slab, Director's Building (800 ± sq. ft.)				
Walks (600 ± sq. ft.)				
Chain link fence, tot's area				
Water meter				
Park sign				
Slide (8 ± ft.)				
Jungle Jim				
Small swing				
Sand box				
Total, Mayfair Park				

CAPITAL PROJECTS—Continued

EXPENDITURES				
Actual Prior Year 1950-51	Actual Current Year to 1-1-52	Estimated Current Year 1951-52	Requested Fiscal Year 1952-53	Allowed Fiscal Year 1952-53
			11,800	
			700	
			12,500	
			1,500	1,500
			8,800	
			10,300	**1,500**
			8,690	
			2,580	
7,170.40		7,000	11,270	

CAPITAL PROJECTS—Continued

Project Number, Title, Location, Description	Allowed Amount is for Land	Plans	Constr.	Equip.
RECREATION—Continued				
Department of Parks and Recreation—Continued				
Parks and Playgrounds—Continued				
Mona Park, (3139) (4) Mona Boulevard and 121 Street—To provide needed facilities to be used as a cooperative park development with the Mona Elementary School.				
A. Grading, Community Building area (1,000 ± sq. ft.)				
B. County Engineer services and inspection for grading				
C. Walks around Community Building (6,500 ± sq. ft.)				
D. County Engineer services and inspection for walks				
E. General improvements				
Fencing tot's area				
Flood lighting, play area				
Bleachers—2 sections				
Floor safe, Community Building				
Park sign				
Total, Mona Park				
Mountain View, (2588) (1) Elliott Avenue and Maxson Drive, West El Monte—To provide needed recreational facilities in this new, rapidly developing area.				
A. Lighting				
Walk lights, steel standards				
Walk lights, wood standards				
Play area lights, steel standards				
Play area lights, wood standards				
B. Chain link fence, tot's area (300 ± lin. ft. 4')				
Total, Mountain View Park				
H. M. Newhall Memorial Park, (2442) (5) Adjoining the William S. Hart Union High School Site—To provide recreational facilities in an urban community; 13 miles from the nearest facility.				
A. Flood control improvements				
Grading, unimproved area				
Flood control channel (13,500 ± sq. ft.)				
B. General improvements				
Floor safe in Community Building				
Swimming pool filter alterations				
C. Play apparatus for tot's area				
Total, H. M. Newhall Park				

CAPITAL PROJECTS—Continued

EXPENDITURES				
Actual Prior Year 1950-51	Actual Current Year to 1-1-52	Estimated Current Year 1951-52	Requested Fiscal Year 1952-53	Allowed Fiscal Year 1952-53
			2,000	
			200	
			2,050	
			150	
			3,325	
11,375.34	**38.39**	**150**	**7,725**	
			2,950	
			450	
5,799.70		**1,300**	**3,400**	
			4,025	
			675	
			400	
6,798.05			**5,100**	

CAPITAL PROJECTS—Continued

Project Number, Title, Location, Description	Allowed Amount is for Land	Plans	Constr.	Equip.
RECREATION—Continued				
Department of Parks and Recreation—Continued				
Parks and Playgrounds—Continued				
111th and Van Ness Playground (4123) (4)—To improve submarginal ground for a much needed play area.				
A. Drainage improvements				
Storm drain, Armco 48" 12 gauge (225 ± lin. ft.)				
Cupplers (12)				
B. General improvements				
Landscaping				
Sprinkler system				
C. Play apparatus				
Total, 111th and Van Ness Playground				
Palmdale Park No. 2, (667) (5) Adjoining High School, Palmdale—To provide needed facilities.				
A. Parking area paving and curbing				
B. County Engineer services and inspection				
Total, Palmdale Park				
Paramount Park (1209) (1) Paramount Blvd. Clearwater—To meet the recreational requirements of the Community.				
Play area improvements				
Merry-go-round				
Sandbox and pergola				
Floodlighting				
Shelves in metal building				
Total, Paramount Park				

CAPITAL PROJECTS—Continued

EXPENDITURES				
Actual Prior Year 1950-51	Actual Current Year to 1-1-52	Estimated Current Year 1951-52	Requested Fiscal Year 1952-53	Allowed Fiscal Year 1952-53
			2,364	
			3,600	
			600	
		900	6,564	
			2,100	
			200	
2,419.73			2,300	
			2,150	
122.47			2,150	

CAPITAL PROJECTS—Continued

Project Number, Title, Location, Description	Allowed Amount is for Land	Plans	Constr.	Equip.
RECREATION—Continued				
Department of Parks and Recreation—Continued				
Parks and Playgrounds—Continued				
Plummer Park, (437) (3) 7377 Santa Monica Boulevard, Hollywood—To provide recreational facilities in a densely populated area.				
A. General improvements				
Vent fan, Kitchen Building			60	
Floodlight, Community Building			250	
Additional lighting, Plummer Lane at Vista Street entrance			250	
Lighting, formal garden walks			1,500	
Fountain pump and motor connections			300	
Contractors and controls, coin meter operation of 4 courts			300	
Floor safe, Community Building			75	
B. Resurfacing and lighting, tennis courts		800	8,000	
C. County Engineer contract service and inspection for tennis courts			400	
D. Santa Monica Blvd. sign		100	1,000	
E. County Engineer services and inspection for sign			50	
Total, Plummer Park		**900**	**12,185**	
Puddingstone Recreation Area (4355) (1)—To provide lakeside recreational area for all of Los Angeles County.				
A. General development				
Toilet building and disposal			7,500	
Grading roads, parking area, etc.			4,000	
B. Purchase of water				
Total, Puddingstone Recreation Area			**11,500**	
Repetto Park, (1592) (1) Between First and Second Streets, East of Fetterly, Belvedere Gardens—To provide needed facilities for recreation in an overpopulated area.				
Concrete retaining wall, to protect private property (40 ± lin. ft.)				
Rincon Park, (4646) (1) Rose Hedge Dr. at Broadway—To meet the recreational requirements of the community.				
Pedestrian access and drainage control				
4′ vertical gutter, 18′ parking section and 1′ gutter (780 ± lin. ft.)				
6′ walk (780 ± lin. ft.)				
Total, Rincon Park				

CAPITAL PROJECTS—Continued

EXPENDITURES				
Actual Prior Year 1950-51	Actual Current Year to 1-1-52	Estimated Current Year 1951-52	Requested Fiscal Year 1952-53	Allowed Fiscal Year 1952-53
			2,735	2,735
			8,800	8,800
			400	400
			3,500	1,100
			250	50
8,355.31		440	15,685	13,085
			11,500	11,500
			25,000	
		10,000	36,500	11,500
10,394.52			320	
			9,706	
			9,706	

CAPITAL PROJECTS—Continued

Project Number, Title, Location, Description	Allowed Amount is for Land	Plans	Constr.	Equip.
RECREATION—Continued				
Department of Parks and Recreation—Continued				
Parks and Playgrounds—Continued				
Roadside Tree Division, Eastern Service Headquarters, (3408) (1) East Los Angeles Park—To centralize maintenance, service and supply operations.				
A. Aluminum garage building (1,064 ± sq. ft.)		500	5,320	
B. County Engineer contract services and inspection			250	
Total, Roadside Tree Division, Eastern Service Headquarters		**500**	**5,570**	
Roadside Tree Division, Southeastern Service Headquarters, (4645) (1) Paramount Park—To centralize maintenance, service and supply operations.				
A. Aluminum garage building (1,064 sq. ft.)		500	5,320	
B. County Engineer contract services and inspection			250	
Total, Roadside Tree Division		**500**	**5,570**	
Roadside Tree Division, Southwest Service Headquarters, (4122) (4) Athens Park—To centralize maintenance, service and supply operations.				
A. Aluminum garage (1,064 ± sq. ft.)		500	5,320	
B. County Engineer contract services and inspection			250	
Total, Roadside Tree Division, Southwest Service Headquarters		**500**	**5,570**	

CAPITAL PROJECTS—Continued

EXPENDITURES				
Actual Prior Year 1950-51	Actual Current Year to 1-1-52	Estimated Current Year 1951-52	Requested Fiscal Year 1952-53	Allowed Fiscal Year 1952-53
			5,820	5,820
			250	250
			6,070	**6,070**
			5,820	5,820
			250	250
			6,070	**6,070**
			5,820	5,820
			250	250
			6,070	**6,070**

CAPITAL PROJECTS—Continued

Project Number, Title, Location, Description	Allowed Amount is for Land	Plans	Constr.	Equip.
RECREATION—Continued				
Department of Parks and Recreation—Continued				
Parks and Playgrounds—Continued				
Franklin D. Roosevelt Park, (657) (2) 7600 Graham Avenue—To provide needed facilities to meet the needs of a rapidly growing community.				
A. Type V Senior Citizens Building (1,800 ± sq. ft.)				
B. County Engineer contract services and inspection for Senior Citizens Building				
C. Lighting				
South end of park				
North end of park				
D. Driveways and walks				
Walks (1,000 ± sq. ft.)				
Walks around Loan Building (2,100 ± sq. ft.)				
Driveway (1,120 ± sq. ft.)				
E. General improvements				
Basketball backboards for gym (2)				
Reset pole in softball field				
Softball field lighting				
Drinking fountains				
Cupboard (64 ± sq. ft.)				
Brick fire ring				
Storage under stage				
F. Lattice shelter (600 ± sq. ft.)				
G. Landscaping—Trees, south end of park				
H. Sprinkler system for hardball field				
Total, Franklin D. Roosevelt Park				

CAPITAL PROJECTS—Continued

EXPENDITURES				
Actual Prior Year 1950-51	Actual Current Year to 1-1-52	Estimated Current Year 1951-52	Requested Fiscal Year 1952-53	Allowed Fiscal Year 1952-53
			11,550	
			500	
			3,750	
			1,378	
			3,130	
			2,400	
			3,150	
			2,940	
5,763.72			28,798	

CAPITAL PROJECTS—Continued

Project Number, Title, Location, Description	Allowed Amount is for Land	Plans	Constr.	Equip.
RECREATION—Continued				
Department of Parks and Recreation—Continued				
Parks and Playgrounds—Continued				
Rosemead Park, (1216) (1) West El Monte Area, Rosemead Boulevard—To provide needed recreational facilities in a heavily populated area.				
A. Encinitas Street entrance improvements				
Walks (12,600 ± sq. ft.)				
Curbs and gutters (400 ± lin. ft.)				
B. County Engineer contract services and inspection for Encinitas Street entrance				
C. Parking lot improvements				
A. C. paving (33,000 ± sq. ft.)				
Wood bumpers (1,000 ± lin. ft.)				
Curbing (500 ± lin. ft.)				
D. County Engineer contract services and inspection for parking lot				
E. Lighting				
Skating rink				
Director's Building				
Service yard				
Electrical service, Service Building				
F. General improvements				
Park signs (2)				
Drinking fountains (4)				
Total, Rosemead Park				
Rosewood Park, (3150) (1) Eastland Avenue and Harbor Street, East Los Angeles District—To provide needed facilities to an isolated section.				
A. Concrete skating rink				
B. County Engineer services and inspection for skating rink				
C. General improvements				
Park signs (2)				
Shelving in Service Building				
Electrical service, Service Building				
Total, Rosewook Park				

CAPITAL PROJECTS—Continued

EXPENDITURES				
Actual Prior Year 1950-51	Actual Current Year to 1-1-52	Estimated Current Year 1951-52	Requested Fiscal Year 1952-53	Allowed Fiscal Year 1952-53
			5.280	
			400	
			6.650	
			500	
			2.060	
			650	
9,603.57	174.74	850	15,540	
			3.200	
			450	
			710	
6,959.46			4,360	

CAPITAL PROJECTS—Continued

Project Number, Title, Location, Description	Allowed Amount is for Land	Plans	Constr.	Equip.
RECREATION—Continued				
Department of Parks and Recreation—Continued				
Parks and Playgrounds—Continued				
San Dimas Canyon Park, (567) (1) One-Half Mile North of Foothill Boulevard—To provide needed recreational facilities.				
A. Type V Service Building (792 ± sq. ft.)				
B. County Engineer contract services and inspection for Service Building				
C. Storage tank (33,000 ± gal.)		350	3,500	
D. County Engineer service and inspection for storage tank			200	
E. 4" steel pipe water line from reservoir (1,700 ± lin. ft.)		500	5,100	
F. County Engineer contract services and inspection for water line			250	
G. General improvements				
Concrete retaining wall, camping area (170 ± lin. ft. 3')				
Walk (210 ± sq. ft.)			63	
1" gas line (80 ± lin. ft.)			120	
Street patching			100	
Swings				
Culvert (60 ± lin. ft.)			360	
H. Lighting, picnic area and walks				
Total, San Dimas Canyon Park		850	9,693	
John S. Simms Park, (920) (1) Between Oak and Flower Street, Bellflower—To provide additional recreational facilities.				
A. Service yard improvements				
A. C. driveway (2,700 ± sq. ft.)				
A. C. approach (150 ± sq. ft.)				
Chain link fence (380 ± lin. ft. 8')				
B. County Engineer services and inspection for service yard improvements				
C. General improvements				
Floor safe in Community Building				
Walk lights				
Total, John S. Simms Park				

CAPITAL PROJECTS—Continued

EXPENDITURES				
Actual Prior Year 1950-51	Actual Current Year to 1-1-52	Estimated Current Year 1951-52	Requested Fiscal Year 1952-53	Allowed Fiscal Year 1952-53
			5,402	
			500	
			3,850	3,850
			200	200
			5,600	5,600
			500	250
			1,623	643
			3,450	
5,322.13	274.11	700	21,125	10,543
			2,895	
			150	
			1,075	
3,531.07		325	4,120	

CAPITAL PROJECTS—Continued

Project Number, Title, Location, Description	Allowed Amount is for Land	Plans	Constr.	Equip.
RECREATION—Continued				
Department of Parks and Recreation—Continued				
Parks and Playgrounds—Continued				
Sportsman's Park, (2598) (2) Century Boulevard and Western Avenue—To provide recreational facilities.				
A. Playground improvements				
Merry-go-round				
Swings				
Tetherball courts (2)				
Basketball standard, extended type (2)				
A. C. paving, combination court (7,200 ± sq. ft.)				
Concrete footing for bleachers				
Raise chain link fence 4 feet, hardball diamond (260 ± lin. ft.)				
B. Fencing				
Chain link fence, play area (140 ± lin. ft. 4')				
Redwood fence, casting pool (160 ± lin. ft. 8')				
Chain link fence, casting pool (450 ± lin. ft. 6')				
C. Skating rink (600 ± sq. ft.)				
D. Retaining wall, Century Blvd. (750 ± lin. ft. 6')				
E. County Engineer contract services and inspection for retaining wall				
F. Grading and landscaping, ballfield and vicinity (5 ± acres)				
G. County Engineer contract services and inspection for grading and landscaping				
H. Pistol range				
Telephone poles and sheet iron protection				
Added earth embankment				
I. Archery range				
J. Picnic shelters, enclose 3 sides (1,500 ± sq. ft.)				
K. County Engineer contract services and inspection for picnic shelters				
L. Toilet building				
M. County Engineer contract services and inspection for toilet building				
N. Primitive style camp area				
Total, Sportsman's Park				
Tapia Park, (781) (5) Malibu Creek and Las Virgenes Road, Malibu District—To provide recreational facilities in a natural setting.				
Combination men and women's toilet building with septic tank		500	9,500	

CAPITAL PROJECTS—Continued

EXPENDITURES				
Actual Prior Year 1950-51	Actual Current Year to 1-1-52	Estimated Current Year 1951-52	Requested Fiscal Year 1952-53	Allowed Fiscal Year 1952-53
			3,533	
			1,590	
			3,000	
			23,500	
			900	
			6,600	
			1,400	
			2,000	
			300	
			11,000	
			600	
			11,200	
			500	
			1,000	
21,499.31		2,500	67,123	
574.47			10,000	10,000

CAPITAL PROJECTS—Continued

Project Number, Title, Location, Description	Allowed Amount is for Land	Plans	Constr.	Equip.
RECREATION—Continued				
Department of Parks and Recreation—Continued				
Parks and Playgrounds—Continued				
Temple City Park, (568) (1) **Temple City**—To provide recreational facilities.				
General improvements				
Shelters over gas ranges (72 ± sq. ft.)				
Retaining wall (110 ± lin. ft. 12")				
Sprinkler system				
Total, Temple City Park				
Trails, Riding and Hiking, (3903) **Los Angeles County**—To provide facilities for a fast growing recreational activity on a County-wide basis.				
Land acquisition				
A. Eaton Canyon Park				
Water connection				
Wood stoves (2)				
B. Underpass—Lewis Road				
C. Two ramps—Los Angeles River and Pacific Electric R/W				
D. Two ramps—Santa Ana Line				
E. Two ramps—Compton Blvd.				
F. Three ramps—Rio Hondo River and Florence Ave.				
G. Two ramps—Suva Ave.				
H. Two ramps—Anaheim Telegraph Road and Santa Ana Parkway				
I. Two ramps—San Gabriel River and Florence Ave.				
J. Two ramps—Santa Ana Freeway				
K. Two ramps—Anaheim Telegraph Road				
L. Two ramps—Pacific Electric R/W Whittier Line				
M. Two ramps—Santa Fe R. R. and Rivera Los Nietos Road				
N. Two ramps—Washington Blvd.				
O. Two ramps—Spring Street and San Gabriel River				
P. Three ramps—Carson Street and San Gabriel River				
Q. Two ramps—Del Amo and San Gabriel River				
R. Two Ramps—Orangethorpe and San Gabriel River				
S. Two ramps—Artesia and San Gabriel River				
T. Two ramps—Center and San Gabriel River				
U. Two ramps—Union Pacific and Rio Hondo River				
V. Two ramps—Stewart and Gray and Rio Hondo River				
W. Two ramps—Firestone and Rio Hondo River				
X. Three ramps—Southern Pacific R. R. and Rio Hondo River				
Total, Trails, Riding and Hiking				

CAPITAL PROJECTS—Continued

EXPENDITURES				
Actual Prior Year 1950-51	Actual Current Year to 1-1-52	Estimated Current Year 1951-52	Requested Fiscal Year 1952-53	Allowed Fiscal Year 1952-53
			1,040	
43.29		450	1,040	
			12,000	
			275	
			2,000	
			4,400	
			4,400	
			4,400	
			6,600	
			4,400	
			4,400	
			3,000	
			3,000	
			3,000	
			3,000	
			3,000	
			3,000	
			1,000	
			1,500	
			1,000	
			600	
			600	
			600	
			8,000	
			8,000	
			8,000	
			3,000	
14,249.74	1,398.74	6,000	93,175	

CAPITAL PROJECTS—Continued

Project Number, Title, Location, Description	Allowed Amount is for Land	Plans	Constr.	Equip.
RECREATION—Continued				
Department of Parks and Recreation—Continued				
Parks and Playgrounds—Continued				
Two Strike Center, (3646) (5) Rosemont and North of Orange, La Crescenta—To provide much needed recreational facilities in a densely populated area.				
A. Softball improvements				
Backstop				
Backstop wings (160 ± lin. ft. 8′)				
B. General improvements				
Water, street to ballfield (400 ± lin. ft.)				
Drinking fountains (3)				
Total, Two Strike Center				
Valleydale Park, (3574) (1) Near Azusa—To meet need of a developing community for common recreational facilities.				
General improvements				
Concrete retaining wall (1,105 ± lin. ft. 2′)				
Park signs				
Total, Valleydale Park				
Val Verde Park, (569) (5) Little San Martinez Canyon on Piru Road—To provide needed facilities for increase in population.				
Land acquisition				
A. New well				
Drill water well				
Water tank (50,000 ± gal.)				
Water lines				
B. County Engineer contract services and inspection			2,000	
C. Chain link fence, tot's area (350 ± lin. ft. 4′)			455	
Total, Val Verde Park			2,455	
Wardlow Park, (1214) (1) Wardlow Road and Conant Street, Lakewood Village—To provide needed facilities for rapidly developing community.				
A. Wardlow Road paving				
Walks (2,500 ± sq. ft.)				
Curbs and gutters (500 ± lin. ft.)				
B. County Engineer services and inspection for paving				
C. Play area improvements				
Lighting				
Play apparatus				
Total, Wardlow Park				

CAPITAL PROJECTS—Continued

EXPENDITURES				
Actual Prior Year 1950-51	Actual Current Year to 1-1-52	Estimated Current Year 1951-52	Requested Fiscal Year 1952-53	Allowed Fiscal Year 1952-53
			1,330	
			1,750	
6,245.66			**3,080**	
			3,765	
25,926.04			**3,765**	
			1,000	
			47,000	
			2,000	2,000
			455	455
2,067.60		12,000	**50,455**	**2,455**
			1,550	
			250	
			1,730	
7,094.59	24.14	1,050	**3,530**	

CAPITAL PROJECTS—Continued

Project Number, Title, Location, Description	Allowed Amount is for Land	Plans	Constr.	Equip.
RECREATION—Continued				
Department of Parks and Recreation—Continued				
Parks and Playgrounds—Continued				
West Hollywood Park, (695) (3) Santa Monica and San Vicente Boulevard, West Hollywood District—To provide needed recreational facilities.				
Land acquisition				
A. General improvements				
Concrete slab, picnic area (2,500 ± sq. ft.)				
Fence extension, ballfield (225 ± lin. ft. 10')				
County Engineer services and inspection for fence				
New cupboards, Ceramics Building				
Replace hardwood floor, old building				
B. Improvements, Community Building and surrounding area				
Acoustical treatment (580 ± sq. ft.)				
Sprinkler system				
Curbs and gutters (150 ± lin. ft.)				
Blacktop paving (1,000 ± sq. ft.)				
Floor safe				
Total, West Hollywood Park				
Whittier Narrows Recreation Area, (4083) (1)—To provide funds for development plans for 2,200 acre regional park to be constructed within the Whittier Narrows Dam project area.				
Basic development, plans only				
Will Rogers Park, (694) (2) Watts District—To provide needed recreational facilities in a heavily populated area.				
A. Comfort station, hardball field (800 ± sq. ft.)				
B. County Engineer contract services and inspection for comfort station				
C. General improvements				
Walk lights, Community Building				
Lighting, picnic area				
Floodlighting, service area				
Chain link fence, wings to ballfield (160 ± lin. ft. 8')				
Railing repair				
Handball court, protection screen (220 ± lin. ft.)				
Screens, windbreak for stoves (3)				
Floor safe, Community Building				
Basketball backstops, Community Building				
D. Underground electrical service				
Total, Will Rogers Park				
Various Completed Projects				
Total, Parks and Playgrounds		**16,800**	**193,406**	

CAPITAL PROJECTS—Continued

EXPENDITURES				
Actual Prior Year 1950-51	Actual Current Year to 1-1-52	Estimated Current Year 1951-52	Requested Fiscal Year 1952-53	Allowed Fiscal Year 1952-53
			18,000	
			3,375	
			1,186	
8,064.08	43.37	700	22,561	
			10,000	
			16,585	
			700	
			3,590	
			3,300	
4,416.12			24,175	
154,768.08	58.99	975		
$ 526,164.62	$ 4,668.45	$ 141,790	$ 1,014,684	$ 210,206

CAPITAL PROJECTS—Continued

Project Number, Title, Location, Description	Allowed Amount is for Land	Plans	Constr.	Equip.
RECREATION—Continued				
Department of Parks and Recreation—Continued				
Beaches				
Clifton County Beach, (2418) (4) Southern Section of Redondo Beach—To provide additional public facilities.				
A. General Development				
Grading		100	700	
Road paving (7,000 ± sq. ft.)		500	4,200	
Curbs and gutters (700 ± lin. ft.)			1,750	
County Engineer contract services and inspection			500	
Comfort station				
County Engineer contract services and inspection				
B. Type III building addition (650 ± sq. ft.)				
C. Parking lot paving (40,500 ± sq. ft.)			4,050	
D. Retaining wall				
Concrete wall (120 ± lin. ft. 5')		300	3,600	
County Engineer services and inspection			300	
E. Ramps				
Replace stairway with concrete ramp		1,000	11,680	
County Engineer contract services and inspection			500	
F. General improvements				
Water lines to drinking fountains and showers (1,200 ± lin. ft.)			1,200	
Sash over louvers (5 buildings)			800	
Lifeguard station and watch tower alterations			1,500	
Tower, exit ladder			200	
Flag poles (2)			500	
Lamp installation, lifeguard and first aid station area			20	
G. County Engineer services and inspection for 1951-52 contract			780	
H. Landscaping				
Total, Clifton County Beach		**1,900**	32,280	
El Porto Beach, (2424) (4)—To maintain and provide public facilities on a heavily attended beach.				
A. Reinforce abutments (400 ± lin. ft.)				
B. County Engineer contract services and inspection				
C. General improvements				
Stairway replacement				
Lifeguard platform			**600**	
Concrete slab, lifeguard station (800 ± sq. ft.)				
Total, El Porto Beach			**600**	

CAPITAL PROJECTS—Continued

EXPENDITURES				
Actual Prior Year 1950-51	Actual Current Year to 1-1-52	Estimated Current Year 1951-52	Requested Fiscal Year 1952-53	Allowed Fiscal Year 1952-53
$	$	$	$ 23,050	$ 7,750
			8,650	
			4,050	4,050
			4,600	4,200
			13,680	13,180
			4,220	4,220
			780	780
			1,000	
1,305.00	468.05	41,975	60,030	34,180
			17,000	
			900	
			2,200	600
	118.43	9,900	20,100	600

CAPITAL PROJECTS—Continued

Project Number, Title, Location, Description	Allowed Amount is for Land	Plans	Constr.	Equip.
RECREATION—Continued				
Department of Parks and Recreation—Continued				
Beaches—Continued				
Manhattan State Beach, (2423) (4)—To increase facilities for heavily attended beach.				
A. Extend water service north of new building and install double shower			7,780	
B. Building and site improvements				
Paving (4,600 ± sq. ft.)			1,380	
Curb and Gutter (360 ± lin. ft.)			900	
Landscaping				
Lamp installation, lifeguard and first aid station area			20	
C. Stairway, improvements				
Concrete stairway, R. R. level to beach at Marine Ave.			2,200	
Concrete stairway replacement				
D. County Engineer services and inspection for 1951-52 contract			780	
Total, Manhattan State Beach			**13,060**	
Redondo County Beach, (2419) (4)—To provide additional public facilities at this heavily attended beach.				
A. General improvements				
Exit stairway (4 ft. wide)			450	
Flag poles (2)			500	
Lockers (5)			150	
Alterations, lifeguard station showers			500	
Window sash installation, toilets			150	
B. Road paving (42,500 ± sq. ft.)			4,250	
C. Maintenance equipment shelter		600	6,000	
Total, Redondo County Beach		**600**	**12,000**	

CAPITAL PROJECTS—Continued

EXPENDITURES				
Actual Prior Year 1950-51	Actual Current Year to 1-1-52	Estimated Current Year 1951-52	Requested Fiscal Year 1952-53	Allowed Fiscal Year 1952-53
			7,780	7,780
			3,300	2,300
			3,700	2,200
			780	780
3,600.00	423.01	46,100	15,560	13,060
			1,750	1,750
			4,250	4,250
			6,600	6,600
			12,600	12,600

CAPITAL PROJECTS—Continued

Project Number, Title, Location, Description	Allowed Amount is for Land	Plans	Constr.	Equip.
RECREATION—Continued				
Department of Parks and Recreation—Continued				
Beaches—Continued				
Zuma Beach County Park, (2428) (4) Trancas Canyon to Zuma Creek Canyon—To provide additional public facilities.				
A. Comfort stations				
Toilet building				
Toilet building with dressing rooms		1,500	25,202	
B. Lifeguard towers (2)			3,000	
C. Parking lot improvements				
Car bumper (2,400 ± sq. ft.)				
Paving (240,000 ± sq. ft.)				
Paint lines				
County Engineer contract services and inspection				
D. Retaining wall				
Trancas Creek wall (150 ± lin. ft.)				
County Engineer contract services and inspection				
E. Landscaping				
F. General government				
Fire escape, Headquarters Building			800	
Concrete apron, garage			300	
Electrical repairs, overhead lines			1,200	
Oil Storage Shed			500	
G. Emergency outside stairway, Administration Building Dormitory (Part of Safety program sponsored by Mechanical Department)		60	665	
Total, Zuma Beach County Park		**1,560**	**31,667**	
Total, Beaches		**4,060**	**89,607**	
TOTAL RECREATION		**23,111**	**413,888**	

CAPITAL PROJECTS—Continued

EXPENDITURES				
Actual Prior Year 1950-51	Actual Current Year to 1-1-52	Estimated Current Year 1951-52	Requested Fiscal Year 1952-53	Allowed Fiscal Year 1952-53
			43,604	26,702
			3,000	3,000
			33,300	
			10,700	
			2,750	
			2,800	2,800
			725	725
5,698.49	36.31	3,400	96,879	33,227
$ 10,603.49	$ 1,045.80	$ 101,375	$ 205,169	$ 93,667
$ 733,994.91	$ 17,996.26	$ 305,845	$ 1,579,938	$ 436,999

CAPITAL PROJECTS—Continued

Project Number, Title, Location, Description	Allowed Amount is for Land	Plans	Constr.	Equip.
MISCELLANEOUS UNCLASSIFIED				
Arboretum, State of California and County of Los Angeles, (2539) (1) Southerly of Colorado Street, Easterly of Pasadena—To provide basic improvements of grounds and utilities, and facilities or structures of a permanent nature or suitability to advance the scientific, educational, and promotional program of the Arboretum Foundation envisioned in its contract with the County.				
A. Service area				
Relocation of existing greenhouse, construct new greenhouse and headhouse unit		2,800	29,710	
Service unit (1,520 ± sq. ft.)		1,900	16,720	
Grading, paving of parking lot and gates		3,837	26,250	
B. Entrance area				
Clearing (150 ± trees)				
Grading, paving and walks				
Restroom and gatehouse, including electric controlled gates and turnstiles				
C. General improvements				
Drainage		400	4,000	
Sprinkler system (20 acres)		2,850	19,150	
D. Administration Building (2,800 ± sq. ft.)				
E. Land acquisition				
Purchase of Forecourt	23,335			
Purchase of parking lots A, B, and C				
Total, Arboretum	**23,335**	**11,787**	**95,830**	
Pioneer Memorial, Fort Moore Hill, (4647) (3)—To provide a historical monument depicting the history of the development of the Los Angeles area.				
A. Construction of retaining wall between upper and lower Hill Streets, together with necessary appurtenances, landscaping, sculptory, stairways and all items required to keep the structure in accordance with the approved architectural plan				
B. County Engineer contract services and inspection				
Total, Pioneer Memorial, Fort Moore Hill				
Exterior Painting, Patriotic Hall, (4571) (2)—To provide a presentable appearance of a County building and reduce excessive future maintenance.				
A. Sandblast and paint exterior				
B. County Engineer contract services and inspection				
Total, Exterior Painting, Patriotic Hall				

CAPITAL PROJECTS—Continued

EXPENDITURES				
Actual Prior Year 1950-51	Actual Current Year to 1-1-52	Estimated Current Year 1951-52	Requested Fiscal Year 1952-53	Allowed Fiscal Year 1952-53
$	$	$	$ 81,217	$ 81,217
			74,538	
			26,400	26,400
			50,450	
			148,595	23,335
98,235.23	7,069.01	86,716	**381,200**	**130,952**
			270,000	
			8,000	
			278,000	
			7,300	
			600	
			7,900	

CAPITAL PROJECTS—Continued

Project Number, Title, Location, Description	Allowed Amount is for Land	Plans	Constr.	Equip.
MISCELLANEOUS UNCLASSIFIED—Continued				
Patriotic Hall Alterations, (4572) (2)—To provide necessary changes for compliance with existing building and safety codes.				
Alterations as required by Building and Safety Code				
Plumbing			1,500	
Electrical work			300	
Total, Patriotic Hall Alterations			**1,800**	
Patriotic Hall, Stairway Enclosure, (4070) (2)—To provide proper isolation of main stairway. (Part of Safety Program sponsored by Mechanical Department.)				
A. Stairway enclosures				
Elevator lobby stairway		1,385	20,663	
Basement stairway		500	10,000	
B. County Engineer contract services and inspection			1,000	
Total, Patriotic Hall, Stairway Enclosure		**1,885**	**31,663**	
Tax deeded land purchase, (2874)				
Land acquisition	30,000			
Various Completed Projects				
TOTAL MISCELLANEOUS UNCLASSIFIED	**53,335**	**13,672**	**129,293**	
TOTAL CAPITAL PROJECTS	**225,935**	**289,707**	**5,907,226**	**522,666**

CAPITAL PROJECTS—Continued

EXPENDITURES				
Actual Prior Year 1950-51	Actual Current Year to 1-1-52	Estimated Current Year 1951-52	Requested Fiscal Year 1952-53	Allowed Fiscal Year 1952-53
			1,800	1,800
			1,800	**1,800**
			32,548	32,548
			1,000	1,000
			33,548	**33,548**
3,050.66	1,876.98	7,500	30,000	30,000
6,493.85		75		
$ 107,779.74	**$ 8,945.99**	**$ 94,291**	**$ 732,448**	**$ 196,300**
$ 6,749,411.03	**$ 316,946.32**	**$ 3,001,803**	**$33,024,955**	**$ 6,945,534**

Interest and Debt Redemption

Total Appropriations **$654,281**

Interest and Debt Redemption

Payment of principal and interest maturities on the general obligation bonded indebtedness of Los Angeles County.

APPROPRIATIONS $654,281

Classification	EXPENDITURES				
	Actual Prior Year 1950-51	Actual Current Year To 1-1-52	Estimated Current Year 1951-52	Requested Fiscal Year 1952-53	Allowed Fiscal Year 1952-53
INTEREST AND DEBT REDEMPTION					
Contagious Disease Hospital					
Interest on Bonds	$	$	$	$ 158,333	$ 158,333
Redemption of Bonds				250,000	250,000
Juvenile Hall Center					
Interest on Bonds				70,948	70,948
Redemption of Bonds				175,000	175,000
TOTAL INTEREST AND DEBT REDEMPTION	$	$	$	$ 654,281	$ 654,281

Special District Funds

UNDER THE CONTROL AND SUPERVISION OF THE BOARD OF SUPERVISORS

Summary of Special District Budgets

Name of Fund	APPROVED BUDGET REQUIREMENTS				
	Appropriations	Unappropriated Reserve	General Reserve	Estimated Delinquency	Total
Fire Protection Districts					
Altadena	$ 252,275	$ 2,523	$ 60,166	$ 15,748	$ 330,712
Consolidated	4,315,847	43,158	1,023,488	269,124	5,651,617
East Los Angeles	579,607	5,796	140,229	36,281	761,913
Lancaster	44,511	445	10,560	2,775	58,291
Newhall	11,229	650	4,200	803	16,882
Palmdale	9,741	264	900	545	11,450
San Dimas	10,681	646	500	591	12,418
Universal City	84,959	850	26,400	5,610	117,819
Total Fire Protection Districts	$ 5,308,850	$ 54,332	$1,266,443	$ 331,477	$ 6,961,102
Flood Control District					
General Maintenance	$19,849,403	$ 200,000	$ 500,000	$ 410,988	$20,960,391
General I & S (Voted Bonds)	1,514,730		1,277,334	55,841	2,847,905
General I & S (Non-voted Bonds)	330,512		253,240	11,675	595,427
D. I. D. Maintenance	911,420	38,000	10,000	19,188	978,608
D. I. D. I & S	14,519		6,943		21,462
Zone 1 Maintenance	350,641			7,012	357,653
Total Flood Control District	$22,971,225	$ 238,000	$2,047,517	$ 504,704	$25,761,446
Garbage Disposal Districts					
Athens-Woodcrest-Olivita	$ 25,416	$ 2,511	$ 10,463	$ 1,919	$ 40,309
Bellflower	26,806	2,649	11,038	2,024	42,517
Belvedere	157,806	15,633	65,136	11,928	250,503
Clifton Heights	5,989	598	2,490	453	9,530
Downey	43,059	4,263	17,761	3,254	68,337
Firestone	101,762	10,076	41,984	7,691	161,513
Malibu	10,871	1,083	4,513	823	17,290
Mayfair	12,116	1,198	4,993	915	19,222
Mesa Heights	24,739	2,455	10,228	1,871	39,293
Norwalk	10,820	1,066	4,441	816	17,143
San Dimas	3,374	335	1,394	255	5,358
South Lakewood	21,760	2,157	8,988	1,645	34,550
Walnut Park	27,623	2,744	11,432	2,089	43,888
West Hollywood-Sherman	35,254	3,473	14,472	2,659	55,858
Total Garbage Disposal Districts	$ 507,395	$ 50,241	$ 209,333	$ 38,342	$ 805,311
Lighting Districts					
Altadena	$ 16,310	$ 1,631	$ 6,796	$ 1,236	$ 25,973
American Manor	2,646	264	1,102	200	4,212
Angeles Vista	2,364	236	985	179	3,764
Artesia	9,794	979	4,081	742	15,596
Athens	3,336	333	1,390	252	5,311
Avalon Village	726	72	302	55	1,155
Baldwin Park	27,734	2,773	11,556	2,103	44,166
Bandini	2,883	288	1,201	218	4,590
Bell	29,059	2,905	12,108	2,203	46,275
Bellflower	28,196	2,819	11,749	2,138	44,902
Bell Gardens	22,354	2,235	9,314	1,695	35,598
Belvedere	24,221	2,422	10,093	1,836	38,572
Carmenita	647	64	269	49	1,029
Casa Venida	8,397	839	3,499	636	13,371
Central Gardens	2,537	253	1,057	192	4,039
City Terrace	13,321	1,332	5,550	1,010	21,213
Clearwater	11,586	1,158	4,827	878	18,449
Crenshaw	5,039	503	2,099	382	8,023
Crenshaw Villa	1,715	171	714	130	2,730
Crescent Heights	13,234	1,323	5,514	1,003	21,074
Cudahy	5,540	554	2,308	420	8,822
Del Aire	13,519	1,351	5,633	1,025	21,528

By Funds - Fiscal Year 1952-53 - Table 2A

Available Funds	Amount to be Raised by Levy	Unsecured Levy	Secured Levy	Tax Rate Per $100 of Assessed Val.
$ 67,967	$ 262,745	$ 5,029	$ 257,716	$
1,382,668	4,268,949	218,684	4,050,265	
153,170	608,743	40,612	568,131	
12,961	45,330	3,877	41,453	
4,679	12,203	1,007	11,196	
2,734	8,716	488	8,228	
10,426	1,992	277	1,715	
28,027	89,792	2,250	87,542	
$ 1,662,632	**$ 5,298,470**	**$ 272,224**	**$ 5,026,246**	**$**
$ 9,939,305	$11,021,086	$ 75,000	$10,946,086	$
1,361,705	1,486,200	17,230	1,468,970	
256,754	338,673	3,753	334,920	
391,351	587,257	3,277	583,980	
21,462				
	357,653		357,653	
$11,970,577	**$13,790,869**	**$ 99,260**	**$13,691,609**	**$**
$ 13,666	$ 26,643	$ 1,151	$ 25,492	$
28,532	13,985	1,467	12,518	
83,600	166,903	11,960	154,943	
3,001	6,529	57	6,472	
33,585	34,752	2,329	32,423	
34,989	126,524	11,880	114,644	
6,228	11,062	562	10,500	
15,142	4,080	114	3,966	
9,279	30,014	346	29,668	
10,772	6,371	347	6,024	
2,329	3,029	180	2,849	
15,319	19,231	36	19,195	
15,302	28,586	1,361	27,225	
19,023	36,835	4,145	32,690	
$ 290,767	**$ 514,544**	**$ 35,935**	**$ 478,609**	**$**
$ 11,832	$ 14,141	$ 426	$ 13,715	$
1,031	3,181	9	3,172	
2,146	1,618	51	1,567	
9,022	6,574	282	6,292	
2,641	2,670	92	2,578	
426	729	4	725	
12,634	31,532	768	30,764	
2,480	2,110	124	1,986	
20,524	25,751	2,059	23,692	
14,980	29,922	1,151	28,771	
12,758	22,840	3,049	19,791	
13,311	25,261	1,625	23,636	
129	900	51	849	
4,960	8,411	547	7,864	
1,901	2,138	16	2,122	
7,545	13,668	548	13,120	
7,486	10,963	1,429	9,534	
3,270	4,753	143	4,610	
1,316	1,414	16	1,398	
6,010	15,064	532	14,532	
4,880	3,942	212	3,730	
6,940	14,588	459	14,129	

SUMMARY OF SPECIAL DISTRICT BUDGETS

Name of Fund	APPROVED BUDGET REQUIREMENTS				
	Appropriations	Unappropriated Reserve	General Reserve	Estimated Delinquency	Total
Lighting Districts—Continued					
Downey	11,440	1,144	4,767	867	18,218
Duarte	633	63	263	47	1,006
Eastland	1,540	154	641	116	2,451
Eastmont	8,985	898	3,744	681	14,308
El Nido	529	52	220	40	841
Garvey	13,749	1,374	5,729	1,042	21,894
Graham	23,140	2,314	9,642	1,754	36,850
Greenleaf	2,302	230	959	174	3,665
Hondo	1,711	171	712	129	2,723
Imperial Crest	7,221	722	3,008	547	11,498
Industrial	1,759	175	732	133	2,799
Jefferson	25,761	2,576	10,734	1,953	41,024
Kagel Canyon	1,189	118	495	90	1,892
Kern	24,739	2,473	10,308	1,876	39,396
La Canada	4,485	448	1,868	340	7,141
La Crescenta	1,950	195	812	147	3,104
Lakewood	13,490	1,349	5,621	1,023	21,483
Lancaster	12,162	1,216	5,067	922	19,367
Lancaster Heights	430	43	179	32	684
Lawndale	42,722	4,272	17,802	3,239	68,035
Layton Vista	2,993	299	1,247	226	4,765
Lincoln	3,174	317	1,322	240	5,053
Lomita	10,445	1,044	4,352	792	16,633
Lomita Square	1,195	119	497	90	1,901
Longden	8,976	897	3,740	680	14,293
Los Nietos	1,717	171	715	130	2,733
Lubec	2,686	268	1,119	202	4,275
Lugo	2,091	209	871	158	3,329
Manhattan	1,494	149	622	113	2,378
Mayfair	9,008	900	3,753	683	14,344
McCarthy	12,666	1,266	5,277	960	20,169
Melrose	24,120	2,412	10,050	1,829	38,411
Michillinda	10,822	1,082	4,509	820	17,233
Mines	15,733	1,573	6,556	1,193	25,055
Miramonte-Florence	60,957	6,095	25,400	4,622	97,074
Moneta	5,359	535	2,233	406	8,533
Montrose	2,015	201	839	152	3,207
Newhall	8,400	840	3,500	637	13,377
Norwalk	13,838	1,383	5,766	1,049	22,036
Palmdale	3,060	306	1,275	232	4,873
Paloma	1,038	103	432	78	1,651
Pasadena Boulevard	13,348	1,334	5,562	1,012	21,256
Pico	11,130	1,113	4,637	844	17,724
Piedmont	8,667	866	3,611	657	13,801
Poppy Fields	4,582	458	1,909	347	7,296
Potrero	6,111	611	2,546	463	9,731
Puente	5,069	506	2,112	384	8,071
Redondo	860	86	358	65	1,369
Rico	19,989	1,998	8,329	1,515	31,831
Rivera	758	75	315	57	1,205
Riverside	665	66	277	50	1,058
Rosemead	15,499	1,549	6,458	1,175	24,681
San Dimas	3,397	339	1,415	257	5,408
Sativa	3,936	393	1,640	298	6,267
Sepulveda	3,201	320	1,333	242	5,096
Stephenson-Laguna	18,353	1,835	7,647	1,391	29,226
Sunnyside	7,071	707	2,946	536	11,260
Val Verde	1,452	145	605	110	2,312
Vermont Gardens	1,492	149	621	113	2,375
View Heights	7,983	798	3,326	605	12,712
Walnut	722	72	300	54	1,148
Walnut Park	10,842	1,084	4,518	822	17,266
Western	5,152	515	2,146	390	8,203
West Hollywood	21,782	2,178	9,076	1,651	34,687
West Knoll	11,391	1,139	4,747	863	18,140
West Whittier	2,124	212	885	161	3,382

BY FUNDS—FISCAL YEAR 1952-53—Continued

Available Funds	Amount to be Raised by Levy	Unsecured Levy	Secured Levy	Tax Rate Per $100 of Assessed Val.
12,323	5,895	2,328	3,567	
527	479	5	474	
920	1,531	30	1,501	
4,292	10,016	322	9,694	
266	575	50	525	
8,034	13,860	606	13,254	
23,222	13,628	570	13,058	
2,365	1,300	31	1,269	
1,548	1,175	43	1,132	
	11,498	50	11,448	
1,255	1,544	275	1,269	
18,034	22,990	1,100	21,890	
774	1,118	2	1,116	
16,730	22,666	2,575	20,091	
2,748	4,393	79	4,314	
2,390	714	225	489	
8,013	13,470	479	12,991	
7,354	12,013	1,019	10,994	
173	511	39	472	
20,593	47,442	919	46,523	
919	3,846	12	3,834	
1,720	3,333	496	2,837	
6,120	10,513	453	10,060	
549	1,352	2	1,350	
6,916	7,377	329	7,048	
1,085	1,648	424	1,224	
	4,275	50	4,225	
1,619	1,710	45	1,665	
685	1,693	39	1,654	
5,478	8,866	160	8,706	
2,686	17,483	326	17,157	
13,880	24,531	2,212	22,319	
6,808	10,425	245	10,180	
5,348	19,707	77	19,630	
18,487	78,587	5,163	73,424	
3,439	5,094	434	4,660	
2,911	296	106	190	
6,289	7,088	556	6,532	
8,926	13,110	347	12,763	
1,222	3,651	302	3,349	
361	1,290	8	1,282	
7,345	13,911	511	13,400	
4,756	12,968	331	12,637	
4,806	8,995	118	8,877	
2,042	5,254	30	5,224	
683	9,048	730	8,318	
2,191	5,880	650	5,230	
410	959	11	948	
15,530	16,301	677	15,624	
492	713	20	693	
478	580	89	491	
11,878	12,803	262	12,541	
2,468	2,940	146	2,794	
1,890	4,377	43	4,334	
1,713	3,383	312	3,071	
14,589	14,637	493	14,144	
5,598	5,662	246	5,416	
930	1,382	4	1,378	
833	1,542	18	1,524	
1,734	10,978	215	10,763	
246	902	50	852	
5,664	11,602	311	11,291	
3,386	4,817	377	4,440	
9,961	24,726	3,469	21,257	
6,635	11,505	867	10,638	
580	2,802	330	2,472	

SUMMARY OF SPECIAL DISTRICT BUDGETS

Name of Fund	APPROVED BUDGET REQUIREMENTS				
	Appropriations	Unappropriated Reserve	General Reserve	Estimated Delinquency	Total
Lighting Districts—Continued					
Willowbrook	6,276	627	2,615	475	9,993
Woodcrest	18,924	1,892	7,885	1,435	30,136
Total Lighting Districts	$ 857,658	$ 85,728	$ 357,344	$ 64,998	$ 1,365,728
Lighting Maintenance Districts					
No. 411	$ 1,055	$ 105	$ 418	$	$ 1,578
No. 540	5,775	577	2,406	437	9,195
No. 588	4,164	416	1,735	315	6,630
No. 625	1,346	134	560	102	2,142
No. 628	904	90	376	68	1,438
No. 635	670	67	279	50	1,066
No. 669	4,219	421	1,758	319	6,717
No. 670	951	95	396	72	1,514
No. 681	1,889	188	787	143	3,007
No. 691	278	27	115	21	441
No. 721	4,448	444	1,853	337	7,082
No. 738	1,810	181	754	137	2,882
No. 760	2,156	215	898	163	3,432
No. 780	2,645	264	1,102	200	4,211
No. 785	865	86	360	65	1,376
No. 825	569	56	237	43	905
No. 850	1,418	141	590	107	2,256
No. 859	4,114	411	1,714	311	6,550
No. 865	2,725	272	1,135	206	4,338
No. 900	720	72	300	54	1,146
No. 903	10,222	1,022	4,259	775	16,278
No. 941	14,820	1,482	6,175	1,123	23,600
No. 977	5,775	577	2,406	437	9,195
No. 1007	11,154	1,115	4,647	845	17,761
No. 1011	1,890	189	787	143	3,009
No. 1013	6,537	653	2,723	495	10,408
No. 1022	5,255	525	2,189	398	8,367
No. 1030	2,663	266	1,109	201	4,239
No. 1062	1,128	112	470	85	1,795
No. 1254	1,045	104	435	79	1,663
No. 1373	5,041	504	2,101	382	8,028
No. 1394	6,646	664	2,769	503	10,582
No. 1395	2,964	296	1,235	224	4,719
No. 1396	1,142	114	475	86	1,817
No. 1400	1,628	162	678	123	2,591
No. 1404	48,749	4,874	20,313	3,696	77,632
No. 1405	10,169	1,016	4,237	771	16,193
No. 1408	335	33	139	25	532
No. 1422	842	84	350	63	1,339
No. 1423	1,587	158	661	120	2,526
No. 1424	561	56	233	42	892
No. 1428	1,980	198	825	150	3,153
No. 1438	1,977	197	823	149	3,146
No. 1454	1,839	183	766	139	2,927
No. 1455	1,654	165	689	125	2,633
No. 1456	1,053	105	438	79	1,675
No. 1457	1,360	136	566	103	2,165
No. 1472	736	73	306	55	1,170
No. 1473	536	53	223	40	852
No. 1474	12,156	1,215	5,065	921	19,357
No. 1492	4,633	463	1,930	351	7,377
No. 1499	1,219	121	507	92	1,939
No. 1512	1,072	107	446	81	1,706
No. 1513	4,862	486	2,025	368	7,741
No. 1514	3,737	373	1,557	283	5,950
No. 1515	705	70	293	53	1,121
No. 1516	369	36	153	27	585
No. 1517	340	34	141	25	540
No. 1518	2,418	241	1,007	183	3,849
No. 1521	3,911	391	1,629	296	6,227
No. 1522	340	34	141	25	540

BY FUNDS—FISCAL YEAR 1952-53—Continued

Available Funds	Amount to be Raised by Levy	Unsecured Levy	Secured Levy	Tax Rate Per $100 of Assessed Val.
2,520	7,473	179	7,294	
13,182	16,954	688	16,266	
$ 497,771	$ 867,957	$ 47,303	$ 820,654	$
$ 1,576	$ 2	$ 2	$	$
2,194	7,001		7,001	
3,115	3,515		3,515	
596	1,546		1,546	
478	960		960	
956	110		110	
929	5,788		5,788	
503	1,011		1,011	
637	2,370		2,370	
398	43		43	
1,958	5,124		5,124	
	2,882		2,882	
645	2,787		2,787	
943	3,268		3,268	
691	685		685	
291	614		614	
860	1,396		1,396	
1,873	4,677	629	4,048	
1,445	2,893		2,893	
455	691		691	
12,008	4,270		4,270	
10,004	13,596		13,596	
4,178	5,017		5,017	
8,773	8,988		8,988	
1,050	1,959		1,959	
3,444	6,964		6,964	
1,122	7,245		7,245	
1,073	3,166		3,166	
729	1,066		1,066	
587	1,076		1,076	
2,562	5,466		5,466	
3,458	7,124		7,124	
1,592	3,127		3,127	
608	1,209		1,209	
806	1,785		1,785	
21,636	55,996		55,996	
4,439	11,754		11,754	
169	363		363	
456	883		883	
849	1,677		1,677	
	892		892	
1,012	2,141		2,141	
	3,146		3,146	
	2,927		2,927	
	2,633		2,633	
	1,675		1,675	
	2,165		2,165	
	1,170		1,170	
	852		852	
	19,357		19,357	
	7,377		7,377	
	1,939		1,939	
	1,706		1706	
	7,741		7,741	
	5,950		5,950	
	1,121		1,121	
	585		585	
	540		540	
	3,849		3,849	
	6,227		6,227	
	540		540	

SUMMARY OF SPECIAL DISTRICT BUDGETS

Name of Fund	APPROVED BUDGET REQUIREMENTS Appropriations	Unappropriated Reserve	General Reserve	Estimated Delinquency	Total
Lighting Maintenance Districts—Continued					
No. 1528	1,496	149	623	113	2,381
No. 1529	515	51	214	39	819
No. 1535	1,506	150	627	114	2,397
No. 1536	18,677	1,867	7,782	1,416	29,742
No. 1537	281	28	117	21	447
No. 1538	1,306	130	544	99	2,079
No. 1539	1,595	159	664	120	2,538
Total Lighting Maintenance Districts	$ 255,147	$ 25,483	$ 106,265	$ 19,233	$ 406,128
Park, Recreation and Parkway Districts					
Baldwin Park	$ 48,586	$ 4,858	$ 15,370	$ 3,440	$ 72,254
Bella Vista	3,724	372	894	249	5,239
Lakewood	58,178	5,817	10,763	3,737	78,495
Montebello Park	30,327	3,032	7,170	2,026	42,555
Southeast	220,017	22,000	23,945	13,298	279,260
Total Park, Recreation and Parkway Districts	$ 360,832	$ 36,079	$ 58,142	$ 22,750	$ 477,803
Sewer Maintenance Districts					
Health and Safety Code					
Artesia	$ 1,055	$ 80	$ 420	$ 77	$ 1,632
Bell Gardens	9,005	500	3,600	655	13,760
Belvedere	51,200	2,000	20,000	3,660	76,860
Clifton Heights	345		130	23	498
Colorado Blvd.-Kinneola Avenue	325		80	20	425
Deane Avenue-Keniston Avenue	3,060	150	1,250	223	4,683
Division Street-11th Street	110		40	7	157
Dominguez	6,525	200	2,500	461	9,686
Downey	42,230	2,000	17,000	3,061	64,291
Florence-Graham	45,335	2,000	18,000	3,266	68,601
Grevillea Street-Imperial Highway	13,325	700	5,500	976	20,501
Hoyt Avenue-Tyler Avenue	1,130	70	450	82	1,732
Lomita	4,675	200	1,900	338	7,113
Mills Avenue-Whittier Blvd.	7,650	100	3,100	542	11,392
Norwalk	10,950	500	4,500	797	16,747
Seventh Street	385		150	26	561
The Strand	375		150	26	551
Vermont Avenue	7,905	300	3,200	570	11,975
West Hollywood-Sherman	54,650	300	3,000	2,897	60,847
Total	$ 260,235	$ 9,100	$ 84,970	$ 17,707	$ 372,012
Streets and Highways Code					
Aeolian Street	$ 55	$	$ 20	$ 3	$ 78
Bandini	155		65	11	231
Blanche Street-Rosemead Blvd.	850		345	59	1,254
Century Blvd.-Alameda Street	135		55	9	199
Clarinda Avenue-Sunglow Street	1,595	130	660	119	2,504
Escalon Avenue-Olympiad Dr.	5,660	300	2,320	414	8,694
Fairway Boulevard-Vernon Avenue	1,170	100	480	87	1,837
Ferina Street-Gridley Road	1,760	100	730	129	2,719
Freer Street-Double Drive	3,555	140	1,470	258	5,423
Garden Avenue-16th Street	1,615	100	670	119	2,504
Garfield Avenue-Olympic Boulevard	1,200	100	500	90	1,890
Grayland Avenue—14th Street	1,055	100	440	79	1,674
Hadley Street—Broadway	8,815	650	3,670	656	13,791
Harcross Drive—Bradna Drive	2,160	100	900	158	3,318
Huntington Drive-Winifred Avenue	270		110	19	399
Imperial Highway-Norwalk Boulevard	1,450	140	600	109	2,299
Lakewood	28,595	1,800	11,900	2,114	44,409
Lambert Road-Villa Drive	660		250	45	955
Lancaster	3,370	200	1,250	241	5,061
Los Nietos	2,870	150	1,150	208	4,378
Lower Azusa Road-Sunset Blvd.	6,940	300	2,800	502	10,542
Mapledale Street-Bloomfield Avenue	1,745	100	700	127	2,672
Martha Street—14th Street	185		70	12	267

BY FUNDS—FISCAL YEAR 1952-53—Continued

Available Funds	Amount to be Raised by Levy	Unsecured Levy	Secured Levy	Tax Rate Per $100 of Assessed Val.
	2,381		2,381	
	819		819	
	2,397		2,397	
	29,742		29,742	
	447		447	
	2,079		2,079	
	2,538		2,538	
$ 101,098	$ 305,030	$ 631	$ 304,399	$
$ 64,694	$ 7,560	$	$ 7,560	$
3,498	1,741		1,741	
5,334	73,161		73,161	
15,245	27,310		27,310	
95,195	184,065		184,065	
$ 183,966	$ 293,837	$	$ 293,837	$
$ 1,505	$ 127	$	$ 127	$
3,097	10,663	39	10,624	
27,973	48,887	149	48,738	
420	78		78	
	425		425	
1,613	3,070	15	3,055	
	157		157	
6,145	3,541		3,541	
30,633	33,658	55	33,603	
18,381	50,220	140	50,080	
18,210	2,291		2,291	
	1,732		1,732	
6,480	633		633	
2,400	8,992		8,992	
11,790	4,957		4,957	
242	319		319	
130	421		421	
4,984	6,991	19	6,972	
2,875	57,972	481	57,491	
$ 136,878	$ 235,134	$ 898	$ 234,236	$
$	$ 78	$	$ 78	$
	231		231	
	1,254		1,254	
	199		199	
	2,504		2,504	
690	8,004		8,004	
632	1,205		1,205	
450	2,269		2,269	
843	4,580	1	4,579	
1,405	1,099		1,099	
802	1,088		1,088	
511	1,163		1,163	
10,195	3,596		3,596	
148	3,170		3,170	
149	250		250	
2,120	179		179	
27,425	16,984		16,984	
205	750		750	
1,065	3,996	21	3,975	
	4,378		4,378	
1,709	8,833		8,833	
726	1,946		1,946	
130	137		137	

SUMMARY OF SPECIAL DISTRICT BUDGETS

Name of Fund	APPROVED BUDGET REQUIREMENTS Appropriations	Unappropriated Reserve	General Reserve	Estimated Delinquency	Total
Sewer Maintenance Districts—Continued					
Streets and Highways Code—Continued					
Northridge Drive-Overhill Drive	55		20	3	78
Onacrest Drive-Northridge Drive	2,310	100	950	168	3,528
162nd Street—Maidstone Avenue	470		180	32	682
166th Street-Prairie Avenue	6,655	300	2,700	482	10,137
Packers Avenue-Downey Road	240	20	100		360
Palo Verde Avenue-Willow Street	1,715	50	700	123	2,588
Peck Road-Longden Avenue	2,450	100	1,000	177	3,727
Pico	12,725	300	5,000	901	18,926
Pioneer Boulevard-Centralia Road	1,120	100	450	83	1,753
Puente	1,520	100	630	112	2,362
Ramona Boulevard-San Gabriel Boulevard	16,570	1,000	6,700	1,213	25,483
Roosevelt Avenue-Washington Street	7,100	400	2,800	515	10,815
Rosecrans Avenue-Central Avenue	1,900	120	750	138	2,908
Sadler Avenue-Beverly Boulevard	2,520	100	1,000	181	3,801
San Dimas	2,035	100	800	146	3,081
San Gabriel Boulevard-Delta Street	260		100	18	378
Sorenson Avenue-Rose Hedge Drive	140		55	10	205
Studebaker Road-Rosecrans Avenue	2,365	150	950	173	3,638
Wesley Avenue	200		50	12	262
Yukon Avenue-El Segundo Boulevard	2,005	100	800	145	3,050
Total	$ 140,220	$ 7,550	$ 56,890	$ 10,200	$ 214,860
Total Sewer Maintenance Districts	$ 400,455	$ 16,650	$ 141,860	$ 27,907	$ 586,872
Waterworks Districts					
No. 1 Maintenance	$ 51,417	$ 4,300	$ 2,000	$ 2,885	$ 60,602
No. 1 Accumulative Capital Outlay	1,000			50	1,050
No. 2 Maintenance	35,110	3,000	3,000	2,055	43,165
No. 2 Accumulative Capital Outlay	1,000			50	1,050
No. 4 Maintenance	423,652	8,300	10,000	22,097	464,049
No. 4 Accumulative Capital Outlay	1,000			50	1,050
No. 4 I & S	2,223		323	127	2,673
No. 5 Maintenance	22,734	2,000	2,000	1,336	28,070
No. 5 Accumulative Capital Outlay	1,000			50	1,050
No. 5 I & S	2,117		1,820	196	4,133
No. 10 Maintenance	76,332	3,000	3,000	4,116	86,448
No. 10 Accumulative Capital Outlay	1,000			50	1,050
No. 10 I & S	4,374		2,601	348	7,323
No. 13 Maintenance	58,692	5,400	4,000	3,404	71,496
No. 13 Accumulative Capital Outlay	500			25	525
No. 13 I & S	12,230		8,805	1,051	22,086
No. 16 Maintenance	32,308	2,800	2,000	1,855	38,963
No. 16 Accumulative Capital Outlay	500			25	525
No. 16 I & S	6,187		4,628	540	11,355
No. 21 Maintenance	12,963	1,296	1,200	772	16,231
No. 21 Accumulative Capital Outlay	1,000			50	1,050
No. 21 I & S	4,058		2,129	309	6,496
No. 22 Maintenance	73,705	2,000	2,945	3,932	82,582
No. 22 Accumulative Capital Outlay	500			25	525
No. 22 I & S	5,439		1,691	356	7,486
No. 23 Maintenance	24,190	1,000	5,535	1,536	32,261
No. 23 Accumulative Capital Outlay	500			25	525
No. 23 I & S	425		213	31	669
Total Waterworks Districts	$ 856,156	$ 33,096	$ 57,890	$ 47,346	$ 994,488
GRAND TOTAL	$31,517,718	$ 539,609	$4,244,794	$1,056,757	$37,358,878

BY FUNDS—FISCAL YEAR 1952-53—Continued

Available Funds	Amount to be Raised by Levy	Unsecured Levy	Secured Levy	Tax Rate Per $100 of Assessed Val.
20	58		58	
468	3,060		3,060	
	682		682	
1,663	8,474	2	8,472	
360				
	2,588		2,588	
1,266	2,461		2,461	
6,361	12,565	1	12,564	
248	1,505		1,505	
952	1,410	40	1,370	
7,406	18,077	2	18,075	
490	10,325	8	10,317	
971	1,937		1,937	
1,504	2,297		2,297	
941	2,140	5	2,135	
83	295		295	
205				
	3,638		3,638	
	262		262	
2,115	935		935	
$ 74,258	$ 140,602	$ 80	$ 140,522	$
$ 211,136	$ 375,736	$ 978	$ 374,758	$
$ 43,100	$ 17,502	$ 94	$ 17,408	$
	1,050		1,050	
34,800	8,365	316	8,049	
	1,050		1,050	
410,580	53,469	2,515	50,954	
	1,050		1,050	
716	1,957	201	1,756	
22,720	5,350		5,350	
	1,050		1,050	
2,105	2,028	277	1,751	
76,176	10,272		10,272	
	1,050		1,050	
2,853	4,470	153	4,317	
67,960	3,536		3,536	
	525		525	
9,794	12,292	461	11,831	
33,590	5,373		5,373	
	525		525	
4,824	6,531	548	5,983	
13,125	3,106	4	3,102	
	1,050		1,050	
1,298	5,198	9	5,189	
78,650	3,932		3,932	
	525		525	
513	6,973	45	6,928	
30,725	1,536		1,536	
	525		525	
150	519		519	
$ 833,679	$ 160,809	$ 4,623	$ 156,186	$
$15,751,626	$21,607,252	$ 460,954	$21,146,298	$

Summary of Available Funds - Table 3A

SPECIAL DISTRICT FUNDS

Name of Fund	Available Surplus	Miscellaneous Revenue	Total
Fire Protection Districts			
Altadena	$ 67,967	$	$ 67,967
Consolidated	1,362,668	20,000	1,382,668
East Los Angeles	153,170		153,170
Lancaster	12,961		12,961
Newhall	4,679		4,679
Palmdale	2,734		2,734
San Dimas	10,426		10,426
Universal City	28,027		28,027
Total Fire Protection Districts	**$ 1,642,632**	**$ 20,000**	**$ 1,662,632**
Flood Control District			
General Maintenance	$ 7,575,569	$ 2,363,736	$ 9,939,305
General I & S (Voted Bonds)	1,361,705		1,361,705
General I & S (Non-voted Bonds)	256,754		256,754
D. I. D. Maintenance	391,351		391,351
D. I. D. I & S	21,462		21,462
Total Flood Control District	**$ 9,606,841**	**$ 2,363,736**	**$11,970,577**
Garbage Disposal Districts			
Athens-Woodcrest-Olivita	$ 13,666	$	$ 13,666
Bellflower	28,532		28,532
Belvedere	83,600		83,600
Clifton Heights	3,001		3,001
Downey	33,585		33,585
Firestone	34,989		34,989
Malibu	6,228		6,228
Mayfair	15,142		15,142
Mesa Heights	9,279		9,279
Norwalk	10,772		10,772
San Dimas	2,329		2,329
South Lakewood	15,319		15,319
Walnut Park	15,302		15,302
West Hollywood-Sherman	19,023		19,023
Total Garbage Disposal Districts	**$ 290,767**	**$**	**$ 290,767**

SUMMARY OF AVAILABLE FUNDS—Continued

SPECIAL DISTRICT FUNDS—Continued

Name of Fund	Available Surplus	Miscellaneous Revenue	Total
Lighting Districts			
Altadena	$ 11,832	$	$ 11,832
American Manor	1,031		1,031
Angeles Vista	2,146		2,146
Artesia	9,022		9,022
Athens	2,641		2,641
Avalon Village	426		426
Baldwin Park	12,634		12,634
Bandini	2,480		2,480
Bell	20,524		20,524
Bellflower	14,980		14,980
Bell Gardens	12,758		12,758
Belvedere	13,311		13,311
Carmenita	129		129
Casa Venida	4,960		4,960
Central Gardens	1,901		1,901
City Terrace	7,545		7,545
Clearwater	7,486		7,486
Crenshaw	3,270		3,270
Crenshaw Village	1,316		1,316
Crescent Heights	6,010		6,010
Cudahy	4,880		4,880
Del Aire	6,940		6,940
Downey	12,323		12,323
Duarte	527		527
Eastland	920		920
Eastmont	4,292		4,292
El Nido	266		266
Garvey	8,034		8,034
Graham	23,222		23,222
Greenleaf	2,365		2,365
Hondo	1,548		1,548
Industrial	1,255		1,255
Jefferson	18,034		18,034
Kagel Canyon	774		774
Kern	16,730		16,730
La Canada	2,748		2,748
La Crescenta	2,390		2,390
Lakewood	8,013		8,013
Lancaster	7,354		7,354
Lancaster Heights	173		173
Lawndale	20,593		20,593
Layton Vista	919		919
Lincoln	1,720		1,720
Lomita	6,120		6,120
Lomita Square	549		549
Longden	6,916		6,916
Los Nietos	1,085		1,085
Lugo	1,619		1,619
Manhattan	685		685
Mayfair	5,478		5,478
McCarthy	2,686		2,686
Melrose	13,880		13,880
Michillinda	6,808		6,808
Mines	5,348		5,348
Miramonte-Florence	18,487		18,487
Moneta	3,439		3,439
Montrose	2,911		2,911
Newhall	6,289		6,289
Norwalk	8,926		8,926
Palmdale	1,222		1,222
Paloma	361		361
Pasadena Boulevard	7,345		7,345
Pico	4,756		4,756
Piedmont	4,806		4,806
Poppy Fields	2,042		2,042

SUMMARY OF AVAILABLE FUNDS—Continued

SPECIAL DISTRICT FUNDS—Continued

Name of Fund	Available Surplus	Miscellaneous Revenue	Total
Lighting Districts—Continued			
Potrero	683		683
Puente	2,191		2,191
Redondo	410		410
Rico	15,530		15,530
Rivera	492		492
Riverside	478		478
Rosemead	11,878		11,878
San Dimas	2,468		2,468
Sativa	1,890		1,890
Sepulveda	1,713		1,713
Stephenson-Laguna	14,589		14,589
Sunnyside	5,598		5,598
Val Verde	930		930
Vermont Gardens	833		833
View Heights	1,734		1,734
Walnut	246		246
Walnut Park	5,664		5,664
Western	3,386		3,386
West Hollywood	9,961		9,961
West Knoll	6,635		6,635
West Whittier	580		580
Willowbrook	2,520		2,520
Woodcrest	13,182		13,182
Total Lighting Districts	$ 497,771	$	$ 497,771
Lighting Maintenance Districts			
No. 411	$ 1,576	$	$ 1,576
No. 540	2,194		2,194
No. 588	3,115		3,115
No. 625	596		596
No. 628	478		478
No. 635	956		956
No. 669	929		929
No. 670	503		503
No. 681	637		637
No. 691	398		398
No. 721	1,958		1,958
No. 760	645		645
No. 780	943		943
No. 785	691		691
No. 825	291		291
No. 850	860		860
No. 859	1,873		1,873
No. 865	1,445		1,445
No. 900	455		455
No. 903	12,008		12,008
No. 941	10,004		10,004
No. 977	4,178		4,178
No. 1007	8,773		8,773
No. 1011	1,050		1,050
No. 1013	3,444		3,444
No. 1022	1,122		1,122
No. 1030	1,073		1,073
No. 1062	729		729
No. 1254	587		587
No. 1373	2,562		2,562
No. 1394	3,458		3,458
No. 1395	1,592		1,592
No. 1396	608		608
No. 1400	806		806
No. 1404	21,636		21,636
No. 1405	4,439		4,439

SUMMARY OF AVAILABLE FUNDS—Continued

SPECIAL DISTRICT FUNDS—Continued

Name of Fund	Available Surplus	Miscellaneous Revenue	Total
Lighting Maintenance Districts—Continued			
No. 1408	169		169
No. 1422	456		456
No. 1423	849		849
No. 1428	1,012		1,012
Total Lighting Maintenance Districts	$ 101,098	$	$ 101,098
Park, Recreation and Parkway Districts			
Baldwin Park	$ 57,694	$ 7,000	$ 64,694
Bella Vista	3,498		3,498
Lakewood	5,334		5,334
Montebello Park	15,245		15,245
Southeast	95,195		95,195
Total Park, Recreation and Parkway Districts	$ 176,966	$ 7,000	$ 183,966
Sewer Maintenance Districts Health and Safety Code			
Artesia	$ 1,505	$	$ 1,505
Bell Gardens	3,097		3,097
Belvedere	27,973		27,973
Clifton Heights	420		420
Deane Avenue-Keniston Avenue	1,613		1,613
Dominguez	6,145		6,145
Downey	30,633		30,633
Florence-Graham	18,381		18,381
Grevillea Street-Imperial Highway	18,210		18,210
Lomita	6,480		6,480
Mills Avenue-Whittier Blvd.	2,400		2,400
Norwalk	11,790		11,790
Seventh Street	242		242
The Strand	130		130
Vermont Avenue	4,984		4,984
West Hollywood-Sherman	2,875		2,875
Total	$ 136,878	$	$ 136,878
Streets and Highways Code			
Escalon Avenue-Olympiad Drive	$ 690	$	690
Fairway Boulevard-Vernon Avenue	632		632
Ferina Street-Gridley Road	450		450
Freer Street-Double Drive	843		843
Garden Avenue-16th Street	1,405		1,405
Garfield Avenue-Olympic Blvd.	802		802
Grayland Avenue-14th Street	511		511
Hadley Street-Broadway	10,195		10,195
Harcross Drive-Bradna Drive	148		148
Huntington Drive-Winifred Avenue	149		149
Imperial Highway-Norwalk Boulevard	2,120		2,120
Lakewood	27,425		27,425
Lambert Road-Villa Drive	205		205
Lancaster	1,065		1,065
Lower Azusa Road—Sunset Boulevard	1,709		1,709
Mapledale Street-Bloomfield Avenue	726		726
Martha Street-14th Street	130		130
Northridge Drive-Overhill Drive	20		20
Onacrest Drive-Northridge Drive	468		468
166th Street-Prairie Avenue	1,663		1,663

SUMMARY OF AVAILABLE FUNDS—Continued

SPECIAL DISTRICT FUNDS—Continued

Name of Fund	Available Surplus	Miscellaneous Revenue	Total
Sewer Maintenance Districts—Continued			
Streets and Highways Code—Continued			
Packers Avenue-Downey Road	360		360
Peck Road-Longden Avenue	1,266		1,266
Pico	6,361		6,361
Pioneer Boulevard-Centralia Road	248		248
Puente	952		952
Ramona Boulevard-San Gabriel Boulevard	7,406		7,406
Roosevelt Avenue-San Gabriel Street	490		490
Rosecrans Avenue-Central Avenue	971		971
Sadler Avenue-Beverly Boulevard	1,504		1,504
San Dimas	941		941
San Gabriel Boulevard-Delta Street	83		83
Sorenson Avenue-Rose Hedge Drive	205		205
Yukon Avenue-El Segundo Boulevard	2,115		2,115
Total	$ 74,258	$	$ 74,258
Total Sewer Maintenance Districts	$ 211,136	$	$ 211,136
Waterworks Districts			
No. 1 Maintenance	$Cr. 3,000	$ 46,100	$ 43,100
No. 2 Maintenance	2,500	32,300	34,800
No. 4 Maintenance	Cr. 20,300	430,880	410,580
No. 4 I & S	716		716
No. 5 Maintenance	1,000	21,720	22,720
No. 5 I & S	2,105		2,105
No. 10 Maintenance	8,900	67,276	76,176
No. 10 I & S	2,853		2,853
No. 13 Maintenance	10,000	57,960	67,960
No. 13 I & S	9,794		9,794
No. 16 Maintenance	7,000	26,590	33,590
No. 16 I & S	4,824		4,824
No. 21 Maintenance	2,500	10,625	13,125
No. 21 I & S	1,298		1,298
No. 22 Maintenance	19,800	58,850	78,650
No. 22 I & S	513		513
No. 23 Maintenance	6,400	24,325	30,725
No. 23 I & S	150		150
Total Waterworks Districts	$ 57,053	$ 776,626	$ 833,679
GRAND TOTAL	$12,584,264	$ 3,167,362	$15,751,626

Recapitulation of Actual, Estimated and Proposed Expenditures - Table 5A

Classification	EXPENDITURES Actual Prior Year 1950-51	Estimated Current Year 1951-1952	Requested Fiscal Year 1952-1953	Allowed Fiscal Year 1952-1953	Name of Fund
PROTECTION TO PERSON AND PROPERTY					
Fire Protection Districts					
Salaries and Wages	$ 2,398,859.15	$ 3,210,849	$ 3,772,427	$ 3,760,733	F. P. D.
Maintenance and Operation	896,393.81	879,409	1,186,178	1,168,810	F. P. D.
Capital Outlay	183,973.88	364,975	415,324	379,307	F. P. D.
Total Fire Protection Districts	**$ 3,479,226.84**	**$ 4,455,233**	**$ 5,373,929**	**$ 5,308,850**	
Flood Control District					
General					
Maintenance and Operation	$ 1,464,632.15	$ 1,768,112	$ 3,793,433	$ 3,793,433	F. C. D. Maint.
Capital Outlay	6,781,605.88	3,663,132	16,069,999	16,055,970	F. C. D. Maint.
Total General	**$ 8,246,238.03**	**$ 5,431,244**	**$19,863,432**	**$19,849,403**	
Drainage Improvement Districts					
Maintenance and Operation	$ 78,444.75	$ 79,645	$ 106,420	$ 106,420	D. I. D. Maint.
Capital Outlay	39,244.59	14,191	805,000	805,000	D. I. D. Maint.
Total Drainage Improvement Districts	**$ 117,689.34**	**$ 93,836**	**$ 911,420**	**$ 911,420**	
Zone No. 1					
Maintenance and Operation	$	$	$ 350,641	$ 350,641	Zone 1 Maint.
Total Flood Control District	**$ 8,363,927.37**	**$ 5,525,080**	**$21,125,493**	**$21,111,464**	
TOTAL PROTECTION TO PERSON AND PROPERTY	**$11,843,154.21**	**$ 9,980,313**	**$26,499,422**	**$26,420,314**	
HEALTH AND SANITATION					
Garbage Disposal Districts					
Maintenance and Operation	$ 399,572.85	$ 486,405	$ 507,395	$ 507,395	G. D. D.
Public Utility District					
Maintenance and Operation	$ 27,871.85	$ 10,150	$	$	P. U. D.
Sewer Maintenance Districts					
Salaries and Wages	$ 131,305.94	$ 176,469	$ 212,660	$ 212,660	S. M. D.
Maintenance and Operation	132,092.32	140,351	156,990	156,990	S. M. D.
Capital Outlay	2,615.08	10,800	30,805	30,805	S. M. D.
Total Sewer Maintenance Districts	**$ 266,013.34**	**$ 327,620**	**$ 400,455**	**$ 400,455**	
TOTAL HEALTH AND SANITATION	**$ 693,458.04**	**$ 824,175**	**$ 907,850**	**$ 907,850**	

RECAPITULATION OF ACTUAL, ESTIMATED AND PROPOSED EXPENDITURES—Continued

Classification	Actual Prior Year 1950-51	Estimated Current Year 1951-1952	Requested Fiscal Year 1952-1953	Allowed Fiscal Year 1952-1953	Name of Fund
	EXPENDITURES				
HIGHWAYS AND BRIDGES					
Lighting Districts					
Maintenance and Operation	$ 572,777.10	$ 773,836	$ 857,658	$ 857,658	L. D.
Lighting Maintenance Districts					
Maintenance and Operation	$ 101,296.36	$ 186,882	$ 255,147	$ 255,147	L. M. D.
TOTAL HIGHWAYS AND BRIDGES	$ 674,073.46	$ 960,718	$ 1,112,805	$ 1,112,805	
RECREATION					
Park, Recreation and Parkway Districts					
Salaries and Wages	$ 67,441.15	$ 101,580	$ 139,529	$ 139,529	P. R. & P. D.
Maintenance and Operation	30,346.25	35,461	36,683	36,683	P. R. & P. D.
Capital Outlay	28,301.37	6,936	184,620	184,620	P. R. & P. D.
TOTAL RECREATION	$ 126,088.77	$ 143,977	$ 360,832	$ 360,832	
MISCELLANEOUS UNCLASSIFIED					
Waterworks Districts					
Maintenance and Operation	$ 155,261.75	$ 178,938	$ 230,909	$ 230,909	W. D. Maint.
Capital Outlay	61,095.22	165,071	580,194	580,194	W. D. Maint.
Accumulative Capital Outlay			8,000	8,000	W. D. A. C. O.
TOTAL MISCELLANEOUS UNCLASSIFIED	$ 216,356.97	$ 344,009	$ 819,103	$ 819,103	
INTEREST AND DEBT REDEMPTION					
Interest					
Acquisition and Improvement Districts	$ 210.46	$	$	$	A. & I. D.
Flood Control District:					
General	678,596.05	620,796	562,492	562,492	F. C. D. I. & S.
Drainage Improvement Districts	5,902.26	5,268	4,619	4,619	D. I. D. I. & S.
Waterworks Districts	16,576.56	16,489	17,516	17,516	W. D. I. & S.
Total Interest	$ 701,285.33	$ 642,553	$ 584,627	$ 584,627	
Redemption of Bonds					
Acquisition and Improvement Districts	$ 9,485.71	$	$	$	A. & I. D.
Flood Control District:					
General	1,259,750.00	1,271,750	1,282,750	1,282,750	F. C. D. I. & S.
Drainage Improvement Districts	9,500.00	9,500	9,900	9,900	D. I. D. I. & S.
Waterworks Districts	19,535.98	19,537	19,537	19,537	W. D. I. & S.
Total Redemption of Bonds	$ 1,298,271.69	$ 1,300,787	$ 1,312,187	$ 1,312,187	
TOTAL INTEREST AND DEBT REDEMPTION	$ 1,999,557.02	$ 1,943,340	$ 1,896,814	$ 1,896,814	
TOTAL	$15,552,688.47	$14,196,532	$31,596,826	$31,517,718	
RESERVES					
Unappropriated Reserve	$	$	$ 539,609	$ 539,609	Various
General Reserve			4,244,794	4,244,794	Various
TOTAL RESERVES	$	$	$ 4,784,403	$ 4,784,403	
ESTIMATED DELINQUENCY	$	$	$ 1,056,757	$ 1,056,757	
GRAND TOTAL	$15,552,688.47	$14,196,532	$37,437,986	$37,358,878	

RECAPITULATION OF ACTUAL, ESTIMATED AND PROPOSED EXPENDITURES—Continued

Classification	EXPENDITURES				
	Actual Prior Year 1950-51	Estimated Current Year 1951-1952	Requested Fiscal Year 1952-1953	Allowed Fiscal Year 1952-1953	Name of Fund
SUMMARIZATION					
BY GENERAL CLASSIFICATION					
Salaries and Wages	$ 2,597,606.24	$ 3,488,898	$ 4,124,616	$ 4,112,922	
Maintenance and Operation	3,858,689.19	4,539,189	7,481,454	7,464,086	
Capital Outlay	7,096,836.02	4,225,105	18,085,942	18,035,896	
Accumulative Capital Outlay			8,000	8,000	
Interest and Debt Redemption	1,999,557.02	1,943,340	1,896,814	1,896,814	
Total	$15,552,688.47	$14,196,532	$31,596,826	$31,517,718	
Unappropriated Reserve	$	$	$ 539,609	$ 539,609	
General Reserve			4,244,794	4,244,794	
Estimated Delinquency			1,056,757	1,056,757	
GRAND TOTAL	$15,552,688.47	$14,196,532	$37,437,986	$37,358,878	
BY ORGANIZATION CLASSIFICATION					
Protection to Person and Property	$11,843,154.21	$ 9,980,313	$26,499,422	$26,420,314	
Health and Sanitation	693,458.04	824,175	907,850	907,850	
Highways and Bridges	674,073.46	960,718	1,112,805	1,112,805	
Recreation	126,088.77	143,977	360,832	360,832	
Miscellaneous Unclassified	216,356.97	344,009	819,103	819,103	
Interest and Debt Redemption	1,999,557.02	1,943,340	1,896,814	1,896,814	
Total	$15,552,688.47	$14,196,532	$31,596,826	$31,517,718	
Reserves	$	$	$ 4,784,403	$ 4,784,403	
Estimated Delinquency			1,056,757	1,056,757	
GRAND TOTAL	$15,552,688.47	$14,196,532	$37,437,986	$37,358,878	
BY FUNDS					
Acquisition and Improvement Districts	$ 9,696.17	$	$	$	
Fire Protection Districts	3,479,226.84	4,455,233	5,373,929	5,308,850	
Flood Control District	10,317,675.68	7,432,394	22,985,254	22,971,225	
Garbage Disposal Districts	399,572.85	486,405	507,395	507,395	
Lighting Districts	572,777.10	773,836	857,658	857,658	
Lighting Maintenance Districts	101,296.36	186,882	255,147	255,147	
Park Recreation and Parkway Districts	126,088.77	143,977	360,832	360,832	
Public Utility District	27,871.85	10,150			
Sewer Maintenance Districts	266,013.34	327,620	400,455	400,455	
Waterworks Districts	252,469.51	380,035	856,156	856,156	
Total	$15,552,688.47	$14,196,532	$31,596,826	$31,517,718	
Unappropriated Reserve	$	$	$ 539,609	$ 539,609	
General Reserve			4,244,794	4,244,794	
Estimated Delinquency			1,056,757	1,056,757	
GRAND TOTAL	$15,552,688.47	$14,196,532	$37,437,986	$37,358,878	

Fire Protection Districts

By order of the Board of Supervisors, the County Forester and Fire Warden is charged with the duty of supervising all County fire protection districts, which are organized under the provisions of the Health and Safety Code. Appropriations are to cover fire prevention and suppression, rescue service, and acquisition and maintenance of district property and equipment. All funds are raised through special district taxes.

APPROPRIATIONS $5,308,850

Classification	EXPENDITURES Actual Prior Year 1950-51	Actual Current Year To 1-1-52	Estimated Current Year 1951-52	Requested Fiscal Year 1952-53	Allowed Fiscal Year 1952-53
ALTADENA (5)					
Salaries and Wages	$ 142,344.99	$ 61,348.44	$ 160,000	$ 194,434	$ 193,922
Deductions					
Salary Savings	$	$	$	$ 7,891	$ 7,891
Service Charges	11,625.09	2,694.13	10,000	7,032	7,032
Total Deductions	$ 11,625.09	$ 2,694.13	$ 10,000	$ 14,923	$ 14,923
Salaries and Wages—Net	$ 130,719.90	$ 58,654.31	$ 150,000	$ 179,511	$ 178,999
Maintenance and Operation					
Administrative Services	$ 7,460.23	$ 67.44	$ 7,400	$ 10,880	$ 10,880
Agricultural, Botanical and Animal Supplies	9.27		50	50	50
Automobile Mileage	5.59		25	420	420
Automotive Supplies	822.75	204.69	1,100	850	850
Communications	3,002.29	304.61	3,300	4,450	4,450
Fire Protection and Rescue Service		50.63	51		
Fire Prevention Service	2,687.86		1,400	1,842	1,834
Fire Protection Supplies	4,740.23	421.06	2,500	5,030	4,680
Furnishings and Household Supplies	103.14	11.49	300	150	150
Heat, Light and Power Services	1,070.80	204.24	640	640	640
Insurance:					
Auto Mileage				120	120
Fire				1,200	1,200
N. O. C.	288.40	210.40	211	360	360
Liability	177.72	5.50	200	220	220
Workmen's Compensation	4,386.80	3,149.00	5,000	6,409	6,409
Interest	1,013.74	348.00	761	1,433	1,433
Laundry and Cleaning Supplies	192.76	60.09	200	150	150
Laundry, Cleaning and Waste Removal Services	62.00	11.25	50	100	100
Medical, Surgical and Laboratory Supp...	139.69	13.88	30	160	160
Office Services	1.16		10	64	64
Office Supplies	75.95	2.52	75	90	90
Other Operating and Maint. Supplies, N. O. C.	262.52	121.60	300	300	300
Postage	27.00			27	27
Repairs and Minor Changes	558.69	333.86	600	975	975
Repairs—Motor Vehicles	4,428.77	1,483.58	3,300	6,791	6,791
Repairs—Operating Equipment	38.29		50	200	200
Small Tools, Implements and Craft Supplies	38.09	191.73	192	100	100
Special Services	2,428.97	32.05	1,600	3,750	3,750
Transportation Services	3,984.18				
Water Service	4,910.77	2,278.34	5,500	5,692	5,692
Total Maintenance and Operation	$ 42,917.66	$ 9,505.96	$ 34,845	$ 52,453	$ 52,095
Less Service Charges	556.47	121.73	365	365	365
Total Maintenance and Operation—Net	$ 42,361.19	$ 9,384.23	$ 34,480	$ 52,088	$ 51,730

FIRE PROTECTION DISTRICTS—Continued

Classification	EXPENDITURES				
	Actual Prior Year 1950-51	Actual Current Year To 1-1-52	Estimated Current Year 1951-52	Requested Fiscal Year 1952-53	Allowed Fiscal Year 1952-53
ALTADENA (5)—Continued					
Capital Outlay					
Equipment	$ 6,580.65	$ 2,900.00	$ 12,126	$ 10,846	$ 10,846
Structural and Non-structural Improvements					
Addition to Station, E-12	$	$	$	$ 2,700	$ 2,700
Construction of Station				6,000	5,250
Install Curb—Engine 52		91.97	200		
Land Purchase	7,000.00				
Plans for Station Construction				3,600	2,000
Sewer Connection—Engine 12				325	325
Sewer Connection—Engine 11				225	225
Shelter, Air Compressor—Engine 12				200	200
Wall Heater—Engine 12	96.80				
Wall—Engine 12	260.51	31.60	300		
Widen Cement Approach—Engine 12	208.74				
Total Structural and Non-structural Improvements	$ 7,566.05	$ 123.57	$ 500	$ 13,050	$ 10,700
Total Capital Outlay	$ 14,146.70	$ 3,023.57	$ 12,626	$ 23,896	$ 21,546
TOTAL ALTADENA (5)	$ 187,227.79	$ 71,062.11	$ 197,106	$ 255,495	$ 252,275

FIRE PROTECTION DISTRICTS—Continued

Classification	EXPENDITURES Actual Prior Year 1950-51	Actual Current Year To 1-1-52	Estimated Current Year 1951-52	Requested Fiscal Year 1952-53	Allowed Fiscal Year 1952-53
CONSOLIDATED (1-2-3-4-5)					
Salaries and Wages	$2,033,720.39	$1,055,435.86	$2,665,000	$3,324,252	$3,267,990
Deductions:					
Salary Savings	$	$	$	$ 163,779	$ 163,779
Service Charges	64,915.18	8,836.20	25,000	81,108	34,941
Total Deductions	$ 64,915.18	$ 8,836.20	$ 25,000	$ 244,887	$ 198,720
Salaries and Wages—Net	$1,968,805.21	$1,046,599.66	$2,640,000	$3,079,365	$3,069,270
Maintenance and Operation					
Administrative Services	$ 110,194.77	$ 299.77	$ 123,000	$ 193,459	$ 193,459
Agricultural, Botanical & Animal Supp.	116.18	81.95	200	740	740
Auto Mileage	1,113.60	670.20	2,000	9,735	9,735
Automotive Supplies	16,099.71	6,363.34	15,000	17,500	17,500
Automobile Service	34.27	3.52	352		
Communications	66,065.21	10,522.25	42,000	59,956	59,956
Crescenta Valley Withdrawal Settlement				35,000	35,000
Fire Engine Service	38,106.90	272.64	12,000	19,506	19,506
Fire Prevention Service	40,523.36		48,000	64,816	64,545
Fire Protection & Rescue Service	2,316.99	745.29	1,350	1,350	1,350
Fire Protection Supplies	80,399.09	3,912.59	52,000	99,688	89,688
Food and Provisions	122.21	106.67	200	500	500
Fuel Supplies		1.29	3		
Furnishings and Household Supplies	1,956.05	915.14	4,000	3,782	3,782
Heat, Light and Power Services	8,747.67	3,385.85	8,900	9,819	9,819
Insurance:					
Auto Mileage	295.00	270.00	650	3,600	3,600
Fire	1,212.60	1,286.23	3,000	8,160	8,160
Liability	1,890.64	4.12	2,500	2,324	2,324
N. O. C.	3,200.45	2,834.32	3,500	4,300	4,300
Workmen's Compensation	78,209.97	65,234.00	90,000	101,122	98,142
Interest	8,052.17	3,220.42	9,348	14,979	14,979
Laundry and Cleaning Supplies	2,195.33	1,467.59	2,800	2,700	2,700
Laundry, Cleaning & Waste Removal Services	248.66	58.61	300	617	617
Medical, Surgical & Laboratory Supp.	1,830.77	432.81	1,241	2,170	2,170
Office Services	529.06	182.36	600	869	869
Office Supplies	1,164.26	281.30	1,075	1,615	1,615
Other Operating & Maint. Supplies N. O. C.	4,799.72	2,702.32	8,000	6,869	6,869
Postage	69.00	7.04	15	75	75
Printing & Other Reproductive Supp.	92.53	23.79	100	100	100
Professional & Expert Services	5,244.02	1,802.97	5,000	5,500	5,500
Rent—Buildings and Offices	3,062.50	1,980.00	3,460	4,960	3,550
Rent—Lease Contracts	26,552.15				
Repairs and Minor Changes	17,214.03	1,892.84	13,000	14,825	13,800
Repairs—Motor Vehicles	61,397.91	23,319.32	60,000	85,774	85,774
Repairs—Operating Equipment	490.81	514.58	1,500	1,500	1,500
Small Tools, Implements & Craft Supplies	1,014.14	581.51	1,300	1,575	1,575
Special Services	39,881.53	1,687.84	45,000	51,250	51,250
Stationery and Forms	3.61	131.42	250		
Taxes, Assessments and Licenses	840.76	532.92	1,500	1,000	1,000
Transportation Services	44,802.07	4,126.40	17,000	12,360	12,360
Water Service	103,263.24	48,143.91	130,000	136,049	136,049
Total Maintenance and Operation	$ 773,852.94	$ 189,999.12	$ 710,144	$ 980,144	$ 964,458
Less Service Charges	32,134.92	1,617.47	5,000	6,000	6,000
Total Maintenance and Operation—Net	$ 741,718.02	$ 188,381.65	$ 705,144	$ 974,144	$ 958,458

FIRE PROTECTION DISTRICTS—Continued

Classification	EXPENDITURES Actual Prior Year 1950-51	Actual Current Year To 1-1-52	Estimated Current Year 1951-52	Requested Fiscal Year 1952-53	Allowed Fiscal Year 1952-53
CONSOLIDATED (1-2-3-4-5)—Continued					
Capital Outlay					
Equipment	$ 59,787.59	$ 33,991.67	$ 139,866	$ 160,410	$ 153,108
Structural and Non-structural Improvements					
Additions to Station, E-18	$	$	$	$ 3,400	$ 3,400
Additions to Old Buildings, E-43				1,950	1,950
Air Compressor Shelter, E-28		23.76	24		
Air Compressor, E-28			150		
Air Compressor & Line, install, E-9				813	813
Air Compressor & Line, Install, E-26				800	800
Air Compressor Line, install, E-43				319	319
Air Compressor Line, Install, E-47				389	389
Air Compressor Line, Install, E-57				391	391
Air Compressor Line to App. Room, E-49		24.09	25		
Alarm	116.41				
Alteration to Hose Tower	143.98				
Boot Locker, E-2		43.24	190		
Boot Lockers	680.36				
Brick Wall, E-1		70.84	350		
Cabinet, Kitchen, E-4				75	75
Cabinet, Kitchen, E-34		49.65	80		
Cabinet and Doors, E-6		59.37	60		
Cabinet and Work Bench, E-43		104.96	105		
Cabinets under Water Heater, E-44		28.83	29		
Cabinet and Work Bench, E-57		140.24	150		
Canopy, door, metal, three, E-57				500	500
Canopy, door, metal, three, E-43				500	500
Ceiling Outlets and Lights	80.70				
Cement Block Fence, E-29			400		
Canopy over Kitchen Door, E-40		90.93	91		
Cement Block Walls, E-28		189.25	660		
Cement Block Fence, E-29		159.09	160		
Cement Driveway	256.39				
Compressor Shelter	181.12				
Concrete Driveway, E-34			250		
Concrete Driveway, E-30		184.84	350		
Concrete Pavement	68.88				
Concrete Walk, E-43			100		
Concrete Walk, E-14		8.94	35		
Concrete Walk, E-43			40		
Concrete Walk, E-43A		30.18	31		
Concrete Walk, E-43B		25.85	26		
Connection to Sewer, E-4		350.62	360		
Connection to Sewer, E-17			400		
Connection to Sewer, E-26		298.11	365		
Construction of Station, E-54 (Howard)	5,250.00				
Construction of Station, E-63	3,500.00				
Construction of Stations		23,669.21	76,172	84,699	84,699
Curb and Tile Line on So. Side of Station Eng. 5		68.20	200		
Dispatching Office, E-43				5,000	
Doors to Storage Room, E-17				350	350
Door to Recreation Room, E-51				30	30
Doors and Storage Shelves, E-10		38.04	39		
Doors for Supply Lockers, E-47		37.14	65		
Driveway and Walks	428.85				
Driveway Paving, E-51		110.47	425		
Erection of Fence, E-30	104.17				
Fan, Exhaust, install, E-44				140	140
Fan, Exhaust, install, E-40				196	196

FIRE PROTECTION DISTRICTS—Continued

Classification	EXPENDITURES Actual Prior Year 1950-51	Actual Current Year To 1-1-52	Estimated Current Year 1951-52	Requested Fiscal Year 1952-53	Allowed Fiscal Year 1952-53
CONSOLIDATED—Continued					
Capital Outlay—Continued					
Structural and Non-structural Improvements—Continued					
Fan, Exhaust, install, E-4				190	190
Fan, Exhaust, install, E-17				167	167
Fan, Exhaust, install, E-20				166	166
Fan and Vent install., E-47				200	200
Fence, board, E-14				225	225
Fence, Chainlink, E-2				775	
Fences	313.51				
Flag Pole	89.28				
Fluorescent Lighting	473.23				
Fluorescent Lighting, E-16		30.87	42		
Furnish and Install 2 Gas Heaters, E-30			200		
Furnish and Install Gas Heater, E-34			120		
Furnish and Install 3 Gas Heaters, E-24			320		
Furnish and Install Gas Heater, E-16		136.08	165		
Furnish and Install 2 Gas Heaters, E-45			355		
Furnish and Install Gas Heaters, E-24		268.67	269		
Furnish and Install Heater, E-6			180		
Furnish and Install Heater, E-30		7.89	8		
Furnish and Install Heater, E-34		2.95	100		
Furnish and Install Gas Heaters, E-45		140.25	141		
Gas Tank and Pump	308.20				
Gasoline Pump and Tank, E-51		24.22	300		
Gasoline Pump and Tank, E-26		24.22	300		
Gates, Driveway and Walk, E-16			75		
Glass Door for Shower, E-16		26.78	27		
Glass Door for Shower, E-6		56.65	57		
Heaters, two, install, E-1				582	582
Heater, Wall, install, E-7				268	268
Heaters, gas, two, install, E-9				296	296
Heater, gas, install, E-16				126	126
Heaters, three, install, E-20				321	321
Heaters	625.45				
Heaters, E-6		148.18	149		
Hollywood Door, E-14			35		
Hose Drying Tower and Paving, E-34				1,000	1,000
Hose Drying Tower and Paving, E-5				1,000	
Hose Drying Tower and Paving, E-20				1,000	
Hose Drying Tower, E-2				800	
Hose Drying Tower, E-55				800	800
Hose Drying Tower, E-62				800	800
Hose Drying Tower w/wash paving, E-30			880		
Hose Drying Tower, E-51		147.54	700		
Hose Drying Tower and Concrete Approach	756.80				
Hose Storage Racks	193.43				
Hose Tower Alterations, E-44		21.06	175		
Hose Drying Tower, E-30		149.89	150		
Improvements to E-31	367.50				
Incinerator, E-1			80		
Install Air Line, E-40			60		
Install Cabinet, E-6			65		
Install Cabinet, E-44			50		
Install Doorbell, E-34			100		
Install Light over Map, E-36			57		
Install Light Fixtures & Outlet, E-9			60		
Install Underground Service	527.06				
Install Wire Gate, E-9			35		
Install Shower Door, E-7			75		
Installation of Gas Heater, E-1	44.90				
Kitchen Cupboards w/double doors, E-4		36.56	104		
Land Purchases	24,829.26	8,987.00	46,500	12,500	12,500
Light Fixtures and Outlets		23.77	24		

FIRE PROTECTION DISTRICTS—Continued

Classification	EXPENDITURES: Actual Prior Year 1950-51	Actual Current Year To 1-1-52	Estimated Current Year 1951-52	Requested Fiscal Year 1952-53	Allowed Fiscal Year 1952-53
CONSOLIDATED—Continued					
Capital Outlay—Continued					
Structural and Non-structural Improvements—Continued					
Light over Kitchen Sink, E-5			22		
Light over Map, E-26		25.04	50		
Light over Map, E-29		28.20	47		
Light over Map, E-36		24.71	25		
Light over Sink, E-5		16.18	17		
Lockers	517.49				
Locker—Roll-Away Bed, E-17		78.18	120		
Lockers, wood, E-18		251.35	252		
Lockers, wood, E-38		53.02	180		
Lockers, wood, E-28		55.44	56		
Lockers, wood, E-34		131.15	540		
Lockers, wood, E-20		129.36	540		
Lockers, wood, E-29			900		
Lockers, wood, E-18			1,080		
Lockers for Turn Out Coats & Maps		98.99	480		
Lockers, clothes, two, E-17				200	200
Locker, Map, E-17				200	200
Lockers, Coat and Map, E-43				600	
Lockers, Clothes, two, E-43				200	200
Lockers, six, E-45				600	600
Lockers, Clothes, E-10				400	400
Lockers, Coat and Map, E-57				600	
Lockers, Boot, E-63				400	
Map Light and Wiring, E-4				145	145
Map Light and Wiring, E-17				143	143
Metal Canopy over Doors, E-40			81		
Move and Relocate Fire Station, E-30	97.06				
Oil House Purchase				10	10
Outside Light Switch	79.15				
Overhead Doors, E-29			320		
Partition Apparatus Room, E-34		64.97	300		
Pave Area So. Side of Building, E-43			300		
Pave Driveway, E-57		181.04	850		
Pave Driveway, E-43		176.74	600		
Pave Driveway and Parking Area, E-34				900	900
Pave Rear Yard, E-29			260		
Pave Rear Yard, E-28			420		
Pave Rear Yard, E-30		67.29	500	400	400
Pave Rear Yard, E-57			250		
Pave Rear Yard, E-63				600	
Pave Rear Yard, E-31				600	600
Pave Rear Yard, E-54				500	500
Pave Rear Yard, E-26				300	300
Plans for Additions and Alterations, Eng.-41				900	900
Plans for Additions and Changes, Eng.-29				500	500
Plans for Additions and Changes, Eng.-26				900	900
Plans for Additions, Eng.-9				800	800
Plans for Additions, Eng.-23				1,200	
Plans for Additions, Eng-34				500	500
Plans for New Station Construction			13,200	5,300	5,300
Plans, Spec. and Supervision		1,390.00	1,390		
Plans, Spec. & Supervision, E-54	1,360.00				
Plans, Spec. & Supervision, E-31	1,800.00				
Plans, Spec. & Supervision, E-8	456.71				
Plumbing—Sewer Construction, E-51	602.52				
Preparation of Station Site, E-19	1,698.09				
Purchase of Station, E-51	6,300.00				
Rear Walkway, E-57		27.41	72		

FIRE PROTECTION DISTRICTS—Continued

Classification	EXPENDITURES Actual Prior Year 1950-51	Actual Current Year To 1-1-52	Estimated Current Year 1951-52	Requested Fiscal Year 1952-53	Allowed Fiscal Year 1952-53
CONSOLIDATED—Continnued					
Capital Outlay—Continued					
Structural and Non-structural Improvements—Continued					
Relocate Electric Service, E-9		136.97	183		
Replace Driveway, widen entrance provide curbs, E-5			1,600		
Replace Surface of Sink w/tile, E-18		2.87	100		
Sliding Doors on Storage 1 Shelves, E-10			70		
Storage Building, E-44				1,700	
Storage Building, E-63				1,700	
Storage Building, E-51				1,700	1,700
Storage Building, E-10				1,800	1,800
Storage Shelter, E-17				400	400
Telephone Line Extension, E-42				300	300
Telephone Line Extension, E-43				3,000	3,000
Telephone Line Extension, E-48				500	500
Tile Floor in Shower	66.21				
Underground Signal Control System	299.82				
Ventilating Fan Over Stove	17.79				
Vents for Heaters	57.24				
Wall, retaining, E-54				1,200	1,200
Wall, retaining, E-63				2,000	
Wall, Concrete, E-14				50	50
Wire Gate, E-16			75		
Wire Glass Shower Door, E-16			75		
Wire Glass Shower Door, E-6			75		
Wire Glass Shower Door, E-24			75		
Wire Glass Shower Door, (2) E-9			150		
Work Bench and Shelving, E-54				200	200
Work Bench, E-28				85	85
Work Bench, E-8				85	85
Yard Pacing, E-51			240		
Total Structural and Non-structural Improvements	$ 52,691.56	$ 38,977.34	$ 158,785	$ 152,386	$ 135,011
Total Capital Outlay	$ 112,479.15	$ 72,969.01	$ 298,651	$ 312,796	$ 288,119
TOTAL CONSOLIDATED	$2,823,002.38	$1,307,950.32	$3,643,795	$4,366,305	$4,315,847

FIRE PROTECTION DISTRICTS—Continued

Classification	EXPENDITURES Actual Prior Year 1950-51	Actual Current Year To 1-1-52	Estimated Current Year 1951-52	Requested Fiscal Year 1952-53	Allowed Fiscal Year 1952-53
EAST LOS ANGELES (1)					
Salaries and Wages	$ 254,149.84	$ 131,830.90	$ 350,000	$ 437,479	$ 436,473
Deductions					
Salary Savings	$	$	$	$ 18,152	$ 18,128
Service Charges	31,565.92	5,647.87	20,000	14,115	14,115
Total Deductions	$ 31,565.92	$ 5,647.87	$ 20,000	$ 32,267	$ 32,243
Salaries and Wages—Net	$ 222,583.92	$ 126,183.03	$ 330,000	$ 405,212	$ 404,230
Maintenance and Operation					
Administrative Services	$ 12,109.10	$ 33.21	$ 17,000	$ 25,784	$ 25,784
Agricultural, Botanical & Animal Supp...		3.66	50	53	53
Auto Mileage	209.65	114.20	250	532	532
Automotive Supplies	1,426.60	656.45	1,900	2,200	2,200
Communications	11,434.37	1,469.02	11,000	12,312	12,312
Fire Protection & Rescue Service		23.64	24		
Fire Prevention Service	7,050.76		9,000	10,422	10,379
Fire Protection Supplies	14,202.70	23.31	16,000	15,332	15,332
Food and Provisions	89.31	35.33	90	100	100
Furnishings & Household Supplies	218.72	439.64	450	250	250
Heat, Light and Power Services	742.25	338.52	1,100	1,400	1,400
Insurance:					
Auto Mileage	60.00	25.00	60	60	60
Fire			1,300		
Liability	207.14	8.25	325	400	400
N. O. C.	372.19	305.36	400	400	400
Workmen's Compensation	9,743.30	8,649.00	17,000	16,542	16,542
Interest	976.30	348.00	733	489	489
Laundry and Cleaning Supplies	423.88	296.09	700	250	250
Laundry, Cleaning & Waste Removal Services	22.83	51.95	50	50	50
Medical, Surgical & Laboratory Supplies..	359.48	10.52	100	350	350
Office Services	10.98	5.16	30	64	64
Office Supplies	246.62	16.75	120	250	250
Other Operating & Maint. Supplies N. O. C.	388.00	504.32	900	690	690
Postage				10	10
Printing and Other Reproductive Supp.	18.80			20	20
Professional and Expert Services	618.23	20.73	250		
Rent—Buildings and Offices	100.00	30.00	120		
Rent—Motor Vehicles		378.51	379		
Repairs and Minor Changes	253.12	2.03	425	1,300	1,300
Repairs—Motor Vehicles	6,289.15	1,687.10	7,595	10,646	10,646
Repairs—Operating Equipment	23.54	4.26	200	100	100
Small Tools, Implements and Craft Supplies	276.97	147.79	375	300	300
Special Services	4,210.90	1,976.61	8,800	8,800	8,800
Stationery and Forms	4.51				
Transportation Services	3,984.15				
Water Service	9,242.88	4,063.64	11,040	11,940	11,940
Total Maintenance and Operation	$ 85,316.43	$ 21,668.05	$ 107,766	$ 121,046	$ 121,003
Less Service Charges	3,011.58	308.76	2,200	1,300	1,300
Total Maintenance and Operation—Net	$ 82,304.85	$ 21,359.29	$ 105,566	$ 119,746	$ 119,703

FIRE PROTECTION DISTRICTS—Continued

Classification	EXPENDITURES Actual Prior Year 1950-51	Actual Current Year To 1-1-52	Estimated Current Year 1951-52	Requested Fiscal Year 1952-53	Allowed Fiscal Year 1952-53
EAST LOS ANGELES—Continued					
Capital Outlay					
Equipment	$ 43,728.56	$ 5,144.76	$ 9,573	$ 21,709	$ 12,719
Structural and Non-structural Improvements					
Additions and Changes to Quarters, E-3	$	$	$	$ 1,200	$ 1,200
Additions to Present Alarm System				6,640	6,640
Alarm System	4,070.92		20,000		
Boot Lockers, E-22		29.73	80		
Cabinet Storage, E-27				400	400
Construction of Station			9,180	8,990	8,990
Door, Fireproof, E-27				225	225
Extension of Alarm System, Bandini District				3,000	3,000
Extension of Alarm System, East Sheila Area				900	900
Extension of Alarm System, Slauson-Randolph Area				4,200	4,200
Extension of Alarm System, District Blvd. Area				950	950
Fire Station	2,143.72				
Heater install, E-3				150	150
Install. of Fire Alarm Cable		2,488.20	2,489		
Install. of Alarm Equipment, E-27				2,000	2,000
Land Purchase				12,500	12,500
Locker, Boot, E-22				200	200
Plans and Specifications, E-27	4,727.12				
Plans, Spec. & Supervision Station Construction				1,600	1,600
Pave Area, E-22			380		
Rearrange Office at Bn. Hqtrs.			600		
Total Structural and Non-structural Improvements	$ 10,941.76	$ 2,517.93	$ 32,729	$ 42,955	$ 42,955
Total Capital Outlay	$ 54,670.32	$ 7,662.69	$ 42,302	$ 64,664	$ 55,674
TOTAL EAST LOS ANGELES	$ 359,559.09	$ 155,205.01	$ 477,868	$ 589,622	$ 579,607

FIRE PROTECTION DISTRICTS—Continued

Classification	EXPENDITURES				
	Actual Prior Year 1950-51	Actual Current Year To 1-1-52	Estimated Current Year 1951-52	Requested Fiscal Year 1952-53	Allowed Fiscal Year 1952-53
LANCASTER (5)					
Salaries and Wages	$ 22,507.00	$ 11,604.93	$ 28,637	$ 31,712	$ 31,712
Maintenance and Operation					
Agricultural, Botanical & Animal Supp.	$ 16.79	$	$	$ 20	$ 20
Administrative Services	1,194.20		1,568	1,650	1,650
Auto Mileage	8.06			25	25
Auto Service	17.92			20	20
Automotive Supplies	34.59	.98	50	75	75
Communications	107.45	76.68	168	175	175
Fire Prevention Service	308.36		1,000	1,415	1,409
Fire Protection Supplies	1,129.07	210.53	1,100	1,686	1,043
Fuel Supplies	10.66			3	3
Furnishings and Household Supplies	11.40	13.97	50	25	25
Heat, Light and Power Services	305.95	99.43	300	325	325
Insurance:					
Fire				384	384
Liability	68.24	1.37	125	100	100
N. O. C.	114.40	91.52	92	125	125
Workmen's Compensation	856.13	648.00	1,150	1,488	1,488
Interest	383.27		288	192	192
Laundry & Cleaning Supplies	73.11		50	75	75
Laundry, Cleaning & Waste Removal Services	6.00		18	12	12
Medical, Surgical & Laboratory Supps.				8	8
Office Services	1.17	3.12	4	16	16
Office Supplies	64.77	2.72	10	45	45
Other Operating and Maint. Supplies, N.O.C.	90.85	119.86	500	150	150
Professional and Expert Services				500	
Rent—Motor Vehicles		103.34	104		
Repairs and Minor Changes				325	200
Repairs—Motor Vehicles	945.09	465.70	950	1,456	1,456
Repairs—Operating Equipment	25.29			50	50
Small Tools, Implements, and Craft Supplies	32.97	9.52	20	50	50
Special Services	489.28		500	1,200	1,200
Undistributed Charges		25.35	26		
Water Service	34.56	14.40	40	40	40
Total Maintenance and Operation	$ 6,329.58	$ 1,886.49	$ 8,113	$ 11,635	$ 10,361
Capital Outlay					
Equipment	$ 2,456.34	$	$ 2,396	$ 2,438	$ 2,438
Structural and Non-structural Improvements					
Installation of Heater	$ 221.37	$	$	$	$
Total Capital Outlay	$ 2,677.71	$	$ 2,396	$ 2,438	$ 2,438
TOTAL LANCASTER (5)	$ 31,514.29	$ 13,491.42	$ 39,146	$ 45,785	$ 44,511

FIRE PROTECTION DISTRICTS—Continued

Classification	EXPENDITURES Actual Prior Year 1950-51	Actual Current Year To 1-1-52	Estimated Current Year 1951-52	Requested Fiscal Year 1952-53	Allowed Fiscal Year 1952-53
NEWHALL (5)					
Maintenance and Operation					
Administrative Services	$	$	$ 100	$ 130	$ 130
Fire Engine Service	100.00		400	1,000	1,000
Fire Prevention Service	152.97		650	788	785
Fire Protection Supplies	511.29	105.27	2,500	2,141	2,141
Office Services				3	3
Office Supplies	1.50			20	20
Other Operating and Maint. Supplies N. O. C.	5.42			10	10
Special Services	5,827.62	142.92	2,000	600	600
Water Service			400	540	540
Wearing Apparel		36.00	36		
Total Maintenance and Operation	$ 6,598.80	$ 284.19	$ 6,086	$ 5,232	$ 5,229
Capital Outlay					
Equipment	$	$	$	$ 6,000	$ 6,000
TOTAL NEWHALL (5)	$ 6,598.80	$ 284.19	$ 6,086	$ 11,232	$ 11,229
PALMDALE (5)					
Salaries and Wages	$ 1,765.42	$ 726.00	$ 1,700	$ 1,980	$ 1,980
Maintenance and Operation					
Administrative Services	$	$	$ 431	$ 70	$ 70
Automotive Supplies	21.16		15	30	30
Communications	160.16	51.14	210	230	230
Fire Prevention Service	74.90		358	410	408
Fire Protection Supplies	323.89	336.85	400	1,096	1,096
Fuel Supplies	1.24			10	10
Heat, Light and Power Services	13.80	4.60	40	20	20
Insurance:					
Liability	34.12	2.75	35	40	40
N. O. C.	20.00	16.00	16	25	25
Workmen's Compensation	110.00	64.00	130	141	141
Medical, Surgical & Laboratory Supplies				8	8
Office Services	14.01	.42	1	15	15
Office Supplies	1.01	.62	1	5	5
Other Operating and Maint. Supplies N. O. C.	7.44		15	20	20
Professional and Expert Services				500	500
Rent—Buildings and Offices			1	1	1
Repairs and Minor Changes			50		
Repairs—Motor Vehicles	423.57	180.18	600	757	757
Repairs—Operating Equipment	21.85		25	25	25
Special Services	683.27	129.80	1,400	1,600	1,600
Total Maintenance and Operation	$ 1,910.42	$ 786.36	$ 3,728	$ 5,003	$ 5,001
Capital Outlay					
Equipment	$	$	$	$ 1,260	$ 1,260
Structural and Non-structural Imprs.					
Construction of Station	$	$	$	$ 1,500	$ 1,500
Total Structural and Non-Structural Improvements	$	$	$	$ 1,500	$ 1,500
Total Capital Outlay	$	$	$	$ 2,760	$ 2,760
TOTAL PALMDALE (5)	$ 3,675.84	$ 1,512.36	$ 5,428	$ 9,743	$ 9,741

FIRE PROTECTION DISTRICTS—Continued

Classification	EXPENDITURES				
	Actual Prior Year 1950-51	Actual Current Year To 1-1-52	Estimated Current Year 1951-52	Requested Fiscal Year 1952-53	Allowed Fiscal Year 1952-53
SAN DIMAS (1)					
Salaries and Wages	$ 544.00	$ 312.00	$ 732	$ 732	$ 732
Maintenance and Operation					
Administrative Services	$	$	$ 63	$ 45	$ 45
Automotive Supplies	4.36		60	60	60
Communications	75.00	34.75	75	84	84
Fire Engine Service	4,000.00		4,000	2,300	2,300
Fire Prevention Service	132.05		305	338	336
Fire Protection and Rescue Service			25		
Fire Protection Supplies	978.59	126.32	900	692	692
Insurance:					
Liability	30.50	19.20	50	40	40
N. O. C.	24.00		100	100	100
Workmen's Compensation	54.00	27.00	54	66	66
Interest				656	656
Office Services	.84		16	16	16
Office Supplies	4.26	.69	10	10	10
Other Operating and Maint. Supplies			50	10	10
Repairs—Motor Vehicles	410.32	281.97	865	1,113	1,113
Repairs—Operating Equipment	22.96		15	25	25
Special Services	613.60		800	750	750
Water Service	782.00	207.00	894	876	876
Total Maintenance and Operation	$ 7,132.48	$ 696.93	$ 8,282	$ 7,181	$ 7,179
Capital Outlay					
Equipment	$	$	$ 9,000	$ 2,770	$ 2,770
TOTAL SAN DIMAS (1)	$ 7,676.48	$ 1,008.93	$ 18,014	$ 10,683	$ 10,681

FIRE PROTECTION DISTRICTS—Continued

Classification	EXPENDITURES Actual Prior Year 1950-51	Actual Current Year To 1-1-52	Estimated Current Year 1951-52	Requested Fiscal Year 1952-53	Allowed Fiscal Year 1952-53
UNIVERSAL CITY (5)					
Salaries and Wages	$ 52,672.00	$ 22,099.64	$ 60,000	$ 73,915	$ 73,810
Less Service Charges	738.30	114.48	220		
Salaries and Wages—Net	$ 51,933.70	$ 21,985.16	$ 59,780	$ 73,915	$ 73,810
Maintenance and Operation					
Administrative Services	$ 3,067.92	$	$ 2,200	$ 4,022	$ 4,022
Automobile Mileage				100	100
Automotive Supplies			25	25	25
Communications	886.83	162.04	600	716	716
Fire Prevention Service	300.33		318	386	386
Fire Protection Supplies	36.57		590	280	280
Insurance:					
Liability		1.37	2		
Workmen's Compensation	2,072.33	964.00	1,950	2,580	2,580
Office Services				16	16
Office Supplies	16.83		25	25	25
Repairs—Motor Vehicles	1,654.46	459.44	1,500	1,895	1,895
Special Services	3.20				
Transportation Services		187.02	800	1,104	1,104
Total Maintenance and Operation	$ 8,038.47	$ 1,773.87	$ 8,010	$ 11,149	$ 11,149
TOTAL UNIVERSAL CITY (5)	$ 59,972.17	$ 23,759.03	$ 67,790	$ 85,064	$ 84,959
GRAND TOTAL FIRE PROTECTION DISTRICTS	$3,479,226.84	$1,574,273.37	$4,455,233	$5,373,929	$5,308,850

Flood Control District

Authority: Los Angeles County Flood Control Act (Chapter 755, Statutes of 1915). Objectives are control of flood, storm, and other waste waters, and the conservation of such waters for beneficial and useful purposes by spreading, storing, etc.; for protecting harbors, waterways, public highways, and all property within the District from damage from flood waters; constructs, operates and maintains flood control channels, dams, debris basins, spreading grounds, and other flood control facilities; operates and maintains storm drains, drainage improvements and drainage systems transferred to it by law; co-operates with Federal Government and State and local agencies in developing and constructing a comprehensive flood control system for Los Angeles County.

APPROPRIATIONS $22,971,225

Classification	EXPENDITURES Actual Prior Year 1950-51	Actual Current Year To 1-1-52	Estimated Current Year 1951-52	Requested Fiscal Year 1952-53	Allowed Fiscal Year 1952-53
Salaries and Wages	$	$	$	$ 3,641,131	$ 3,588,859
Less Charges to Projects				3,641,131	3,588,859
Salaries and Wages—Net	$	$	$	$	$
Maintenance and Operation					
Clearing and Minor Repairs on Channels	$ 105,763.42	$ 69,526.42	$ 114,568	$ 100,000	$ 100,000
Emergency Work—Flood or Fire	15,543.60	11,989.73	25,000	30,000	30,000
General Hydraulic Work	297,161.21	124,332.87	235,974	278,829	278,829
Maintenance and Repair of Stream Gaging Stations	6,230.06	5,013.41	6,500	7,000	7,000
Scarifying Channels			1,000	2,000	2,000
Maintenance of Permanent Channel Improvements	222,503.87	36,324.22	109,929	200,000	200,000
Maintenance of Temporary Channel Improvements	92,129.59	47,777.40	107,827	392,500	392,500
Clearing Reservoirs, Debris Basins and Spreading Grounds	46,854.74	15,887.26	103,750	458,875	458,875
Operating of Dams, Debris Basins and Spreading Grounds	203,357.73	109,918.09	269,660	298,200	298,200
Repairs to Dams, Debris Basins and Spreading Grounds	60,615.76	30,704.13	79,142	265,900	265,900
Repairs to Buildings and Equipment	55,650.40	33,309.71	59,494	65,700	65,700
Maintenance of Roads and Trails	17,190.12	4,766.14	23,509	36,000	36,000
Operation of Communication Systems	54,217.65	28,346.28	60,336	62,680	62,680
Repairs to Communication Systems	6,421.29		4,204	7,800	7,800
Contribution to Employees' Retirement Fund	Cr. 11,935.50				
Fire Insurance				38,664	38,664
Expendable Tools and Equipment	8,503.32	3,929.80	9,500	10,500	10,500
Storm Apparel	1,690.74	1,292.78	1,800	2,000	2,000
Damages—N. O. C.			2,500	5,000	5,000
Special Investigations	95,044.76	51,192.61	96,839	114,550	114,550
Revolving Fund	61,734.05	304,514.10		600,000	600,000
Testing	39,492.68	26,309.65	44,600		
Right of Way for District Projects	944.73				
Special Service Accounts	60,027.27	17,088.05	194,036	433,356	433,356
Allotments and Contributions	58,265.39		138,194	259,782	259,782
Oil Royalty Payments	40,000.00	2,395.87	10,500	9,000	9,000
Engineering Studies	6,481.37				
Property Management	7,387.24				
Engineering Account		38,550.12	164,250	210,097	210,097
Total Maintenance and Operation	$1,551,275.49	$ 963,168.64	$1,863,112	$3,888,433	$3,888,433
Less Service Charges	86,643.34	48,771.69	95,000	95,000	95,000
Total Maintenance and Operation—Net	$1,464,632.15	$ 914,396.95	$1,768,112	$3,793,433	$3,793,433

FLOOD CONTROL DISTRICT—Continued

Classification	EXPENDITURES				
	Actual Prior Year 1950-51	Actual Current Year To 1-1-52	Estimated Current Year 1951-52	Requested Fiscal Year 1952-53	Allowed Fiscal Year 1952-53
Capital Outlay					
Right of Way for Federal Projects (101)					
990 War Department Projects	$2,473,007.89	$ 280,130.91	$ 703,786	$5,818,017	$5,818,017
990 Dept. of Agriculture Projects	45,708.50	24,205.98	311,357	221,765	221,765
Right of Way for District Projects (102)					
Various locations	263,831.71	57,446.26	289,990		
905G Irwindale Ave. Spreading Grds.				56,000	56,000
905H Citrus Ave. Spreading Grds.				31,200	31,200
906A Sierra Madre Wash				600	600
912C Live Oak Dam and Reservoir				3,600	3,600
912F Live Oak Wash Spreading Grds.				10,800	10,800
914D Hansen Heights Channel				60,000	60,000
914O Sunset Canyon Debris Basin				389	389
914Q McClure Debris Basin				6,600	6,600
917A Mandeville Canyon				20,000	20,000
919Z Sparr Channel Debris Basin				5,433	5,433
923B Puddingstone Diversion Reservoir				5,000	5,000
923C Puddingstone Reservior				3,000	3,000
924F San Dimas Wash—Forbes Pit				18,000	18,000
924G Ben Lomond Ave. Spreading Grds.				18,000	18,000
926A Compton Creek				133,400	133,400
927F Rio Hondo-Buena Vista Gravel Pit				10,000	10,000
932B Arroyo Seco Channel				309	309
933C Eaton Wash Spreading Grounds				15,000	15,000
934A May Canyon Channel				40,000	40,000
934B May Canyon Debris Basin				15,000	15,000
936A San Jose Creek				1,680	1,680
936G Puente Creek				102,000	102,000
937K Rowley Canyon Debris Basin				56,500	56,500
939B Aliso Creek				10,000	10,000
943A Dominguez Channel				34,900	34,900
952A Alcazar Yard				9,000	9,000
953A Los Cerritos Channel				44,000	44,000
955B Thompson Creek Reservoir				26,400	26,400
991 Purchase of Tax Deeded Lands				3,600	3,600
Permanent Channel Improvements (103)					
Various locations	1,122,602.75	350,471.90	604,584		
900K Los Angeles River				46,080	46,080
902A Ballona Creek				27,600	27,600
922C Rustic Canyon				3,840	3,840
926A Compton Creek—East Branch				610,000	610,000
932P Paradise Canyon				225,600	225,600
934A May Canyon				755,000	755,000
937A Tujunga Wash				133,800	133,800
939B Aliso Creek				1,230,000	1,230,000
943A Dominguez				1,174,800	1,174,800
953A Los Cerritos				496,800	496,800
Temporary Channel Improvements (104)					
Various locations	737,724.31	81,169.51	166,076		
901A San Gabriel River				1,796,000	1,796,000
902B Centinela Creek				370,000	370,000
903A Santa Anita Wash				49,200	49,200
905A Little Dalton Wash				22,000	22,000
905B Big Dalton Wash				24,000	24,000
907A Santa Clara River				16,800	16,800
912B Live Oak Wash				103,800	103,800
922C Rustic Canyon				35,000	35,000
924A San Dimas Wash				4,560	4,560
932K Haskell Avenue Wash				3,600	3,600
933A Eaton Wash				1,200	1,200
935A Coyote Creek				258,000	258,000
936G Puente Creek				91,200	91,200
954D Arcadia Sierra Madre System				18,000	18,000

FLOOD CONTROL DISTRICT—Continued

Classification	EXPENDITURES Actual Prior Year 1950-51	Actual Current Year To 1-1-52	Estimated Current Year 1951-52	Requested Fiscal Year 1952-53	Allowed Fiscal Year 1952-53
Capital Outlay—Continued					
Dams (105)					
Various locations	609,850.86	107,241.38	249,432		
901H San Gabriel No. 2				62,520	62,520
901I San Gabriel No. 1				26,320	26,320
903B Santa Anita				42,760	42,760
905C Big Dalton				13,100	13,100
906B Sierra Madre				1,000	1,000
913C Sawpit				15,900	15,900
923B Puddingstone Diversion				2,400	2,400
923C Puddingstone				12,400	12,400
924B San Dimas				35,800	35,800
932A Devils Gate				3,400	3,400
933 Eaton Wash Debris				2,640	2,640
938C Pacoima				85,400	85,400
949A Big Tujunga				39,150	39,150
955B Thompson Creek				1,200	1,200
Debris Basins (106)					
Various locations	74,520.08	218.55	122,008		
914P Stough Canyon				3,000	3,000
914Q McClure				233,000	233,000
919S Dunsmuir				4,800	4,800
919U Halls Canyon				5,600	5,600
919V Pickens Canyon				5,360	5,360
934B May Canyon				241,800	241,800
937K Rowley Canyon				161,200	161,200
950B Turnbull Canyon				110,800	110,800
Spreading Grounds (107)					
Various locations	67,367.05	59,040.02	67,757		
901K San Gabriel Coastal Basin				25,760	25,760
903D Santa Anita				11,400	11,400
927D Rio Hondo Coastal Basin				29,050	29,050
933C Eaton Wash				1,900	1,900
938D Pacoima Wash				41,580	41,580
946B San Antonio				8,400	8,400
Equipment (108)					
Various locations	161,054.69	11,069.49	123,712	143,649	129,620
Buildings (109)					
Various	1,102,375.25	58,145.01	157,378		
944 Alcazar				50,000	50,000
944 Big Dalton Dam				240	240
944 Devils Gate Dam				240	240
944 District No. 1				8,400	8,400
944 District No. 3				9,000	9,000
944 Eaton Dam Yard				1,800	1,800
944 Eaton Wash Debris Dam				12,000	12,000
944 Pacoima Dam				15,000	15,000
944 Rio Hondo Coastal Basin				8,400	8,400
944 San Dimas Dam				1,440	1,440
944 San Gabriel Dam No. 2				15,000	15,000
944 Sawpit Dam				20,700	20,700
944 Tujunga Wash-Hansen Spreading Grounds				800	800
944 Turnbull Debris Basin				1,200	1,200
Roads and Trails (111)					
Various locations	69,466.57	5,356.97	15,024		
901I San Gabriel Dam No. 1				11,500	11,500
903B Santa Anita Dam				4,200	4,200
919S Dunsmuir Debris Basin				9,600	9,600
938C Pacoima Dam				8,500	8,500
Yard Facilities (112)					
Various locations	27,542.70	1,829.35	5,816		
952 Alcazar Yard				173,013	173,013

FLOOD CONTROL DISTRICT—Continued

Classification	EXPENDITURES Actual Prior Year 1950-51	Actual Current Year To 1-1-52	Estimated Current Year 1951-52	Requested Fiscal Year 1952-53	Allowed Fiscal Year 1952-53
Capital Outlay—Continued					
Communications (114)					
Various	1,061.55		1,000		
913A Santa Anita Spreading Grounds				840	840
Engineering Studies (115)					
Various	21,817.12	560.40	3,600		
951A Ocean Outlet				4,524	4,524
951A Comprehensive Planning				60,000	60,000
Stream Gaging Facilities (116)					
Various locations	3,674.85	3,706.34	7,641		
901A San Gabriel River				3,000	3,000
926A Compton Creek				720	720
928A Rubio Wash				720	720
937M Big Tujunga Canyon				800	800
Engineering Account (151)					
951E Suspense		461,568.54	833,971		
Total Capital Outlay	$6,781,605.88	$1,502,160.61	$3,663,132	$16,069,999	$16,055,970
TOTAL MAINTENANCE FUND	$8,246,238.03	$2,416,557.56	$5,431,244	$19,863,432	$19,849,403
Interest and Debt Redemption					
Interest on Voted Bonds	$ 613,354.50	$	$ 567,168	$ 520,980	$ 520,980
Interest on Non-voted Bonds	65,241.20	16,175.36	53,628	41,512	41,512
Redemption of Voted Bonds	993,750.00	993,750.00	993,750	993,750	993,750
Redemption of Non-voted Bonds	266,000.00	214,000.00	278,000	289,000	289,000
Total Interest and Debt Redemption	$1,938,345.70	$1,223,925.36	$1,892,546	$1,845,242	$1,845,242
TOTAL FLOOD CONTROL	10,184,583.73	$3,640,482.92	$7,323,790	$21,708,674	$21,694,645
DRAINAGE IMPROVEMENTS					
Maintenance and Operation					
Long Beach Northeast Drainage System	$ 11,069.92	$ 9,151.31	$ 18,035	$ 19,265	$ 19,265
Drainage District Improvement No. 3	7.32		180	180	180
Drainage District Improvement No. 8	2,329.06	1,272.18	3,125	3,125	3,125
Drainage District Improvement No. 9	3,908.80	1,955.31	4,175	4,175	4,175
Drainage District Improvement No. 11	2,150.89	1,900.03	2,775	2,775	2,775
Drainage District Improvement No. 17	235.57	16.46	850	850	850
Drainage District Improvement No. 22	3,917.25	1,627.60	3,560	3,560	3,560
Drainage District Improvement No. 23	3,724.19	2,277.88	3,485	9,230	9,230
Drainage District Improvement No. 25	914.52	220.40	305	405	405
Drainage District Improvement No. 26	2,654.62	1,350.83	1,940	2,215	2,215
Drainage District Improvement No. 29	3,375.61	1,266.16	1,310	15,310	15,310
Alhambra Avenue	218.55	153.63	175	175	175
City Terrace	228.91	216.67	535	535	535
Culver City	192.70	259.31	420	420	420
Hooper Avenue	3,687.11	1,731.70	3,750	3,750	3,750
Olive View Sanatorium	32.07	28.29	60	60	60
West Altadena	884.00	206.10	1,115	1,115	1,115
Culver City A & I District No. 4	1,427.42	705.23	909	440	440
Industrial Avenue		41.42	145	145	145
Las Tunas Drive	105.89	43.54	240	240	240
San Fernando Protection District	83.81	32.62	4,665	4,565	4,565
County Hospital	122.79	288.25	315	315	315
East Altadena	1,393.38	69.98	1,055	1,055	1,055
East Compton Creek	340.97	495.81	850	1,645	1,645
General Engineering and Mapping	5,822.48				
Lomita	131.17	252.72	275	175	175
Ramona Boulevard	67.01	45.82	140	140	140
Winery Canyon Channel	224.09	7.46	315	315	315
Los Cerritos	4,868.76	5,790.64	5,796	15,125	15,125
Glen Avenue	5,098.48	2,075.06	4,410	4,410	4,410
Fair Oaks	195.09	355.34	670	670	670

FLOOD CONTROL DISTRICT—Continued

Classification	EXPENDITURES Actual Prior Year 1950-51	Actual Current Year To 1-1-52	Estimated Current Year 1951-52	Requested Fiscal Year 1952-53	Allowed Fiscal Year 1952-53
DRAINAGE IMPROVEMENTS—(Continued)					
Maintenance and Operation—Continued					
Continued					
Rubio Storm Drain—No. 1	3,185.74	11,225.38	13,173	8,295	8,295
Rubio Storm Drain—No. 2	15,846.58	91.32	792	270	270
Tract No. 16588				525	525
Monrovia Wash				300	300
Duarte Park				475	475
Central—168th Street				85	85
Arboretum				85	85
Investigations			100		
Total Maintenance and Operation	$ 78,444.75	$ 45,154.45	$ 79,645	$ 106,420	$ 106,420
Capital Outlay (300)					
999A Long Beach Northeast Drainage System	$ 3,815.80	$ 704.37	$ 2,950	$ 16,862	$ 16,862
999E Drainage Dist. Impr. No. 11	8,782.03	1,013.85	1,450	102,897	102,897
999H Drainage Dist. Impr. No. 23	11,076.77			651,440	651,440
999I Drainage Dist. Impr. No. 25	11,701.29				
999D-1 Los Cerritos Drainage System		6,476.52	7,866		
999G-1 Fair Oaks Storm Drain	1,460.87	1,925.00	1,925	5,997	5,997
999H-1 Rubio Storm Drain No. 1	2,407.83			3,816	3,816
999K-1 Monrovia Wash Channel				23,988	23,988
Total Capital Outlay	$ 39,244.59	$ 10,119.74	$ 14,191	$ 805,000	$ 805,000
TOTAL MAINTENANCE FUND	$ 117,689.34	$ 55,274.19	$ 93,836	$ 911,420	$ 911,420
Interest and Debt Redemption					
Interest on Bonds	$ 5,902.61	$	$ 5,268	$ 4,619	$ 4,619
Redemption of Bonds	9,500.00		9,500	9,900	9,900
Total Interest and Debt Redemption	$ 15,402.61	$	$ 14,768	$ 14,519	$ 14,519
TOTAL DRAINAGE IMPROVEMENTS	$ 133,091.95	$ 55,274.19	$ 108,604	$ 925,939	$ 925,939
ZONE NO. 1					
Maintenance and Operation					
Acquistion of Water	$	$	$	$ 350,641	$ 350,641
GRAND TOTAL FLOOD CONTROL DISTRICT	$10,317,675.68	$3,695,757.11	$7,432,394	$22,985,254	$22,971,225

Garbage Disposal Districts

Garbage Disposal Districts are organized under provisions of the State Health and Safety Code. Appropriations are for the purpose of defraying costs of garbage and refuse disposal in the area included in each district.

APPROPRIATIONS $507,395

Classification	EXPENDITURES Actual Prior Year 1950-51	Actual Current Year To 1-1-52	Estimated Current Year 1951-52	Requested Fiscal Year 1952-53	Allowed Fiscal Year 1952-53
ATHENS-WOODCREST-OLIVITA (2)					
Maintenance and Operation					
Collection of Garbage and Combustible and Non-combustible Rubbish	$ 23,588.03	$ 9,937.62	$ 24,416	$ 25,416	$ 25,416
BELLFLOWER (1)					
Maintenance and Operation					
Collection of Garbage and Combustible and Non-combustible Rubbish	$ 21,906.35	$ 9,260.91	$ 29,645	$ 26,806	$ 26,806
BELVEDERE (1)					
Maintenance and Operation					
Collection of Garbage and Combustible and Non-combustible Rubbish	$ 149,939.82	$ 64,116.45	$ 153,941	$ 157,806	$ 157,806
CLIFTON HEIGHTS (4)					
Maintenance and Operation					
Collection of Garbage and Combustible and Non-combustible Rubbish	$ 4,475.55	$ 1,924.87	$ 4,688	$ 5,989	$ 5,989
DOWNEY (1)					
Maintenance and Operation					
Collection of Garbage and Combustible and Non-combustible Rubbish	$ 30,504.89	$ 13,389.53	$ 39,438	$ 43,059	$ 43,059
FIRESTONE (2)					
Maintenance and Operation					
Collection of Garbage and Combustible and Non-combustible Rubbish	$ 53,516.16	$ 41,060.74	$ 99,367	$ 101,762	$ 101,762
MALIBU (4)					
Maintenance and Operation					
Collection of Garbage and Combustible and Non-combustible Rubbish	$ 10,150.77	$ 4,361.07	$ 10,219	$ 10,871	$ 10,871
MAYFAIR (1)					
Maintenance and Operation					
Collection of Garbage and Combustible and Non-combustible Rubbish	$ 9,542.24	$ 4,067.02	$ 13,881	$ 12,116	$ 12,116
MESA HEIGHTS (4)					
Maintenance and Operation					
Collection of Garbage and Combustible and Non-combustible Rubbish	$ 15,589.25	$ 6,834.54	$ 17,031	$ 24,739	$ 24,739
NORWALK (1)					
Maintenance and Operation					
Collection of Garbage and Combustible and Non-combustible Rubbish	$ 9,676.16	$ 3,454.28	$ 11,758	$ 10,820	$ 10,820
SAN DIMAS (1)					
Maintenance and Operation					
Collection of Garbage and Combustible and Non-combustible Rubbish	$ 3,794.77	$ 1,345.12	$ 4,031	$ 3,374	$ 3,374
SOUTH LAKEWOOD (1)					
Maintenance and Operation					
Collection of Garbage and Combustible and Non-combustible Rubbish	$ 7,726.62	$ 4,923.92	$ 17,151	$ 21,760	$ 21,760
WALNUT PARK (2)					
Maintenance and Operation					
Collection of Garbage and Combustible and Non-combustible Rubbish	$ 27,274.63	$ 11,413.46	$ 27,555	$ 27,623	$ 27,623
WEST HOLLYWOOD-SHERMAN (2)					
Maintenance and Operation					
Collection of Garbage and Combustible and Non-combustible Rubbish	$ 31,887.61	$ 13,687.28	$ 33,284	$ 35,254	$ 35,254
GRAND TOTAL GARBAGE DISPOSAL DISTRICTS	**$ 399,572.85**	**$ 189,776.81**	**$ 486,405**	**$ 507,395**	**$ 507,395**

Public Utility District

The Lakewood Public Utility District was dissolved effective October 6, 1947. The District at time of dissolution was obligated for a garbage and refuse disposal contract which provided services to the area. The contract expired December 31, 1951, and since no obligation existed after that date, no further appropriation is made.

Classification	EXPENDITURES				
	Actual Prior Year 1950-51	Actual Current Year To 1-1-52	Estimated Current Year 1951-52	Requested Fiscal Year 1952-53	Allowed Fiscal Year 1952-53
LAKEWOOD PUBLIC UTILITY DISTRICT DISSOLVED (1)					
Maintenance and Operation					
Collection of Garbage	$ 27,871.85	$ 8,469.00	$ 10,150	$	$

Sewer Maintenance Districts

Sewer Maintenance Districts are formed under provisions of the Health and Safety Code or the Streets and Highways Code of the State of California. The special districts are created by the County Board of Supervisors to provide for the levy and collection of taxes to defray the expense of maintenance and operation of the sanitary sewers which have been constructed and included within the boundaries of the district. The expenditures include the cost of administration, cleaning, repairing, replacing, operating, and maintaining the sanitary sewers and appurtenances and also the contract cost of water service for sewer flushing and sewage disposal when not otherwise provided.

APPROPRIATIONS $400,455

HEALTH AND SAFETY CODE

Classification	EXPENDITURES Actual Prior Year 1950-51	Actual Current Year To 1-1-52	Estimated Current Year 1951-52	Requested Fiscal Year 1952-53	Allowed Fiscal Year 1952-53
ARTESIA (1)					
Salaries and Wages	$ 726.34	$ 624.21	$ 725	$ 720	$ 720
Maintenance and Operation					
Maintenance of System	$ 221.19	$ 104.35	$ 260	$ 315	$ 315
Water Service	135.33		20	20	20
Total Maintenance and Operation	$ 356.52	$ 104.35	$ 280	$ 335	$ 335
TOTAL ARTESIA	$ 1,082.86	$ 728.56	$ 1,005	$ 1,055	$ 1,055
ATLANTIC AVENUE—COMPTON BOULEVARD (1 & 4)					
Salaries and Wages	$ 4,382.02	$ 3,432.41	$ 3,920	$	$
Maintenance and Operation					
Maintenance of System	$ 1,620.63	$ 819.86	$ 1,420	$	$
Water Service	1.79		40		
Total Maintenance and Operation	$ 1,622.42	$ 819.86	$ 1,460	$	$
TOTAL ATLANTIC AVENUE-COMPTON BOULEVARD	$ 6,004.44	$ 4,252.27	$ 5,380	$	$
BANDINI STREET AND SECOND STREET (4)					
Salaries and Wages	$ 81.83	$ 272.17	$ 274	$	$
Maintenance and Operation					
Maintenance of System	$ 28.07	$ 100.19	$ 101	$	$
Water Service	.06				
Total Maintenance and Operation	$ 28.13	$ 100.19	$ 101	$	$
TOTAL BANDINI STREET AND SECOND STREET	$ 109.96	$ 372.36	$ 375	$	$
BELLFLOWER (1)					
Salaries and Wages	$ 5,666.70	$ 8,765.31	$ 10,910	$	$
Maintenance and Operation					
Maintenance of System	$ 2,896.41	$ 1,252.88	$ 2,870	$	$
Water Service	900.39		100		
Total Maintenance and Operation	$ 3,796.80	$ 1,252.88	$ 2,970	$	$
TOTAL BELLFLOWER	$ 9,463.50	$ 10,018.19	$ 13,880	$	$
BELL GARDENS (1)					
Salaries and Wages	$ 3,925.64	$ 3,882.39	$ 5,420	$ 6,395	$ 6,395
Maintenance and Operation					
Maintenance of System	$ 2,466.69	$ 1,202.36	$ 1,980	$ 2,550	$ 2,550
Water Service	2.47		40	60	60
Total Maintenance and Operation	$ 2,469.16	$ 1,202.36	$ 2,020	$ 2,610	$ 2,610
TOTAL BELL GARDENS	$ 6,394.80	$ 5,084.75	$ 7,440	$ 9,005	$ 9,005

SEWER MAINTENANCE DISTRICTS—Continued

HEALTH AND SAFETY CODE—Continued

Classification	EXPENDITURES				
	Actual Prior Year 1950-51	Actual Current Year To 1-1-52	Estimated Current Year 1951-52	Requested Fiscal Year 1952-53	Allowed Fiscal Year 1952-53
BELVEDERE (1)					
Salaries and Wages	$ 21,436.06	$ 15,697.97	$ 20,730	$ 21,025	$ 21,025
Maintenance and Operation					
Maintenance of System	$ 7,093.12	$ 6,114.53	$ 7,560	$ 9,070	$ 9,070
Water Service	6,839.27	22.43	300	300	300
Total Maintenance and Operation	$ 13,932.39	$ 6,136.96	$ 7,860	$ 9,370	$ 9,370
Capital Outlay					
Equipment	$ 2,615.08	$ 1,397.18	$ 10,800	$ 20,805	$ 20,805
TOTAL BELVEDERE	$ 37,983.53	$ 23,232.11	$ 39,390	$ 51,200	$ 51,200
CENTRAL GARDENS (1)					
Salaries and Wages	$ 1,512.63	$ 1,923.21	$ 2,180	$	$
Maintenance and Operation					
Maintenance of System	$ 357.17	$ 204.20	$ 250	$	$
Water Service	.31		20		
Total Maintenance and Operation	$ 357.48	$ 204.20	$ 270	$	$
TOTAL CENTRAL GARDENS	$ 1,870.11	$ 2,127.41	$ 2,450	$	$
CLIFTON HEIGHTS (4)					
Salaries and Wages	$ 212.73	$ 166.90	$ 225	$ 225	$ 225
Maintenance and Operation					
Maintenance of System	$ 64.19	$ 51.03	$ 75	$ 100	$ 100
Water Service	.09		20	20	20
Total Maintenance and Operation	$ 64.28	$ 51.03	$ 95	$ 120	$ 120
TOTAL CLIFTON HEIGHTS	$ 277.01	$ 217.93	$ 320	$ 345	$ 345
COLORADO BLVD.-KINNELOA AVE. (5)					
Salaries and Wages	$	$	$	$ 70	$ 70
Maintenance and Operation					
Maintenance of System	$	$	$	$ 255	$ 255
TOTAL COLORADO BLVD.-KINNELOA AVENUE	$	$	$	$ 325	$ 325
CUDAHY (1)					
Salaries and Wages	$ 1,061.21	$ 1,051.97	$ 1,540	$	$
Maintenance and Operation					
Maintenance of System	$ 327.66	$ 207.79	$ 565	$	$
Water Service	288.70		40		
Total Maintenance and Operation	$ 616.36	$ 207.79	$ 605	$	$
TOTAL CUDAHY	$ 1,677.57	$ 1,259.76	$ 2,145	$	$
DEANE AVENUE—KENISTON AVENUE (4)					
Salaries and Wages	$ 2,367.07	$ 1,519.99	$ 2,085	$ 2,080	$ 2,080
Maintenance and Operation					
Maintenance of System	$ 662.16	$ 514.34	$ 755	$ 900	$ 900
Water Service	288.78		80	80	80
Total Maintenance and Operation	$ 950.94	$ 514.34	$ 835	$ 980	$ 980
TOTAL DEANE AVENUE—KENISTON AVENUE	$ 3,318.01	$ 2,034.33	$ 2,920	$ 3,060	$ 3,060

SEWER MAINTENANCE DISTRICTS—Continued

HEALTH AND SAFETY CODE—Continued

Classification	EXPENDITURES Actual Prior Year 1950-51	Actual Current Year To 1-1-52	Estimated Current Year 1951-52	Requested Fiscal Year 1952-53	Allowed Fiscal Year 1952-53
DIVISION STREET-11TH STREET (5)					
Salaries and Wages	$	$	$	$ 10	$ 10
Maintenance and Operation					
Maintenance of System	$	$	$	$ 100	$ 100
TOTAL DIVISION STREET-11TH STREET	$	$	$	$ 110	$ 110
DOMINGUEZ (4)					
Salaries and Wages	$ 2,764.30	$ 2,606.53	$ 3,160	$ 4,625	$ 4,625
Maintenance and Operation					
Maintenance of System	$ 1,485.36	$ 624.62	$ 1,155	$ 1,860	$ 1,860
Water Service	169.43		30	40	40
Total Maintenance and Operation	$ 1,654.79	$ 624.62	$ 1,185	$ 1,900	$ 1,900
TOTAL DOMINGUEZ	$ 4,419.09	$ 3,231.15	$ 4,345	$ 6,525	$ 6,525
DOWNEY (1)					
Salaries and Wages	$ 4,120.10	$ 7,808.10	$ 9,130	$ 30,475	$ 30,475
Maintenance and Operation					
Maintenance of System	$ 1,911.70	$ 1,964.22	$ 3,350	$ 11,505	$ 11,505
Water Service	642.93		100	250	250
Total Maintenance and Operation	$ 2,554.63	$ 1,964.22	$ 3,450	$ 11,755	$ 11,755
TOTAL DOWNEY	$ 6,674.73	$ 9,772.32	$ 12,580	$ 42,230	$ 42,230
FIRESTONE-PLAZA-90th STREET (2)					
Salaries and Wages	$ 90.49	$ 134.35	$ 170	$	$
Maintenance and Operation					
Maintenance of System	$ 27.35	$ 40.65	$ 50	$	$
Water Service	.06		20		
Total Maintenance and Operation	$ 27.41	$ 40.65	$ 70	$	$
TOTAL FIRESTONE-PLAZA-90th STREET	$ 117.90	$ 175.00	$ 240	$	$
FLORENCE-GRAHAM (1-2-4)					
Salaries and Wages	$ 6,406.90	$ 5,650.79	$ 7,270	$ 23,970	$ 23,970
Maintenance and Operation					
Maintenance of System	$ 2,054.57	$ 2,180.63	$ 3,535	$ 10,965	$ 10,965
Water Service	2,731.91	20.00	300	400	400
Total Maintenance and Operation	$ 4,786.48	$ 2,200.63	$ 3,835	$ 11,365	$ 11,365
Capital Outlay-					
Structural and Non-Structural Improvements					
Land Purchase	$	$	$	$ 10,000	$ 10,000
TOTAL FLORENCE-GRAHAM	$ 11,193.38	$ 7,851.42	$ 11,105	$ 45,335	$ 45,335
GREVILLEA ST.-IMPERIAL HIGHWAY (4)					
Salaries and Wages	$ 6,836.16	$ 7,304.16	$ 9,000	$ 9,220	$ 9,220
Maintenance and Operation					
Maintenance of System	$ 2,859.91	$ 2,252.34	$ 3,310	$ 3,905	$ 3,905
Water Service	1,038.56		200	200	200
Total Maintenance and Operation	$ 3,898.47	$ 2,252.34	$ 3,510	$ 4,105	$ 4,105
TOTAL GREVILLEA ST.-IMPERIAL HIGHWAY	$ 10,734.63	$ 9,556.50	$ 12,510	$ 13,325	$ 13,325

SEWER MAINTENANCE DISTRICTS—Continued

HEALTH AND SAFETY CODE—Continued

Classification	EXPENDITURES Actual Prior Year 1950-51	Actual Current Year To 1-1-52	Estimated Current Year 1951-52	Requested Fiscal Year 1952-53	Allowed Fiscal Year 1952-53
HOLLYDALE (1)					
Salaries and Wages	$ 1,024.81	$ 1,569.12	$ 2,040	$	$
Maintenance and Operation					
Maintenance of System	$ 335.36	$ 463.73	$ 755	$	$
Water Service	113.34		30		
Total Maintenance and Operation	$ 448.70	$ 463.73	$ 785	$	$
TOTAL HOLLYDALE	$ 1,473.51	$ 2,032.85	$ 2,825	$	$
HOYT AVENUE-TYLER AVENUE (1)					
Salaries and Wages	$ 136.59	$ 420.26	$ 600	$ 795	$ 795
Maintenance and Operation					
Maintenance of System	$ 36.98	$ 104.96	$ 230	$ 305	$ 305
Water Service			30	30	30
Total Maintenance and Operation	$ 36.98	$ 104.96	$ 260	$ 335	$ 335
TOTAL HOYT AVENUE-TYLER AVENUE	$ 173.57	$ 525.22	$ 860	$ 1,130	$ 1,130
HYNES-CLEARWATER (1)					
Salaries and Wages	$ 1,789.61	$ 3,009.12	$ 3,870	$	$
Maintenance and Operation					
Maintenance of System	$ 1,040.64	$ 719.97	$ 1,185	$	$
Water Service	110.31		40		
Total Maintenance and Operation	$ 1,150.95	$ 719.97	$ 1,225	$	$
TOTAL HYNES-CLEARWATER	$ 2,940.56	$ 3,729.09	$ 5,095	$	$
INDEPENDENCE AVE.- MOUNTAIN VIEW AVE. (1-2)					
Salaries and Wages	$ 1,260.36	$ 1,469.60	$ 1,985	$	$
Maintenance and Operation					
Maintenance of System	$ 695.30	$ 510.44	$ 735	$	$
Water Service	339.94		80		
Total Maintenance and Operation	$ 1,035.24	$ 510.44	$ 815	$	$
TOTAL INDEPENDENCE AVE.-MOUNTAIN VIEW AVE.	$ 2,295.60	$ 1,980.04	$ 2,800	$	$
LOMITA (4)					
Salaries and Wages	$ 3,388.73	$ 2,407.13	$ 3,255	$ 3,205	$ 3,205
Maintenance and Operation					
Maintenance of System	$ 981.69	$ 918.95	$ 1,175	$ 1,370	$ 1,370
Water Service	568.67		150	100	100
Total Maintenance and Operation	$ 1,550.36	$ 918.95	$ 1,325	$ 1,470	$ 1,470
TOTAL LOMITA	$ 4,939.09	$ 3,326.08	$ 4,580	$ 4,675	$ 4,675

SEWER MAINTENANCE DISTRICTS—Continued

HEALTH AND SAFETY CODE—Continued

Classification	EXPENDITURES				
	Actual Prior Year 1950-51	Actual Current Year To 1-1-52	Estimated Current Year 1951-52	Requested Fiscal Year 1952-53	Allowed Fiscal Year 1952-53
MALABAR STREET (1)					
Salaries and Wages	$ 222.42	$ 104.55	$ 190	$	$
Maintenance and Operation					
Maintenance of System	$ 53.62	$ 40.68	$ 55	$	$
Water Service	120.06		30		
Total Maintenance and Operation	$ 173.68	$ 40.68	$ 85	$	$
TOTAL MALABAR STREET	$ 396.10	$ 145.23	$ 275	$	$
MILLS AVENUE-WHITTIER BLVD. (1)					
Salaries and Wages	$ 101.91	$ 841.32	$ 1,225	$ 5,420	$ 5,420
Maintenance and Operation					
Maintenance of System	$ 26.64	$ 308.12	$ 445	$ 2,200	$ 2,200
Water Service			30	30	30
Total Maintenance and Operation	$ 26.64	$ 308.12	$ 475	$ 2,230	$ 2,230
TOTAL MILLS AVE.-WHITTIER BLVD.	$ 128.55	$ 1,149.44	$ 1,700	$ 7,650	$ 7,650
NORWALK (1)					
Salaries and Wages	$ 2,568.99	$ 5,004.80	$ 5,850	$ 7,600	$ 7,600
Maintenance and Operation					
Maintenance of System	$ 808.08	$ 1,043.42	$ 2,240	$ 3,150	$ 3,150
Water Service	496.45		200	200	200
Total Maintenance and Operation	$ 1,304.53	$ 1,043.42	$ 2,440	$ 3,350	$ 3,350
TOTAL NORWALK	$ 3,873.52	$ 6,048.22	$ 8,290	$ 10,950	$ 10,950
SEVENTH STREET (4)					
Salaries and Wages	$ 125.30	$	$ 260	$ 255	$ 255
Maintenance and Operation					
Maintenance of System	$ 77.58	$	$ 100	$ 110	$ 110
Water Service	.06		20	20	20
Total Maintenance and Operation	$ 77.64	$	$ 120	$ 130	$ 130
TOTAL SEVENTH STREET	$ 202.94	$	$ 380	$ 385	$ 385
SHORT STREET (1)					
Salaries and Wages	$ 114.91	$ 63.80	$ 115	$	$
Maintenance and Operation					
Maintenance of System	$ 35.13	$ 20.57	$ 40	$	$
Water Service	42.53		20		
Total Maintenance and Operation	$ 77.66	$ 20.57	$ 60	$	$
TOTAL SHORT STREET	$ 192.57	$ 84.37	$ 175	$	$
THE STRAND (4)					
Salaries and Wages	$ 250.29	$ 238.25	$ 280	$ 245	$ 245
Maintenance and Operation					
Maintenance of System	$ 73.11	$ 61.24	$ 90	$ 110	$ 110
Water Service	.11		20	20	20
Total Maintenance and Operation	$ 73.22	$ 61.24	$ 110	$ 130	$ 130
TOTAL THE STRAND	$ 323.51	$ 299.49	$ 390	$ 375	$ 375

SEWER MAINTENANCE DISTRICTS—Continued

HEALTH AND SAFETY CODE—Continued

Classification	EXPENDITURES				
	Actual Prior Year 1950-51	Actual Current Year To 1-1-52	Estimated Current Year 1951-52	Requested Fiscal Year 1952-53	Allowed Fiscal Year 1952-53
VERMONT AVENUE (2-4)					
Salaries and Wages	$ 4,250.40	$ 4,174.53	$ 5,180	$ 5,450	$ 5,450
Maintenance and Operation					
Maintenance of System	$ 1,785.25	$ 1,330.50	$ 1,835	$ 2,305	$ 2,305
Water Service	437.08		150	150	150
Total Maintenance and Operation	$ 2,222.33	$ 1,330.50	$ 1,985	$ 2,455	$ 2,455
TOTAL VERMONT AVENUE	$ 6,472.73	$ 5,505.03	$ 7,165	$ 7,905	$ 7,905
WALKER AVENUE (1)					
Salaries and Wages	$ 256.84	$ 242.62	$ 325	$	$
Maintenance and Operation					
Maintenance of System	$ 123.57	$ 51.14	$ 85	$	$
Water Service	24.10		30		
Total Maintenance and Operation	$ 147.67	$ 51.14	$ 115	$	$
TOTAL WALKER AVENUE	$ 404.51	$ 293.76	$ 440	$	$
WEST HOLLYWOOD-SHERMAN (3)					
Salaries and Wages	$ 5,361.47	$ 3,251.36	$ 4,700	$ 4,490	$ 4,490
Maintenance and Operation					
Maintenance of System	$ 28,542.45	$ 847.70	$ 49,810	$ 49,960	$ 49,960
Water Service	450.04	4.00	150	200	200
Total Maintenance and Operation	$ 28,992.49	$ 851.70	$ 49,960	$ 50,160	$ 50,160
TOTAL WEST HOLLYWOOD-SHERMAN	$ 34,353.96	$ 4,103.06	$ 54,660	$ 54,650	$ 54,650
WILLOWBROOK (2-4)					
Salaries and Wages	$ 4,182.68	$ 4,675.97	$ 5,220	$	$
Maintenance and Operation					
Maintenance of System	$ 1,920.29	$ 1,234.08	$ 1,905	$	$
Water Service	637.39		60		
Total Maintenance and Operation	2,557.68	$ 1,234.08	$ 1,965	$	$
TOTAL WILLOWBROOK	$ 6,740.36	$ 5,910.05	$ 7,185	$	$
TOTAL SEWER MAINTENANCE DISTRICTS—H & S Code	$ 166,232.60	$ 115,045.99	$ 212,905	$ 260,235	$ 260,235

SEWER MAINTENANCE DISTRICTS—Continued

STREETS AND HIGHWAYS CODE

Classification	EXPENDITURES Actual Prior Year 1950-51	Actual Current Year To 1-1-52	Estimated Current Year 1951-52	Requested Fiscal Year 1952-53	Allowed Fiscal Year 1952-53
AEOLIAN STREET (11)					
Salaries and Wages	$	$	$	$ 35	$ 35
Maintenance and Operation					
Maintenance of System	$	$	$	$ 20	$ 20
TOTAL AEOLIAN ST.	$	$	$	$ 55	$ 55
BANDINI (1)					
Salaries and Wages	$	$	$ 105	$ 105	$ 105
Maintenance and Operation					
Maintenance of System	$	$	$ 35	$ 40	$ 40
Water Service			10	10	10
Total Maintenance and Operation	$	$	$ 45	$ 50	$ 50
TOTAL BANDINI	$	$	$ 150	$ 155	$ 155
BARTLETT AVE.-FERN AVE. (1)					
Salaries and Wages	$ 234.32	$ 261.32	$ 335	$	$
Maintenance and Operation					
Maintenance of System	$ 71.68	$ 73.14	$ 120	$	$
Water Service	.13		20		
Total Maintenance and Operation	$ 71.81	$ 73.14	$ 140	$	$
TOTAL BARTLETT AVE.-FERN AVE.	$ 306.13	$ 334.46	$ 475	$	$
BLANCHE ST.-ROSEMEAD BLVD. (5)					
Salaries and Wages	$	$	$	$ 575	$ 575
Maintenance and Operation					
Maintenance of System	$	$	$	$ 245	$ 245
Water Service				30	30
Total Maintenance and Operation	$	$	$	$ 275	$ 275
TOTAL BLANCHE ST.-ROSEMEAD BLDV.	$	$	$	$ 850	$ 850
CARSON STREET—CLARK AVENUE (1)					
Salaries and Wages	$ 6,294.40	$ 1,560.00	$ 3,265	$	$
Maintenance and Operation					
Maintenance of System	$ 5,334.21	$ 1,340.60	$ 5,135	$	$
Water Service	190.45		100		
Total Maintenance and Operation	$ 5,524.66	$ 1,340.60	$ 5,235	$	$
TOTAL CARSON STREET-CLARK AVENUE	$ 11,819.06	$ 2,900.60	$ 8,500	$	$
CENTURY BLVD.-ALAMEDA STREET (1-2)					
Salaries and Wages	$	$	$	$ 85	$ 85
Maintenance and Operation					
Maintenance of System	$	$	$	$ 40	$ 40
Water Service				10	10
Total Maintenance and Operation	$	$	$	$ 50	$ 50
TOTAL CENTURY BLVD.-ALAMEDA STREET	$	$	$	$ 135	$ 135

SEWER MAINTENANCE DISTRICTS—Continued

STREETS AND HIGHWAYS CODE—Continued

Classification	EXPENDITURES				
	Actual Prior Year 1950-51	Actual Current Year To 1-1-52	Estimated Current Year 1951-52	Requested Fiscal Year 1952-53	Allowed Fiscal Year 1952-53
CHERRY AVENUE—CARSON STREET (1)					
Salaries and Wages	$ 196.43	$ 234.81	$ 295	$	$
Maintenance and Operation					
Maintenance of System	$ 68.16	$ 53.42	$ 110	$	$
Water Service	.13		20		
Total Maintenance and Operation	$ 68.29	$ 53.42	$ 130	$	$
TOTAL CHERRY AVENUE-CARSON STREET	$ 264.72	$ 288.23	$ 425	$	$
CLARINDA AVE.-SUNGLOW STREET (1)					
Salaries and Wages	$ 6.65	$ 609.57	$ 995	$ 1,055	$ 1,055
Maintenance and Operation					
Maintenance of System	$ 3.70	$ 118.63	$ 335	$ 510	$ 510
Water Service		5.30	20	30	30
Total Maintenance and Operation	$ 3.70	$ 123.93	$ 355	$ 540	$ 540
TOTAL CLARINDA AVE.-SUNGLOW ST.	$ 10.35	$ 733.50	$ 1,350	$ 1,595	$ 1,595
CONANT STREET-BELLFLOWER BOULEVARD (1)					
Salaries and Wages	$ 974.67	$ 527.04	$ 805	$	$
Maintenance and Operation					
Maintenance of System	$ 550.93	$ 211.56	$ 1,295	$	$
Water Service	11.34		20		
Total Maintenance and Operation	$ 562.27	$ 211.56	$ 1,315	$	$
TOTAL CONANT STREET-BELLFLOWER BOULEVARD	$ 1,536.94	$ 738.60	$ 2,120	$	$
DISNEY AVENUE-ROSECRANS AVENUE (1)					
Salaries and Wages	$ 224.09	$	$	$	$
Maintenance and Operation					
Maintenance of System	$ 1,283.44	$	$	$	$
Water Service	.23				
Total Maintenance and Operation	$ 1,283.67	$	$	$	$
TOTAL DISNEY AVENUE- ROSECRANS AVENUE	$ 1,507.76	$	$	$	$
ESCALON AVE.-OLYMPIAD (4)					
Salaries and Wages	$ 478.75	$ 468.38	$ 540	$ 540	$ 540
Maintenance and Operation					
Maintenance of System	$ 4,633.12	$ 152.76	$ 5,055	$ 5,090	$ 5,090
Water Service	.25		30	30	30
Total Maintenance and Operation	$ 4,633.37	$ 152.76	$ 5,085	$ 5,120	$ 5,120
TOTAL ESCALON AVE.-OLYMPIAD	$ 5,112.12	$ 621.14	$ 5,625	$ 5,660	$ 5,660

SEWER MAINTENANCE DISTRICTS—Continued

STREETS AND HIGHWAYS CODE—Continued

Classification	EXPENDITURES				
	Actual Prior Year 1950-51	Actual Current Year To 1-1-52	Estimated Current Year 1951-52	Requested Fiscal Year 1952-53	Allowed Fiscal Year 1952-53
FAIRWAY BOULEVARD-VERNON AVENUE (4)					
Salaries and Wages	$ 702.07	$ 626.96	$ 800	$ 795	$ 795
Maintenance and Operation					
Maintenance of System	$ 202.02	$ 155.00	$ 295	$ 345	$ 345
Water Service	.37		30	30	30
Total Maintenance and Operation	$ 202.39	$ 155.00	$ 325	$ 375	$ 375
TOTAL FAIRWAY BOULEVARD-VERNON AVENUE	$ 904.46	$ 781.96	$ 1,125	$ 1,170	$ 1,170
FERINA STREET-GRIDLEY ROAD (1)					
Salaries and Wages	$ 133.28	$ 209.33	$ 280	$ 270	$ 270
Maintenance and Operation					
Maintenance of System	$ 538.42	$ 61.40	$ 1,405	$ 1,470	$ 1,470
Water Service	.13		20	20	20
Total Maintenance and Operation	$ 538.55	$ 61.40	$ 1,425	$ 1,490	$ 1,490
TOTAL FERINA STREET-GRIDLEY ROAD	$ 671.83	$ 270.73	$ 1,705	$ 1,760	$ 1,760
14th STREET-WOODRUFF AVENUE (1)					
Salaries and Wages	$ 225.09	$ 205.02	$ 300	$	$
Maintenance and Operation					
Maintenance of System	$ 150.25	$ 104.51	$ 305	$	$
Water Service	15.96		20		
Total Maintenance and Operation	$ 166.21	$ 104.51	$ 325	$	$
TOTAL 14th STREET-WOODRUFF AVE.	$ 391.30	$ 309.53	$ 625	$	$
FREER STREET-DOUBLE DRIVE (1)					
Salaries and Wages	$ 352.35	$ 731.51	$ 935	$ 2,580	$ 2,580
Maintenance and Operation					
Maintenance of System	$ 110.61	$ 108.33	$ 340	$ 925	$ 925
Water Service	.15		30	50	50
Total Maintenance and Operation	$ 110.76	$ 108.33	$ 370	$ 975	$ 975
TOTAL FREER STREET-DOUBLE DRIVE	$ 463.11	$ 839.84	$ 1,305	$ 3,555	$ 3,555
GARDEN AVENUE-16th STREET (1)					
Salaries and Wages	$ 429.65	$ 312.32	$ 420	$ 810	$ 810
Maintenance and Operation					
Maintenance of System	$ 941.77	$ 159.05	$ 1,010	$ 785	$ 785
Water Service	.16		20	20	20
Total Maintenance and Operation	$ 941.93	$ 159.05	$ 1,030	$ 805	$ 805
TOTAL GARDEN AVENUE-16th STREET	$ 1,371.58	$ 471.37	$ 1,450	$ 1,615	$ 1,615
GARFIELD AVE.-OLYMPIC BLVD. (1)					
Salaries and Wages	$ 480.92	$ 597.52	$ 820	$ 820	$ 820
Maintenance and Operation					
Maintenance of System	$ 158.75	$ 174.13	$ 300	$ 350	$ 350
Water Service	.36		30	30	30
Total Maintenance and Operation	$ 159.11	$ 174.13	$ 330	$ 380	$ 380
TOTAL GARFIELD AVE.-OLYMPIC BLVD.	$ 640.03	$ 771.65	$ 1,150	$ 1,200	$ 1,200

SEWER MAINTENANCE DISTRICTS—Continued

STREETS AND HIGHWAYS CODE—Continued

Classification	EXPENDITURES Actual Prior Year 1950-51	Actual Current Year To 1-1-52	Estimated Current Year 1951-52	Requested Fiscal Year 1952-53	Allowed Fiscal Year 1952-53
GRAYLAND AVE.-14th STREET (1)					
Salaries and Wages	$ 429.77	$ 325.46	$ 430	$ 515	$ 515
Maintenance and Operation					
Maintenance of System	$ 535.09	$ 106.82	$ 640	$ 510	$ 510
Water Service	.07	4.30	30	30	30
Total Maintenance and Operation	$ 535.16	$ 111.12	$ 670	$ 540	$ 540
TOTAL GRAYLAND AVE.-14th STREET	$ 964.93	$ 436.58	$ 1,100	$ 1,055	$ 1,055
HADLEY STREET-BROADWAY (1)					
Salaries and Wages	$ 6,478.84	$ 2,634.21	$ 3,985	$ 5,995	$ 5,995
Maintenance and Operation					
Maintenance of System	$ 8,446.10	$ 1,677.04	$ 2,560	$ 2,620	$ 2,620
Water Service	6.45	10.94	200	200	200
Total Maintenance and Operation	$ 8,452.55	$ 1,687.98	$ 2,760	$ 2,820	$ 2,820
TOTAL HADLEY STREET-BROADWAY	$ 14,931.39	$ 4,322.19	$ 6,745	$ 8,815	$ 8,815
HARCROSS DR.-BRADNA DR. (4)					
Salaries and Wages	$ 168.93	$ 136.22	$ 225	$ 175	$ 175
Maintenance and Operation					
Maintenance of System	$ 1,356.71	$ 60.93	$ 1,955	$ 1,965	$ 1,965
Water Service	.09		20	20	20
Total Maintenance and Operation	$ 1,356.80	$ 60.93	$ 1,975	$ 1,985	$ 1,985
TOTAL HARCROSS DR.-BRADNA DR.	$ 1,525.73	$ 197.15	$ 2,200	$ 2,160	$ 2,160
HARVEY WAY-MARBER AVE. (1)					
Salaries and Wages	$ 331.35	$ 336.11	$ 480	$	$
Maintenance and Operation					
Maintenance of System	$ 702.34	$ 105.09	$ 175	$	$
Water Service	.22		30		
Total Maintenance and Operation	$ 702.56	$ 105.09	$ 205	$	$
TOTAL HARVEY WAY-MARBER AVE.	$ 1,033.91	$ 441.20	$ 685	$	$
HEDDA ST.- CLARK AVE. (1)					
Salaries and Wages	$ 1,174.68	$ 1,336.05	$ 1,800	$	$
Maintenance and Operation					
Maintenance of System	$ 2,737.98	$ 412.61	$ 2,620	$	$
Water Service	13.50		40		
Total Maintenance and Operation	$ 2,751.48	$ 412.61	$ 2,660	$	$
TOTAL HEDDA ST.-CLARK AVE.	$ 3,926.16	$ 1,748.66	$ 4,460	$	$
HUNTINGTON DRIVE-WINIFRED AVE. (1)					
Salaries and Wages	$ 19.85	$ 50.72	$ 70	$ 85	$ 85
Maintenance and Operation					
Maintenance of System	$ 6.11	$ 25.11	$ 165	$ 185	$ 185
Water Service	.01				
Total Maintenance and Operation	$ 6.12	$ 25.11	$ 165	$ 185	$ 185
TOTAL HUNTINGTON DRIVE-WINIFRED AVENUE	$ 25.97	$ 75.83	$ 235	$ 270	$ 270

SEWER MAINTENANCE DISTRICTS—Continued

STREETS AND HIGHWAYS CODE—Continued

Classification	EXPENDITURES				
	Actual Prior Year 1950-51	Actual Current Year To 1-1-52	Estimated Current Year 1951-52	Requested Fiscal Year 1952-53	Allowed Fiscal Year 1952-53
IMPERIAL HIGHWAY-NORWALK BLVD. (1)					
Salaries and Wages	$ 784.61	$ 583.19	$ 990	$ 985	$ 985
Maintenance and Operation					
Maintenance of System	$ 3,472.07	$ 307.38	$ 370	$ 425	$ 425
Water Service	.43		40	40	40
Total Maintenance and Operation	$ 3,472.50	$ 307.38	$ 410	$ 465	$ 465
TOTAL IMPERIAL HIGHWAY-NORWALK BLVD.	$ 4,257.11	$ 890.57	$ 1,400	$ 1,450	$ 1,450
KALNOR AVENUE (1)					
Salaries and Wages	$ 76.65	$	$	$	$
Maintenance and Operation					
Maintenance of System	$ 26.15	$	$	$	$
Water Service	.06				
Total Maintenance and Operation	$ 26.21	$	$	$	$
TOTAL KALNOR AVENUE	$ 102.86	$	$	$	$
LA BREA AVENUE-SLAUSON AVENUE (4)					
Salaries and Wages	$ 61.13	$	$	$	$
Maintenance and Operation					
Maintenance of System	$ 280.31	$	$	$	$
Water Service	.04				
Total Maintenance and Operation	$ 280.35	$	$	$	$
TOTAL LA BREA AVE.-SLAUSON AVE.	$ 341.48	$	$	$	$
LAKEWOOD (1)					
Salaries and Wages	$ 1,076.64	$ 3,674.69	$ 5,185	$ 20,020	$ 20,020
Maintenance and Operation					
Maintenance of System	$ 1,525.60	$ 826.20	$ 1,890	$ 8,325	$ 8,325
Water Service			200	250	250
Total Maintenance and Operation	$ 1,525.60	$ 826.20	$ 2,090	$ 8,575	$ 8,575
TOTAL LAKEWOOD	$ 2,602.24	$ 4,500.89	$ 7,275	$ 28,595	$ 28,595
LAMBERT ROAD-VILLA DRIVE (1)					
Salaries and Wages	$ 54.62	$ 83.43	$ 105	$ 100	$ 100
Maintenance and Operation					
Maintenance of System	$ 1,148.64	$ 30.51	$ 235	$ 550	$ 550
Water Service	.05		10	10	10
Total Maintenance and Operation	$ 1,148.69	$ 30.51	$ 245	$ 560	$ 560
TOTAL LAMBERT RD.-VILLA DR.	$ 1,203.31	$ 113.94	$ 350	$ 660	$ 660
LANCASTER (5)					
Salaries and Wages	$	$	$ 2,925	$ 50	$ 50
Maintenance and Operation					
Maintenance of System	$ 749.98	$ 4.08	$ 575	$ 3,220	$ 3,220
Water Service	728.06		100	100	100
Total Maintenance and Operation	$ 1,478.04	$ 4.08	$ 675	$ 3,320	$ 3,320
TOTAL LANCASTER	$ 1,478.04	$ 4.08	$ 3,600	$ 3,370	$ 3,370

SEWER MAINTENANCE DISTRICTS—Continued

STREETS AND HIGHWAYS CODE—Continued

Classification	EXPENDITURES				
	Actual Prior Year 1950-51	Actual Current Year To 1-1-52	Estimated Current Year 1951-52	Requested Fiscal Year 1952-53	Allowed Fiscal Year 1952-53
LEFFINGWELL RD.-BLOOMFIELD AVE. (1)					
Salaries and Wages	$ 214.57	$	$	$	$
Maintenance and Operation					
Maintenance of System	$ 1,945.18	$	$	$	$
Water Service	.20				
Total Maintenance and Operation	$ 1,945.38	$	$	$	$
TOTAL LEFFINGWELL RD.-BLOOMFIELD AVE.	$ 2,159.95	$	$	$	$
LOS NIETOS (1)					
Salaries and Wages	$ 1,054.68	$ 735.94	$ 1,060	$ 1,985	$ 1,985
Maintenance and Operation					
Maintenance of System	$ 360.46	$ 156.59	$ 385	$ 845	$ 845
Water Service			40	40	40
Total Maintenance and Operation	$ 360.46	$ 156.59	$ 425	$ 885	$ 885
TOTAL LOS NIETOS	$ 1,415.14	$ 892.53	$ 1,485	$ 2,870	$ 2,870
LOWER AZUSA RD-SUNSET BLVD. (1)					
Salaries and Wages	$ 354.60	$ 1,976.90	$ 2,280	$ 4,860	$ 4,860
Maintenance and Operation					
Maintenance of System	$ 109.54	$ 415.14	$ 830	$ 1,990	$ 1,990
Water Service	.17		60	90	90
Total Maintenance and Operation	$ 109.71	$ 415.14	$ 890	$ 2,080	$ 2,080
TOTAL LOWER AZUSA RD.-SUNSET BLVD.	$ 464.31	$ 2,392.04	$ 3,170	$ 6,940	$ 6,940
MAPLEDALE STREET-BLOOMFIELD AVENUE (1)					
Salaries and Wages	$ 758.04	$ 566.07	$ 655	$ 1,175	$ 1,175
Maintenance and Operation					
Maintenance of System	$ 1,637.45	$ 242.37	$ 345	$ 540	$ 540
Water Service	.13		30	30	30
Total Maintenance and Operation	$ 1,637.58	$ 242.37	$ 375	$ 570	$ 570
TOTAL MAPLEDALE ST.-BLOOMFIELD AVENUE	$ 2,395.62	$ 808.44	$ 1,030	$ 1,745	$ 1,745
MARTHA STREET-14th STREET (1)					
Salaries and Wages	$ 22.20	$ 51.80	$ 70	$ 60	$ 60
Maintenance and Operation					
Maintenance of System	$ 173.24	$ 25.27	$ 225	$ 125	$ 125
Water Service	.02				
Total Maintenance and Operation	$ 173.26	$ 25.27	$ 225	$ 125	$ 125
TOTAL MARTHA STREET-14th STREET	$ 195.46	$ 77.07	$ 295	$ 185	$ 185
MAYFAIR (1)					
Salaries and Wages	$ 678.38	$ 989.64	$ 1,175	$	$
Maintenance and Operation					
Maintenance of System	$ 1,925.74	$ 360.65	$ 2,230	$	$
Water Service	.54		40		
Total Maintenance and Operation	$ 1,926.28	$ 360.65	$ 2,270	$	$
TOTAL MAYFAIR	$ 2,604.66	$ 1,350.29	$ 3,445	$	$

SEWER MAINTENANCE DISTRICTS—Continued

STREETS AND HIGHWAYS CODE—Continued

Classification	EXPENDITURES Actual Prior Year 1950-51	Actual Current Year To 1-1-52	Estimated Current Year 1951-52	Requested Fiscal Year 1952-53	Allowed Fiscal Year 1952-53
NORTHRIDGE DRIVE-OVERHILL DRIVE (4)					
Salaries and Wages	$ 23.52	$ 20.72	$ 35	$ 35	$ 35
Maintenance and Operation					
Maintenance of System	$ 6.82	$ 10.11	$ 20	$ 20	$ 20
Water Service	.01				
Total Maintenance and Operation	$ 6.83	$ 10.11	$ 20	$ 20	$ 20
TOTAL NORTHRIDGE DRIVE-OVERHILL DRIVE	$ 30.35	$ 30.83	$ 55	$ 55	$ 55
ONACREST DR.-NORTHRIDGE DR. (4)					
Salaries and Wages	$ 237.86	$ 260.97	$ 330	$ 325	$ 325
Maintenance and Operation					
Maintenance of System	$ 2,271.39	$ 101.65	$ 1,945	$ 1,965	$ 1,965
Water Service	.15		20	20	20
Total Maintenance and Operation	$ 2,271.54	$ 101.65	$ 1,965	$ 1,985	$ 1,985
TOTAL ONACREST DR.-NORTHRIDGE DR.	$ 2,509.40	$ 362.62	$ 2,295	$ 2,310	$ 2,310
154th ST.-CRENSHAW BLVD. (4)					
Salaries and Wages	$ 998.59	$ 787.93	$ 1,125	$	$
Maintenance and Operation					
Maintenance of System	$ 286.11	$ 306.41	$ 415	$	$
Water Service	.51		40		
Total Maintenance and Operation	$ 286.62	$ 306.41	$ 455	$	$
TOTAL 154th ST.-CRENSHAW BLVD.	$ 1,285.21	$ 1,094.34	$ 1,580	$	$
162nd STREET—MAIDSTONE AVENUE (1)					
Salaries and Wages	$	$	$	$ 330	$ 330
Maintenance and Operation					
Maintenance of System	$	$	$	$ 120	$ 120
Water Service				20	20
Total Maintenance and Operation	$	$	$	$ 140	$ 140
TOTAL 162nd STREET—MAIDSTONE AVE.	$	$	$	$ 470	$ 470
166th ST.-PRAIRIE AVE. (4)					
Salaries and Wages	$ 1,415.08	$ 1,675.18	$ 2,235	$ 4,650	$ 4,650
Maintenance and Operation					
Maintenance of System	$ 429.21	$ 514.64	$ 815	$ 1,925	$ 1,925
Water Service	.84		60	80	80
Total Maintenance and Operation	$ 430.05	$ 514.64	$ 875	$ 2,005	$ 2,005
TOTAL 166th ST.-PRAIRIE AVE.	$ 1,845.13	$ 2,189.82	$ 3,110	$ 6,655	$ 6,655
PACKERS AVENUE-DOWNEY ROAD (1)					
Salaries and Wages	$ 94.10	$ 131.88	$ 200	$ 180	$ 180
Maintenance and Operation					
Maintenance of System	$ 23.55	$ 20.28	$ 25	$ 50	$ 50
Water Service	.02		20	10	10
Total Maintenance and Operation	$ 23.57	$ 20.28	$ 45	$ 60	$ 60
TOTAL PACKERS AVENUE-DOWNEY ROAD	$ 117.67	$ 152.16	$ 245	$ 240	$ 240

SEWER MAINTENANCE DISTRICTS—Continued

STREETS AND HIGHWAYS CODE—Continued

Classification	EXPENDITURES Actual Prior Year 1950-51	Actual Current Year To 1-1-52	Estimated Current Year 1951-52	Requested Fiscal Year 1952-53	Allowed Fiscal Year 1952-53
PALO VERDE AVENUE—WILLOW STREET (1)					
Salaries and Wages	$	$	$	$ 1,180	$ 1,180
Maintenance and Operation					
Maintenance of System	$	$	$	$ 505	$ 505
Water Service				30	30
Total Maintenance and Operation	$	$	$	$ 535	$ 535
TOTAL PALO VERDE AVENUE—WILLOW STREET	$	$	$	$ 1,715	$ 1,715
PECK ROAD-LONGDEN AVENUE (1)					
Salaries and Wages	$ 880.82	$ 1,072.98	$ 1,425	$ 1,705	$ 1,705
Maintenance and Operation					
Maintenance of System	$ 294.23	$ 211.52	$ 525	$ 675	$ 675
Water Service	.57		60	70	70
Total Maintenance and Operation	$ 294.80	$ 211.52	$ 585	$ 745	$ 745
TOTAL PECK ROAD-LONGDEN AVENUE	$ 1,175.62	$ 1,284.50	$ 2,010	$ 2,450	$ 2,450
PICO (1)					
Salaries and Wages	$ 1,787.98	$ 2,720.21	$ 3,570	$ 8,985	$ 8,985
Maintenance and Operation					
Maintenance of System	$ 526.87	$ 540.17	$ 1,300	$ 3,540	$ 3,540
Water Service	.85		130	200	200
Total Maintenance and Operation	$ 527.72	$ 540.17	$ 1,430	$ 3,740	$ 3,740
TOTAL PICO	$ 2,315.70	$ 3,260.38	$ 5,000	$ 12,725	$ 12,725
PIONEER BLVD.-CENTRALIA ROAD (1)					
Salaries and Wages	$ 313.86	$ 259.05	$ 305	$ 295	$ 295
Maintenance and Operation					
Maintenance of System	$ 964.03	$ 146.96	$ 1,020	$ 805	$ 805
Water Service	.12		20	20	20
Total Maintenance and Operation	$ 964.15	$ 146.96	$ 1,040	$ 825	$ 825
TOTAL PIONEER BLVD.-CENTRALIA ROAD	$ 1,278.01	$ 406.01	$ 1,345	$ 1,120	$ 1,120
PUENTE (1)					
Salaries and Wages	$ 437.82	$ 733.90	$ 1,000	$ 1,035	$ 1,035
Maintenance and Operation					
Maintenance of System	$ 171.94	$ 305.09	$ 395	$ 455	$ 455
Water Service	.45		30	30	30
Total Maintenance and Operation	$ 172.39	$ 305.09	$ 425	$ 485	$ 485
TOTAL PUENTE	$ 610.21	$ 1,038.99	$ 1,425	$ 1,520	$ 1,520
PUTNEY AVENUE-GRAND AVENUE (1)					
Salaries and Wages	$ 28.27	$	$	$	$
Maintenance and Operation					
Maintenance of System	$ 11.70	$	$	$	$
Water Service	.03				
Total Maintenance and Operation	$ 11.73	$	$	$	$
TOTAL PUTNEY AVENUE-GRAND AVENUE	$ 40.00	$	$	$	$

SEWER MAINTENANCE DISTRICTS—Continued

STREETS AND HIGHWAYS CODE—Continued

Classification	EXPENDITURES Actual Prior Year 1950-51	Actual Current Year To 1-1-52	Estimated Current Year 1951-52	Requested Fiscal Year 1952-53	Allowed Fiscal Year 1952-53
RAMONA BLVD.-SAN GABRIEL BLVD. (1)					
Salaries and Wages	$ 4,577.06	$ 7,301.40	$ 8,950	$ 11,565	$ 11,565
Maintenance and Operation					
Maintenance of System	$ 1,447.51	$ 1,456.01	$ 3,270	$ 4,705	$ 4,705
Water Service	2.52		300	300	300
Total Maintenance and Operation	$ 1,450.03	$ 1,456.01	$ 3,570	$ 5,005	$ 5,005
TOTAL RAMONA BLVD.-SAN GABRIEL BLVD.	$ 6,027.09	$ 8,757.41	$ 12,520	$ 16,570	$ 16,570
RIVERA (1)					
Salaries and Wages	$ 1,640.38	$ 2,609.80	$ 3,260	$	$
Maintenance and Operation					
Maintenance of System	$ 489.41	$ 524.19	$ 1,230	$	$
Water Service	9.34	8.75	100		
Total Maintenance and Operation	$ 498.75	$ 532.94	$ 1,330	$	$
TOTAL RIVERA	$ 2,139.13	$ 3,142.74	$ 4,590	$	$
ROOSEVELT AVE.-WASHINGTON ST. (1)					
Salaries and Wages	$ 326.49	$ 838.85	$ 1,155	$ 5,025	$ 5,025
Maintenance and Operation					
Maintenance of System	$ 114.67	$ 106.91	$ 420	$ 1,975	$ 1,975
Water Service	.24		40	100	100
Total Maintenance and Operation	$ 114.91	$ 106.91	$ 460	$ 2,075	$ 2,075
TOTAL ROOSEVELT AVE.-WASHINGTON ST.	$ 441.40	$ 945.76	$ 1,615	$ 7,100	$ 7,100
ROSECRANS AVE.-CENTRAL AVE. (4)					
Salaries and Wages	$ 1,214.64	$ 944.35	$ 1,315	$ 1,310	$ 1,310
Maintenance and Operation					
Maintenance of System	$ 370.49	$ 309.96	$ 480	$ 550	$ 550
Water Service	.62		40	40	40
Total Maintenance and Operation	$ 371.11	$ 309.96	$ 520	$ 590	$ 590
TOTAL ROSECRANS AVE.-CENTRAL AVE.	$ 1,585.75	$ 1,254.31	$ 1,835	$ 1,900	$ 1,900
SADLER AVE.-BEVERLY BLVD. (1)					
Salaries and Wages	$ 1,068.26	$ 1,259.27	$ 1,760	$ 1,740	$ 1,740
Maintenance and Operation					
Maintenance of System	$ 352.80	$ 508.89	$ 645	$ 740	$ 740
Water Service	.80		50	40	40
Total Maintenance and Operation	$ 353.60	$ 508.89	$ 695	$ 780	$ 780
TOTAL SADLER AVE.-BEVERLY BLVD.	$ 1,421.86	$ 1,768.16	$ 2,455	$ 2,520	$ 2,520
SAN DIMAS (1)					
Salaries and Wages	$ 372.36	$ 527.88	$ 830	$ 830	$ 830
Maintenance and Operation					
Maintenance of System	$ 979.09	$ 304.18	$ 1,130	$ 1,175	$ 1,175
Water Service	.37		30	30	30
Total Maintenance and Operation	$ 979.46	$ 304.18	$ 1,160	$ 1,205	$ 1,205
TOTAL SAN DIMAS	$ 1,351.82	$ 832.06	$ 1,990	$ 2,035	$ 2,035

SEWER MAINTENANCE DISTRICTS—Continued

STREETS AND HIGHWAYS CODE—Continued

Classification	EXPENDITURES				
	Actual Prior Year 1950-51	Actual Current Year To 1-1-52	Estimated Current Year 1951-52	Requested Fiscal Year 1952-53	Allowed Fiscal Year 1952-53
SAN GABRIEL BLVD.-DELTA ST. (1)					
Salaries and Wages	$ 107.83	$ 84.31	$ 130	$ 185	$ 185
Maintenance and Operation					
Maintenance of System	$ 37.15	$ 50.65	$ 55	$ 65	$ 65
Water Service	.06		10	10	10
Total Maintenance and Operation	$ 37.21	$ 50.65	$ 65	$ 75	$ 75
TOTAL SAN GABRIEL BLVD.-DELTA ST.	$ 145.04	$ 134.96	$ 195	$ 260	$ 260
SORENSON AVE.-ROSE HEDGE DR. (1)					
Salaries and Wages	$ 73.87	$ 77.36	$ 100	$ 95	$ 95
Maintenance and Operation					
Maintenance of System	$ 21.35	$ 25.35	$ 30	$ 35	$ 35
Water Service	.03		10	10	10
Total Maintenance and Operation	$ 21.38	$ 25.35	$ 40	$ 45	$ 45
TOTAL SORENSON AVE.-ROSE HEDGE DR.	$ 95.25	$ 102.71	$ 140	$ 140	$ 140
STUDEBAKER RD.-ROSECRANS AVE. (1)					
Salaries and Wages	$ 1,742.42	$ 944.99	$ 1,330	$ 1,680	$ 1,680
Maintenance and Operation					
Maintenance of System	$ 1,120.79	$ 407.95	$ 490	$ 645	$ 645
Water Service			40	40	40
Total Maintenance and Operation	$ 1,120.79	$ 407.95	$ 530	$ 685	$ 685
TOTAL STUDEBAKER RD.-ROSECRANS AVE.	$ 2,863.21	$ 1,352.94	$ 1,860	$ 2,365	$ 2,365
VERDUN AVENUE-MARBURN AVENUE (4)					
Salaries and Wages	$ 124.50	$	$	$	$
Maintenance and Operation					
Maintenance of System	$ 2,078.31	$	$	$	$
Water Service	.08				
Total Maintenance and Operation	$ 2,078.39	$	$	$	$
TOTAL VERDUN AVE.-MARBURN AVE.	$ 2,202.89	$	$	$	$
WARDLOW RD.-BELLFLOWER BLVD. (1)					
Salaries and Wages	$ 1,780.63	$ 2,407.61	$ 3,195	$	$
Maintenance and Operation					
Maintenance of System	$ 659.73	$ 655.36	$ 2,230	$	$
Water Service	.72		80		
Total Maintenance and Operation	$ 660.45	$ 655.36	$ 2,310	$	$
TOTAL WARDLOW RD.-BELLFLOWER BLVD.	$ 2,441.08	$ 3,062.97	$ 5,505	$	$
WESLEY AVENUE (1)					
Salaries and Wages	$	$	$	$ 110	$ 110
Maintenance and Operation					
Maintenance of System	$	$	$	$ 90	$ 90
TOTAL WESLEY AVENUE	$	$	$	$ 200	$ 200

SEWER MAINTENANCE DISTRICTS—Continued

STREETS AND HIGHWAYS CODE—Continued

Classification	EXPENDITURES				
	Actual Prior Year 1950-51	Actual Current Year To 1-1-52	Estimated Current Year 1951-52	Requested Fiscal Year 1952-53	Allowed Fiscal Year 1952-53
YUKON AVENUE-EL SEGUNDO BLVD. (4)					
Salaries and Wages	$ 961.90	$ 785.50	$ 1,055	$ 1,450	$ 1,450
Maintenance and Operation					
Maintenance of System	$ 268.90	$ 207.49	$ 390	$ 535	$ 535
Water Service	.46		20	20	20
Total Maintenance and Operation	$ 269.36	$ 207.49	$ 410	$ 555	$ 555
TOTAL YUKON AVENUE-EL SEGUNDO BLVD.	$ 1,231.26	$ 992.99	$ 1,465	$ 2,005	$ 2,005
TOTAL SEWER MAINTENANCE DISTRICTS S & H CODE	$ 99,780.74	$ 59,479.73	$ 114,715	$ 140,220	$ 140,220
GRAND TOTAL SEWER MAINTENANCE DISTRICTS	$ 266,013.34	$ 174,525.72	$ 327,620	$ 400,455	$ 400,455

Lighting Districts

Formed under the Streets and Highways Code (Highway Lighting District Act) for the purpose of installing and maintaining street lighting systems from an ad valorem tax. The County Road Commissioners administers and maintains these districts.

APPROPRIATIONS $857,658

Classification	EXPENDITURES Actual Prior Year 1950-51	Actual Current Year To 1-1-52	Estimated Current Year 1951-52	Requested Fiscal Year 1952-53	Allowed Fiscal Year 1952-53
ALTADENA (5)					
Maintenance and Operation					
Engineering, Administration and Records	$ 415.85	$ 241.72	$ 476	$ 494	$ 494
Operation of 520 Lights	12,024.27	4,074.56	17,241	15,816	15,816
TOTAL ALTADENA	$ 12,440.12	$ 4,316.28	$ 17,717	$ 16,310	$ 16,310
AMERICAN MANOR (1)					
Maintenance and Operation					
Engineering, Administration and Records	$ 32.97	$ 14.97	$ 65	$ 68	$ 68
Operation of 72 Lights	1,213.20	404.40	2,906	2,578	2,578
TOTAL AMERICAN MANOR	$ 1,246.17	$ 419.37	$ 2,971	$ 2,646	$ 2,646
ANGELES VISTA (4)					
Maintenance and Operation					
Engineering, Administration and Records	$ 50.05	$ 19.67	$ 56	$ 51	$ 51
Operation of 54 Lights	1,944.48	648.16	2,640	2,313	2,313
TOTAL ANGELES VISTA	$ 1,994.53	$ 667.83	$ 2,696	$ 2,364	$ 2,364
ARTESIA (1)					
Maintenance and Operation					
Engineering, Administration and Records	$ 182.55	$ 65.42	$ 209	$ 229	$ 229
Maintenance Extraordinary			1,958	2,470	2,470
Operation of 241 Lights	4,696.70	929.07	6,978	7,095	7,095
TOTAL ARTESIA	$ 4,879.25	$ 994.49	$ 9,145	$ 9,794	$ 9,794
ATHENS (4)					
Maintenance and Operation					
Engineering, Administration and Records	$ 73.16	$ 32.07	$ 77	$ 82	$ 82
Operation of 86 Lights	2,698.63	960.60	3,430	3,254	3,254
TOTAL ATHENS	$ 2,771.79	$ 992.67	$ 3,507	$ 3,336	$ 3,336
AVALON VILLAGE (4)					
Maintenance and Operation					
Engineering, Administration and Records	$ 18.79	$ 8.12	$ 20	$ 18	$ 18
Operation of 19 Lights	695.88	231.96	807	708	708
TOTAL AVALON VILLAGE	$ 714.67	$ 240.08	$ 827	$ 726	$ 726
BALDWIN PARK (1)					
Maintenance and Operation					
Engineering, Administration and Records	$ 405.38	$ 186.42	$ 555	$ 729	$ 729
Maintenance Extraordinary			950	2,000	2,000
Operation of 767 Lights	8,795.57	3,204.61	20,897	25,005	25,005
TOTAL BALDWIN PARK	$ 9,200.95	$ 3,391.03	$ 22,402	$ 27,734	$ 27,734

LIGHTING DISTRICTS—Continued

Classification	EXPENDITURES Actual Prior Year 1950-51	Actual Current Year To 1-1-52	Estimated Current Year 1951-52	Requested Fiscal Year 1952-53	Allowed Fiscal Year 1952-53
BANDINI (1)					
Maintenance and Operation					
Engineering, Administration and Records	$ 64.47	$ 26.94	$ 70	$ 60	$ 60
Operation of 63 Lights	2,783.88	927.96	3,369	2,823	2,823
TOTAL BANDINI	**$ 2,848.35**	**$ 954.90**	**$ 3,439**	**$ 2,883**	**$ 2,883**
BELL (1)					
Maintenance and Operation					
Engineering, Administration and Records	$ 614.83	$ 296.31	$ 608	$ 659	$ 659
Maintenance Extraordinary		176.53	6,000	5,540	5,540
Operation of 693 Lights	23,320.22	6,456.25	22,927	22,860	22,860
TOTAL BELL	**$ 23,935.05**	**$ 6,929.09**	**$ 29,535**	**$ 29,059**	**$ 29,059**
BELLFLOWER (1)					
Maintenance and Operation					
Engineering, Administration and Records	$ 361.24	$ 156.92	$ 641	$ 753	$ 753
Operation of 793 Lights	11,015.40	3,626.16	25,505	27,443	27,443
TOTAL BELLFLOWER	**$ 11,376.64**	**$ 3,783.08**	**$ 26,146**	**$ 28,196**	**$ 28,196**
BELL GARDENS (1)					
Maintenance and Operation					
Engineering, Administration and Records	$ 510.87	$ 246.71	$ 509	$ 577	$ 577
Operation of 607 Lights	20,326.68	6,775.56	21,346	21,777	21,777
TOTAL BELL GARDENS	**$ 20,837.55**	**$ 7,022.27**	**$ 21,855**	**$ 22,354**	**$ 22,354**
BELVEDERE (1)					
Maintenance and Operation					
Engineering, Administration and Records	$ 633.18	$ 299.73	$ 634	$ 758	$ 758
Maintenance Extraordinary			2,710	3,500	3,500
Operation of 797 Lights	16,076.03	4,656.59	17,325	19,963	19,963
TOTAL BELVEDERE	**$ 16,709.21**	**$ 4,956.32**	**$ 20,669**	**$ 24,221**	**$ 24,221**
CARMENITA (1)					
Maintenance and Operation					
Engineering, Administration and Records	$ 18.40	$ 8.98	$ 18	$ 20	$ 20
Operation of 21 Lights	564.28	204.76	561	627	627
TOTAL CARMENITA	**$ 582.68**	**$ 213.74**	**$ 579**	**$ 647**	**$ 647**
CASA VENIDA (4)					
Maintenance and Operation					
Engineering, Administration and Records	$ 176.60	$ 84.23	$ 177	$ 193	$ 193
Operation of 203 Lights	7,910.64	2,652.56	8,210	8,204	8,204
TOTAL CASA VENIDA	**$ 8,087.24**	**$ 2,736.79**	**$ 8,387**	**$ 8,397**	**$ 8,397**
CENTRAL GARDENS (2)					
Maintenance and Operation					
Engineering, Administration and Records	$ 35.85	$ 14.97	$ 39	$ 53	$ 53
Operation of 56 Lights	1,483.80	494.60	1,903	2,484	2,484
TOTAL CENTRAL GARDENS	**$ 1,519.65**	**$ 509.57**	**$ 1,942**	**$ 2,537**	**$ 2,537**

LIGHTING DISTRICTS—Continued

Classification	EXPENDITURES Actual Prior Year 1950-51	Actual Current Year To 1-1-52	Estimated Current Year 1951-52	Requested Fiscal Year 1952-53	Allowed Fiscal Year 1952-53
CITY TERRACE (1)					
Maintenance and Operation					
Engineering, Administration and Records	$ 310.13	$ 140.67	$ 298	$ 335	$ 335
Maintenance Extraordinary		1,408.00	3,368	4,008	4,008
Operation of 352 Lights	8,447.22	2,358.97	8,656	8,978	8,978
TOTAL CITY TERRACE	$ 8,757.35	$ 3,907.64	$ 12,322	$ 13,321	$ 13,321
CLEARWATER (1)					
Maintenance and Operation					
Engineering, Administration and Records	$ 259.65	$ 116.30	$ 300	$ 336	$ 336
Operation of 354 Lights	7,871.88	2,590.76	10,803	11,250	11,250
TOTAL CLEARWATER	$ 8,131.53	$ 2,707.06	$ 11,103	$ 11,586	$ 11,586
CRENSHAW (4)					
Maintenance and Operation					
Engineering, Administration and Records	$ 136.97	$ 61.57	$ 142	$ 154	$ 154
Operation of 162 Lights	4,224.24	1,405.72	4,899	4,885	4,885
TOTAL CRENSHAW	$ 4,361.21	$ 1,467.29	$ 5,041	$ 5,039	$ 5,039
CRENSHAW VILLA (4)					
Maintenance and Operation					
Engineering, Administration and Records	$ 47.79	$ 20.52	$ 51	$ 53	$ 53
Operation of 56 Lights	1,348.56	449.52	1,711	1,662	1,662
TOTAL CRENSHAW VILLA	$ 1,396.35	$ 470.04	$ 1,762	$ 1,715	$ 1,715
CRESCENT HEIGHTS (3)					
Maintenance and Operation					
Engineering, Administration and Records	$ 348.33	$ 168.47	$ 350	$ 376	$ 376
Maintenance Extraordinary		102.81	3,428	5,636	5,636
Operation of 396 Lights	7,332.98	1,618.62	7,388	7,222	7,222
TOTAL CRESCENT HEIGHTS	$ 7,681.31	$ 1,889.90	$ 11,166	$ 13,234	$ 13,234
CUDAHY (1)					
Maintenance and Operation					
Engineering, Administration and Records	$ 138.89	$ 67.99	$ 144	$ 157	$ 157
Operation of 165 Lights	4,358.19	1,705.44	5,357	5,383	5,383
TOTAL CUDAHY	$ 4,497.08	$ 1,773.43	$ 5,501	$ 5,540	$ 5,540
DEL AIRE (4)					
Maintenance and Operation					
Engineering, Administration and Records	$ 315.37	$ 153.07	$ 309	$ 340	$ 340
Operation of 358 Lights	11,962.86	4,319.00	13,126	13,179	13,179
TOTAL DEL AIRE	$ 12,278.23	$ 4,472.07	$ 13,435	$ 13,519	$ 13,519
DOWNEY (1)					
Maintenance and Operation					
Engineering, Administration and Records	$ 252.87	$ 119.29	$ 311	$ 328	$ 328
Maintenance Extraordinary			115		
Operation of 345 Lights	6,455.55	3,116.51	11,964	11,112	11,112
TOTAL DOWNEY	$ 6,708.42	$ 3,235.80	$ 12,390	$ 11,440	$ 11,440

LIGHTING DISTRICTS—Continued

Classification	EXPENDITURES Actual Prior Year 1950-51	Actual Current Year To 1-1-52	Estimated Current Year 1951-52	Requested Fiscal Year 1952-53	Allowed Fiscal Year 1952-53
DUARTE (1)					
Maintenance and Operation					
Engineering, Administration and Records	$ 17.80	$ 6.84	$ 19	$ 20	$ 20
Operation of 21 Lights	461.52	153.84	628	613	613
TOTAL DUARTE	**$ 479.32**	**$ 160.68**	**$ 647**	**$ 633**	**$ 633**
EASTLAND (1)					
Maintenance and Operation					
Engineering, Administration and Records	$ 40.80	$ 19.24	$ 44	$ 48	$ 48
Operation of 51 Lights	1,279.56	426.52	1,437	1,492	1,492
TOTAL EASTLAND	**$ 1,320.36**	**$ 445.76**	**$ 1,481**	**$ 1,540**	**$ 1,540**
EASTMONT (1)					
Maintenance and Operation					
Engineering, Administration and Records	$ 175.61	$ 83.81	$ 180	$ 194	$ 194
Maintenance Extraordinary			2,102	2,258	2,258
Operation of 204 Lights	6,439.34	1,822.32	6,667	6,533	6,533
TOTAL EASTMONT	**$ 6,614.95**	**$ 1,906.13**	**$ 8,949**	**$ 8,985**	**$ 8,985**
EL NIDO (4)					
Maintenance and Operation					
Engineering, Administration and Records	$ 5.92	$ 6.84	$ 14	$ 15	$ 15
Operation of 16 Lights	239.40	168.00	504	514	514
TOTAL EL NIDO	**$ 245.32**	**$ 174.84**	**$ 518**	**$ 529**	**$ 529**
GARVEY (1)					
Maintenance and Operation					
Engineering, Administration and Records	$ 337.33	$ 158.20	$ 365	$ 395	$ 395
Operation of 416 Lights	11,433.55	3,926.68	13,561	13,354	13,354
TOTAL GARVEY	**$ 11,770.88**	**$ 4,084.88**	**$ 13,926**	**$ 13,749**	**$ 13,749**
GRAHAM (2)					
Maintenance and Operation					
Engineering, Administration and Records	$ 517.47	$ 248.85	$ 524	$ 559	$ 559
Maintenance Extraordinary			5,623	4,435	4,435
Operation of 588 Lights	11,672.10	3,102.31	14,319	18,146	18,146
TOTAL GRAHAM	**$ 12,189.57**	**$ 3,351.16**	**$ 20,466**	**$ 23,140**	**$ 23,140**
GREENLEAF (1)					
Maintenance and Operation					
Engineering, Administration and Records	$ 68.72	$ 26.94	$ 77	$ 73	$ 73
Operation of 77 Lights	1,324.46	607.96	2,413	2,229	2,229
TOTAL GREENLEAF	**$ 1,393.18**	**$ 634.90**	**$ 2,490**	**$ 2,302**	**$ 2,302**
HONDO (1)					
Maintenance and Operation					
Engineering, Administration and Records	$ 31.56	$ 9.41	$ 39	$ 42	$ 42
Operation of 44 Lights	953.52	317.84	1,608	1,669	1,669
TOTAL HONDO	**$ 985.08**	**$ 327.25**	**$ 1,647**	**$ 1,711**	**$ 1,711**
IMPERIAL CREST (1)					
Maintenance and Operation					
Engineering, Administration and Records	$	$	$	$ 170	$ 170
Operation of 179 Lights				7,051	7,051
TOTAL IMPERIAL CREST	**$**	**$**	**$**	**$ 7,221**	**$ 7,221**

LIGHTING DISTRICTS—Continued

Classification	EXPENDITURES Actual Prior Year 1950-51	Actual Current Year To 1-1-52	Estimated Current Year 1951-52	Requested Fiscal Year 1952-53	Allowed Fiscal Year 1952-53
INDUSTRIAL (1)					
Maintenance and Operation					
Engineering, Administration and Records	$ 47.16	$ 20.52	$ 49	$ 55	$ 55
Operation of 58 Lights	1,362.72	454.24	1,687	1,704	1,704
TOTAL INDUSTRIAL	$ 1,409.88	$ 474.76	$ 1,736	$ 1,759	$ 1,759
JEFFERSON (4)					
Maintenance and Operation					
Engineering, Administration and Records	$ 447.17	$ 207.80	$ 496	$ 523	$ 523
Operation of 551 Lights	19,738.44	6,593.08	26,172	25,238	25,238
TOTAL JEFFERSON	$ 20,185.61	$ 6,800.88	$ 26,668	$ 25,761	$ 25,761
KAGEL CANYON (5)					
Maintenance and Operation					
Engineering, Administration and Records	$ 32.97	$ 14.97	$ 34	$ 38	$ 38
Operation of 40 Lights	988.20	329.40	1,126	1,151	1,151
TOTAL KAGEL CANYON	$ 1,021.17	$ 344.37	$ 1,160	$ 1,189	$ 1,189
KERN (1)					
Maintenance and Operation					
Engineering, Administration and Records	$ 557.88	$ 257.83	$ 555	$ 630	$ 630
Maintenance Extraordinary		21.32	3,902	4,605	4,605
Operation of 663 Lights	19,486.33	4,965.70	19,656	19,504	19,504
TOTAL KERN	$ 20,044.21	$ 5,244.85	$ 24,113	$ 24,739	$ 24,739
LA CANADA (5)					
Maintenance and Operation					
Engineering, Administration and Records	$ 116.15	$ 56.01	$ 135	$ 149	$ 149
Maintenance Extraordinary			175	250	250
Operation of 156 Lights	2,498.44	122.21	3,996	4,086	4,086
TOTAL LA CANADA	$ 2,614.59	$ 178.22	$ 4,306	$ 4,485	$ 4,485
LA CRESCENTA (5)					
Maintenance and Operation					
Engineering, Administration and Records	$ 55.52	$ 18.81	$ 73	$ 71	$ 71
Operation of 75 Lights	771.74	313.97	2,579	1,879	1,879
TOTAL LA CRESCENTA	$ 827.26	$ 332.78	$ 2,652	$ 1,950	$ 1,950
LAKEWOOD (1)					
Maintenance and Operation					
Engineering, Administration and Records	$ 376.29	$ 183.00	$ 379	$ 412	$ 412
Maintenance Extraordinary				100	100
Operation of 433 Lights	12,423.12	4,114.34	13,431	12,978	12,978
TOTAL LAKEWOOD	$ 12,799.41	$ 4,297.34	$ 13,810	$ 13,490	$ 13,490
LANCASTER (5)					
Maintenance and Operation					
Engineering, Administration and Records	$ 236.76	$ 113.31	$ 250	$ 306	$ 306
Operation of 322 Lights	9,948.72	3,316.24	10,992	11,856	11,856
TOTAL LANCASTER	$ 10,185.48	$ 3,429.55	$ 11,242	$ 12,162	$ 12,162
LANCASTER HEIGHTS (5)					
Maintenance and Operation					
Engineering, Administration and Records	$ 12.19	$ 5.99	$ 12	$ 13	$ 13
Operation of 14 Lights	396.00	136.16	408	417	417
TOTAL LANCASTER HEIGHTS	$ 408.19	$ 142.15	$ 420	$ 430	$ 430

LIGHTING DISTRICTS—Continued

Classification	EXPENDITURES Actual Prior Year 1950-51	Actual Current Year To 1-1-52	Estimated Current Year 1951-52	Requested Fiscal Year 1952-53	Allowed Fiscal Year 1952-53
LAWNDALE (4)					
Maintenance and Operation					
Engineering, Administration and Records	$ 515.55	$ 239.02	$ 606	$ 702	$ 702
Steel Poles				15,370	15,370
Operation of 739 Lights	14,461.64	4,813.74	26,327	26,650	26,650
TOTAL LAWNDALE	**$ 14,977.19**	**$ 5,052.76**	**$ 26,933**	**$ 42,722**	**$ 42,722**
LAYTON VISTA (5)					
Maintenance and Operation					
Engineering, Administration and Records	$ 37.19	$ 17.10	$ 37	$ 90	$ 90
Maintenance Extraordinary				30	30
Operation of 95 Lights	1,150.33	382.50	1,253	2,873	2,873
TOTAL LAYTON VISTA	**$ 1,187.52**	**$ 399.60**	**$ 1,290**	**$ 2,993**	**$ 2,993**
LINCOLN (4)					
Maintenance and Operation					
Engineering, Administration and Records	$ 73.01	$ 34.63	$ 72	$ 83	$ 83
Operation of 87 Lights	2,843.28	947.76	2,982	3,091	3,091
TOTAL LINCOLN	**$ 2,916.29**	**$ 982.39**	**$ 3,054**	**$ 3,174**	**$ 3,174**
LOMITA (4)					
Maintenance and Operation					
Engineering, Administration and Records	$ 202.59	$ 97.49	$ 204	$ 229	$ 229
Operation of 241 Lights	9,456.96	3,152.32	9,983	10,216	10,216
TOTAL LOMITA	**$ 9,659.55**	**$ 3,249.81**	**$ 10,187**	**$ 10,445**	**$ 10,445**
LOMITA SQUARE (4)					
Maintenance and Operation					
Engineering, Administration and Records	$ 26.11	$ 13.25	$ 26	$ 29	$ 29
Operation of 31 Lights	1,034.73	382.44	1,147	1,166	1,166
TOTAL LOMITA SQUARE	**$ 1,060.84**	**$ 395.69**	**$ 1,173**	**$ 1,195**	**$ 1,195**
LONGDEN (1)					
Maintenance and Operation					
Engineering, Administration and Records	$ 210.33	$ 97.92	$ 222	$ 249	$ 249
Maintenance Extraordinary			175	215	215
Operation of 262 Lights	7,149.78	2,379.04	8,313	8,512	8,512
TOTAL LONGDEN	**$ 7,360.11**	**$ 2,476.96**	**$ 8,710**	**$ 8,976**	**$ 8,976**
LOS NIETOS (1)					
Maintenance and Operation					
Engineering, Administration and Records	$ 34.71	$ 14.97	$ 43	$ 42	$ 42
Operation of 44 Lights	1,393.30	466.28	1,903	1,675	1,675
TOTAL LOS NIETOS	**$ 1,428.01**	**$ 481.25**	**$ 1,946**	**$ 1,717**	**$ 1,717**
LUBEC (1)					
Maintenance and Operation					
Engineering, Administration and Records	$	$ 27.79	$ 55	$ 64	$ 64
Operation of 67 Lights		56.42	2,525	2,622	2,622
TOTAL LUBEC	**$**	**$ 84.21**	**$ 2,580**	**$ 2,686**	**$ 2,686**
LUGO (4)					
Maintenance and Operation					
Engineering, Administration and Records	$ 48.64	$ 22.23	$ 50	$ 54	$ 54
Operation of 57 Lights	1,636.17	621.48	2,121	2,037	2,037
TOTAL LUGO	**$ 1,684.81**	**$ 643.71**	**$ 2,171**	**$ 2,091**	**$ 2,091**

LIGHTING DISTRICTS—Continued

Classification	EXPENDITURES Actual Prior Year 1950-51	Actual Current Year To 1-1-52	Estimated Current Year 1951-52	Requested Fiscal Year 1952-53	Allowed Fiscal Year 1952-53
MANHATTAN (4)					
Maintenance and Operation					
Engineering, Administration and Records	$ 28.97	$ 13.68	$ 29	$ 30	$ 30
Maintenance Extraordinary			242	450	450
Operation of 32 Lights	1,134.19	312.89	1,032	1,014	1,014
TOTAL MANHATTAN	$ 1,163.16	$ 326.57	$ 1,303	$ 1,494	$ 1,494
MAYFAIR (1)					
Maintenance and Operation					
Engineering, Administration and Records	$ 243.39	$ 115.87	$ 243	$ 264	$ 264
Operation of 278 Lights	8,354.64	2,784.88	8,931	8,744	8,744
TOTAL MAYFAIR	$ 8,598.03	$ 2,900.75	$ 9,174	$ 9,008	$ 9,008
McCARTHY (1)					
Maintenance and Operation					
Engineering, Administration and Records	$ 269.33	$ 120.15	$ 274	$ 306	$ 306
Operation of 322 Lights	9,803.38	3,451.35	11,822	12,360	12,360
TOTAL McCARTHY	$ 10,072.71	$ 3,571.50	$ 12,096	$ 12,666	$ 12,666
MELROSE (3)					
Maintenance and Operation					
Engineering, Administration and Records	$ 689.14	$ 334.79	$ 675	$ 752	$ 752
Maintenance Extraordinary			3,300	5,131	5,131
Operation of 792 Lights	15,455.08	4,305.22	17,302	18,237	18,237
TOTAL MELROSE	$ 16,144.22	$ 4,640.01	$ 21,277	$ 24,120	$ 24,120
MICHIGAN AVENUE (5)					
Maintenance and Operation					
Engineering, Administration and Records	$ 89.28	$ 33.78	$ 104	$	$
Operation of Lights	1,505.07	520.36	3,123	$	$
TOTAL MICHIGAN AVENUE	$ 1,594.35	$ 554.14	$ 3,227	$	$
MICHILLINDA (1-5)					
Maintenance and Operation					
Engineering, Administration and Records	$ 238.26	$ 106.47	$ 248	$ 269	$ 269
Maintenance Extraordinary			395	2,015	2,015
Operation of 283 Lights	7,534.55	2,332.13	8,773	8,538	8,538
TOTAL MICHILLINDA	$ 7,772.81	$ 2,438.60	$ 9,416	$ 10,822	$ 10,822
MINES (1)					
Maintenance and Operation					
Engineering, Administration and Records	$ 236.29	$ 113.74	$ 316	$ 392	$ 392
Operation of 413 Lights	7,043.85	3,377.80	13,478	15,341	15,341
TOTAL MINES	$ 7,280.14	$ 3,491.54	$ 13,794	$ 15,733	$ 15,733
MIRAMONTE-FLORENCE (2)					
Maintenance and Operation					
Engineering, Administration and Records	$ 1,134.24	$ 566.97	$ 1,141	$ 1,272	$ 1,272
Maintenance Extraordinary		2,130.48	3,080	3,525	3,525
Operation of 1333 Lights	31,212.97	10,737.52	36,651	56,160	56,160
TOTAL MIRAMONTE-FLORENCE	$ 32,347.21	$ 13,434.97	$ 40,872	$ 60,957	$ 60,957

LIGHTING DISTRICTS—Continued

Classification	EXPENDITURES Actual Prior Year 1950-51	Actual Current Year To 1-1-52	Estimated Current Year 1951-52	Requested Fiscal Year 1952-53	Allowed Fiscal Year 1952-53
MONETA (4)					
Maintenance and Operation					
Engineering, Administration and Records	$ 206.35	$ 96.21	$ 204	$ 230	$ 230
Operation of 242 Lights	4,482.96	1,492.74	5,003	5,129	5,129
TOTAL MONETA	$ 4,689.31	$ 1,588.95	$ 5,207	$ 5,359	$ 5,359
MONTROSE (5)					
Maintenance and Operation					
Engineering, Administration and Records	$ 154.47	$ 73.12	$ 180	$ 75	$ 75
Operation of 79 Lights	3,986.00	679.06	5,317	1,940	1,940
TOTAL MONTROSE	$ 4,140.47	$ 752.18	$ 5,497	$ 2,015	$ 2,015
NEWHALL (5)					
Maintenance and Operation					
Engineering, Administration and Records	$ 211.06	$ 106.89	$ 243	$ 247	$ 247
Operation of 260 Lights	5,282.47	1,286.94	8,716	8,153	8,153
TOTAL NEWHALL	$ 5,493.53	$ 1,393.83	$ 8,959	$ 8,400	$ 8,400
NORWALK (1)					
Maintenance and Operation					
Engineering, Administration and Records	$ 152.80	$ 66.27	$ 181	$ 237	$ 237
Maintenance Extraordinary			495	4,060	4,060
Operation of 250 Lights	3,635.31	1,058.07	7,928	9,541	9,541
TOTAL NORWALK	$ 3,788.11	$ 1,124.34	$ 8,604	$ 13,838	$ 13,838
PALMDALE (5)					
Maintenance and Operation					
Engineering, Administration and Records	$ 52.25	$ 24.37	$ 58	$ 86	$ 86
Operation of 91 Lights	1,788.48	596.16	2,206	2,974	2,974
TOTAL PALMDALE	$ 1,840.73	$ 620.53	$ 2,264	$ 3,060	$ 3,060
PALOMA (5)					
Maintenance and Operation					
Engineering, Administration and Records	$ 23.87	$ 11.97	$ 24	$ 28	$ 28
Operation of 29 Lights	841.71	321.72	965	1,010	1,010
TOTAL PALOMA	$ 865.58	$ 333.69	$ 989	$ 1,038	$ 1,038
PASADENA BOULEVARD (1)					
Maintenance and Operation					
Engineering, Administration and Records	$ 263.54	$ 124.85	$ 265	$ 345	$ 345
Maintenance Extraordinary			1,360	1,940	1,940
Operation of 364 Lights	8,360.21	2,531.54	9,404	11,063	11,063
TOTAL PASADENA BOULEVARD	$ 8,623.75	$ 2,656.39	$ 11,029	$ 13,348	$ 13,348

LIGHTING DISTRICTS—Continued

Classification	EXPENDITURES Actual Prior Year 1950-51	Actual Current Year To 1-1-52	Estimated Current Year 1951-52	Requested Fiscal Year 1952-53	Allowed Fiscal Year 1952-53
PICO (1)					
Maintenance and Operation					
Engineering, Administration and Records	$ 131.73	$ 59.86	$ 135	$ 224	$ 224
Maintenance Extraordinary			1,360	3,100	3,100
Operation of 235 Lights	5,381.40	1,529.03	5,095	7,806	7,806
TOTAL PICO	**$ 5,513.13**	**$ 1,588.89**	**$ 6,590**	**$ 11,130**	**$ 11,130**
PIEDMONT (5)					
Maintenance and Operation					
Engineering, Administration and Records	$ 226.23	$ 106.89	$ 229	$ 270	$ 270
Operation of 284 Lights	7,182.75	2,416.80	7,820	8,397	8,397
TOTAL PIEDMONT	**$ 7,408.98**	**$ 2,523.69**	**$ 8,049**	**$ 8,667**	**$ 8,667**
POPPY FIELDS (5)					
Maintenance and Operation					
Engineering, Administration and Records	$ 137.40	$ 67.56	$ 134	$ 150	$ 150
Maintenance Extraordinary			1,470	1,800	1,800
Operation of 158 Lights	3,238.08	515.02	2,412	2,632	2,632
TOTAL POPPY FIELDS	**$ 3,375.48**	**$ 582.58**	**$ 4,016**	**$ 4,582**	**$ 4,582**
POTRERO (1)					
Maintenance and Operation					
Engineering, Administration and Records	$ 143.16	$ 66.70	$ 145	$ 158	$ 158
Operation of 166 Lights	5,354.68	1,805.76	5,932	5,953	5,953
TOTAL POTRERO	**$ 5,497.84**	**$ 1,872.46**	**$ 6,077**	**$ 6,111**	**$ 6,111**
PUENTE (1)					
Maintenance and Operation					
Engineering, Administration and Records	$ 93.78	$ 44.47	$ 94	$ 107	$ 107
Maintenance Extraordinary			670	1,750	1,750
Operation of 113 Lights	3,058.20	865.09	3,050	3,212	3,212
TOTAL PUENTE	**$ 3,151.98**	**$ 909.56**	**$ 3,814**	**$ 5,069**	**$ 5,069**
REDONDO (4)					
Maintenance and Operation					
Engineering, Administration and Records	$ 19.28	$ 9.41	$ 19	$ 21	$ 21
Operation of 22 Lights	720.54	269.28	826	839	839
TOTAL REDONDO	**$ 739.82**	**$ 278.69**	**$ 845**	**$ 860**	**$ 860**
RICO (4)					
Maintenance and Operation					
Engineering, Administration and Records	$ 462.26	$ 270.23	$ 564	$ 612	$ 612
Maintenance Extraordinary			780		
Operation of 644 Lights	15,236.74	400.10	19,567	19,377	19,377
TOTAL RICO	**$ 15,699.00**	**$ 670.33**	**$ 20,911**	**$ 19,989**	**$ 19,989**
RIVERA (1)					
Maintenance and Operation					
Engineering, Administration and Records	$ 18.05	$ 6.41	$ 18	$ 29	$ 29
Operation of 30 Lights	295.20	98.40	437	729	729
TOTAL RIVERA	**$ 313.25**	**$ 104.81**	**$ 455**	**$ 758**	**$ 758**

LIGHTING DISTRICTS—Continued

Classification	EXPENDITURES				
	Actual Prior Year 1950-51	Actual Current Year To 1-1-52	Estimated Current Year 1951-52	Requested Fiscal Year 1952-53	Allowed Fiscal Year 1952-53
RIVERSIDE (1)					
Maintenance and Operation					
Engineering, Administration and Records	$ 16.55	$ 6.84	$ 18	$ 20	$ 20
Operation of 21 Lights	475.68	164.56	614	645	645
TOTAL RIVERSIDE	**$ 492.23**	**$ 171.40**	**$ 632**	**$ 665**	**$ 665**
ROSEMEAD (1)					
Maintenance and Operation					
Engineering, Administration and Records	$ 377.31	$ 178.73	$ 389	$ 428	$ 428
Operation of 450 Lights	11,624.81	4,515.32	15,161	15,071	15,071
TOTAL ROSEMEAD	**$ 12,002.12**	**$ 4,694.05**	**$ 15,550**	**$ 15,499**	**$ 15,499**
SAN DIMAS (1)					
Maintenance and Operation					
Engineering, Administration and Records	$ 125.73	$ 60.29	$ 126	$ 141	$ 141
Maintenance Extraordinary			840		
Operation of 148 Lights	2,876.68	897.36	3,133	3,256	3,256
TOTAL SAN DIMAS	**$ 3,002.41**	**$ 957.65**	**$ 4,099**	**$ 3,397**	**$ 3,397**
SATIVA (4)					
Maintenance and Operation					
Engineering, Administration and Records	$ 81.33	$ 38.91	$ 111	$ 119	$ 119
Operation of 125 Lights	2,540.52	1,024.01	3,989	3,817	3,817
TOTAL SATIVA	**$ 2,621.85**	**$ 1,062.92**	**$ 4,100**	**$ 3,936**	**$ 3,936**
SEPULVEDA (4)					
Maintenance and Operation					
Engineering, Administration and Records	$ 68.52	$ 32.92	$ 69	$ 73	$ 73
Operation of 77 Lights	3,081.84	1,027.28	3,250	3,128	3,128
TOTAL SEPULVEDA	**$ 3,150.36**	**$ 1,060.20**	**$ 3,319**	**$ 3,201**	**$ 3,201**
STEPHENSON-LAGUNA (1)					
Maintenance and Operation					
Engineering, Administration and Records	$ 547.11	$ 261.25	$ 551	$ 608	$ 608
Maintenance Extraordinary			1,000	2,930	2,930
Operation of 640 Lights	12,999.22	3,748.00	14,452	14,815	14,815
TOTAL STEPHENSON-LAGUNA	**$ 13,546.33**	**$ 4,009.25**	**$ 16,003**	**$ 18,353**	**$ 18,353**
SUNNYSIDE (2)					
Maintenance and Operation					
Engineering, Administration and Records	$ 142.57	$ 64.14	$ 147	$ 153	$ 153
Maintenance Extraordinary			25		
Operation of 161 Lights	6,393.83	2,126.16	7,633	6,918	6,918
TOTAL SUNNYSIDE	**$ 6,536.40**	**$ 2,190.30**	**$ 7,805**	**$ 7,071**	**$ 7,071**
VAL VERDE (5)					
Maintenance and Operation					
Engineering, Administration and Records	$ 34.45	$ 16.68	$ 34	$ 47	$ 47
Operation of 49 Lights	921.06	366.36	1,127	1,405	1,405
TOTAL VAL VERDE	**$ 955.51**	**$ 383.04**	**$ 1,161**	**$ 1,452**	**$ 1,452**

LIGHTING DISTRICTS—Continued

Classification	EXPENDITURES Actual Prior Year 1950-51	Actual Current Year To 1-1-52	Estimated Current Year 1951-52	Requested Fiscal Year 1952-53	Allowed Fiscal Year 1952-53
VERMONT GARDENS (4)					
Maintenance and Operation					
Engineering, Administration and Records	$ 54.21	$ 26.51	$ 53	$ 61	$ 61
Maintenance Extraordinary			190		
Operation of 64 Lights	1,170.93	356.15	1,303	1,431	1,431
TOTAL VERMONT GARDENS	**$ 1,225.14**	**$ 382.66**	**$ 1,546**	**$ 1,492**	**$ 1,492**
VIEW HEIGHTS (4)					
Maintenance and Operation					
Engineering, Administration and Records	$ 104.86	$ 75.68	$ 135	$ 171	$ 171
Operation of 180 Lights	3,217.44	2,173.18	7,079	7,812	7,812
TOTAL VIEW HEIGHTS	**$ 3,322.30**	**$ 2,248.86**	**$ 7,214**	**$ 7,983**	**$ 7,983**
WALNUT (1)					
Maintenance and Operation					
Engineering, Administration and Records	$ 4.81	$ 5.56	$ 11	$ 17	$ 17
Operation of 18 Lights	163.44	185.04	555	705	705
TOTAL WALNUT	**$ 168.25**	**$ 190.60**	**$ 566**	**$ 722**	**$ 722**
WALNUT PARK (1)					
Maintenance and Operation					
Engineering, Administration and Records	$ 250.59	$ 109.03	$ 227	$ 253	$ 253
Maintenance Extraordinary			485	3,145	3,145
Operation of 265 Lights	7,005.22	2,035.51	7,611	7,444	7,444
TOTAL WALNUT PARK	**$ 7,255.81**	**$ 2,144.54**	**$ 8,323**	**$ 10,842**	**$ 10,842**
WESTERN (4)					
Maintenance and Operation					
Engineering, Administration and Records	$ 115.76	$ 56.87	$ 122	$ 133	$ 133
Operation of 140 Lights	4,342.45	1,423.51	4,831	5,019	5,019
TOTAL WESTERN	**$ 4,458.21**	**$ 1,480.38**	**$ 4,953**	**$ 5,152**	**$ 5,152**
WEST HOLLYWOOD (3)					
Maintenance and Operation					
Engineering, Administration and Records	$ 651.22	$ 317.69	$ 638	$ 715	$ 715
Maintenance Extraordinary		54.18	3,613	6,500	6,500
Operation of 753 Lights	13,062.63	3,215.08	13,363	14,567	14,567
TOTAL WEST HOLLYWOOD	**$ 13,713.85**	**$ 3,586.95**	**$ 17,614**	**$ 21,782**	**$ 21,782**
WEST KNOLL (3)					
Maintenance and Operation					
Engineering, Administration and Records	$ 242.92	$ 113.31	$ 241	$ 265	$ 265
Maintenance Extraordinary			990	2,364	2,364
Operation of 279 Lights	8,776.24	2,348.92	8,730	8,762	8,762
TOTAL WEST KNOLL	**$ 9,019.16**	**$ 2,462.23**	**$ 9,961**	**$ 11,391**	**$ 11,391**

LIGHTING DISTRICTS—Continued

Classification	EXPENDITURES Actual Prior Year 1950-51	Actual Current Year To 1-1-52	Estimated Current Year 1951-52	Requested Fiscal Year 1952-53	Allowed Fiscal Year 1952-53
WEST WHITTIER (1)					
Maintenance and Operation					
Engineering, Administration and Records	$ 24.51	$ 10.69	$ 35	$ 38	$ 38
Steel Poles				750	750
Operation of 40 Lights	824.28	274.76	1,448	1,336	1,336
TOTAL WEST WHITTIER	$ 848.79	$ 285.45	$ 1,483	$ 2,124	$ 2,124
WILLOWBROOK (4)					
Maintenance and Operation					
Engineering, Administration and Records	$ 131.03	$ 67.13	$ 214	$ 221	$ 221
Operation of 232 Lights	2,865.79	1,072.23	6,263	6,055	6,055
TOTAL WILLOWBROOK	$ 2,996.82	$ 1,139.36	$ 6,477	$ 6,276	$ 6,276
WOODCREST (2)					
Maintenance and Operation					
Engineering, Administration and Records	$ 493.34	$ 248.00	$ 520	$ 562	$ 562
Maintenance Extraordinary			527		
Operation of 591 Lights	13,130.52	5,194.13	18,706	18,362	18,362
TOTAL WOODCREST	$ 13,623.86	$ 5,442.13	$ 19,753	$ 18,924	$ 18,924
GRAND TOTAL LIGHTING DISTRICTS	$ 572,777.10	$ 186,398.59	$ 773,836	$ 857,658	$ 857,658

Lighting Maintenance Districts

Formed under the Streets and Highways Code (Improvement Act of 1911) for the purpose of maintaining street lighting systems from an ad valorem tax. The County Road Commissioner administers and maintains these districts.

APPROPRIATIONS $255,147

Classification	EXPENDITURES				
	Actual Prior Year 1950-51	Actual Current Year To 1-1-52	Estimated Current Year 1951-52	Requested Fiscal Year 1952-53	Allowed Fiscal Year 1952-53
No. 411-MONTROSE AVENUE (5)					
Maintenance and Operation					
Engineering, Administration and Records	$ 85.68	$ 41.90	$ 85	$ 34	$ 34
Maintenance Extraordinary			700		
Operation of 36 Lights	1,992.53	597.56	2,339	1,021	1,021
TOTAL No. 411	**$ 2,078.21**	**$ 639.46**	**$ 3,124**	**$ 1,055**	**$ 1,055**
No. 540-ROSE VILLA STREET (5)					
Maintenance and Operation					
Engineering, Administration and Records	$ 111.54	$ 54.73	$ 111	$ 129	$ 129
Maintenance Extraordinary			690	2,445	2,445
Operation of 136 Lights	2,894.67	755.52	2,926	3,201	3,201
TOTAL No. 540	**$ 3,006.21**	**$ 810.25**	**$ 3,727**	**$ 5,775**	**$ 5,775**
No. 588-ALLEN AVENUE (5)					
Maintenance and Operation					
Engineering, Administration and Records	$ 160.54	$ 78.67	$ 157	$ 176	$ 176
Maintenance Extraordinary			505		
Operation of 185 Lights	3,917.60	910.31	3,715	3,988	3,988
TOTAL No. 588	**$ 4,078.14**	**$ 988.98**	**$ 4,377**	**$ 4,164**	**$ 4,164**
No. 625-WASHINGTON STREET (5)					
Maintenance and Operation					
Engineering, Administration and Records	$ 37.68	$ 18.39	$ 37	$ 41	$ 41
Maintenance Extraordinary				285	285
Operation of 43 Lights	885.91	269.65	968	1,020	1,020
TOTAL No. 625	**$ 923.59**	**$ 288.04**	**$ 1,005**	**$ 1,346**	**$ 1,346**
No. 628-SEVILLE AVENUE (1)					
Maintenance and Operation					
Engineering, Administration and Records	$ 38.67	$ 18.81	$ 38	$ 42	$ 42
Operation of 44 Lights	384.42	201.80	549	862	862
TOTAL No. 628	**$ 423.09**	**$ 220.61**	**$ 587**	**$ 904**	**$ 904**
No. 635—DOWNEY AND NORWALK ROAD (1)					
Maintenance and Operation					
Engineering, Administration and Records	$ 26.36	$ 12.83	$ 26	$ 29	$ 29
Operation of 30 Lights	516.26	155.42	605	641	641
TOTAL No. 635	**$ 542.62**	**$ 168.25**	**$ 631**	**$ 670**	**$ 670**

LIGHTING MAINTENANCE DISTRICTS—Continued

Classification	EXPENDITURES Actual Prior Year 1950-51	Actual Current Year To 1-1-52	Estimated Current Year 1951-52	Requested Fiscal Year 1952-53	Allowed Fiscal Year 1952-53
No. 669-CENTRAL AVENUE (2)					
Maintenance and Operation					
Engineering, Administration and Records	$ 150.75	$ 21.38	$ 44	$ 51	$ 51
Maintenance Extraordinary			895	2,245	2,245
Operation of 54 Lights	2,068.25	590.59	1,579	1,923	1,923
TOTAL No. 669	**$ 2,219.00**	**$ 611.97**	**$ 2,518**	**$ 4,219**	**$ 4,219**
No. 670—PINE AVENUE (1)					
Maintenance and Operation					
Engineering, Administration and Records	$ 35.44	$ 17.10	$ 35	$ 38	$ 38
Maintenance Extraordinary			331	285	285
Operation of 40 Lights	470.07	132.32	602	628	628
TOTAL No. 670	**$ 505.51**	**$ 149.42**	**$ 968**	**$ 951**	**$ 951**
No. 681-SANTA ANITA AND VIRGINIA AVENUES (5)					
Maintenance and Operation					
Engineering, Administration and Records	$ 29.59	$ 14.54	$ 29	$ 33	$ 33
Maintenance Extraordinary			590	1,071	1,071
Operation of 35 Lights	1,144.83	184.94	759	785	785
TOTAL No. 681	**$ 1,174.42**	**$ 199.48**	**$ 1,378**	**$ 1,889**	**$ 1,889**
No. 691-PEACH STREET AND OAKS AVENUE (4)					
Maintenance and Operation					
Engineering, Administration and Records	$ 10.95	$ 5.13	$ 10	$ 11	$ 11
Operation of 12 Lights	217.16	65.77	253	267	267
TOTAL No. 691	**$ 228.11**	**$ 70.90**	**$ 263**	**$ 278**	**$ 278**
No. 721-WHITTIER BOULEVARD (1)					
Maintenance and Operation					
Engineering, Administration and Records	$ 100.50	$ 61.57	$ 127	$ 137	$ 137
Maintenance Extraordinary			1,000	1,000	1,000
Operation of 144 Lights	3,536.02	826.59	3,409	3,311	3,311
TOTAL No. 721	**$ 3,636.52**	**$ 888.16**	**$ 4,536**	**$ 4,448**	**$ 4,448**
No. 738-MEADOWBROOK ROAD (5)					
Maintenance and Operation					
Engineering, Administration and Records	$ 40.90	$ 20.10	$ 40	$ 45	$ 45
Maintenance Extraordinary			200	765	765
Operation of 47 Lights	1,054.63	228.16	944	1,000	1,000
TOTAL No. 738	**$ 1,095.53**	**$ 248.26**	**$ 1,184**	**$ 1,810**	**$ 1,810**

LIGHTING MAINTENANCE DISTRICTS—Continued

Classification	EXPENDITURES Actual Prior Year 1950-51	Actual Current Year To 1-1-52	Estimated Current Year 1951-52	Requested Fiscal Year 1952-53	Allowed Fiscal Year 1952-53
No. 760-FAIRFAX AVENUE (3)					
Maintenance and Operation					
Engineering, Administration and Records	$ 23.80	$ 14.97	$ 30	$ 33	$ 33
Maintenance Extraordinary			628	1,143	1,143
Operation of 35 Lights	1,444.59	300.05	802	980	980
TOTAL No. 760	**$ 1,468.39**	**$ 315.02**	**$ 1,460**	**$ 2,156**	**$ 2,156**
No. 780-WOODS AVENUE (1)					
Maintenance and Operation					
Engineering, Administration and Records	$ 120.62	$ 59.01	$ 117	$ 131	$ 131
Operation of 138 Lights	1,321.88	659.28	1,388	2,514	2,514
TOTAL No. 780	**$ 1,442.50**	**$ 718.29**	**$ 1,505**	**$ 2,645**	**$ 2,645**
No. 785-RAMONA BOULEVARD (1)					
Maintenance and Operation					
Engineering, Administration and Records	$ 29.59	$ 14.54	$ 29	$ 32	$ 32
Operation of 34 Lights	771.65	212.34	791	833	833
TOTAL No. 785	**$ 801.24**	**$ 226.88**	**$ 820**	**$ 865**	**$ 865**
No. 788-HONOLULU AVENUE (5)					
Maintenance and Operation					
Engineering, Administration and Records	$ 59.07	$ 28.22	$ 58	$	$
Maintenance Extraordinary			560		
Operation of Lights	1,660.43	379.91	1,526		
TOTAL No. 788	**$ 1,719.50**	**$ 408.13**	**$ 2,144**	**$**	**$**
No. 825-WHITTIER BOULEVARD, WHITTIER (1)					
Maintenance and Operation					
Engineering, Administration and Records	$ 19.28	$ 9.41	$ 19	$ 21	$ 21
Operation of 22 Lights	364.62	141.31	644	548	548
TOTAL No. 825	**$ 383.90**	**$ 150.72**	**$ 663**	**$ 569**	**$ 569**
No. 850-HADLEY STREET (1)					
Maintenance and Operation					
Engineering, Administration and Records	$ 29.49	$ 13.68	$ 30	$ 31	$ 31
Maintenance Extraordinary			457	600	600
Operation of 32 Lights	1,077.87	205.57	790	787	787
TOTAL No. 850	**$ 1,107.36**	**$ 219.25**	**$ 1,277**	**$ 1,418**	**$ 1,418**

LIGHTING MAINTENANCE DISTRICTS—Continued

Classification	EXPENDITURES				
	Actual Prior Year 1950-51	Actual Current Year To 1-1-52	Estimated Current Year 1951-52	Requested Fiscal Year 1952-53	Allowed Fiscal Year 1952-53
NO. 859—BEVERLY BLVD. near ATLANTIC (1)					
Maintenance and Operation					
Engineering, Administration and Records	$ 373.94	$ 52.16	$ 104	$ 118	$ 118
Maintenance Extraordinary			1,135	1,030	1,030
Operation of 124 Lights	3,251.82	713.18	2,799	2,966	2,966
TOTAL No. 859	$ 3,625.76	$ 765.34	$ 4,038	$ 4,114	$ 4,114
NO. 865—SEE DRIVE, WHITTIER (1)					
Maintenance and Operation					
Engineering, Administration and Records	$ 53.01	$ 21.81	$ 43	$ 48	$ 48
Maintenance Extraordinary			1,156	1,480	1,480
Operation of 51 Lights	2,128.01	300.42	1,189	1,197	1,197
TOTAL No. 865	$ 2,181.02	$ 322.23	$ 2,388	$ 2,725	$ 2,725
No. 900—ELIZABETH STREET, COMPTON (4)					
Maintenance and Operation					
Engineering, Administration and Records	$ 28.48	$ 13.68	$ 27	$ 30	$ 30
Maintenance Extraordinary			95		
Operation of 32 Lights	551.02	163.35	652	690	690
TOTAL No. 900	$ 579.50	$ 177.03	$ 774	$ 720	$ 720
NO. 903—TOWN OF TEMPLE (1)					
Maintenance and Operation					
Engineering, Administration and Records	$ 354.44	$ 169.75	$ 339	$ 381	$ 381
Maintenance Extraordinary			2,000		
Operation of 401 Lights	7,558.94	2,088.47	9,208	9,841	9,841
TOTAL No. 903	$ 7,913.38	$ 2,258.22	$ 11,547	$ 10,222	$ 10,222
No. 941-MONTEBELLO PARK (1)					
Maintenance and Operation					
Engineering, Administration and Records	$ 397.78	$ 194.98	$ 397	$ 441	$ 441
Maintenance Extraordinary			1,395	1,820	1,820
Operation of 464 Lights	9,951.70	3,359.05	12,188	12,559	12,559
TOTAL No. 941	$ 10,349.48	$ 3,554.03	$ 13,980	$ 14,820	$ 14,820
No. 977-DOMINGUEZ CITY (4)					
Maintenance and Operation					
Engineering, Administration and Records	$ 212.52	$ 103.05	$ 205	$ 229	$ 229
Maintenance Extraordinary				1,629	1,629
Operation of 241 Lights	3,511.33	830.61	3,622	3,917	3,917
TOTAL No. 977	$ 3,723.85	$ 933.66	$ 3,827	$ 5,775	$ 5,775

LIGHTING MAINTENANCE DISTRICTS—Continued

Classification	EXPENDITURES Actual Prior Year 1950-51	Actual Current Year To 1-1-52	Estimated Current Year 1951-52	Requested Fiscal Year 1952-53	Allowed Fiscal Year 1952-53
No. 1007-VIEW PARK (4)					
Maintenance and Operation					
Engineering, Administration and Records	$ 364.98	$ 177.87	$ 356	$ 395	$ 395
Maintenance Extraordinary		277.25	2,950	1,700	1,700
Operation of 416 Lights	8,344.33	2,089.84	8,858	9,059	9,059
TOTAL No. 1007	**$ 8,709.31**	**$ 2,544.96**	**$ 12,164**	**$ 11,154**	**$ 11,154**
No. 1011-LAKEWOOD VILLAGE (1)					
Maintenance and Operation					
Engineering, Administration and Records	$ 53.47	$ 26.08	$ 52	$ 58	$ 58
Maintenance Extraordinary				210	210
Operation of 61 Lights	1,363.54	418.94	1,545	1,622	1,622
TOTAL No. 1011	**$ 1,417.01**	**$ 445.02**	**$ 1,597**	**$ 1,890**	**$ 1,890**
No. 1013-ANGELES VISTA AND SLAUSON AVENUE (4)					
Maintenance and Operation					
Engineering, Administration and Records	$ 168.37	$ 82.10	$ 163	$ 187	$ 187
Maintenance Extraordinary			2,425	1,956	1,956
Operation of 197 Lights	3,658.73	966.62	3,983	4,394	4,394
TOTAL No. 1013	**$ 3,827.10**	**$ 1,048.72**	**$ 6,571**	**$ 6,537**	**$ 6,537**
No. 1022-WINDSOR HILLS (4)					
Maintenance and Operation					
Engineering, Administration and Records	$ 64.66	$ 31.64	$ 64	$ 85	$ 85
Maintenance Extraordinary			2,150	3,111	3,111
Operation of 89 Lights	1,616.26	375.16	1,547	2,059	2,059
TOTAL No. 1022	**$ 1,680.92**	**$ 406.80**	**$ 3,761**	**$ 5,255**	**$ 5,255**
No. 1030-BALDWIN HILLS (4)					
Maintenance and Operation					
Engineering, Administration and Records	$ 56.46	$ 26.94	$ 53	$ 61	$ 61
Maintenance Extraordinary			880	1,180	1,180
Operation of 64 Lights	1,406.57	302.59	1,396	1,422	1,422
TOTAL No. 1030	**$ 1,463.03**	**$ 329.53**	**$ 2,329**	**$ 2,663**	**$ 2,663**
No. 1062-FIRESTONE PARK (2)					
Maintenance and Operation					
Engineering, Administration and Records	$ 30.18	$ 17.96	$ 36	$ 42	$ 42
Maintenance Extraordinary			375		
Operation of 44 Lights	594.83	280.13	792	1,086	1,086
TOTAL No. 1062	**$ 625.01**	**$ 298.09**	**$ 1,203**	**$ 1,128**	**$ 1,128**

LIGHTING MAINTENANCE DISTRICTS—Continued

Classification	EXPENDITURES Actual Prior Year 1950-51	Actual Current Year To 1-1-52	Estimated Current Year 1951-52	Requested Fiscal Year 1952-53	Allowed Fiscal Year 1952-53
NO. 1254—DAINES DRIVE (1)					
Maintenance and Operation					
Engineering, Administration and Records	$ 41.16	$ 20.10	$ 40	$ 45	$ 45
Maintenance Extraordinary			155		
Operation of 47 Lights	778.37	230.74	944	1,000	1,000
TOTAL NO. 1254	**$ 819.53**	**$ 250.84**	**$ 1,139**	**$ 1,045**	**$ 1,045**
NO. 1373—RUTGERS-LAKEWOOD (1)					
Maintenance and Operation					
Engineering, Administration and Records	$ 63.27	$ 73.12	$ 147	$ 162	$ 162
Operation of 171 Lights	3,852.55	1,507.21	4,814	4,879	4,879
TOTAL NO. 1373	**$ 3,915.82**	**$ 1,580.33**	**$ 4,961**	**$ 5,041**	**$ 5,041**
NO. 1394—LAKEWOOD PLAZA (1)					
Maintenance and Operation					
Engineering, Administration & Records	$ 62.16	$ 71.83	$ 148	$ 160	$ 160
Operation of 168 Lights	3,385.08	2,128.44	6,551	6,486	6,486
TOTAL NO. 1394	**$ 3,447.24**	**$ 2,200.27**	**$ 6,699**	**$ 6,646**	**$ 6,646**
NO. 1395—SOUTH ARCADIA PARK (1)					
Maintenance and Operation					
Engineering, Administration & Records	$ 28.49	$ 32.92	$ 71	$ 73	$ 73
Operation of 77 Lights	1,111.61	948.48	3,012	2,891	2,891
TOTAL NO. 1395	**$ 1,140.10**	**$ 981.40**	**$ 3,083**	**$ 2,964**	**$ 2,964**
NO. 1396—VERMONT GARDENS No. 2 (4)					
Maintenance and Operation					
Engineering, Administration & Records	$ 4.44	$ 12.40	$ 26	$ 28	$ 28
Operation of 29 Lights	754.60	365.68	1,153	1,114	1,114
TOTAL NO 1396	**$ 759.04**	**$ 378.08**	**$ 1,179**	**$ 1,142**	**$ 1,142**
NO. 1400—PARAMOUNT MANOR (1)					
Maintenance and Operation					
Engineering, Administration & Records	$ 18.50	$ 20.95	$ 46	$ 52	$ 52
Operation of 55 Lights	502.41	458.76	1,515	1,576	1,576
TOTAL NO. 1400	**$ 520.91**	**$ 479.71**	**$ 1,561**	**$ 1,628**	**$ 1,628**

LIGHTING MAINTENANCE DISTRICTS—Continued

Classification	EXPENDITURES Actual Prior Year 1950-51	Actual Current Year To 1-1-52	Estimated Current Year 1951-52	Requested Fiscal Year 1952-53	Allowed Fiscal Year 1952-53
NO. 1404—DEL AMO (1)					
Maintenance and Operation					
Engineering, Administration & Records	$ 254.93	$ 607.59	$ 1,274	$ 1,414	$ 1,414
Maintenance Extraordinary				4,500	4,500
Operation of 1488 Lights	11,135.22	10,721.92	40.609	42,835	42,835
TOTAL NO. 1404	**$ 11,390.15**	**$ 11,329.51**	**$ 41,883**	**$ 48,749**	**$ 48,749**
NO. 1405—MICHELSON (1)					
Maintenance and Operation					
Engineering, Administration & Records	$ 109.15	$ 126.14	$ 251	$ 280	$ 280
Maintenance Extraordinary				985	985
Operation of 295 Lights	4,318.52	2,337.25	8,343	8,904	8,904
TOTAL NO. 1405	**$ 4,427.67**	**$ 2,463.39**	**$ 8,594**	**$ 10,169**	**$ 10,169**
NO. 1408—WILLIAMS (1)					
Maintenance and Operation					
Engineering, Administration & Records	$ 3.33	$ 3.85	$ 8	$ 9	$ 9
Operation of 9 Lights	187.53	107.16	321	326	326
TOTAL NO. 1408	**$ 190.86**	**$ 111.01**	**$ 329**	**$ 335**	**$ 335**
NO. 1422—PIONEER PLAZA (1)					
Maintenance and Operation					
Engineering, Administration & Records	$ 7.77	$ 8.98	$ 20	$ 20	$ 20
Operation of 21 Lights	336.85	269.48	864	822	822
TOTAL NO. 1422	**$ 344.62**	**$ 278.46**	**$ 884**	**$ 842**	**$ 842**
NO. 1423—TERI PLAZA (1)					
Maintenance and Operation					
Engineering, Administration & Records	$ 14.06	$ 16.25	$ 34	$ 36	$ 36
Operation of 38 Lights	543.27	509.32	1,612	1,551	1,551
TOTAL NO. 1423	**$ 557.33**	**$ 525.57**	**$ 1,646**	**$ 1,587**	**$ 1,587**
NO. 1424—CREST DRIVE (5)					
Maintenance and Operation					
Engineering, Administration & Records	$	$ 11.12	$ 22	$ 24	$ 24
Maintenance Extraordinary			2,000		
Operation of 25 Lights		43.53	527	537	537
TOTAL NO. 1424	**$**	**$ 54.65**	**$ 2,549**	**$ 561**	**$ 561**

LIGHTING MAINTENANCE DISTRICTS—Continued

Classification	EXPENDITURES Actual Prior Year 1950-51	Actual Current Year To 1-1-52	Estimated Current Year 1951-52	Requested Fiscal Year 1952-53	Allowed Fiscal Year 1952-53
NO. 1428—HEIM (1)					
Maintenance and Operation					
Engineering, Administration & Records	$ 18.50	$ 21.38	$ 43	$ 49	$ 49
Operation of 52 Lights	835.38	615.00	1,918	1,931	1,931
TOTAL NO. 1428	$ 853.88	$ 636.38	$ 1,961	$ 1,980	$ 1,980
NO. 1438—SUNNY GROVE (1)					
Maintenance and Operation					
Engineering, Administration & Records	$	$ 26.51	$ 57	$ 62	$ 62
Operation of 65 Lights			2,424	1,915	1,915
TOTAL NO. 1438	$	$ 26.51	$ 2,481	$ 1,977	$ 1,977
NO. 1454—BODGERS (1)					
Maintenance and Operation					
Engineering, Administration & Records	$	$ 17.53	$ 39	$ 39	$ 39
Operation of 41 Lights			1,493	1,800	1,800
TOTAL NO. 1454	$	$ 17.53	$ 1,532	$ 1,839	$ 1,839
NO. 1455—EAST WHITTIER PARK (1)					
Maintenance and Operation					
Engineering, Administration & Records	$	$ 17.96	$ 38	$ 40	$ 40
Operation of 42 Lights		639.84	1,517	1,614	1,614
TOTAL NO. 1455	$	$ 657.80	$ 1,555	$ 1,654	$ 1,654
NO. 1456—STUDEBAKER-KENNY ROADS (1)					
Maintenance and Operation					
Engineering, Administration & Records	$	$ 13.68	$ 31	$ 30	$ 30
Operation of 32 Lights		441.72	1,230	1,023	1,023
TOTAL NO. 1456	$	$ 455.40	$ 1,261	$ 1,053	$ 1,053
NO. 1457—TWEEDY ROAD (1)					
Maintenance and Operation					
Engineering, Administration & Records	$	$ 15.39	$ 35	$ 34	$ 34
Operation of 36 Lights			1,304	1,326	1,326
TOTAL NO. 1457	$	$ 15.39	$ 1,339	$ 1,360	$ 1,360
NO. 1472—LAUREL LAMBERT (1)					
Maintenance and Operation					
Engineering, Administration and Records	$	$	$	$ 17	$ 17
Operation of 18 Lights				719	719
TOTAL NO. 1472	$	$	$	$ 736	$ 736
NO. 1473—PARAMOUNT PARK (1)					
Maintenance and Operation					
Engineering, Administration and Records	$	$	$	$ 17	$ 17
Operation of 18 Lights				519	519
TOTAL NO. 1473	$	$	$	$ 536	$ 536

LIGHTING MAINTENANCE DISTRICTS—Continued

Classification	EXPENDITURES Actual Prior Year 1950-51	Actual Current Year To 1-1-52	Estimated Current Year 1951-52	Requested Fiscal Year 1952-53	Allowed Fiscal Year 1952-53
NO. 1474—WOODRUF (1)					
Maintenance and Operation					
Engineering, Administration and Records	$	$ 117.44	$ 300	$ 391	$ 391
Operation of 412 Lights		2,405.05	5,000	11,765	11,765
TOTAL NO. 1474	$	$ 2,522.49	$ 5,300	$ 12,156	$ 12,156
NO. 1492—LAKEWOOD CENTER (1)					
Maintenance and Operation					
Engineering, Administration and Records	$	$	$ 50	$ 88	$ 88
Operation of 93 Lights		251.05	550	4,545	4,545
TOTAL NO. 1492	$	$ 251.05	$ 600	$ 4,633	$ 4,633
NO. 1499—IMPERIAL-ORR & DAY (1)					
Maintenance and Operation					
Engineering, Administration and Records	$	$	$	$ 39	$ 39
Operation of 41 Lights				1,180	1,180
TOTAL NO. 1499	$	$	$	$ 1,219	$ 1,219
NO. 1512—CEDARSPRINGS (1)					
Maintenance and Operation					
Engineering, Administration and Records	$	$	$	$ 34	$ 34
Operation of 36 Lights				1,038	1,038
TOTAL NO. 1512	$	$	$	$ 1,072	$ 1,072
NO. 1513—CUNNINGHAM (1)					
Maintenance and Operation					
Engineering, Administration and Records	$	$	$	$ 115	$ 115
Operation of 121 Lights				4,747	4,747
TOTAL NO. 1513	$	$	$	$ 4,862	$ 4,862
NO. 1514—LAKEWOOD PLAZA 2 (1)					
Maintenance and Operation					
Engineering, Administration and Records	$	$	$	$ 94	$ 94
Operation of 99 Lights				3,643	3,643
TOTAL NO. 1514	$	$	$	$ 3,737	$ 3,737
NO. 1515—MELITA DRIVE (1)					
Maintenance and Operation					
Engineering, Administration and Records	$	$	$	$ 17	$ 17
Operation of 18 Lights				688	688
TOTAL NO. 1515	$	$	$	$ 705	$ 705
NO. 1516—ALLENGROVE (4)					
Maintenance and Operation					
Engineering, Administration and Records	$	$	$	$ 11	$ 11
Operation of 12 Lights				358	358
TOTAL NO. 1516	$	$	$	$ 369	$ 369

LIGHTING MAINTENANCE DISTRICTS—Continued

Classification	EXPENDITURES Actual Prior Year 1950-51	Actual Current Year To 1-1-52	Estimated Current Year 1951-52	Requested Fiscal Year 1952-53	Allowed Fiscal Year 1952-53
NO. 1517—GRAMERCY (1)					
Maintenance and Operation					
Engineering, Administration and Records	$	$	$	$ 10	$ 10
Operation of 11 Lights				330	330
TOTAL NO. 1517	$	$	$	$ 340	$ 340
NO. 1518—LAKEWOOD PLAZA 3 (1)					
Maintenance and Operation					
Engineering, Administration and Records	$	$	$	$ 78	$ 78
Operation of 82 Lights				2,340	2,340
TOTAL NO. 1518	$	$	$	$ 2,418	$ 2,418
NO. 1521—ALLIED GARDENS (4)					
Maintenance and Operation					
Engineering, Administration and Records	$	$	$	$ 126	$ 126
Operation of 133 Lights				3,785	3,785
TOTAL NO. 1521	$	$	$	$ 3,911	$ 3,911
NO. 1522—GRAMERCY 2 (1)					
Maintenance and Operation					
Engineering, Administration and Records	$	$	$	$ 10	$ 10
Operation of 11 Lights				330	330
TOTAL NO. 1522	$	$	$	$ 340	$ 340
NO. 1528—HALIFAX (1)					
Maintenance and Operation					
Engineering, Administration and Records	$	$	$	$ 48	$ 48
Operation of 50 Lights				1,448	1,448
TOTAL NO. 1528	$	$	$	$ 1,496	$ 1,496
NO. 1529—MAXON (1)					
Maintenance and Operation					
Engineering, Administration and Records	$	$	$	$ 16	$ 16
Operation of 17 Lights				499	499
TOTAL NO. 1529	$	$	$	$ 515	$ 515
NO. 1535—MUROC (1)					
Maintenance and Operation					
Engineering, Administration and Records	$	$	$	$ 44	$ 44
Operation of 46 Lights				1,462	1,462
TOTAL NO. 1535	$	$	$	$ 1,506	$ 1,506
NO. 1536—ARBOR ROAD (1)					
Maintenance and Operation					
Engineering, Administration and Records	$	$	$	$ 707	$ 707
Operation of 744 Lights				17,970	17,970
TOTAL NO. 1536	$	$	$	$ 18,677	$ 18,677

LIGHTING MAINTENANCE DISTRICTS—Continued

Classification	EXPENDITURES				
	Actual Prior Year 1950-51	Actual Current Year To 1-1-52	Estimated Current Year 1951-52	Requested Fiscal Year 1952-53	Allowed Fiscal Year 1952-53
NO. 1537—BROOKGREEN ROAD (1)					
Maintenance and Operation					
Engineering, Administration and Records	$	$	$	$ 9	$ 9
Operation of 9 Lights				272	272
TOTAL NO. 1537	$	$	$	$ 281	$ 281
NO. 1538—CHESTNUT (1)					
Maintenance and Operation					
Engineering, Administration and Records	$	$	$	$ 42	$ 42
Operation of 44 Lights				1,264	1,264
TOTAL NO. 1538	$	$	$	$ 1,306	$ 1,306
NO. 1539—KNOXVILLE (1)					
Maintenance and Operation					
Engineering, Administration and Records	$	$	$	$ 48	$ 48
Operation of 51 Lights				1,547	1,547
TOTAL NO. 1539	$	$	$	$ 1,595	$ 1,595
GRAND TOTAL LIGHTING MAINTENANCE DISTRICTS	$ 101,296.36	$ 45,621.47	$ 186,882	$ 255,147	$ 255,147

Park, Recreation and Parkway Districts

These districts are formed under authority of the Public Resources Code for the purpose of operating and maintaining park, recreational, and parkway facilities within the boundaries. The districts are administered by the Parks and Recreation Department.

APPROPRIATIONS $360,832

Classification	Actual Prior Year 1950-51	Actual Current Year To 1-1-52	Estimated Current Year 1951-52	Requested Fiscal Year 1952-53	Allowed Fiscal Year 1952-53
	EXPENDITURES				
BALDWIN PARK (1)					
Salaries and Wages	$ 25,119.12	$ 10,880.55	$ 22,936	$ 36,886	$ 36,886
Maintenance and Operation					
Agricultural, Botanical and Animal Supplies	133.23		65	200	200
Auto Service	83.23	30.50	125	175	175
Automotive Supplies			15	15	15
Communication	213.36	107.24	300	360	360
Educational and Recreational Supplies	300.65		500	800	800
Furnishings and Household Supplies	12.59		300	500	500
Heat, Light and Power Services	1,155.41	831.80	1,070	1,350	1,350
Insurance—Liability	235.95				
Insurance—Workmen's Compensation	300.20	338.00	510	553	553
Laundry and Cleaning Supplies	730.55	256.38	800	800	800
Laundry, Cleaning and Waste Removal Service		3.00	40	40	40
Medical, Surgical and Laboratory Supp.			15	15	15
Office Supplies	6.69		10	10	10
Other Operating & Maint. Supplies N. O. C.	204.67	403.76	650	607	607
Postage	7.00			10	10
Repairs and Minor Changes	1,486.70		1,000	1,255	1,255
Repairs—Operating Equipment	69.53		50	100	100
Small Tools, Implements and Craft Supplies	14.26		110	110	110
Stationery and Forms	45.62				
Water Service	459.20	373.00	700	800	800
Total Maintenance and Operation	$ 5,458.84	$ 2,343.68	$ 6,260	$ 7,700	$ 7,700
Capital Outlay					
Equipment	$ 510.80	$ 23.82	$ 65	$	$
Structural and Non-Structural Improvements					
Alterations to Pool Building	3,833.23				
Alterations—Recreation Building Morgan Park	956.34				
Concrete Walks and Curbing				500	500
Development Contract	4,409.00				
Extension—Sprinkler System				1,500	1,500
Fencing Around Pool & Ball Diamond			900		
Light Standards				2,000	2,000
Park Signs	273.78				
Paving Picnic Area			400		
Supervision Dev. Contract—Mech. Dept.		20.11	21		
Wood Stoves			300		
Total Structural and Non-Structural Improvements	$ 9,472.35	$ 20.11	$ 1,621	$ 4,000	$ 4,000
Total Capital Outlay	$ 9,983.15	$ 43.93	$ 1,686	$ 4,000	$ 4,000
TOTAL BALDWIN PARK	$ 40,561.11	$ 13,268.16	$ 30,882	$ 48,586	$ 48,586

PARK, RECREATION AND PARKWAY DISTRICTS—Continued

Classification	EXPENDITURES Actual Prior Year 1950-51	Actual Current Year To 1-1-52	Estimated Current Year 1951-52	Requested Fiscal Year 1952-53	Allowed Fiscal Year 1952-53
BELLA VISTA PARK (1)					
Salaries and Wages	$ 1,258.40	$ 1,286.40	$ 2,144	$ 2,144	$ 2,144
Maintenance and Operation					
Agricultural, Botanical and Animal Supplies	$ 11.59	$	$ 80	$ 180	$ 180
Insurance—N. O. C.				100	100
Insurance—Workmen's Compensation	15.80	18.59	50	50	50
Repairs and Minor Changes			400	500	500
Repairs—Operating Equipment	308.66		75	100	100
Small Tools, Implements and Craft Supplies	1.41		75	150	150
Water Service	288.09	224.43	500	500	500
Total Maintenance and Operation	$ 625.55	$ 243.02	$ 1,180	$ 1,580	$ 1,580
Capital Outlay					
Structural and Non-Structural Improvements					
Extension Sprinkler System	$ 130.82	$	$	$	$
TOTAL BELLA VISTA PARK	$ 2,014.77	$ 1,529.42	$ 3,324	$ 3,724	$ 3,724
LAKEWOOD (1)					
Salaries and Wages	$ 2,686.40	$ 5,667.37	$ 15,000	$ 25,830	$ 25,830
Maintenance and Operation					
Agricultural, Botanical and Animal Supplies	$ 90.49	$	$ 500	$ 900	$ 900
Auto Mileage	34.79	195.18	196	100	100
Auto Service			350	350	350
Automotive Supplies			20	100	100
Insurance—Liability			100	100	100
Insurance—Workmen's Compensation		18.59	300	388	388
Laundry and Cleaning Supplies	4.98		25	40	40
Medical, Surgical and Laboratory Supplies			5	10	10
Other Operating and Maint. Supplies N. O. C.	63.11		150	200	200
Postage				15	15
Repairs and Minor Changes	1,224.30		100	250	250
Repairs—Operating Equipment	334.93	53.43	100	100	100
Small Tools, Implements and Craft Supplies	34.23		100	150	150
Water Service	1,070.42	2,063.06	4,300	4,500	4,500
Total Maintenance and Operation	$ 2,857.25	$ 2,330.26	$ 6,246	$ 7,203	$ 7,203
Capital Outlay					
Equipment	$ 1,942.54	$	$ 750	$ 425	$ 425
Structural & Non-structural Improvements					
Land Acquisition				5,000	5,000
Landscaping—Woodruff & Harco				5,320	5,320
Sprinkler System—Woodruff & Harco				14,400	14,400
Total Structural & Non-structural Improvements	$	$	$	$ 24,720	$ 24,720
Total Capital Outlay	$ 1,942.54	$	$ 750	$ 25,145	$ 25,145
TOTAL LAKEWOOD	$ 7,486.19	$ 7,997.63	$ 21,996	$ 58,178	$ 58,178

PARK RECREATION AND PARKWAY DISTRICTS—Continued

Classification	EXPENDITURES Actual Prior Year 1950-51	Actual Current Year To 1-1-52	Estimated Current Year 1951-52	Requested Fiscal Year 1952-53	Allowed Fiscal Year 1952-53
MONTEBELLO PARK (1)					
Salaries and Wages	$ 10,686.08	$ 5,902.86	$ 13,500	$ 17,207	$ 17,207
Maintenance and Operation					
Agricultural, Botanical and Animal Supplies	$ 347.25	$	$ 380	$ 500	$ 500
Insurance—N. O. C.			100	100	100
Insurance—Workmen's Compensation	118.50	135.20	260	260	260
Laundry and Cleaning Supplies			30	60	60
Other Operating and Maint. Supplies N.O.C.	287.60	1.20	200	300	300
Repairs and Minor Changes	2,304.57		2,000	2,500	2,500
Repairs—Operating Equipment			250	300	300
Small Tools, Implements and Craft Supplies	19.08		100	100	100
Water Service	1,925.05	1,977.88	4,000	4,000	4,000
Total Maintenance and Operation	$ 5,002.05	$ 2,114.28	$ 7,320	$ 8,120	$ 8,120
Capital Outlay					
Equipment	$ 223.12	$	$	$	$
Structural and Non-Structural Improvements					
Landscaping	$ 969.38	$	$	$	$
Sprinkler System—S. S. Drive	6,110.57				
Tool Shed and Rest Rooms				5,000	5,000
Total Structural and Non-Structural Improvements	$ 7,079.95	$	$	$ 5,000	$ 5,000
Total Capital Outlay	$ 7,303.07	$	$	$ 5,000	$ 5,000
TOTAL MONTEBELLO PARK	$ 22,991.20	$ 8,017.14	$ 20,820	$ 30,327	$ 30,327

PARK, RECREATION AND PARKWAY DISTRICTS—Continued

Classification	EXPENDITURES Actual Prior Year 1950-51	Actual Current Year To 1-1-52	Estimated Current Year 1951-52	Requested Fiscal Year 1952-53	Allowed Fiscal Year 1952-53
SOUTHEAST (1)					
Salaries and Wages	$ 27,691.15	$ 18,713.65	$ 48,000	$ 57,462	$ 57,462
Maintenance and Operation					
Agricultural, Botanical and Animal Supplies	$ 335.16	$	$ 500	$ 750	$ 750
Auto Mileage	393.69	213.19	600	750	750
Auto Service			100	260	260
Automotive Supplies				100	100
Communication	255.51	129.38	360	400	400
Educational and Recreational Supplies	298.44	154.24	1,250	1,500	1,500
Fire Protection Supplies				10	10
Furnishings and Household Supplies	.40		15	25	25
Heat, Light and Power Services	1,404.91	522.58	1,500	1,800	1,800
Insurance—Auto Mileage	25.00	25.00	60	60	60
Insurance—Liability			200		
Insurance—N. O. C.					
Insurance—Workmen's Compensation	197.50	253.50	720	840	840
Laundry and Cleaning Supplies	101.14	72.51	200	200	200
Medical, Surgical & Laboratory Supp.	5.56		20	20	20
Office Supplies	2.12		50	75	75
Other Operating and Maint. Supplies N. O. C.	436.63	225.67	450	550	550
Postage	4.75		10	25	25
Printing and Other Reproductive Supp.	6.64	12.16	15	25	25
Professional and Expert Services		35.38			
Repairs and Minor Changes	4,436.95		750	750	750
Repairs—Operating Equipment	107.85	33.99	250	250	250
Small Tools, Implements and Craft Supplies	231.94	33.18	100	175	175
Stationery and Forms	6.32		15	15	15
Water Service	8,152.05	5,594.96	6,800	2,500	2,500
Wearing Apparel			490	1,000	1,000
Total Maintenance and Operation	$ 16,402.56	$ 7,305.74	$ 14,455	$ 12,080	$ 12,080
Capital Outlay					
Equipment	$ 1,399.28	$ 296.08	$ 4,500	$ 1,325	$ 1,325
Structural and Non-Structural Improvements					
Alteration Activity Building—Cupboards	$ 1,730.55	$	$	$ 200	$ 200
Bath House and Swimming Pool				130,000	130,000
Curbing for Croquet Courts				100	100
Drinking Fountains				200	200
Install Gas Heater—Activity Bldg.				150	150
Landscaping				1,000	1,000
Lighting—Ball Field	5,811.96				
Lighting—Shuffle Board and Horseshoe Courts				500	500
Lighting—Walks				3,000	3,000
Permanent Picnic Areas				10,000	10,000
Shelter for Truck				250	250
Shuffle Courts and Shelter				2,500	2,500
Sidewalk Extension				200	200
Sprinkler System Extension				1,000	1,000
Tennis Court Referee Tower				50	50
Total Structural and Non-Structural Improvements	$ 7,542.51	$	$	$ 149,150	$ 149,150
Total Capital Outlay	$ 8,941.79	$ 296.08	$ 4,500	$ 150,475	$ 150,475
TOTAL SOUTHEAST	$ 53,035.50	$ 26,315.47	$ 66,955	$ 220,017	$ 220,017
GRAND TOTAL PARK, RECREATION AND PARKWAY DISTRICTS	$ 126,088.77	$ 57,127.82	$ 143,977	$ 360,832	$ 360,832

Waterworks Districts

Under provisions of the County Waterworks District Act or Act 9123 of Deering's General Laws, the County Board of Supervisors has the responsibility for the management and operation of County Waterworks Districts; the issuance of bonds and levying of taxes; the planning and construction of improvements. Under provisions of the Administrative Code, the County Engineer is appointed Superintendent and Engineer of County Waterworks Districts. The Budgets for the ten Waterworks Districts, under the Jurisdiction of the Board of Supervisors, include provisions for administration, maintenance, operation and improvements, the costs of which are borne exclusively by the districts from revenues derived from the sale of water and/or levies upon the taxable property.

APPROPRIATIONS $856,156

Classification	EXPENDITURES Actual Prior Year 1950-51	Actual Current Year To 1-1-52	Estimated Current Year 1951-52	Requested Fiscal Year 1952-53	Allowed Fiscal Year 1952-53
No. 1-ATHENS-WOODCREST (2-4)					
Maintenance and Operation					
General Services	$ 19,291.95	$ 11,407.86	$ 19,602	$ 22,192	$ 22,192
Less Service Charges	132.51				
Total Maintenance and Operation—Net	$ 19,159.44	$ 11,407.86	$ 19,602	$ 22,192	$ 22,192
Capital Outlay					
Structural and Non-structural Improvements					
Additions and Betterments	$ 2,152.24	$ 106.00	$ 9,398	$ 16,800	$ 16,800
Contingent Improvements				7,300	7,300
Joint District Purchases				5,125	5,125
Total Capital Outlay	$ 2,152.24	$ 106.00	$ 9,398	$ 29,225	$ 29,225
Total General	$ 21,311.68	$ 11,513.86	$ 29,000	$ 51,417	$ 51,417
Accumulative Capital Outlay					
Structural & Non-structural Improvements					
Additions and Betterments	$	$	$	$ 1,000	$ 1,000
TOTAL NO. 1	$ 21,311.68	$ 11,513.86	$ 29,000	$ 52,417	$ 52,417
NO. 2 NORWALK (1)					
Maintenance and Operation					
General Services	$ 12,622.32	$ 6,521.54	$ 17,456	$ 14,770	$ 14,770
Less Service Charges	180.75				
Total Maintenance and Operation—Net	$ 12,441.57	$ 6,521.54	$ 17,456	$ 14,770	$ 14,770
Capital Outlay					
Structural and Non-Structural Improvements					
Additions and Betterments	$ 5,788.37	$ 1,760.88	$ 11,999	$ 11,950	$ 11,950
Contingent Improvements				5,300	5,300
Joint District Purchases				3,090	3,090
Total Capital Outlay	$ 5,788.37	$ 1,760.88	$ 11,999	$ 20,340	$ 20,340
Total General	$ 18,229.94	$ 8,282.42	$ 29,455	$ 35,110	$ 35,110
Accumulative Capital Outlay					
Structural & Non-structural Improvements					
Additions and Betterments	$	$	$	$ 1,000	$ 1,000
TOTAL NO. 2	$ 18,229.94	$ 8,282.42	$ 29,455	$ 36,110	$ 36,110

WATERWORKS DISTRICTS—Continued

Classification	EXPENDITURES Actual Prior Year 1950-51	Actual Current Year To 1-1-52	Estimated Current Year 1951-52	Requested Fiscal Year 1952-53	Allowed Fiscal Year 1952-53
NO. 4 LANCASTER (5)					
Maintenance and Operation					
General Services	$ 30,173.53	$ 15,103.70	$ 25,748	$ 36,920	$ 36,920
Contingent Services				14,760	14,760
Total Maintenance and Operation	$ 30,173.53	$ 15,103.70	$ 25,748	$ 51,680	$ 51,680
Less Service Charges	152.94	20.65	21		
Total Maintenance and Operation—Net	$ 30,020.59	$ 15,083.05	$ 25,727	$ 51,680	$ 51,680
Capital Outlay					
Structural and Non-structural Improvements					
Additions and Betterments	$ 41,366.05	$ 42,882.37	$ 59,251	$ 65,500	$ 65,500
Contingent Improvements				287,620	287,620
Joint District Purchases				18,852	18,852
Total Capital Outlay	$ 41,366.05	$ 42,882.37	$ 59,251	$ 371,972	$ 371,972
Total General	$ 71,386.64	$ 57,965.42	$ 84,978	$ 423,652	$ 423,652
Accumulative Capital Outlay					
Structural & Non-structural Improvements					
Additions and Betterments	$	$	$	$ 1,000	$ 1,000
Interest and Debt Redemption					
Interest on Bonds	$ 896.27	$	$ 806	$ 716	$ 716
Redemption of Bonds	1,506.25		1,507	1,507	1,507
Total Interest and Debt Redemption	$ 2,402.52	$	$ 2,313	$ 2,223	$ 2,223
TOTAL NO. 4	$ 73,789.16	$ 57,965.42	$ 87,291	$ 426,875	$ 426,875
NO. 5 BELL-VERNON (1-4)					
Maintenance and Operation					
General Services	$ 14,965.76	$ 6,499.77	$ 14,836	10,558	$ 10,558
Less Service Charges	42.48				
Total Maintenance and Operation—Net	$ 14,923.28	$ 6,499.77	$ 14,836	$ 10,558	$ 10,558
Capital Outlay					
Structural and Non-Structural Improvements					
Additions and Betterments	$ 8,074.85	$ 1,443.20	$ 7,292	$ 6,200	$ 6,200
Contingent Improvements				3,470	3,470
Joint District Purchases				2,506	2,506
Total Capital Outlay	$ 8,074.85	$ 1,443.20	$ 7,292	$ 12,176	$ 12,176
Total General	$ 22,998.13	$ 7,942.97	$ 22,128	$ 22,734	$ 22,734
Accumulative Capital Outlay					
Structural & Non-structural Improvements					
Additions and Betterments	$	$	$	$ 1,000	$ 1,000
Interest and Debt Redemption					
Interest on Bonds	$ 813.91	$ 133.20	$ 725	$ 637	$ 637
Redemption of Bonds	1,479.73	1,479.73	1,480	1,480	1,480
Total Interest and Debt Redemption	$ 2,293.64	$ 1,612.93	$ 2,205	$ 2,117	$ 2,117
TOTAL NO. 5	$ 25,291.77	$ 9,555.90	$ 24,333	$ 25,851	$ 25,851

WATERWORKS DISTRICTS—Continued

Classification	EXPENDITURES Actual Prior Year 1950-51	Actual Current Year To 1-1-52	Estimated Current Year 1951-52	Requested Fiscal Year 1952-53	Allowed Fiscal Year 1952-53
NO. 10 WILLOWBROOK (4)					
Maintenance and Operation					
General Services	$ 14,910.66	$ 8,121.27	$ 17,563	$ 24,870	$ 24,870
Less Service Charges	95.95	.40	10		
Total Maintenance and Operation—Net	$ 14,814.71	$ 8,120.87	$ 17,553	$ 24,870	$ 24,870
Capital Outlay					
Structural and Non-structural Improvements					
Additions and Betterments	$ 25.96	$ 90.29	$ 15,150	$ 49,242	$ 49,242
Contingent Improvements				2,220	2,220
Total Capital Outlay	$ 25.96	$ 90.29	$ 15,150	$ 51,462	$ 51,462
Total General	$ 14,840.67	$ 8,211.16	$ 32,703	$ 76,332	$ 76,332
Accumulative Capital Outlay Structural & Non-structural Improvements					
Additions and Betterments	$	$	$	$ 1,000	$ 1,000
Interest and Debt Redemption					
Interest on Bonds	$ 1,953.75	$ 168.75	$ 1,789	$ 1,624	$ 1,624
Redemption of Bonds	2,750.00	1,750.00	2,750	2,750	2,750
Total Interest and Debt Redemption	$ 4,703.75	$ 1,918.75	$ 4,539	$ 4,374	$ 4,374
TOTAL NO. 10	$ 19,544.42	$ 10,129.91	$ 37,242	$ 81,706	$ 81,706
NO. 13 LOMITA (4)					
Maintenance and Operation					
General Services	$ 29,746.10	$ 17,014.30	$ 37,254	$ 43,110	$ 43,110
Less Service Charges	425.95	80	10		
Total Maintenance and Operation—Net	$ 29,320.15	$ 17,013.50	$ 37,244	$ 43,110	$ 43,110
Capital Outlay					
Structural and Non-structural Improvements					
Additions and Betterments	$ 2,611.43	$ 792.16	$ 21,017	$ 5,500	$ 5,500
Contingent Improvements				5,910	5,910
Joint District Purchases				4,172	4,172
Total Capital Outlay	$ 2,611.43	$ 792.16	$ 21,017	$ 15,582	$ 15,582
Total General	$ 31,931.58	$ 17,805.66	$ 58,261	$ 58,692	$ 58,692
Accumulative Capital Outlay Structural & Non-structural Improvements					
Additions and Betterments	$	$	$	$ 500	$ 500
Interest and Debt Redemption					
Interest on Bonds	$ 6,030.00	$	$ 5,630	$ 5,230	$ 5,230
Redemption of Bonds	7,000.00	6,000.00	7,000	7,000	7,000
Total Interest and Debt Redemption	$ 13,030.00	$ 6,000.00	$ 12,630	$ 12,230	$ 12,230
TOTAL NO. 13	$ 44,961.58	$ 23,805.66	$ 70,891	$ 71,422	$ 71,422

WATERWORKS DISTRICTS—Continued

Classification	EXPENDITURES Actual Prior Year 1950-51	Actual Current Year To 1-1-52	Estimated Current Year 1951-52	Requested Fiscal Year 1952-53	Allowed Fiscal Year 1952-53
NO. 16 MIRAMONTE PARK (2)					
Maintenance and Operation					
General Services	$ 13,083.79	$ 5,758.97	$ 16,020	$ 14,845	$ 14,845
Less Service Charges	206.22	.70	10		
Total Maintenance and Operation—Net	$ 12,877.57	$ 5,758.27	$ 16,010	$ 14,845	$ 14,845
Capital Outlay					
Structural & Non-structural Improvements					
Additions and Betterments	$ 485.19	$	$ 17,273	$ 10,570	$ 10,570
Contingent Improvements				3,670	3,670
Joint District Purchases				3,223	3,223
Total Capital Outlay	$ 485.19	$	$ 17,273	$ 17,463	$ 17,463
Total General	$ 13,362.76	$ 5,758.27	$ 33,283	$ 32,308	$ 32,308
Accumulative Capital Outlay					
Structural & Non-structural Improvements					
Additions and Betterments	$	$	$	$ 500	$ 500
Interest and Debt Redemption					
Interest on Bonds	$ 3,501.87	$ 688.13	$ 3,345	$ 3,187	$ 3,187
Redemption of Bonds	3,000.00	3,000.00	3,000	3,000	3,000
Total Interest and Debt Redemption	$ 6,501.87	$ 3,688.13	$ 6,345	$ 6,187	$ 6,187
TOTAL NO. 16	$ 19,864.63	$ 9,446.40	$ 39,628	$ 38,995	$ 38,995
NO. 18 PICTURE CITY (5)					
Interest and Debt Redemption					
Interest on Bonds	$ 10.00	$	$	$	$
Redemption of Bonds	500.00				
TOTAL NO. 18	$ 510.00	$	$	$	$
NO. 21 KAGEL CANYON (5)					
Maintenance and Operation					
General Services	$ 6,201.72	$ 3,658.68	$ 6,861	$ 8,486	$ 8,486
Less Service Charges	25.06				
Total Maintenance and Operation—Net	$ 6,176.66	$ 3,658.68	$ 6,861	$ 8,466	$ 8,486
Capital Outlay					
Structural and Non-Structural Improvements					
Additions and Betterments	$ 284.19	$ 256.86	$ 3,954	$ 1,825	$ 1,825
Contingent Improvements				2,200	2,200
Joint District Purchases				452	452
Total Capital Outlay	$ 284.19	$ 256.86	$ 3,954	$ 4,477	$ 4,477
Total General	$ 6,460.85	$ 3,915.54	$ 10,815	$ 12,963	$ 12,963
Accumulative Capital Outlay					
Structural & Non-structural Improvements					
Additions and Betterments	$	$	$	$ 1,000	$ 1,000
Interest and Debt Redemption					
Interest on Bonds	$ 2,462.00	$ 399.00	$ 2,360	$ 2,258	$ 2,258
Redemption of Bonds	1,800.00		1,800	1,800	1,800
Total Interest and Debt Redemption	$ 4,262.00	$ 399.00	$ 4,160	$ 4,058	$ 4,058
TOTAL NO. 21	$ 10,722.85	$ 4,314.54	$ 14,975	$ 18,021	$ 18,021

WATER WORKS DISTRICTS—Continued

Classification	EXPENDITURES Actual Prior Year 1950-51	Actual Current Year To 1-1-52	Estimated Current Year 1951-52	Requested Fiscal Year 1952-53	Allowed Fiscal Year 1952-53
NO. 22 LIBERTY ACRES (4)					
Maintenance and Operation					
General Services	$ 13,662.60	$ 5,120.69	$ 17,566	$ 16,520	$ 16,520
Contingent Services				12,710	12,710
Total Maintenance and Operation	$ 13,662.60	$ 5,120.69	$ 17,566	$ 29,230	$ 29,230
Less Service Charges	60.80	18.72	20		
Total Maintenance and Operation—Net	$ 13,601.80	$ 5,101.97	$ 17,546	$ 29,230	$ 29,230
Capital Outlay					
Structural & Non-structural Improvements					
Additions and Betterments	$ 306.94	$ 764.15	$ 17,362	$ 13,500	$ 13,500
Contingent Improvements				27,070	27,070
Joint District Purchases				3,905	3,905
Total Capital Outlay	$ 306.94	$ 764.15	$ 17,362	$ 44,475	$ 44,475
Total General	$ 13,908.74	$ 5,866.12	$ 34,908	$ 73,705	$ 73,705
Accumulative Capital Outlay					
Structural & Non-structural Improvements					
Additions and Betterments	$	$	$	$ 500	$ 500
Interest and Debt Redemption					
Interest on Bonds	$ 908.76	$ 196.67	$ 1,434	$ 3,439	$ 3,439
Redemption of Bonds	1,500.00		2,000	2,000	2,000
Total Interest and Debt Redemption	$ 2,408.76	$ 196.67	$ 3,434	$ 5,439	$ 5,439
TOTAL NO. 22	$ 16,317.50	$ 6,062.79	$ 38,342	$ 79,644	$ 79,644
NO. 23—LANCASTER HEIGHTS (5)					
Maintenance and Operation					
General Services	$ 1,925.98	$ 1,405.15	$ 6,103	$ 5,584	$ 5,584
Contingent Services				5,584	5,584
Total Maintenance and Operation	$ 1,925.98	$ 1,405.15	$ 6,103	$ 11,168	$ 11,168
Capital Outlay					
Structural and Non-structural Imprs.					
Additions and Betterments	$	$	$ 2,375	$ 1,375	$ 1,375
Contingent Improvements				11,316	11,316
Joint District Purchases				331	331
Total Capital Outlay	$	$	$ 2,375	$ 13,022	$ 13,022
Total General	$ 1,925.98	$ 1,405.15	$ 8,478	$ 24,190	$ 24,190
Accumulative Capital Outlay					
Structural and Non-structural Improvements					
Additions and Betterments	$	$	$	$ 500	$ 500
Interest and Debt Redemption					
Interest on Bonds	$	$	$ 400	$ 425	$ 425
TOTAL NO. 23	$ 1,925.98	$ 1,405.15	$ 8,878	$ 25,115	$ 25,115
GRAND TOTAL WATERWORKS DISTRICTS	$ 252,469.51	$ 142,482.05	$ 380,035	$ 856,156	$ 856,156

Acquisition and Improvement Districts

Payment of principal and interest maturities on the bonded indebtedness of Acquisition and Improvement Districts created under authority of an Act of the Legislature of the State of California, known and designated as the Acquisition and Improvement Act of 1925. Improvements provided for consisted of street opening and widening, right-of-way, construction of walks, curbs and pavement, and the installation of gas and water lines. This act was repealed by legislative action in 1933. No further appropriations will be required.

Classification	EXPENDITURES				
	Actual Prior Year 1950-51	Actual Current Year To 1-1-52	Estimated Current Year 1951-52	Requested Fiscal Year 1952-53	Allowed Fiscal Year 1952-53
NO. 28—ALONDRA PARK (4)					
Interest and Debt Redemption					
Interest on Bonds	$ 72.95	$	$	$	$
Redemption of Bonds	5,000.00				
TOTAL No. 28	$ 5,072.95	$	$	$	$
NO. 30—BROADWAY					
Interest and Debt Redemption					
Interest on Bonds	$ 19.93	$	$	$	$
Redemption of Bonds	500.00				
TOTAL NO. 30	$ 519.93	$	$	$	$
NO. 250—MORGAN PARK (1)					
Interest and Debt Redemption					
Interest on Bonds	$ 117.58	$	$	$	$
Redemption of Bonds	3,985.71				
TOTAL NO. 250	$ 4,103.29	$	$	$	$
GRAND TOTAL ACQUISITION AND IMPROVEMENT DISTRICTS	$ 9,696.17	$	$	$	$

Special Statements

Statement of Appropriations Made From Unappropriated Reserves During Fiscal Year Ending June 30, 1952

(Incomplete)

SUMMARIZATION

Description	Amount	Name of Fund
BY GENERAL CLASSIFICATION		
Maintenance and Operation	$ 300,564.96	
Capital Outlay	950,787.11	
TOTAL	**$1,251,352.07**	
BY FUNDS		
General	$ 936,372.21	
Motor Vehicle	124,593.00	
Jail Store	994.00	
School Library Service	616.00	
Bellflower Development	4,200.00	
Fire Protection Districts	361.45	
Lighting Districts	407.41	
Lighting Maintenance Districts	163.00	
Flood Control District—General	167,825.00	
Flood Control District—D.I.D.	7,300.00	
Lakewood Public Utility District	20.00	
Park, Recreation and Parkway Districts	3,500.00	
Waterworks Districts	5,000.00	
TOTAL	**$1,251,352.07**	

IN DETAIL

Treasurer			
Maintenance and Operation	$	15.00	General
County Counsel			
Maintenance and Operation	$	48.00	General
Capital Outlay		1,524.00	General
Total	**$**	**1,572.00**	
Surveyor			
Capital Outlay	$	885.00	General
Municipal Court—City of Alhambra			
Capital Outlay	$	5,105.00	General
Municipal Court—City of Compton			
Capital Outlay	$	1,830.00	General
Municipal Court—Downey			
Capital Outlay	$	175.00	General
Municipal Court—City of Inglewood			
Capital Outlay	$	850.00	General
Municipal Court—City of Los Angeles			
Maintenance and Operation	$	204.00	General
Capital Outlay		11,573.00	General
Total	**$**	**11,777.00**	
Municipal Court—San Antonio			
Capital Outlay	$	1,400.00	General
Municipal Court—City of Santa Monica			
Capital Outlay	$	130.00	General

STATEMENT OF APPROPRIATIONS MADE FROM UNAPPROPRIATED RESERVES DURING FISCAL YEAR ENDING JUNE 30, 1952—Continued

Description	Amount	Name of Fund
Justice Courts		
Maintenance and Operation	$ 895.00	General
Capital Outlay	4,605.00	General
Total	**$ 5,500.00**	
Sheriff		
Capital Outlay	$ 55,474.00	General
Marshal Municipal Court—City of Alhambra		
Capital Outlay	$ 210.00	General
Mechanical Department		
Capital Outlay	$ 1,127.05	General
Sealer of Weights and Measures		
Capital Outlay	$ 55.10	General
Charities—Resources and Collections		
Capital Outlay	$ 4,461.00	General
Charities—General Hospital		
Capital Outlay	$ 29,950.00	General
Charities—Harbor General Hospital		
Maintenance and Operation	$ 15,992.00	General
Capital Outlay	68,340.00	General
Total	**$ 84,332.00**	
Charities—Rancho Los Amigos		
Capital Outlay	$ 24,193.00	General
Charities—Acton Camp		
Capital Outlay	$ 40.00	General
Charities—Public Assistance		
Capital Outlay	$ 3,507.51	General
Charities—Bureau of Adoptions		
Capital Outlay	$ 4,554.00	General
Aid to Other Governments and Non-Profit Organizations		
Maintenance and Operation	$ 25,719.55	General
Capital Projects		
Capital Outlay	$ 673,510.00	General
Road Department		
Maintenance and Operation	$ 92,560.00	Motor Vehicle
Capital Outlay	32,033.00	Motor Vehicle
Total	**$ 124,593.00**	
Jail Store		
Capital Outlay	$ 994.00	Jail Store
School Library Service		
Maintenance and Operation	$ 616.00	School Library Service
Bellflower Development		
Maintenance and Operation	$ 4,200.00	Bellflower Development
Altadena Fire Protection District		
Capital Outlay	$ 262.05	Altadena Fire Protection Dist.
East Los Angeles Fire Protection District		
Capital Outlay	$ 98.39	East Los Angeles Fire Prot. Dist.
Lancaster Fire Protection District		
Capital Outlay	$ 1.01	Lancaster Fire Protection Dist.

STATEMENT OF APPROPRIATIONS MADE FROM UNAPPROPRIATED RESERVES DURING FISCAL YEAR ENDING JUNE 30, 1952—Continued

Description	Amount	Name of Fund
Pasadena Lighting District		
Maintenance and Operation	$ 177.55	Pasadena Lighting District
Rico Lighting District		
Maintenance and Operation	$ 229.86	Rico Lighting District
Lighting Maintenance District No. 588		
Maintenance and Operation	$ 100.00	Lighting Maint. Dist. No. 588
Lighting Maintenance District No. 635		
Maintenance and Operation	$ 63.00	Lighting Maint. Dist. No. 635
Flood Control District—General		
Maintenance and Operation	$ 151,225.00	Flood Control Dist.—General
Capital Outlay	16,600.00	Flood Control Dist.—General
Total	**$ 167,825.00**	
Flood Control District—D. I. D.		
Capital Outlay	$ 7,300.00	Flood Control Dist.—D.I.D.
Lakewood Public Utility District		
Maintenance and Operation	$ 20.00	Lakewood Public Utility Dist.
Southeast Park, Recreation and Parkway District		
Maintenance and Operation	$ 3,500.00	Southeast Pk., Rec. & Pky. Dist.
Waterworks District No. 1		
Maintenance and Operation	$ 5,000.00	Waterworks District No. 1

Statement of Appropriations Made From Estimated Revenue Requirements During Fiscal Year Ending June 30, 1952

(Incomplete)

SUMMARIZATION

Description	Amount	Name of Fund
BY GENERAL CLASSIFICATION		
Salaries and Wages	$ 113,835.56	
Maintenance and Operation	546,046.35	
Capital Outlay	20.03	
TOTAL	**$ 659,901.94**	
BY FUNDS		
General	$ 2,698.00	
Public Library	7,500.00	
Motor Vehicle	203,000.00	
Jail Store	184,379.76	
Parking Meter Maintenance	56,277.14	
Medical Research Project No. 1	30,467.25	
Rancho Crafters Rehabilitation	10,978.70	
Reporters' Salary	106,335.56	
Water Meter Installation	17,773.50	
Fire Protection Districts	20.03	
Lighting Maintenance Districts	29,502.00	
Sewer Maintenance Districts	10,970.00	
TOTAL	**$ 659,901.94**	

IN DETAIL

County Engineer		
Maintenance and Operation	$ 1,998.00	General
Exploitation		
Maintenance and Operation	$ 700.00	General
Public Library		
Salaries and Wages	$ 7,500.00	Salary
Road Department		
Maintenance and Operation	$ 203,000.00	Motor Vehicle
Jail Store		
Maintenance and Operation	$ 184,379.76	Jail Store
Parking Meter Maintenance		
Maintenance and Operation	$ 27,108.78	Parking Meter Maintenance
Bellflower Parking Meter Maintenance		
Maintenance and Operation	$ 6,922.95	Bellflower Parking Meter Maint.
Downey Parking Meter Maintenance		
Maintenance and Operation	$ 4,068.03	Downey Parking Meter Maint.
East Los Angeles Parking Meter Maintenance		
Maintenance and Operation	$ 9,912.35	East L. A. Parking Met. Maint.
Lancaster Parking Meter Maintenance		
Maintenance and Operation	$ 3,244.05	Lancaster Parking Meter Maint.
Montrose Parking Meter Maintenance		
Maintenance and Operation	$ 3,614.99	Montrose Parking Meter Maint.

STATEMENT OF APPROPRIATIONS MADE FROM ESTIMATED REVENUE REQUIREMENTS DURING FISCAL YEAR ENDING JUNE 30, 1952—Continued

Description	Amount	Name of Fund
Temple City Parking Meter Maintenance		
Maintenance and Operation	$ 1,405.99	Temple City Pkg. Meter Maint.
Medical Research Project No. 1		
Maintenance and Operation	$ 30,467.25	Medical Research Project No. 1
Rancho Crafters Rehabilitation		
Maintenance and Operation	$ 10,978.70	Rancho Crafters Rehabilitation
Reporters' Salary		
Salaries and Wages	$ 106,335.56	Reporters' Salary
Water Meter Installation		
Maintenance and Operation	$ 17,773.50	Water Meter Installation
East Los Angeles Fire Protection District		
Capital Outlay	$ 20.03	East L. A. Fire Prot. Dist.
Lighting Maintenance District No. 1472		
Maintenance and Operation	$ 670.00	Lighting Maint. Dist. No. 1472
Lighting Maintenance District No. 1473		
Maintenance and Operation	$ 600.00	Lighting Maint. Dist. No. 1473
Lighting Maintenance District No. 1474		
Maintenance and Operation	$ 11,200.00	Lighting Maint. Dist. No. 1474
Lighting Maintenance District No. 1492		
Maintenance and Operation	$ 10,900.00	Lighting Maint. Dist. No. 1492
Lighting Maintenance District No. 1499		
Maintenance and Operation	$ 784.00	Lighting Maint. Dist. No. 1499
Lighting Maintenance District No. 1513		
Maintenance and Operation	$ 2,842.00	Lighting Maint. Dist. No. 1513
Lighting Maintenance District No. 1514		
Maintenance and Operation	$ 2,119.00	Lighting Maint. Dist. No. 1514
Lighting Maintenance District No. 1515		
Maintenance and Operation	$ 387.00	Lighting Maint. Dist. No. 1515
Downey Sewer Maintenance District		
Maintenance and Operation	$ 1,552.00	Downey Sewer Maint. District
Florence-Graham Sewer Maintenance District		
Maintenance and Operation	$ 304.00	Florence-Graham Sewer Maint. District
Hadley Street-Broadway Sewer Maintenance District		
Maintenance and Operation	$ 504.00	Hadley St.-Broadway Sewer Maint. Dist.
Lancaster Sewer Maintenance District		
Maintenance and Operation	$ 82.00	Lancaster Sewer Maint. Dist.
Lower Azusa Road-Sunset Blvd. Sewer Maintenance District		
Maintenance and Operation	$ 669.20	Lower Azusa Rd.-Sunset Blvd. Sewer Maint. Dist.
Miles Avenue-Whittier Blvd. Sewer Maintenance District		
Maintenance and Operation	$ 3,711.30	Miles Ave.-Whittier Blvd. Sewer Maint. Dist.
Norwalk Sewer Maintenance District		
Maintenance and Operation	$ 1,537.90	Norwalk Sewer Maint. District
162nd Street-Maidstone Avenue Sewer Maintenance District		
Maintenance and Operation	$ 1,101.60	162nd St.-Maidstone Ave. Sewer Maint. Dist.
Palo Verde-Willow Street Sewer Maintenance District		
Maintenance and Operation	$ 1,508.00	Palo Verde-Willow St. Sewer Maint. Dist.

Statement of Appropriations Made From Estimated Revenue Unappropriated During Fiscal Year Ending June 30, 1952

(Incomplete)

SUMMARIZATION

Description	Amount	Name of Fund
BY GENERAL CLASSIFICATION		
Maintenance and Operation	$ 23,664.84	
BY FUNDS		
Parking Meter	$ 23,664.84	

IN DETAIL

Bellflower		
Maintenance and Operation	$ 6,557.75	Parking Meter
Downey		
Maintenance and Operation	$ 5,226.26	Parking Meter
East Los Angeles		
Maintenance and Operation	$ 1,550.63	Parking Meter
Montrose		
Maintenance and Operation	$ 4,204.34	Parking Meter
Walnut Park		
Maintenance and Operation	$ 2,137.45	Parking Meter
Lancaster		
Maintenance and Operation	$ 3,988.41	Parking Meter

Statement of Appropriations Made By Transfers During Fiscal Year Ending June 30, 1952 (Incomplete)

SUMMARIZATION

Description	Amount	Name of Fund
BY GENERAL CLASSIFICATION		
Salaries and Wages	$1,185,768.83	
Maintenance and Operation	656,841.26	
Capital Outlay	289,478.76	
TOTAL	**$2,132,088.85**	
BY FUNDS		
General	$ 719,565.02	
Salary	1,185,768.83	
Motor Vehicle	71,134.00	
Jail Store	15,000.00	
Air Pollution Control District	140,621.00	
TOTAL	**$2,132,088.85**	

IN DETAIL

Board of Supervisors		
Capital Outlay	$ 7,881.46	General
Property Management		
Salaries and Wages	$ 74,690.00	Salary
Maintenance and Operation	11,438.00	General
Total	**$ 86,128.00**	
Treasurer		
Maintenance and Operation	$ 3,500.00	General
District Attorney		
Capital Outlay	$ 6,505.00	General
County Engineer		
Maintenance and Operation	$ 40,177.00	General
Municipal Court—City of Alhambra		
Maintenance and Operation	$ 3,870.19	General
Capital Outlay	$ 43.00	General
Total	**$ 3,913.19**	
Municipal Court—City of Beverly Hills		
Maintenance and Operation	$ 8,900.00	General
Capital Outlay	2,497.79	General
Total	**$ 11,397.79**	
Municipal Court—City of Burbank		
Maintenance and Operation	$ 3,866.00	General
Capital Outlay	302.80	General
Total	**$ 4,168.80**	
Municipal Court—Downey		
Maintenance and Operation	$ 200.00	General
Municipal Court—City of El Monte		
Maintenance and Operation	$ 7,876.00	General
Capital Outlay	3,261.80	General
Total	**$ 11,137.80**	

STATEMENT OF APPROPRIATIONS MADE BY TRANSFERS DURING FISCAL YEAR ENDING JUNE 30, 1952—Continued

Description	Amount	Name of Fund
Municipal Court—City of Glendale		
Maintenance and Operation	$ 962.00	General
Municipal Court—City of Inglewood		
Maintenance and Operation	$ 4,960.00	General
Municipal Court—City of Long Beach		
Maintenance and Operation	$ 1,000.00	General
Municipal Court—City of Los Angeles		
Maintenance and Operation	$ 9,902.00	General
Capital Outlay	459.00	General
Total	**$ 10,361.00**	
Municipal Court—Los Cerritos		
Maintenance and Operation	$ 5,100.00	General
Capital Outlay	1,573.00	General
Total	**$ 6,673.00**	
Municipal Court—City of Pasadena		
Maintenance and Operation	$ 10,742.00	General
Capital Outlay	1,120.63	General
Total	**$ 11,862.63**	
Municipal Court—San Antonio		
Maintenance and Operation	$ 14,635.00	General
Capital Outlay	4,112.94	General
Total	**$ 18,747.94**	
Municipal Court—City of Santa Monica		
Maintenance and Operation	$ 650.00	General
Capital Outlay	14.20	General
Total	**$ 664.20**	
Municipal Court—City of Whittier		
Maintenance and Operation	$ 6,920.00	General
Capital Outlay	2,874.29	General
Total	**$ 9,794.29**	
Justice Courts		
Maintenance and Operation	$ 7,079.46	General
Capital Outlay	1,878.85	General
Total	**$ 8,958.31**	
Superior Court		
Maintenance and Operation	$ 73,750.00	General
Coroner		
Maintenance and Operation	$ 4,825.54	General
Sheriff		
Salaries and Wages	$ 12,786.83	Salary
Maintenance and Operation	3,000.00	General
Capital Outlay	67,318.00	General
Total	**$ 83,104.83**	
Marshal Municipal Court—City of Compton		
Salaries and Wages	$ 1,078.00	Salary
Marshal Municipal Court—City of Glendale		
Salaries and Wages	$ 121.00	Salary

STATEMENT OF APPROPRIATIONS MADE BY TRANSFERS DURING FISCAL YEAR ENDING JUNE 30, 1952—Continued

Description	Amount	Name of Fund
Marshal Municipal Court—City of Inglewood		
Salaries and Wages	$ 587.00	Salary
Marshal Municipal Court—City of Long Beach		
Salaries and Wages	$ 4,029.00	Salary
Marshal Municipal Court—City of Pasadena		
Salaries and Wages	$ 870.00	Salary
Marshal Municipal Court—City of Santa Monica		
Salaries and Wages	$ 1,030.00	Salary
Marshal Municipal Court—Los Angeles County		
Salaries and Wages	$ 494,164.00	Salary
Maintenance and Operation	46,571.00	General
Capital Outlay	10,617.00	General
Total	**$ 551,352.00**	
Mechanical Department		
Capital Outlay	$ 26,550.00	General
Janitors		
Capital Outlay	$ 690.00	General
Sealer of Weights and Measures		
Maintenance and Operation	$ 853.00	General
Pound		
Maintenance and Operation	$ 714.00	General
Charities—General Hospital		
Maintenance and Operation	$ 104,500.00	General
Charities—Harbor General Hospital		
Maintenance and Operation	$ 4,717.00	General
Charities—Long Beach General Hospital		
Salaries and Wages	$ 19,869.00	Salary
Capital Outlay	18,201.00	General
Total	**$ 38,070.00**	
Charities—Olive View Sanatorium		
Salaries and Wages	$ 8,372.00	Salary
Maintenance and Operation	16,106.00	General
Total	**$ 24,478.00**	
Charities—Public Assistance		
Maintenance and Operation	$ 4,000.00	General
Jail		
Maintenance and Operation	$ 94,000.00	General
Detention Camps		
Salary and Wages	$ 2,168.00	Salary
Biscailuz Center		
Capital Outlay	$ 70.00	General
Superintendent of Schools		
Maintenance and Operation	$ 15,000.00	General
Parks and Recreation Department		
Maintenance and Operation	$ 7,000.00	General
Capital Outlay	39,110.00	General
Total	**$ 46,110.00**	

STATEMENT OF APPROPRIATIONS MADE BY TRANSFERS DURING FISCAL YEAR ENDING JUNE 30, 1952—Continued

Description	Amount	Name of Fund
Telephone Department		
Maintenance and Operation	$ 1,236.00	General
Assessments and Special District Taxes		
Maintenance and Operation	$ 594.07	General
Capital Projects		
Capital Outlay	$ 5,840.00	General
Road Department		
Capital Outlay	$ 71,134.00	Motor Vehicle
Jail Store		
Maintenance and Operation	$ 15,000.00	Jail Store
Air Pollution Control District		
Salaries and Wages	$ 531,074.00	Air Pollution Control District
Maintenance and Operation	116,391.00	Air Pollution Control District
Capital Outlay	17,424.00	Air Pollution Control District
Total	$ 664,889.00	
Air Pollution Control District Hearing Board		
Salaries and Wages	$ 34,930.00	Air Pollution Control District
Maintenance and Operation	6,806.00	Air Pollution Control District
Total	$ 41,736.00	

Statement of Appropriations Cancelled to Unappropriated Reserves During Fiscal Year Ending June 30, 1952

(Incomplete)

SUMMARIZATION

Description	Amount	Name of Fund
BY GENERAL CLASSIFICATION		
Salaries and Wages	$ 616.00	
Maintenance and Operation	925,477.66	
Capital Outlay	126,581.55	
TOTAL	$1,052,675.21	
BY FUNDS		
General	$ 913,772.21	
Motor Vehicle	124,593.00	
School Library Service	616.00	
Jail Store	994.00	
Bellflower Development	4,200.00	
Park, Recreation and Parkway Districts	3,500.00	
Waterworks Districts	5,000.00	
TOTAL	$1,052,675.21	

IN DETAIL

Auditor		
Maintenance and Operation	$ 1,000.00	General
Treasurer		
Capital Outlay	$ 15.00	General

STATEMENT OF APPROPRIATIONS CANCELLED TO UNAPPROPRIATED RESERVES DURING FISCAL YEAR ENDING JUNE 30, 1952—Continued

Description	Amount	Name of Fund
County Counsel		
Maintenance and Operation	$ 1,572.00	General
County Engineer		
Maintenance and Operation	$ 885.00	General
Municipal Court—City of Santa Monica		
Maintenance and Operation	$ 130.00	General
Sheriff		
Maintenance and Operation	$ 55,474.00	General
Mechanical Department		
Maintenance and Operation	$ 2,527.05	General
Sealer of Weights and Measure		
Maintenance and Operation	$ 55.10	General
Charities—Rancho Los Amigos		
Maintenance and Operation	$ 5,293.00	General
Charities—Acton Camp		
Maintenance and Operation	$ 1,881.00	General
Aid to Needy Blind		
Maintenance and Operation	$ 4,461.00	General
Aid to Needy Children		
Maintenance and Operation	$ 687,298.00	General
Indigent Aid		
Maintenance and Operation	$ 1,542.51	General
Old Age Assistance		
Maintenance and Operation	$ 124,932.00	General
Probation Department		
Maintenance and Operation	$ 5,400.00	General
Capital Projects		
Capital Outlay	$ 21,306.55	General
Road Department		
Maintenance and Operation	$ 32,033.00	Motor Vehicle
Capital Outlay	92,560.00	Motor Vehicle
Total	**$ 124,593.00**	
Jail Store		
Maintenance and Operation	$ 994.00	Jail Store
School Library Service		
Salaries and Wages	$ 616.00	School Library Service
Bellflower Development		
Capital Outlay	$ 4,200.00	Bellflower Development
Southeast Park, Recreation & Parkway District		
Capital Outlay	$ 3,500.00	Southeast Pk., Rec. & Pky. Dist.
Waterworks District No. 1		
Capital Outlay	$ 5,000.00	Waterworks District No. 1

Statement of Appropriations Cancelled by Transfers During Fiscal Year Ending June 30, 1952 (Incomplete)

SUMMARIZATION

Description	Amount	Name of Fund
BY GENERAL CLASSIFICATION		
Salaries and Wages	$1,185,768.83	
Maintenance and Operation	724,004.26	
Capital Outlay	222,315.76	
TOTAL	**$2,132,088.85**	
BY FUNDS		
General	$ 860,186.02	
Salaries and Wages	1,185,768.83	
Motor Vehicle	71,134.00	
Inmate Welfare	15,000.00	
TOTAL	**$2,132,088.85**	

IN DETAIL

Board of Supervisors			
Salaries and Wages	$	74,690.00	Salary
Maintenance and Operation		11,438.00	General
Capital Outlay		27,701.99	General
Total	**$**	**113,829.99**	
Auditor			
Maintenance and Operation	$	500.00	General
Capital Outlay		6,715.00	General
Total	**$**	**7,215.00**	
Treasurer			
Capital Outlay	$	246.26	General
Assessor			
Salaries and Wages	$	11,000.00	Salary
Capital Outlay		329.83	General
Total	**$**	**11,329.83**	
Tax Collector			
Capital Outlay	$	576.00	General
Purchasing and Stores Department			
Capital Outlay	$	180.00	General
District Attorney			
Capital Outlay	$	245.00	General
Civil Service Commission			
Maintenance and Operation	$	2,000.00	General
Capital Outlay		600.20	General
Total	**$**	**2,600.20**	
Surveyor			
Capital Outlay	$	149.50	General
County Engineer			
Capital Outlay	$	91.70	General

STATEMENT OF APPROPRITIONS CANCELLED BY TRANSFERS DURING FISCAL YEAR ENDING JUNE 30, 1952—Continued

Description	Amount	Name of Fund
Regional Planning Commission		
Maintenance and Operation	$ 853.00	General
Capital Outlay	351.77	General
Total	**$ 1,204.77**	
Building and Safety		
Capital Outlay	$ 449.92	General
Registrar of Voters		
Maintenance and Operation	$ 5,500.00	General
Capital Outlay	60.00	General
Total	**$ 5,560.00**	
Municipal Court—City of Alhambra		
Maintenance and Operation	$ 2,567.70	General
Capital Outlay	266.80	General
Total	**$ 2,834.50**	
Municipal Court—City of Beverly Hills		
Maintenance and Operation	$ 2,500.00	General
Capital Outlay	1,125.00	General
Total	**$ 3,625.00**	
Municipal Court—City of Burbank		
Maintenance and Operation	$ 2,450.00	General
Capital Outlay	1,330.00	General
Total	**$ 3,780.00**	
Municipal Court—City of Compton		
Maintenance and Operation	$ 2,917.00	General
Capital Outlay	1,400.00	General
Total	**$ 4,317.00**	
Municipal Court—Downey		
Maintenance and Operation	$ 2,218.00	General
Municipal Court—City of El Monte		
Maintenance and Operation	$ 900.00	General
Capital Outlay	562.21	General
Total	**$ 1,462.21**	
Municipal Court—City of Glendale		
Maintenance and Operation	$ 2,706.00	General
Capital Outlay	212.48	General
Total	**$ 2,918.48**	
Municipal Court—City of Inglewood		
Maintenance and Operation	$ 2,130.00	General
Capital Outlay	54.73	General
Total	**$ 2,184.73**	
Municipal Court—City of Long Beach		
Maintenance and Operation	$ 4,437.93	General
Capital Outlay	21.51	General
Total	**$ 4,459.44**	

STATEMENT OF APPROPRIATIONS CANCELLED BY TRANSFERS DURING FISCAL YEAR ENDING JUNE 30, 1952—Continued

Description	Amount	Name of Fund
Municipal Court—City of Los Angeles		
Maintenance and Operation	$ 12,994.00	General
Capital Outlay	1,191.30	General
Total	**$ 14,185.30**	
Municipal Court—Los Cerritos		
Maintenance and Operation	$ 6,913.00	General
Capital Outlay	375.43	General
Total	**$ 7,288.43**	
Municipal Court—City of Pasadena		
Maintenance and Operation	$ 2,361.83	General
Capital Outlay	3,005.78	General
Total	**$ 5,367.61**	
Municipal Court—San Antonio		
Maintenance and Operation	$ 100.00	General
Capital Outlay	605.00	General
Total	**$ 705.00**	
Municipal Court—City of Santa Monica		
Maintenance and Operation	$ 906.00	General
Capital Outlay	58.31	General
Total	**$ 964.31**	
Municipal Court—City of Whittier		
Maintenance and Operation	$ 750.00	General
Capital Outlay	24.22	General
Total	**$ 774.22**	
Justice Courts		
Maintenance and Operation	$ 17,605.00	General
Capital Outlay	598.57	General
Total	**$ 18,203.57**	
Superior Court		
Capital Outlay	$ 148.27	General
County Clerk		
Capital Outlay	$ 1,381.44	General
Coroner		
Maintenance and Operation	$ 325.54	General
Capital Outlay	175.54	General
Total	**$ 501.08**	
Sheriff		
Salaries and Wages	$ 27,785.00	Salary
Capital Outlay	7,180.00	General
Total	**$ 34,965.00**	
Marshal Municipal Court—City of Alhambra		
Salaries and Wages	$ 14,235.00	Salary
Capital Outlay	106.33	General
Total	**$ 14,341.33**	
Marshal Municipal Court—City of Beverly Hills		
Salaries and Wages	$ 7,968.00	Salary

STATEMENT OF APPROPRIATIONS CANCELLED BY TRANSFERS DURING FISCAL YEAR ENDING JUNE 30, 1952—Continued

Description	Amount	Name of Fund
Marshal Municipal Court—City of Burbank		
Salaries and Wages	$ 6,414.00	Salary
Marshal Municipal Court—City of Compton		
Salaries and Wages	$ 19,567.00	Salary
Capital Outlay	140.27	General
Total	**$ 19,707.27**	
Marshal Municipal Court—Downey		
Salaries and Wages	$ 7,908.00	Salary
Capital Outlay	35.00	General
Total	**$ 7,943.00**	
Marshal Municipal Court—City of Glendale		
Salaries and Wages	$ 16,847.00	Salary
Capital Outlay	35.00	General
Total	**$ 16,882.00**	
Marshal Municipal Court—City of Inglewood		
Salaries and Wages	$ 18,143.00	Salary
Marshal Municipal Court—City of Long Beach		
Salaries and Wages	$ 28,950.00	Salary
Marshal Municipal Court—City of Los Angeles		
Salaries and Wages	$ 213,567.00	Salary
Capital Outlay	73.77	General
Total	**$ 213,640.77**	
Marshal Municipal Court—Los Cerritos		
Salaries and Wages	$ 7,512.00	Salary
Capital Outlay	466.00	General
Total	**$ 7,978.00**	
Marshal Municipal Court—City of Pasadena		
Salaries and Wages	$ 17,009.00	Salary
Capital Outlay	23.37	General
Total	**$ 17,032.37**	
Marshal Municipal Court—City of Santa Monica		
Salaries and Wages	$ 18,132.00	Salary
Marshal Municipal Court—Los Angeles County		
Capital Outlay	$ 1,612.06	General
Mechanical Department		
Maintenance and Operation	$ 32,047.19	General
Capital Outlay	3,036.46	General
Total	**$ 35,083.65**	
Recorder		
Capital Outlay	$ 485.88	General
Public Administrator		
Capital Outlay	$ 239.17	General
Farm Advisor		
Capital Outlay	$ 156.31	General
Forester and Fire Warden		
Capital Outlay	$ 159.32	General

STATEMENT OF APPROPRIATIONS CANCELLED BY TRANSFERS DURING FISCAL YEAR ENDING JUNE 30, 1952—Continued

Description	Amount	Name of Fund
Agricultural Department		
Maintenance and Operation	$ 650.00	General
Capital Outlay	95.98	General
Total	**$ 745.98**	
Sealer of Weights and Measures		
Capital Outlay	$ 30.00	General
Pound Department		
Maintenance and Operation	$ 14.00	General
Health Department		
Maintenance and Operation	$ 1,526.00	General
Capital Outlay	1,161.13	General
Total	**$ 2,687.13**	
Air Pollution Control District		
Salaries and Wages	$ 566,004.00	Salary
Maintenance and Operation	123,197.00	General
Capital Outlay	17,424.00	General
Total	**$ 706,625.00**	
Charities—General Hospital		
Maintenance and Operation	$ 38,000.00	General
Capital Outlay	250.00	General
Total	**$ 38,250.00**	
Charities—Harbor General Hospital		
Capital Outlay	$ 530.00	General
Charities—Long Beach General Hospital		
Capital Outlay	$ 1,305.00	General
Charities—Olive View Sanatorium		
Maintenance and Operation	$ 9,271.00	General
Charities—Rancho Los Amigos		
Capital Outlay	$ 1,200.00	General
Charities—Acton Camp		
Capital Outlay	$ 300.00	General
Charities—Public Assistance		
Salaries and Wages	$ 126,083.00	Salary
Aid to Partially Self-Supporting Blind		
Maintenance and Operation	$ 15,000.00	General
Old Age Assistance		
Maintenance and Operation	$ 289,879.00	General
Public Welfare Commission		
Maintenance and Operation	$ 2,000.00	General
Capital Outlay	60.00	General
Total	**$ 2,060.00**	
State Hospitals		
Maintenance and Operation	$ 10,124.07	General
Jail		
Capital Outlay	$ 220.00	General
Juvenile Hall		
Maintenance and Operation	$ 2,500.00	General
Capital Outlay	168.30	General
Total	**$ 2,668.30**	

STATEMENT OF APPROPRIATIONS CANCELLED BY TRANSFERS DURING FISCAL YEAR ENDING JUNE 30, 1952—Continued

Description	Amount	Name of Fund
Probation Department		
Salaries and Wages	$ 3,954.83	Salary
Maintenance and Operation	12,000.00	General
Capital Outlay	847.97	General
Total	**$ 16,802.80**	
Superintendent of Schools		
Capital Outlay	$ 192.70	General
Parks and Recreation Department		
Maintenance and Operation	$ 6,439.00	General
Capital Outlay	3,741.23	General
Total	**$ 10,180.23**	
Telephone Department		
Capital Outlay	$ 10.65	General
Mechanical Service		
Maintenance and Operation	$ 10,150.00	General
Patriotic Hall		
Capital Outlay	$ 277.10	General
Capital Projects		
Capital Outlay	$ 130,519.00	General
Road Department		
Maintenance and Operation	$ 71,134.00	Motor Vehicle
Inmate Welfare		
Maintenance and Operation	$ 15,000.00	Inmate Welfare

INDEX

GENERAL INDEX

	Page
Consolidated Budget Summary—Table 1	30-31
Summary of County Budget by Funds—Table 2	30-31
Summary of Available Funds, County—Table 3	32
Recapitulation of Revenue Accruals Other Than Taxes, Summarized by Classification and Funds—Table 4	35-42
Comparative Statement of Departmental Budget Appropriations, Summarized by Classification and Funds	43-46
Recapitulation of County Expenditures, Summarized by Classification and Funds—Table 5	47-64
Departmental Budget of Proposed Expenditures	67-583
Summary of Special District Budgets By Funds—Table 2A	586-595
Summary of Available Funds, Special Districts—Table 3A	596-600
Recapitulation of Special District Expenditures, Summarized by Classification and Funds—Table 5A	601-603
Special District Budgets of Proposed Expenditures	604-673
Appropriations from Unappropriated Reserves	677-679
Appropriations from Estimated Revenue Requirements	680-681
Appropriations from Estimated Revenue Unappropriated	682
Appropriations by Transfers	683-686
Cancelled Appropriations—Unappropriated Reserves	686-687
Cancelled Appropriations—Transfers	688-693

DEPARTMENTAL INDEX

Agricultural Department	157
Aid to other Governments and Non-Profit Organizations as authorized by law	287
Air Pollution Control District	172
Air Pollution Control District Hearing Board	171
Alcoholic Clinic	242
Assessments and Special District Taxes	280
Assessor	74
Auditor—Controller	71
Bindery and Microfilm Service	80
Biscailuz Center	253
Blueprint Service	90
Board of Supervisors	67
California School for Deaf and Blind	241
Capital Projects	310
Central Duplicating Bureau	129
Charities:	
Acton Camp	229
Administration	206
Adoptions	207
Aid to Needy Blind	237
Aid to Needy Children	237
Aid to Partially Self-Supporting Blind	238
General Hospital	213
Harbor General Hospital	225

DEPARTMENTAL INDEX—Continued

	Page
Charities—Continued	
Indigent Aid	236
Long Beach General Hospital	227
Medical Research Funds	233
Medical Social Service	209
Old-Age Assistance	238
Olive View Sanitorium	222
Physically Handicapped Children	211
Public Assistance	234
Rancho Los Amigos	218
Resources and Collections	212
Warm Springs Camp	231
Welfare Inventory Account	236
Civil Service Commission	86
Coroner	130
County Art Institute	262
County Clerk	127
County Counsel	83
County Employees' Retirement Fund	284
County Engineer	91
County Fair Grounds	288
Detention Camps	247
District Attorney	81
Election Expense—Supervisors	98
Equalization Expense—Supervisors	69
Exploitation	286
Exposition	286
Farm Advisor	152
Fire Apparatus and Motor Vehicles	143
Forester and Fire Warden	154
Grand Jury	126
Health Department	167
Health Department—Public Health Fund	170
History, Science and Art	269
Insurance	281
Interest and Debt Redemption	583
Jail	243
Jail Store	244
Janitors	144
Judgments and Damages	282
Justice Courts	122
Juvenile Court Wards, Care of	252
Juvenile Hall	248
Live Stock Department	159
Maintenance of Unassigned County Equipment	281
Marshal, Municipal Courts	135
Mechanical Department	137
Mechanical Service	279

DEPARTMENTAL INDEX—Continued

	Page
Mental Health Department, Court Wards	241
Miscellaneous Special Appropriations	145, 256, 289
Municipal Courts:	
Alhambra Judicial District	100
Beverly Hills Judicial District	101
Burbank Judicial District	102
Compton Judicial District	103
Downey Judicial District	104
East Los Angeles Judicial District	105
El Monte Judicial District	106
Glendale Judicial District	107
Inglewood Judicial District	108
Long Beach Judicial District	109
Los Angeles Judicial District	110
Los Cerritos Judicial District	112
Pasadena Judicial District	113
San Antonio Judicial District	114
San Jose Judicial District	115
Santa Anita Judicial District	116
Santa Monica Judicial District	117
South Bay Judicial District	119
South Gate Judicial District	120
Whittier Judicial District	121
Off-Street Parking	285
Parks and Recreation Department	271
Patriotic Hall	282
Pound Department	162
Probation Department	250
Property Management	69
Public Administrator	151
Public Defender	85
Public Library	263
Public Welfare Commission	239
Purchasing and Stores Department	78
Purchasing and Stores—Stock Account	80
Recommendations of Chief Administrative Officer	4
Recorder and Registrar of Titles	149
Regional Planning Commission	93
Registrar of Voters	95
Rent and Taxes	70
Reimbursement to Subdividers	288
Road Department	177
Sealer of Weights and Measures	160
School Library Service	261
Sheriff	132
Soldier Burials	277
Statutory Payments—Bond Acts	280
State Hospitals	240

DEPARTMENTAL INDEX—Continued

	Page
State Reform Schools	240
Superintendent of Schools	259
Superintendent of Schools—Special Schools	260
Superior Court	124
Surveyor	88
Tax Collector	76
Telephone Department	278
Treasurer	73
Wages to Prisoners	247
Wayside Honor Rancho	245
Workmen's Compensation	284
Youth Committee	255

SPECIAL DISTRICT INDEX

Under Supervision of Board of Supervisors

Summary of Special District Budgets by Funds	586
Summary of Available Funds—Special Districts	596
Recapitulation of Special District Expenditures	601
Acquisition and Improvement Districts	673
Fire Protection Districts	604
Flood Control District	617
Garbage Disposal Districts	622
Lighting Districts	641
Lighting Maintenance Districts	653
Park, Recreation and Parkway Districts	664
Public Utility Districts	623
Sewer Maintenance Districts	624
Waterworks Districts	668