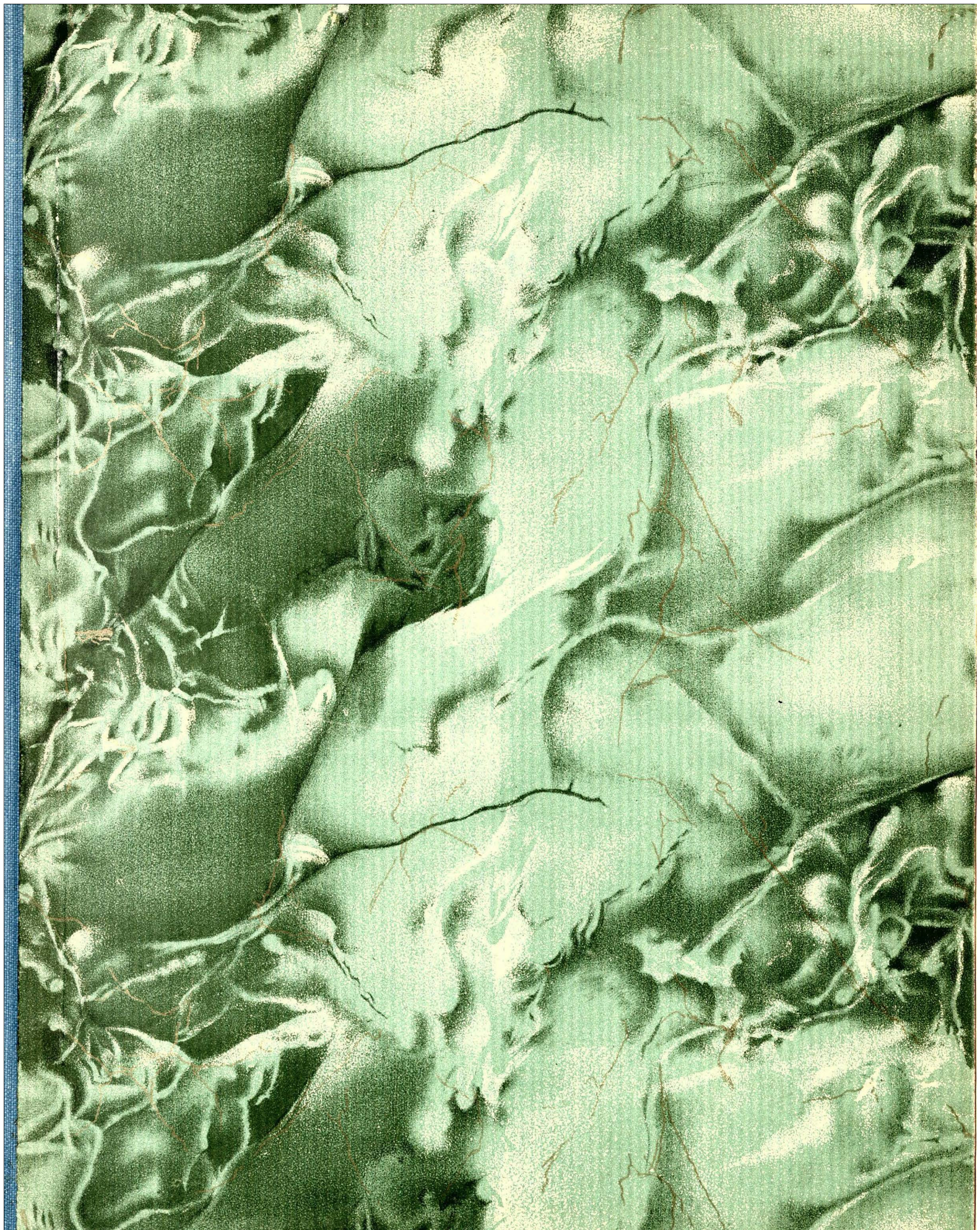



# **FINAL BUDGET**

**County of Los Angeles**

**1934-1935**








~~PRELIMINARY~~  
**COUNTY BUDGET**

Los Angeles County  
California

*For the Fiscal Year  
Ending June 30, 1935*

Published by Order of  
BOARD OF SUPERVISORS

Compiled under the Supervision of  
H. A. PAYNE, County Auditor




~~PRELIMINARY~~  
**COUNTY BUDGET**

Los Angeles County  
California

*For the Fiscal Year  
Ending June 30, 1935*

Published by Order of  
BOARD OF SUPERVISORS

Compiled under the Supervision of  
H. A. PAYNE, County Auditor



## PREFACE

In accordance with the provisions of Section 3714 of the Political Code, as amended (Chapter 667, Statutes 1929), known as the County Budget Act, the Board of Supervisors herewith presents to the taxpayers of Los Angeles County, the

~~PRELIMINARY~~ <sup>FINAL</sup> COUNTY BUDGET

for the fiscal year beginning July 1, 1934 and ending June 30, 1935, adopted by a resolution of this Board on ~~July 3,~~ 1934.

This Budget has been compiled in accordance with the provisions of the Amended County Budget Act, and shows the amounts that have been ~~tentatively~~ approved for Salaries and Wages, Maintenance and Operation and Capital Outlay for the various departments of the County Government; and for the requirements of the Special Districts within the County whose affairs and funds are under the supervision and control of the County Board of Supervisors.

The deductions from the Salaries and Wages appropriations of the various departments are in accordance with the provisions of Section 47 of Ordinance No. 2473 (N. S.). With the exception of Assessor, Auditor, Superintendent of Charities, County Counsel, District Attorney and Sheriff and those positions whose salaries are fixed by State law, the following deductions are made:

Salaries of \$6,301 or more per annum.....	19.1%
From \$3,301 to \$6,300 inclusive .....	14.1%
Salaries of \$3,300 or less per annum .....	9.1%

~~In accordance with the provisions of Section 3 of the Amended County Budget Act, the Preliminary Budget will be again considered by the Board of Supervisors in its chambers in the Hall of Records, beginning on August 11, 1934 for a period not to exceed ten days, at which time any taxpayer may appear and be heard for or against any part of the Budget.~~

Respectfully submitted,

BOARD OF SUPERVISORS,  
LOS ANGELES COUNTY.

# Summarization of County Revenue Budget by Funds Fiscal Year 1934-1935

Name of Fund	REQUIREMENTS				AVAILABLE FUNDS			Amount to be Raised by Tax Levy
	Appropriations	Unappropriated	General	Total	Miscellaneous Revenue & Receipts	Surplus	Total	
<b>GENERAL COUNTY FUNDS</b> (Included in General County Levy)								
General Fund:								
General Purposes.....	13880600.75	4465000.00	10345000.00	15345500.75	3938631.00	1255676.80	5494307.80	9867492.95
Highway Maintenance.....	6100000.00	8000.00	-	6180000.00		6180000.00	6180000.00	
Blind Aid.....	5750000.00		175000.00	5925000.00	2875000.00	12611501.00	41361501.00	17888499.00
Exploitation.....	40291700.00		4150000.00	44441700.00		3014640.00	3014640.00	41427060.00
Exposition.....	3500000.00		340000.00	3840000.00		469361.00	469361.00	3370639.00
Public Comfort Stations.....	1101535.00		40000.00	1141535.00		778167.00	778167.00	363368.00
<b>Total General Fund.....</b>	<b>14765533.10</b>	<b>4473000.00</b>	<b>10973000.00</b>	<b>16510333.10</b>	<b>4326131.00</b>	<b>17862134.99</b>	<b>60123444.99</b>	<b>1049798861.00</b>
Salary Fund.....	176258746.00	20000000.00	12990000.00	191248746.00	16445000.00	470233970.00	634683970.00	1277803490.00
Macadam I and S Fund.....			11089502.00	11089502.00		11089502.00	11089502.00	
Farm and Hospital I and S Fund.....	4125000.00		37663989.00	78913989.00		37455099.00	37455099.00	41458890.00
New Hall of Justice I and S Fund.....	16500000.00		15021591.00	31521591.00		15086587.00	15086587.00	16435000.00
<b>Total General County Funds.....</b>	<b>3316890770.00</b>	<b>64730000.00</b>	<b>303405082.00</b>	<b>3684585852.00</b>	<b>5370631.00</b>	<b>712486507.00</b>	<b>1279549607.00</b>	<b>2335496245.00</b>
<b>SPECIAL COUNTY FUNDS</b> (Not Included in General County Levy)								
Law Library Fund.....	708000.00	708000.00	5454200.00	6233000.00	880000.00	5353000.00	6233000.00	
Public Library Fund.....	29023028.00		9711472.00	38734500.00	2650000.00	13102034.00	15752034.00	22921466.00
Special Road Improvement Fund.....	506460500.00		13989500.00	520450000.00	45100000.00	69950000.00	520950000.00	
General Road Fund.....	480000.00		450000.00	930000.00	480000.00	450000.00	930000.00	
Good Roads Fund.....	99262500.00		22137500.00	121400000.00	114400000.00	7000000.00	121400000.00	
Supervisory Road Funds (Outside).....	42114800.00		3220200.00	47335000.00	14000000.00	4582621.00	18582621.00	28752379.00
<b>Total Special County Funds.....</b>	<b>684420828.00</b>	<b>708000.00</b>	<b>106050672.00</b>	<b>791679500.00</b>	<b>591330000.00</b>	<b>148614655.00</b>	<b>738944655.00</b>	<b>57348445.00</b>
<b>TOTAL GENERAL AND SPECIAL COUNTY FUNDS.....</b>	<b>4001811598.00</b>	<b>65458000.00</b>	<b>409455752.00</b>	<b>4476735352.00</b>	<b>1178393100.00</b>	<b>861101162.00</b>	<b>2039094262.00</b>	<b>2437231090.00</b>

LOS ANGELES COUNTY BUDGET—1934-35

**SUMMARIZATION OF COUNTY REVENUE BUDGET BY FUNDS—Continued**

Name of Fund	REQUIREMENTS			AVAILABLE FUNDS			Amount to be Raised by Tax Levy	
	Appropriations	Unappropriated	General	Total	Miscellaneous Revenue & Receipts	Surplus		Total
<b>SPECIAL COUNTY DISTRICT FUNDS</b>								
<b>(Not Included in General County Levy)</b>								
Acquisition and Improvement District Funds	795 727.55		CR. 1 230.53	794 497.02		396 121.43	396 121.43	398 375.59
Drainage Improvement District Funds	715 248.88	2 100.00	3 689 586.4	1086 3075.2		310 135.58	310 135.58	776 171.94
Fire Protection District Funds	488 920.60	15 660.70	3 687 572.5	873 338.55		423 265.46	423 265.46	4500 730.9
Flood Control District Funds	4033 841.67	100 000.00	1 971 788.54	6105 830.21	800 000	2355 090.19	2367 090.19	3742 740.02
Garbage Disposal District Funds	84 774.27	8 477.42	42 421.57	135 673.26		57 577.84	57 577.84	78 095.42
Lighting District Funds	336 685.00		167 836.45	504 521.45		201 569.55	201 569.55	302 951.90
Lighting Maintenance District Funds	548 950.00		28 206.80	831 018.0		39 313.51	39 313.51	43 788.29
Park, Recreation & Parkway District Funds	9680.00	96000	832940	1896940	100000	113940	1213940	683000
Road Improvement District Funds	360 431.12		CR. 231 865.9	337 244.53		265 887.33	265 887.33	71 357.20
Sewer Maintenance District Funds	471 680.00		12 001.46	59 169.46		40 029.26	40 029.26	19 140.20
Waterworks District Funds	135 959.28		28 455.10	16 441.438	463 000.00	71 789.57	118 089.57	46 324.81
<b>TOTAL SPECIAL COUNTY DISTRICT FUNDS</b>	<b>7063331.37</b>	<b>127198.12</b>	<b>2992538.09</b>	<b>10163067.53</b>	<b>553000.00</b>	<b>4171919.12</b>	<b>4227219.12</b>	<b>5935898.46</b>
<b>GRAND TOTAL OF COUNTY REVENUE BUDGET</b>	<b>47081447.35</b>	<b>81778.12</b>	<b>7067095.63</b>	<b>5493032.110</b>	<b>11,299231.00</b>	<b>12782930.74</b>	<b>24822161.74</b>	<b>30308159.36</b>


SUMMARIZATION OF COUNTY REVENUE BUDGET BY FUNDS

51

# Summarization by Funds of Estimated Receipts and Expenditures From Proceeds of Bond Issues

Name of Fund	—ESTIMATED RECEIPTS—			Proposed Expenditures 1934-35	Estimated Balance Close of Year 1934-1935
	Unincumbered Bal. 6-30-34	Sale of Bonds 1934-1935	Total Available Funds 1934-35		
<b>Bond Issues Authorized</b>					
L. A. County Flood Control District.....	\$ 1,493,909.72	\$	\$ 1,493,909.72	\$ 1,493,909.72	\$
L. A. County Water Works District No. 10.....	4,014.80		4,014.80	4,014.80	
L. A. County Water Works District No. 13.....	4,357.75		4,357.75	4,357.75	
L. A. County Water Works District No. 16.....	3,713.57		3,713.57	3,713.57	
<sup>9</sup> <b>TOTAL</b> .....	<b>\$ 1,505,995.84</b>	<b>\$</b>	<b>\$ 1,505,995.84</b>	<b>\$ 1,505,995.84</b>	<b>\$</b>

**General  
and  
Special County  
Funds**



# Recapitulation of Actual and Estimated Miscellaneous Revenue

Classification	Actual Prior Year 1932-1933	Actual Current Year To 3-1-1934	Estimated Current Year 1933-1934	Estimated Fiscal Year 1934-35	FUNDS			Name of Fund
					General	Salary	All Other	
<b>Licenses and Permits</b>								
Tax Collector—General Licenses.....	\$ 84,999.00	\$ 76,853.00	\$ 100,000.00	\$ 85,000.00	\$ 85,000.00		\$	
Health Department—Miscellaneous Permits .....	1,779.00	1,246.50	1,800.00	1,500.00	1,500.00			
Surveyor—Contractors' Registration & Sewer Permits .....	6,452.00	3,340.00	5,000.00	4,000.00	4,000.00			
County Clerk—Marriage Licenses .....	16,923.00	12,455.00	18,000.00	17,000.00		17,000.00		
<i>Building Inspection Department →</i> <del>Regional Planning Commission</del> Building Permits.....	7,135.00	19,209.31	32,000.00	<del>30,000.00</del> 45,000.00	<del>30,000.00</del> 45,000.00			
<b>Total Licenses and Permits.....</b>	<b>\$ 117,288.00</b>	<b>\$ 113,103.81</b>	<b>\$ 156,800.00</b>	<b>\$ 137,500.00</b>	<b>\$ 120,500.00</b>	<b>\$ 17,000.00</b>	<b>\$</b>	
<b>Fines, Forfeits and Escheats</b>								
Justice Courts—Fines.....	\$ 50,355.25	\$ 48,602.39	\$ 80,000.00	\$ 50,000.00	\$ 35,000.00		\$	15,000.00 Good Roads
Municipal Courts—Fines .....	354,047.09	182,650.25	300,000.00	275,000.00	258,500.00			16,500.00 Good Roads
Superior Courts—Fines .....	4,566.00	5,524.88	8,000.00	5,000.00	3,000.00			2,000.00 Good Roads
Sheriff (Including Jail)—Fines .....	14,745.18	6,096.50	10,000.00	7,000.00	6,500.00			500.00 Good Roads
Probation Department—Fines .....	9,781.34	11,849.33	18,000.00	14,000.00	4,000.00			10,000.00 Good Roads
9 Fines Paid from Bail Deposits.....	346.00	229.00	350.00					
Forfeits and Escheats.....	58,884.73	32,035.95	50,000.00	45,000.00	45,000.00			
<b>Total Fines, Forfeits and Escheats .....</b>	<b>\$ 492,725.59</b>	<b>\$ 286,988.30</b>	<b>\$ 466,350.00</b>	<b>\$ 396,000.00</b>	<b>\$ 352,000.00</b>	<b>\$</b>	<b>\$ 44,000.00</b>	
<b>Public Service Privileges</b>								
Rent of Pipe Lines.....	\$ 14,526.52	\$ 8,565.03	\$ 8,600.00	\$ 7,000.00	\$ 7,000.00		\$	
Mains Laid .....	576.40	995.46	1,500.00					
Percentage of Gross Receipts .....	123,824.97	53,848.09	125,000.00	115,000.00	115,000.00			
Franchises .....	905.00	1,215.00	1,800.00	1,000.00	1,000.00			
Use of Highways for Spur Tracks.....	130.00	475.00	500.00					
Commission on Public Pay Stations....	1,943.17	993.86	1,450.00	1,000.00	1,000.00			
Easements .....	100.00							
<b>Total Public Service Privileges.....</b>	<b>\$ 142,006.06</b>	<b>\$ 66,092.44</b>	<b>\$ 138,850.00</b>	<b>\$ 124,000.00</b>	<b>\$ 124,000.00</b>	<b>\$</b>	<b>\$</b>	
<b>Rents</b>								
Miscellaneous Real Property .....	\$ 44,851.96	\$ 28,156.46	\$ 40,000.00	\$ 35,000.00	\$ 27,000.00		\$	8,000.00 Flood Cont. Maint.
Miscellaneous Equipment.....	555.00	427.60	650.00					
<b>Total Rents .....</b>	<b>\$ 45,406.96</b>	<b>\$ 28,584.06</b>	<b>\$ 40,650.00</b>	<b>\$ 35,000.00</b>	<b>\$ 27,000.00</b>	<b>\$</b>	<b>\$ 8,000.00</b>	
<b>Interest Receipts</b>								
Current Deposits .....	\$ 1,176,439.64	\$ 435,488.53	\$ 900,000.00	\$ 750,000.00	\$ 750,000.00		\$	
Invested Funds.....	5,503.35	575.04	850.00					
Miscellaneous .....	391.55	793.26	1,100.00					
<b>Total Interest Receipts.....</b>	<b>\$ 1,182,334.54</b>	<b>\$ 436,856.83</b>	<b>\$ 901,950.00</b>	<b>\$ 750,000.00</b>	<b>\$ 750,000.00</b>	<b>\$</b>	<b>\$</b>	

RECAPITULATION OF ACTUAL AND ESTIMATED MISCELLANEOUS REVENUE

RECAPITULATION OF ACTUAL AND ESTIMATED MISCELLANEOUS REVENUE—Continued

Classification	Actual Prior Year 1932-1933	Actual Current Year To 3-1-1934	Estimated Current Year 1933-1934	Estimated Fiscal Year 1934-35	FUNDS			Name of Fund
					General	Salary	All Other	
<b>Subventions and Grants</b>								
State Aid for Children.....	\$ 468,028.94	\$ 268,045.43	\$ 875,000.00	\$ 742,000.00	\$ 742,000.00	\$	\$	
Tuberculosis Subsidy.....	162,142.91	85,451.10	173,000.00	150,000.00	150,000.00			
Pension for Aged Persons.....	538,317.04		648,000.00	785,000.00	785,000.00			
Relief of Blind.....	206,131.26	119,186.44	270,000.00	287,500.00			287,500.00	Blind Aid— Gen.
Forest Reserve Money Apportionment	4,797.01	4,894.86	4,895.00	4,800.00			4,800.00	Gen. Road
Motor Vehicle Money Apportionment	1,204,407.03	1,008,283.14	1,008,284.00	900,000.00	1,122,000.00		900,000.00	Good Roads
Gasoline Tax Money Apportionment..	4,671,496.33	2,294,732.31	4,360,000.00	4,709,605.00	4,500,000.00		4,709,605.00	Spec. Road Imp.
Motor Bus, Truck Tax Money Apportionment	163,016.07	142,027.89	142,028.00	140,000.00			140,000.00	Supv. Road Dists.
Flood Control Maintenance.....	300,000.00							
Liquor License Fees.....			28,680.00	25,000.00	30,000.00	30,000.00		
Fire Warden for Construction of Fire Trails	21,250.00	11,931.00	11,931.00	11,931.00	11,931.00			
Candidates' Filing Fees.....	16,386.38							
Unemployment Relief Loan—State.....		3,000,000.00	9,997,672.00	*		13,000.00		
Emergency Relief—Federal.....	9,096,891.00	4,240,109.50	8,372,909.00	*				
<b>Total Subventions and Grants.....</b>	<b>\$16,852,863.97</b>	<b>\$11,174,661.67</b>	<b>\$25,892,399.00</b>	<b>\$ 7,755,836.00</b>	<b>\$ 1,713,931.00</b>	<b>\$ 13,000.00</b>	<b>\$ 6,041,905.00</b>	
				7,764,231.00	1,712,931.00		6,032,300.00	
<b>Fees, Commissions and Miscellaneous Departmental Revenue</b>								
Board of Supervisors.....	\$ 686.47	\$ 140.90	\$ 400.00	\$	\$	\$	\$	
Auditor—Municipal Tax Collection Fees	45,850.16	25,999.76	45,000.00	45,000.00			45,000.00	
Treasurer.....	13,338.89	8,092.20	13,500.00	12,000.00			12,000.00	
Assessor.....	316.66	96.50	150.00					
Tax Collector.....		258.50	375.00	20,000.00			20,000.00	
County Counsel.....	1,728.09	960.70	1,200.00	1,000.00			1,000.00	
Surveyor.....	34,554.77	5,349.59	8,000.00	5,700.00	2,700.00		3,000.00	
Registrar of Voters.....	1,164.18	37.26	100.00					
Municipal Court—Los Angeles.....	196,967.41	118,804.10	178,000.00	160,000.00			160,000.00	
Justice Courts.....	25,376.35	18,620.77	27,000.00	25,000.00			25,000.00	
Municipal Court—Long Beach.....	13,211.22	8,829.35	12,800.00	11,000.00			11,000.00	
County Clerk.....	316,070.88	204,470.35	315,000.00	300,000.00			300,000.00	
Coroner.....	29,326.60	19,189.03	28,700.00	28,000.00			28,000.00	
Sheriff.....	70,070.63	36,203.16	54,000.00	45,000.00			45,000.00	
Marshal, Municipal Court—Los Angeles	75,230.91	43,467.68	65,000.00	60,000.00			60,000.00	
Constabulary.....	18,616.78	11,293.10	17,000.00	15,000.00			15,000.00	
Marshal, Municipal Court—Long Beach	6,380.37	3,291.83	5,000.00	4,000.00			4,000.00	
General Government Buildings.....	771.83	517.38	750.00					
Recorder.....	442,780.95	275,082.51	431,000.00	420,000.00			420,000.00	
Registrar of Titles.....	8,218.02	5,022.98	7,500.00	7,000.00			7,000.00	
Public Administrator.....	38,429.08	29,436.30	40,000.00	35,000.00			35,000.00	
Fire Warden—Fire Protection Districts	15,879.46		15,000.00	15,000.00	3,000.00		12,000.00	
Fish and Game Warden.....	113.13		150.00					
Forester and Fire Warden.....	4,064.51	1,915.68	3,500.00	3,000.00	3,000.00			
Agricultural Department.....	18,334.90	4,412.46	9,000.00	8,000.00	8,000.00			

LOS ANGELES COUNTY BUDGET—1934-35

**RECAPITULATION OF ACTUAL AND ESTIMATED MISCELLANEOUS REVENUE—Continued**

Classification	Actual Prior Year 1932-1933	Actual Current Year To 3-1-1934	Estimated Current Year 1933-1934	Estimated Fiscal Year 1934-35	FUNDS			Name of Fund
					General	Salary	All Other	
<b>Fees, Commissions and Miscellaneous Departmental Revenue—Continued</b>								
Health Department.....	\$ 84,451.17	\$ 40,182.19	\$ 66,000.00	\$ 62,500.00	\$ 60,000.00	\$ 2,500.00	\$	
Registrar of Vital Statistics.....	18,911.00	14,035.00	21,000.00	20,000.00		20,000.00		
Olive View Sanatorium.....	8,908.26	5,619.65	9,000.00	8,000.00	8,000.00			
Road Department.....	4,511.74	4,740.58	12,000.00	10,000.00			10,000.00	Spec. Road Imp.
Charities Department—Salvage.....	3,268.69	5,318.50	6,000.00	4,000.00	4,000.00			
Cemetery.....	2,411.36	1,999.67	3,000.00	2,500.00	2,500.00			
Rancho Los Amigos.....	41,209.66	19,589.65	32,000.00	12,500.00	12,500.00			
General Hospital.....	32,320.11	14,994.69	27,000.00	20,000.00	20,000.00			
Jail.....	26,992.00	2,420.00	4,000.00	2,500.00	2,500.00			
Jail Store.....	63,818.78	35,428.17	54,000.00	81,000.00	81,000.00			
Detention Camps.....	152.00	38.75	100.00					
Juvenile Hall.....	74.60	91.35	170.00					
El Retiro.....	3,114.44	1,529.28	2,200.00	1,500.00	1,500.00			
Probation Department.....	3.24							
Superintendent of Schools.....	772.10	620.95	800.00					
Otis Art Institute.....	12,085.84	7,391.81	11,000.00	9,000.00	9,000.00			
Public Library.....	54,121.89	38,627.21	46,000.00	27,000.00	27,000.00		27,000.00	Public Library
Law Library.....	94,773.99	59,627.28	90,000.00	88,000.00			88,000.00	Law Library
Memorial Coliseum.....	213,872.28							
Museum of History, Science and Art	362.14	214.30	325.00					
Recreation Camps and Playgrounds.....	25,410.48	34,724.85	49,500.00	35,000.00	35,000.00			
Purchasing and Stores Department.....	996.11	169.21	250.00					
Patriotic Hall.....	107.97	74.19	100.00					
Miscellaneous.....	4.52	188.66	200.00					
Lancaster Cemetery.....	436.56							
Baldwin Park, Park, Recreation and Parkway District.....	1,074.65	775.40	1,000.00	1,000.00			1,000.00	B. P. Park, Rec. & Pkwy.
Water Works District No. 1.....	6,075.41	3,237.20	5,500.00	6,000.00	6,000.00		6,000.00	W. W. Dist. No. 1
Water Works District No. 2.....	4,458.84	2,519.82	4,500.00	5,000.00			5,000.00	W. W. Dist. No. 2
Water Works District No. 4.....	6,922.45	4,395.12	7,000.00	7,200.00			7,200.00	W. W. Dist. No. 4
Water Works District No. 5.....	2,938.58	1,685.55	3,000.00	3,000.00			3,000.00	W. W. Dist. No. 5
Water Works District No. 10.....	2,390.36	2,744.90	4,200.00	4,200.00			4,200.00	W. W. Dist. No. 10
Water Works District No. 13.....	10,500.68	6,374.98	12,000.00	12,000.00			12,000.00	W. W. Dist. No. 13
Water Works District No. 16.....	4,351.84	3,175.48	5,500.00	6,000.00			6,000.00	W. W. Dist. No. 16
Water Works District No. 17.....				750.00			750.00	W. W. Dist. No. 17
Water Works District No. 19.....				2,000.00			2,000.00	W. W. Dist. No. 19
<b>Total Fees, Commissions and De- partmental Revenue.....</b>	<b>\$ 2,109,285.99</b>	<b>\$ 1,134,026.48</b>	<b>\$ 1,755,470.00</b>	<b>\$ 1,630,350.00</b>	<b>\$ 252,700.00</b>	<b>\$ 1,205,500.00</b>	<b>\$ 172,150.00</b>	

RECAPITULATION OF ACTUAL AND ESTIMATED MISCELLANEOUS REVENUE

11

*1,666,500.00 - 265,200.00 = 1,229,500.00 - 171,800.00*

20  
**RECAPITULATION OF ACTUAL AND ESTIMATED MISCELLANEOUS REVENUE—Continued**

Classification	Actual Prior Year 1932-1933	Actual Current Year To 3-1-1934	Estimated Current Year 1933-1934	Estimated Fiscal Year 1934-35	FUNDS			Name of Fund
					General	Salary	All Other	
<b>Special Services Rendered</b>								
Care of Inmates—								
Rancho Los Amigos.....	\$ 37,421.95	\$ 25,477.84	\$ 40,000.00	\$ 37,000.00	\$ 37,000.00		\$	
General Hospital.....	46,673.46	40,737.96	65,000.00	55,000.00	55,000.00			
Olive View Sanatorium.....	18,822.41	11,285.08	17,000.00	16,000.00	16,000.00			
Reform Schools and Feeble Minded Homes.....	20,439.33	14,346.74	21,500.00	20,000.00	20,000.00			
Care and Examination of Insane Per- sons.....	474.23	1,945.73	2,000.00					
Care of Minors—Probation Depart- ment.....	26,859.86	14,319.05	22,500.00	18,000.00	18,000.00			
Care of Indigents—Charities Depart- ment.....	22,595.92	26,497.64	40,000.00	30,000.00	30,000.00			
<b>Total Special Services Rendered.....</b>	<b>\$ 173,287.16</b>	<b>\$ 134,610.04</b>	<b>\$ 208,000.00</b>	<b>\$ 176,000.00</b>	<b>\$ 176,000.00</b>		<b>\$</b>	
<b>Sale of Property</b>								
Real Estate and Improvements.....	\$ 7,107.00	\$ 3,121.00	\$ 5,000.00		\$	\$		\$
Personal Property.....	9,715.49	9,201.02	12,000.00					
Produce from Rancho Los Amigos.....	120,048.95	66,846.94	105,000.00	10,000.00	10,000.00			
<b>Total Sale of Property.....</b>	<b>\$ 136,871.44</b>	<b>\$ 79,168.96</b>	<b>\$ 122,000.00</b>	<b>\$ 10,000.00</b>	<b>\$ 10,000.00</b>		<b>\$</b>	
<b>Miscellaneous</b>								
Delinquent Tax Penalties, Interest and Costs.....	\$ 188,064.09		\$ 250,000.00	\$ 200,000.00	\$ 185,000.00	\$ 15,000.00		\$
Unsecured Personal Property Tax Collections.....	406,340.81		476,000.00	440,000.00	150,000.00	290,000.00		
Securities and Solvent Credits Tax Collections.....	178,919.53		147,000.00	125,000.00	45,000.00	80,000.00		
<b>Total Miscellaneous.....</b>	<b>\$ 773,324.43</b>		<b>\$ 873,000.00</b>	<b>\$ 765,000.00</b>	<b>\$ 380,000.00</b>	<b>\$ 385,000.00</b>		<b>\$</b>
<b>GRAND TOTAL ACTUAL AND ESTIMATED MISCELLANEOUS REVENUE.....</b>	<b>\$22,025,394.14</b>	<b>\$13,454,092.59</b>	<b>\$30,555,469.00</b>	<b>\$11,779,686.00</b>	<b>\$ 3,906,131.00</b>	<b>\$ 1,607,500.00</b>	<b>\$ 6,266,055.00</b>	
				<i>11,839,231.00</i>	<i>3,938,631.00</i>	<i>1,644,500.00</i>	<i>6,256,100.00</i>	

\*Work Relief to be assumed by State and Federal Governments.

**RECAPITULATION OF ACTUAL AND ESTIMATED MISCELLANEOUS REVENUE**

**RECAPITULATION OF ACTUAL AND ESTIMATED MISCELLANEOUS REVENUE—Continued**

	Estimated Fiscal Year 1934-35	
<b>SUMMARIZATION BY FUNDS</b>		
General Fund:		
General Purposes.....	\$ 3,906,131.00	<i>3,938,631.00</i>
Blind Aid.....	287,500.00	
Salary Fund.....	1,607,500.00	<i>1,644,300.00</i>
Public Library Fund.....	27,000.00	<i>26,500.00</i>
Law Library Fund.....	88,000.00	
Good Roads Fund.....	944,000.00	<i>1,144,000.00</i>
General Road Fund.....	4,800.00	
Special Road Improvement Fund.....	4,719,605.00	<i>4,570,000.00</i>
Supervisorial Road District Funds:		
District No. 1.....	71,480.00	<i>74,529.00</i>
District No. 3.....	-9,075.00	<i>8,646.00</i>
District No. 4.....	37,655.00	<i>38,796.00</i>
District No. 5.....	21,790.00	<i>18,029.00</i>
Flood Control District Maintenance Fund.....	8,000.00	
Baldwin Park, Park, Recreation and Parkway District Fund.....	1,000.00	
Water Works District Funds:		
District No. 1.....	6,000.00	<i>6,150.00</i>
District No. 2.....	5,000.00	
District No. 4.....	7,200.00	
District No. 5.....	3,000.00	
District No. 10.....	4,200.00	
District No. 13.....	12,000.00	
District No. 16.....	6,000.00	
District No. 17.....	750.00	
District No. 19.....	2,000.00	
<b>GRAND TOTAL.....</b>	<b><u>\$11,779,686.00</u></b>	<b><i>11,839,231.00</i></b>
<b>SUMMARIZATION BY CLASSIFICATION</b>		
Licenses and Permits.....	\$ 137,500.00	<i>152,500.00</i>
Fines, Forfeits and Escheats.....	396,000.00	
Public Service Privileges.....	124,000.00	
Rents.....	35,000.00	
Interest.....	750,000.00	
Subventions and Grants.....	7,755,836.00	<i>7,764,231.00</i>
Fees, Commissions and Misc. Departmental Revenue.....	1,630,350.00	<i>1,666,500.00</i>
Special Services Rendered.....	176,000.00	
Sale of Property.....	10,000.00	
Miscellaneous.....	765,000.00	
<b>GRAND TOTAL.....</b>	<b><u>\$11,779,686.00</u></b>	<b><i>11,839,231.00</i></b>

## Comparative Statement Departmental Budget Appropriations

Department	Fiscal Year 1933-34	Fiscal Year 1934-35	Increase	Decrease
<b>General Government</b>				
Board of Supervisors.....	\$ 125,578.35	\$ 126,049.44	\$ 471.09	\$
Auditor .....	530,942.00	699,994.04	169,052.04	
Treasurer .....	93,350.46	92,561.88		788.58
Assessor .....	1,089,197.00	1,042,688.12		46,508.88
Tax Collector .....	485,519.48	454,603.88		30,915.60
District Attorney.....	477,809.43	521,572.49	43,763.06	
County Counsel.....	110,677.88	124,277.56	13,599.68	
Public Defender.....	56,140.64	56,050.64		90.00
Civil Service Commission.....	62,386.48	63,222.68	836.20	
Bureau of Efficiency.....	36,340.84	43,894.80	7,553.96	
Surveyor .....	570,389.30	624,910.12	54,520.82	
Regional Planning Commission.....	134,689.45	59,609.28		75,080.17
Building Inspection Department.....		103,690.48	103,690.48	
Registrar of Voters .....	147,045.42	712,499.80	565,454.38	
Election Expense—Supervisors.....	1,050.00	432,070.00	431,020.00	
Municipal Court—City of Los Angeles.....	627,585.00	632,975.00	5,390.00	
Municipal Court—City of Long Beach.....	89,732.00	98,930.00	9,198.00	
Justice Courts.....	174,308.40	191,303.68	16,995.28	
Superior Court.....	771,626.00	766,290.64		5,335.36
Grand Jury.....	35,000.00	29,320.00		5,680.00
County Clerk .....	433,076.76	432,819.12		257.64
Coroner .....	104,006.84	107,996.32	3,989.48	
Sheriff .....	1,139,367.92	1,243,412.65	104,044.73	
Marshal, Municipal Court—City of Los Angeles .....	141,128.00	140,934.00		194.00
Marshal, Municipal Court—City of Long Beach .....	41,530.00	41,510.00		20.00
Constabulary .....	260,892.36	210,984.22		49,908.14
General Government Buildings—Mechanical Department .....	261,005.36	301,011.60	40,006.24	
General Government Buildings—Janitors.....	266,938.80	266,543.80		395.00
General Government Buildings—Forester.....	3,086.20	10,691.20	7,605.00	
General Government Buildings—Supervisors..	313,197.00	372,282.00	59,085.00	
Library, Court Room—Lancaster.....	318.00	318.00		
<b>Total General Government.....</b>	<b>\$ 8,583,915.37</b>	<b>\$10,005,017.44</b>	<b>\$ 1,421,102.07</b>	<b>Net</b>
<b>Protection to Person and Property</b>				
Recorder .....	\$ 396,993.06	\$ 394,484.20	\$	\$ 2,508.86
Registrar of Titles.....	35,941.00	36,201.44	260.44	
Public Administrator .....	30,300.40	31,496.68	1,196.28	
Farm Advisor.....	16,947.44	18,547.44	1,600.00	
Fish and Game Warden.....	5,778.64	6,028.64	250.00	
Forester and Fire Warden.....	403,870.40	404,739.24	868.84	
Fire Warden—Fire Protection Districts .....	15,373.48	15,373.48		
Agricultural Department.....	160,513.00	167,240.82	6,727.82	
Live Stock Department .....	58,615.04	60,401.24	1,786.20	
Sealer of Weights and Measures.....	76,222.92	76,168.32		54.60
State Commission for Protection of Children and Animals .....	10,200.00	10,200.00		
U. S. Department of Interior.....	2,600.00	2,600.00		
U. S. Department of Forestry.....		8,000.00	8,000.00	
<b>Total Protection to Person and Property.....</b>	<b>\$ 1,213,355.38</b>	<b>\$ 1,231,481.50</b>	<b>\$ 18,126.12</b>	<b>Net</b>

**COMPARATIVE STATEMENT DEPARTMENTAL BUDGET APPROPRIATIONS**

**COMPARATIVE STATEMENT DEPARTMENTAL BUDGET APPROPRIATIONS—Continued**

Department	Fiscal Year 1933-34	Fiscal Year 1934-35	Increase	Decrease
<b>Health and Sanitation</b>				
Health Department.....	\$ 752,910.12	\$ 802,212.91	\$ 49,302.79	\$
Registrar of Vital Statistics.....	5,264.12	6,881.24	1,617.12	
Registrar of Vital Statistics—Outside.....	300.00	200.00		100.00
Olive View Sanatorium.....	868,300.89	1,378,425.67	510,124.78	
Public Comfort Stations.....	9,140.35	11,015.35	1,875.00	
<b>Total Health and Sanitation.....</b>	<b>\$ 1,635,915.48</b>	<b>\$ 2,198,735.17</b>	<b>\$ 562,819.69</b>	<b>Net</b>
<b>Highways and Bridges</b>				
<b>Road Department</b>				
Special Road Improvement Fund.....	\$ 5,000,000.00	\$5,000,000.00	\$	\$
Good Roads Fund.....	876,600.00	827,000.00		49,600.00
Highway Maintenance Fund.....		61,000.00	61,000.00	
Supervisory Road District No. 1 Fund.....	370,400.00	220,699.00		149,701.00
Supervisory Road District No. 3 Fund.....	50,000.00	29,030.00		20,970.00
Supervisory Road District No. 4 Fund.....	185,700.00	116,064.00		69,636.00
Supervisory Road District No. 5 Fund.....	129,800.00	<del>66,511.00</del> 55,355.00		<del>63,289.00</del>
General Road Fund.....	4,700.00	4,800.00	100.00	<del>74,445.00</del>
General Fund.....	40,000.00	15,000.00		25,000.00
<b>Total Highways and Bridges.....</b>	<b>\$ 6,657,200.00</b>	<b>\$ <del>6,340,104.00</del> 6,328,948.00</b>	<b>Net</b>	<b>\$ <del>317,096.00</del> 328,252.00</b>
<b>Charities, Hospitals and Corrections</b>				
-Public Welfare Commission.....	\$ 11,163.36	\$ 12,217.76	\$ 1,054.40	\$
-Department of Charities (Exclusive of Institutions).....	871,350.12	1,532,370.49	661,020.37	
-Labor Coordinating Bureau.....		19,844.72	19,844.72	
-Department of Charities—General Relief.....	4,145,511.00	3,630,838.00		514,673.00
-Department of Charities—Division of Salvage..		87,986.00	87,986.00	
-State Aid for Children.....	554,000.00	742,000.00	188,000.00	
-Relief of Blind.....	410,000.00	575,000.00	165,000.00	
-Pension for Aged Persons.....	1,130,000.00	1,570,000.00	440,000.00	
-Cemetery.....	8,547.00	8,460.82		86.18
-Rancho Los Amigos.....	1,166,846.20	1,452,555.52	285,709.32	
-General Hospital.....	3,991,222.29	5,500,000.00	1,508,777.71	
-General Hospital—Acute Unit—Forester.....		1,900.00	1,900.00	
-State Hospitals.....	172,000.00	185,000.00	13,000.00	
-California School for Deaf and Blind.....	300.00	450.00	150.00	
-State Reform Schools.....	87,000.00	87,000.00		
-Psychopathic Court Wards.....	102,768.00	102,768.00		
-Jail.....	474,390.20	498,880.96	24,490.76	
-Jail Store.....	14,370.56	81,370.56	67,000.00	
-Detention Camps.....	175,869.53	184,929.76	9,060.23	
-Wages to Prisoners.....	40,000.00	40,000.00		
-Juvenile Hall.....	189,236.36	194,064.64	4,828.28	
-El Retiro.....	38,731.68	35,106.68		3,625.00
-Probation Committee.....	2,985.28	2,825.28		160.00
-Probation Department.....	381,537.62	392,264.60	10,726.98	
-Care of Juvenile Court Wards.....	185,000.00	197,500.00	12,500.00	
-Camps for Juvenile Vagrants.....	39,990.00	48,860.00	8,870.00	
<b>Total Charities, Hospitals and Corrections.....</b>	<b>\$14,192,819.20</b>	<b>\$17,184,193.79</b>	<b>\$ 2,991,374.59</b>	<b>Net</b>

**LOS ANGELES COUNTY BUDGET—1934-35**

**COMPARATIVE STATEMENT DEPARTMENTAL BUDGET APPROPRIATIONS—Continued**

Department	Fiscal Year 1933-34	Fiscal Year 1934-35	Increase	Decrease
<b>Education</b>				
Board of Education.....	\$ 3,891.60	\$ 4,111.60	\$ 220.00	\$
Superintendent of Schools.....	99,500.92	105,271.76	5,770.84	
Visual Education.....	15,328.20	16,405.36	1,077.16	
Otis Art Institute.....	28,917.04	24,509.54		4,407.50
Public Library.....	285,670.00	294,525.28	8,855.28	
Law Library.....	70,900.00	70,800.00		100.00
<b>Total Education.....</b>	<b>\$ 504,207.76</b>	<b>\$ 515,623.54</b>	<b>\$ 11,415.78</b>	<b>Net</b>
<b>Recreation</b>				
Los Angeles County Museum of History, Science and Art.....	\$ 123,768.84	\$ 135,223.70	\$ 11,454.86	\$
Hancock Park.....	7,679.16	11,693.56	4,014.40	
Recreation Camps and Playgrounds.....	230,471.10	181,996.94		48,474.16
Park Department.....	97,218.16	100,218.08	2,999.92	
<b>Total Recreation.....</b>	<b>\$ 459,137.26</b>	<b>\$ 429,132.28</b>	<b>Net</b>	<b>\$ 30,004.98</b>
<b>Miscellaneous Unclassified</b>				
Soldier Burials.....	\$ 10,791.00	\$ 5,391.00	\$	\$ 5,400.00
Purchasing and Stores Department.....	295,868.38	60,176.50		235,691.88
Telephone Department.....	186,078.96	195,098.44	9,019.48	
Mechanical Department—Shops and Garage.....	230,050.00	8,178.00		221,872.00
Assessments and Special District Taxes.....	10,000.00	7,000.00		3,000.00
1915 Act Special Assessment Districts.....		107,299.91	107,299.91	
Aid to Acquisition and Improvement Districts.....	80,000.00	80,000.00		
County Improvements.....	200.00	100.00		100.00
Lancaster Cemetery.....	436.00	950.00	514.00	
Hospital Site Buildings.....	2,500.00	1,500.00		1,000.00
Insurance.....	75,000.00	67,600.00		7,400.00
Judgments and Damages.....	75,000.00	100,000.00	25,000.00	
Maintenance of Unassigned County Equipment.....	3,000.00	3,000.00		
Patriotic Hall.....	29,231.80	28,627.72		604.08
Workmen's Compensation.....	90,000.00	90,000.00		
Land Purchase.....	20,000.00			20,000.00
Dredging Alamitos Bay.....		50,000.00	50,000.00	
County Employees Retirement Association.....	75,000.00	80,000.00	5,000.00	
Peace Officers Pension Fund.....		30,000.00	30,000.00	
County Fair Grounds.....	23,565.00	29,020.69	5,455.69	
Exploitation.....	460,125.00	402,917.00		57,208.00
Exposition.....	30,750.00	35,000.00	4,250.00	
<b>Total Miscellaneous Unclassified.....</b>	<b>\$ 1,697,596.14</b>	<b>\$ 1,381,859.26</b>	<b>Net</b>	<b>\$ 315,736.88</b>
<b>Interest</b>				
L. A. County Highway Bonds.....	\$ 73,500.00	\$ 65,625.00	\$	\$ 7,875.00
Farm and Hospital Bonds.....	175,000.00	162,500.00		12,500.00
New Hall of Justice Bonds.....	70,000.00	65,000.00		5,000.00
<b>Total Interest.....</b>	<b>\$ 318,500.00</b>	<b>\$ 293,125.00</b>	<b>Net</b>	<b>\$ 25,375.00</b>

**COMPARATIVE STATEMENT DEPARTMENTAL BUDGET APPROPRIATIONS**

**COMPARATIVE STATEMENT DEPARTMENTAL BUDGET APPROPRIATIONS—Continued**

Department	Fiscal Year 1933-34	Fiscal Year 1934-35	Increase	Decrease
<b>Redemption of Debt</b>				
L. A. County Highway Bonds.....	\$ 100,000.00	\$ 100,000.00	\$	\$
Farm and Hospital Bonds.....	250,000.00	250,000.00		
New Hall of Justice Bonds.....	100,000.00	100,000.00		
<b>Total Redemption of Debt.....</b>	<b>\$ 450,000.00</b>	<b>\$ 450,000.00</b>	<b>\$</b>	<b>\$</b>
<b>Reserves</b>				
Unappropriated Reserve.....	\$ 2,250,015.00	\$ 1,963,055.00	\$	\$ 286,960.00
General Reserve.....	9,549,566.70	9,744,220.00	194,653.30	5,445,009.16
<b>Total Reserves.....</b>	<b>\$11,799,581.70</b>	<b>\$11,707,275.00</b>	<b>Net</b>	<b>\$ 92,306.70</b>
<b>GRAND TOTAL DEPARTMENTAL BUDGET APPROPRIATIONS AND RESERVES.....</b>	<b>\$47,512,228.29</b>	<b>\$51,736,546.98</b>	<b>\$ 4,224,318.69</b>	<b>Net</b>

LOS ANGELES COUNTY BUDGET—1934-35

COMPARATIVE STATEMENT DEPARTMENTAL BUDGET APPROPRIATIONS—Continued  
SUMMARIZATION

	Fiscal Year 1933-34	Fiscal Year 1934-35	Increase	Decrease
<b>BY ORGANIZATION CLASSIFICATION</b>				
General Government.....	\$ 8,583,915.37	\$10,005,017.44	\$ 1,421,102.07	\$
Protection to Person and Property.....	1,213,355.38	1,231,481.50	18,126.12	
Health and Sanitation.....	1,635,915.48	2,198,735.17	562,819.69	
Highways and Bridges.....	6,657,200.00	<del>6,340,104.00</del> 6,328,948.00		328,252.00
Charities, Hospitals and Corrections.....	14,192,819.20	17,184,193.79	2,991,374.59	
Education.....	504,207.76	515,623.54	11,415.78	
Recreation.....	459,137.26	429,132.28		30,004.98
Miscellaneous Unclassified.....	1,697,596.14	1,381,859.26		315,736.88
Interest and Debt Redemption.....	768,500.00	743,125.00		25,375.00
Reserves.....	11,799,581.70	<del>11,707,275.00</del> 4,749,137.54		92,306.70
<b>GRAND TOTAL</b> .....	<b>\$47,512,228.29</b>	<b>\$51,736,546.98</b>	<b>\$ 4,224,318.69</b>	<b>Net</b> ←
		<i>44,767,253.52</i>		<i>Net 2,744,974.77</i>
<b>BY FUNDS</b>				
General Fund:				
For General Purposes.....	\$11,442,222.08	\$13,880,600.75	\$ 2,438,378.67	\$
For Highway Maintenance.....		61,000.00	61,000.00	
For Blind Aid.....	410,000.00	575,000.00	165,000.00	
For Exploitation.....	460,125.00	402,917.00		57,208.00
For Exposition.....	30,750.00	35,000.00	4,250.00	
For Public Comfort Stations.....	9,140.35	11,015.35	1,875.00	
Total General Fund.....	\$12,352,237.43	\$14,965,533.10	\$ 2,670,503.67	\$ 57,208.00
Salary Fund.....	15,582,434.16	17,625,874.60	2,043,440.44	
Farm and Hospital I & S Fund.....	425,000.00	412,500.00		12,500.00
New Hall of Justice I & S Fund.....	170,000.00	165,000.00		5,000.00
Law Library Fund.....	70,900.00	70,800.00		100.00
Public Library Fund.....	281,375.00	290,230.28	8,855.28	
Special Road Improvement Fund.....	5,000,000.00	5,069,605.00	69,605.00	
Supervisory Road District No. 1 Fund.....	370,400.00	220,699.00		149,701.00
Supervisory Road District No. 3 Fund.....	50,000.00	29,030.00		20,970.00
Supervisory Road District No. 4 Fund.....	185,700.00	116,064.00		69,636.00
Supervisory Road District No. 5 Fund.....	129,800.00	<del>66,511.00</del> 55,355.00		63,289.00
General Road Fund.....	4,700.00	4,800.00	100.00	
Good Roads Fund.....	1,090,100.00	992,625.00		97,475.00
Unappropriated Reserve.....	<del>2,250,015.00</del> 654,580.00	1,963,055.00	1,595,435.00	286,960.00
General Reserve.....	<del>9,549,566.70</del> 4,094,553.54	9,714,220.00	194,653.30	5,455,009.16
<b>GRAND TOTAL</b> .....	<b>\$47,512,228.29</b>	<b>\$51,736,546.98</b>	<b>\$ 4,224,318.69</b>	<b>Net</b> ←
		<i>44,767,253.52</i>		<i>Net 2,744,974.77</i>

NOTE: Appropriations for 1933-34 are as allowed in original Budget and do not include subsequent appropriations made during the fiscal year. See schedule of Special Statements.

RECAPITULATION OF ACTUAL, ESTIMATED AND PROPOSED EXPENDITURES

RECAPITULATION OF EXPENDITURES  
General Government

Classification	Actual Prior Year 1932-1933	Estimated Current Year 1933-1934	Requested Fiscal Year 1934-1935	Allowed Fiscal Year 1934-1935	Name of Fund
<b>Legislative</b>					
<b>Board of Supervisors</b>					
Salaries and Wages.....	\$ 98,036.07	\$ 100,182.52	\$ 98,584.44	\$ 98,584.44	Salary
Maintenance and Operation.....	28,724.20	26,725.00	26,790.00	26,790.00	General
Capital Outlay.....	9,472.03	31.00	675.00	675.00	General
<b>Total Legislative.....</b>	<b>\$ 136,232.30</b>	<b>\$ 126,938.52</b>	<b>\$ 126,049.44</b>	<b>\$ 126,049.44</b>	
<b>Finance Offices</b>					
<b>Auditor</b>					
Salaries and Wages.....	\$ 428,465.42	\$ 482,488.55	\$ 616,928.04	\$ 616,928.04	Salary
Maintenance and Operation.....	55,446.90	66,863.00	76,182.00	75,782.00	General
Capital Outlay.....	6,600.23	8,110.00	7,284.00	7,284.00	General
<b>Total for Auditor.....</b>	<b>\$ 490,512.55</b>	<b>\$ 557,461.55</b>	<b>\$ 700,394.04</b>	<b>\$ 699,994.04</b>	
<b>Treasurer</b>					
Salaries and Wages.....	\$ 87,607.46	\$ 86,441.88	\$ 86,441.88	\$ 86,441.88	Salary
Maintenance and Operation.....	7,834.85	5,945.00	5,935.00	5,935.00	General
Capital Outlay.....	126.20	35.00	185.00	185.00	General
<b>Total for Treasurer.....</b>	<b>\$ 95,568.51</b>	<b>\$ 92,421.88</b>	<b>\$ 92,561.88</b>	<b>\$ 92,561.88</b>	
<b>Assessor</b>					
Salaries and Wages.....	\$ 879,444.44	\$ 907,187.48	\$ 927,118.12	\$ 927,118.12	Salary
Maintenance and Operation.....	81,151.56	87,621.00	112,165.00	112,165.00	General
Capital Outlay.....	3,072.25	3,314.00	3,405.00	3,405.00	General
<b>Total for Assessor.....</b>	<b>\$ 963,668.25</b>	<b>\$ 998,122.48</b>	<b>\$ 1,042,688.12</b>	<b>\$ 1,042,688.12</b>	
<b>Tax Collector</b>					
Salaries and Wages.....	\$ 286,508.09	\$ 318,390.48	\$ 345,125.56	\$ 344,961.88	Salary
Maintenance and Operation.....	51,685.99	181,215.00	140,232.00	106,132.00	General
Capital Outlay.....	7,755.40	4,272.00	3,860.00	3,510.00	General
<b>Total for Tax Collector.....</b>	<b>\$ 345,949.48</b>	<b>\$ 503,877.48</b>	<b>\$ 489,217.56</b>	<b>\$ 454,603.88</b>	
<b>Total Finance Offices.....</b>	<b>\$ 1,895,698.79</b>	<b>\$ 2,151,883.39</b>	<b>\$ 2,324,861.60</b>	<b>\$ 2,289,847.92</b>	
<b>Law Offices</b>					
<b>District Attorney</b>					
Salaries and Wages.....	\$ 450,195.18	\$ 459,621.83	\$ 461,722.49	\$ 461,122.49	Salary
Maintenance and Operation.....	59,422.57	60,300.00	59,750.00	57,250.00	General
Capital Outlay.....	6,832.36	4,400.00	4,400.00	3,200.00	General
<b>Total for District Attorney.....</b>	<b>\$ 516,450.11</b>	<b>\$ 524,321.83</b>	<b>\$ 525,872.49</b>	<b>\$ 521,572.49</b>	
<b>County Counsel</b>					
Salaries and Wages.....	\$ 106,743.55	\$ 109,706.64	\$ 115,471.56	\$ 115,471.56	Salary
Maintenance and Operation.....	7,033.21	6,895.00	7,500.00	7,500.00	General
Capital Outlay.....	666.69	1,000.00	1,306.00	1,306.00	General
<b>Total for County Counsel.....</b>	<b>\$ 114,443.45</b>	<b>\$ 117,601.64</b>	<b>\$ 124,277.56</b>	<b>\$ 124,277.56</b>	

**LOS ANGELES COUNTY BUDGET—1934-35**

**GENERAL GOVERNMENT—Continued**

Classification	Actual Prior Year 1932-1933	Estimated Current Year 1933-1934	Requested Fiscal Year 1934-1935	Allowed Fiscal Year 1934-1935	Name of Fund
<b>Law Offices—Continued</b>					
<b>Public Defender</b>					
Salaries and Wages .....	\$ 54,614.82	\$ 54,820.64	\$ 54,820.64	\$ 54,820.64	Salary
Maintenance and Operation.....	869.01	855.00	1,015.00	1,015.00	General
Capital Outlay.....	168.53	215.00	215.00	215.00	General
<b>Total for Public Defender .....</b>	<b>\$ 55,652.36</b>	<b>\$ 55,890.64</b>	<b>\$ 56,050.64</b>	<b>\$ 56,050.64</b>	
<b>Total for Law Offices.....</b>	<b>\$ 686,545.92</b>	<b>\$ 697,814.11</b>	<b>\$ 706,200.69</b>	<b>\$ 701,900.69</b>	
<b>Other General Executive Offices</b>					
<b>Civil Service Commission</b>					
Salaries and Wages .....	\$ 85,740.76	\$ 57,752.87	\$ 59,577.68	\$ 58,827.68	Salary
Maintenance and Operation.....	5,114.10	4,150.00	4,150.00	4,150.00	General
Capital Outlay.....	303.76	264.00	995.00	245.00	General
<b>Total for Civil Service Commission..</b>	<b>\$ 91,158.62</b>	<b>\$ 62,166.87</b>	<b>\$ 64,722.68</b>	<b>\$ 63,222.68</b>	
<b>Bureau of Efficiency</b>					
Salaries and Wages .....		\$ 37,261.91	\$ 41,924.80	\$ 41,924.80	Salary
Maintenance and Operation.....		2,254.00	1,520.00	1,520.00	General
Capital Outlay.....		150.00	450.00	450.00	General
<b>Total for Bureau of Efficiency.....</b>		<b>\$ 39,665.91</b>	<b>\$ 43,894.80</b>	<b>\$ 43,894.80</b>	
<b>Surveyor</b>					
Salaries and Wages .....	\$ 522,992.11	\$ 564,008.71	\$ 564,011.12	\$ 564,011.12	Salary
Maintenance and Operation.....	44,731.42	50,221.00	55,590.00	50,590.00	General
Capital Outlay.....	607.09	5,447.00	16,644.00	10,309.00	General
<b>Total for Surveyor.....</b>	<b>\$ 568,330.62</b>	<b>\$ 619,676.71</b>	<b>\$ 636,245.12</b>	<b>\$ 624,910.12</b>	
<b>Regional Planning Commission</b>					
Salaries and Wages .....	\$ 74,545.11	\$ 132,284.88	\$ 51,447.84	\$ 50,084.28	Salary
Maintenance and Operation.....	11,437.98	22,625.00	12,125.00	9,035.00	General
Capital Outlay.....	301.62	1,635.00	1,900.00	490.00	General
<b>Total for Regional Planning Commission .....</b>	<b>\$ 86,284.71</b>	<b>\$ 156,544.88</b>	<b>\$ 65,472.84</b>	<b>\$ 59,609.28</b>	
<b>Building Inspection Department</b>					
Salaries and Wages .....			\$ 95,745.60	\$ 84,600.48	Salary
Maintenance and Operation.....			18,225.00	17,475.00	General
Capital Outlay.....			2,670.00	1,615.00	General
<b>Total for Building Inspection Department .....</b>			<b>\$ 116,640.60</b>	<b>\$ 103,690.48</b>	
<b>Total Other General Executive Offices .....</b>	<b>\$ 745,773.95</b>	<b>\$ 878,054.37</b>	<b>\$ 926,976.04</b>	<b>\$ 895,327.36</b>	

**RECAPITULATION OF ACTUAL, ESTIMATED AND PROPOSED EXPENDITURES**

**GENERAL GOVERNMENT—Continued**

Classification	Actual Prior Year 1932-1933	Estimated Current Year 1933-1934	Requested Fiscal Year 1934-1935	Allowed Fiscal Year 1934-1935	Name of Fund
<b>Elections</b>					
<b>Registrar of Voters</b>					
Salaries and Wages .....	\$ 285,139.57	\$ 166,307.72	\$ 326,168.80	\$ 326,168.80	Salary
Maintenance and Operation.....	337,112.36	50,173.00	368,431.00	368,431.00	General
Capital Outlay.....	27,356.84	1,577.00	17,900.00	17,900.00	General
<b>Total for Registrar of Voters.....</b>	<b>\$ 649,608.77</b>	<b>\$ 218,057.72</b>	<b>\$ 712,499.80</b>	<b>\$ 712,499.80</b>	
<b>Election Expense—Supervisors</b>					
Salaries and Wages .....	\$ <del>479,019.18</del> <sup>23,344.18</sup>	\$ 4,348.08	\$ 15,000.00	\$ 15,000.00	Salary
Maintenance and Operation.....	\$ <del>87,438.05</del> <sup>543,092.55</sup>	17,496.00	417,070.00	417,070.00	General
<b>Total Election Expense— Supervisors .....</b>	<b>\$ 566,457.23</b>	<b>\$ 21,844.08</b>	<b>\$ 432,070.00</b>	<b>\$ 432,070.00</b>	
<b>Total Elections .....</b>	<b>\$ 1,216,066.00</b>	<b>\$ 239,901.80</b>	<b>\$ 1,144,569.80</b>	<b>\$ 1,144,569.80</b>	
<b>Judicial</b>					
<b>Municipal Court—Los Angeles</b>					
Salaries and Wages .....	\$ 565,695.66	\$ 495,720.00	\$ 517,680.00	\$ 504,000.00	Salary
Maintenance and Operation.....	135,009.93	122,205.00	122,075.00	122,075.00	General
Capital Outlay.....	9,299.37	8,700.00	6,900.00	6,900.00	General
<b>Total for Municipal Court— Los Angeles .....</b>	<b>\$ 710,004.96</b>	<b>\$ 626,625.00</b>	<b>\$ 646,655.00</b>	<b>\$ 632,975.00</b>	
<b>Municipal Court—Long Beach</b>					
Salaries and Wages .....	\$ 89,881.19	\$ 87,587.00	\$ 106,940.00	\$ 80,920.00	Salary
Maintenance and Operation.....	16,622.87	16,138.00	17,430.00	17,210.00	General
Capital Outlay.....	530.36	552.00	2,000.00	800.00	General
<b>Total for Municipal Court— Long Beach .....</b>	<b>\$ 107,034.42</b>	<b>\$ 104,277.00</b>	<b>\$ 126,370.00</b>	<b>\$ 98,930.00</b>	
<b>Justice Courts</b>					
Salaries and Wages .....	\$ 161,097.75	\$ 160,476.35	\$ 165,921.48	\$ 159,103.68	Salary
Maintenance and Operation.....	35,899.80	28,950.00	32,050.00	32,050.00	General
Capital Outlay.....	9,369.63	5,800.00	150.00	150.00	General
<b>Total for Justice Courts .....</b>	<b>\$ 206,367.18</b>	<b>\$ 195,226.35</b>	<b>\$ 198,121.48</b>	<b>\$ 191,303.68</b>	
<b>Superior Court</b>					
Salaries and Wages .....	\$ 444,566.32	\$ 282,630.90	\$ 408,466.28	\$ 379,895.64	Salary
Maintenance and Operation.....	387,300.09	342,516.00	378,275.00	371,165.00	General
Capital Outlay.....	12,790.58	16,647.00	40,559.00	15,230.00	General
<b>Total for Superior Court.....</b>	<b>\$ 844,656.99</b>	<b>\$ 641,793.90</b>	<b>\$ 827,300.28</b>	<b>\$ 766,290.64</b>	
<b>Grand Jury</b>					
Maintenance and Operation.....	\$ 50,471.31	\$ 32,242.00	\$ 34,700.00	\$ 28,700.00	General
Capital Outlay.....	208.33	210.00	620.00	620.00	General
<b>Total for Grand Jury.....</b>	<b>\$ 50,679.64</b>	<b>\$ 32,452.00</b>	<b>\$ 35,320.00</b>	<b>\$ 29,320.00</b>	

**LOS ANGELES COUNTY BUDGET—1934-35**

**GENERAL GOVERNMENT—Continued**

Classification	Actual Prior Year 1932-1933	Estimated Current Year 1933-1934	Requested Fiscal Year 1934-1935	Allowed Fiscal Year 1934-1935	Name of Fund
<b>Judicial—Continued</b>					
<b>County Clerk</b>					
Salaries and wages .....	\$ 435,490.28	\$ 420,308.37	\$ 419,226.68	\$ 411,285.12	Salary
Maintenance and Operation.....	20,717.95	18,179.00	18,244.00	18,244.00	General
Capital Outlay.....	7,044.87	1,055.00	4,995.00	3,290.00	General
<b>Total for County Clerk .....</b>	<b>\$ 463,253.10</b>	<b>\$ 439,542.37</b>	<b>\$ 442,465.68</b>	<b>\$ 432,819.12</b>	
<b>Coroner</b>					
Salaries and Wages .....	\$ 88,511.58	\$ 88,281.84	\$ 90,954.36	\$ 89,536.32	Salary
Maintenance and Operation.....	17,601.72	18,260.00	18,260.00	18,260.00	General
Capital Outlay.....	1,443.71	200.00	200.00	200.00	General
<b>Total for Coroner.....</b>	<b>\$ 107,557.01</b>	<b>\$ 106,741.84</b>	<b>\$ 109,414.36</b>	<b>\$ 107,996.32</b>	
<b>Sheriff</b>					
Salaries and Wages .....	\$ 973,198.80	\$ 982,299.29	\$ 1,127,009.13	\$ 1,041,805.65	Salary
Maintenance and Operation.....	232,230.83	179,395.00	206,898.00	181,698.00	General
Capital Outlay.....	1,746.33	11,520.00	24,497.00	19,909.00	General
<b>Total for Sheriff .....</b>	<b>\$ 1,207,175.96</b>	<b>\$ 1,173,214.29</b>	<b>\$ 1,358,404.13</b>	<b>\$ 1,243,412.65</b>	
<b>Marshal, Municipal Court— Los Angeles</b>					
Salaries and Wages .....	\$ 126,395.16	\$ 126,200.00	\$ 126,000.00	\$ 126,000.00	Salary
Maintenance and Operation.....	13,205.76	13,940.00	13,555.00	13,555.00	General
Capital Outlay.....	128.40	17.00	1,789.00	1,379.00	General
<b>Total for Marshal, Municipal Court—Los Angeles .....</b>	<b>\$ 139,729.32</b>	<b>\$ 140,157.00</b>	<b>\$ 141,344.00</b>	<b>\$ 140,934.00</b>	
<b>Marshal, Municipal Court— Long Beach</b>					
Salaries and Wages .....	\$ 39,138.39	\$ 39,300.00	\$ 40,920.00	\$ 39,300.00	Salary
Maintenance and Operation.....	1,929.48	1,803.00	2,335.00	2,085.00	General
Capital Outlay.....			225.00	125.00	General
<b>Total for Marshal, Municipal Court—Long Beach .....</b>	<b>\$ 41,067.87</b>	<b>\$ 41,103.00</b>	<b>\$ 43,480.00</b>	<b>\$ 41,510.00</b>	
<b>Constabulary</b>					
Salaries and Wages .....	\$ 232,394.35	\$ 234,196.52	\$ 185,219.22	\$ 185,219.22	Salary
Maintenance and Operation.....	28,772.22	25,587.00	26,615.00	25,765.00	General
<b>Total for Constabulary.....</b>	<b>\$ 261,166.57</b>	<b>\$ 259,783.52</b>	<b>\$ 211,834.22</b>	<b>\$ 210,984.22</b>	
<b>Total Judicial .....</b>	<b>\$ 4,138,693.02</b>	<b>\$ 3,760,916.27</b>	<b>\$ 4,140,709.15</b>	<b>\$ 3,896,475.63</b>	
<b>General Government Buildings</b>					
<b>Mechanical Department</b>					
Salaries and Wages .....	\$ 83,321.42	\$ 84,874.44	\$ 90,324.60	\$ 90,324.60	Salary
Maintenance and Operation.....	201,156.79	198,817.00	305,302.00	203,777.00	General
Capital Outlay.....	249.90	6,020.00	15,910.00	6,910.00	General
<b>Total for Mechanical Department....</b>	<b>\$ 284,728.11</b>	<b>\$ 289,711.44</b>	<b>\$ 411,536.60</b>	<b>\$ 301,011.60</b>	

**RECAPITULATION OF ACTUAL, ESTIMATED AND PROPOSED EXPENDITURES**

**GENERAL GOVERNMENT—Continued**

Classification	Actual Prior Year 1932-1933	Estimated Current Year 1933-1934	Requested Fiscal Year 1934-1935	Allowed Fiscal Year 1934-1935	Name of Fund
<b>General Government Buildings—Continued</b>					
<b>Janitors</b>					
Salaries and Wages.....	\$ 256,390.30	\$ 247,723.80	\$ 247,887.48	\$ 247,723.80	Salary
Maintenance and Operation.....	26,662.95	18,286.00	19,970.00	18,620.00	General
Capital Outlay.....	152.01	20.00	1,000.00	200.00	General
<b>Total for Janitors.....</b>	<b>\$ 283,205.26</b>	<b>\$ 266,029.80</b>	<b>\$ 268,857.48</b>	<b>\$ 266,543.80</b>	
<b>Forester</b>					
Salaries and Wages.....	\$ 2,231.82	\$ 1,636.20	\$ 10,476.20	\$ 10,476.20	Salary
Maintenance and Operation.....	210.17	215.00	215.00	215.00	General
<b>Total for Forester.....</b>	<b>\$ 2,441.99</b>	<b>\$ 1,851.20</b>	<b>\$ 10,691.20</b>	<b>\$ 10,691.20</b>	
<b>Supervisors</b>					
Maintenance and Operation.....	\$ 286,699.17	\$ 368,963.00	\$ 367,282.00	\$ 367,282.00	General
Capital Outlay.....			5,000.00	5,000.00	General
<b>Total for Supervisors.....</b>	<b>\$ 286,699.17</b>	<b>\$ 368,963.00</b>	<b>\$ 372,282.00</b>	<b>\$ 372,282.00</b>	
<b>Total General Government Buildings .....</b>	<b>\$ 857,074.53</b>	<b>\$ 926,555.44</b>	<b>\$ 1,063,367.28</b>	<b>\$ 950,528.60</b>	
<b>Library Court Room—Lancaster</b>					
Maintenance and Operation.....	\$ 155.40	\$ 118.00	\$ 318.00	\$ 318.00	General
<b>TOTAL GENERAL GOVERN- MENT .....</b>	<b>\$ 9,676,239.91</b>	<b>\$ 8,782,181.90</b>	<b>\$10,433,052.00</b>	<b>\$10,005,017.44</b>	

## Protection to Person and Property

Classification	Actual Prior Year 1932-1933	Estimated Current Year 1933-1934	Requested Fiscal Year 1934-1935	Allowed Fiscal Year 1934-1935	Name of Fund
<b>Recorder</b>					
Salaries and Wages .....	\$ 364,297.82	\$ 365,229.63	\$ 383,212.50	\$ 377,397.20	Salary
Maintenance and Operation.....	15,201.57	15,470.00	16,812.00	16,812.00	General
Capital Outlay.....	30.68	234.00	275.00	275.00	General
<b>Total for Recorder.....</b>	<b>\$ 379,530.07</b>	<b>\$ 380,933.63</b>	<b>\$ 400,299.50</b>	<b>\$ 394,484.20</b>	
<b>Registrar of Titles</b>					
Salaries and Wages .....	\$ 33,037.66	\$ 34,126.44	\$ 34,126.44	\$ 34,126.44	Salary
Maintenance and Operation.....	1,947.26	1,473.00	1,675.00	1,675.00	General
Capital Outlay.....			400.00	400.00	General
<b>Total Registrar of Titles.....</b>	<b>\$ 34,984.92</b>	<b>\$ 35,599.44</b>	<b>\$ 36,201.44</b>	<b>\$ 36,201.44</b>	
<b>Public Administrator</b>					
Salaries and Wages .....	\$ 26,542.92	\$ 26,672.94	\$ 28,091.28	\$ 28,036.68	Salary
Maintenance and Operation.....	1,762.02	3,565.00	3,535.00	3,360.00	General
Capital Outlay.....	952.35	350.00	350.00	100.00	General
<b>Total for Public Administrator.....</b>	<b>\$ 29,257.29</b>	<b>\$ 30,587.94</b>	<b>\$ 31,976.28</b>	<b>\$ 31,496.68</b>	
<b>Farm Advisor</b>					
Salaries and Wages .....	\$ 10,233.40	\$ 9,742.44	\$ 10,542.44	\$ 9,742.44	Salary
Maintenance and Operation.....	7,269.05	6,920.00	7,145.00	7,105.00	General
Capital Outlay.....	1,994.59	280.00	1,700.00	1,700.00	General
<b>Total for Farm Advisor.....</b>	<b>\$ 19,497.04</b>	<b>\$ 16,942.44</b>	<b>\$ 19,387.44</b>	<b>\$ 18,547.44</b>	
<b>Fish and Game Warden</b>					
Salaries and Wages .....	\$ 3,205.10	\$ 3,213.64	\$ 3,213.64	\$ 3,213.64	Salary
Maintenance and Operation.....	1,953.88	2,515.00	2,515.00	2,515.00	General
Capital Outlay.....	500.00	300.00	300.00	300.00	General
<b>Total Fish and Game Warden.....</b>	<b>\$ 5,658.98</b>	<b>\$ 6,028.64</b>	<b>\$ 6,028.64</b>	<b>\$ 6,028.64</b>	
<b>Forester and Fire Warden</b>					
Salaries and Wages .....	\$ 320,388.80	\$ 313,947.88	\$ 314,000.14	\$ 313,781.98	Salary
Maintenance and Operation.....	93,199.17	78,095.00	81,238.00	79,217.26	General
Capital Outlay.....	17,667.68	21,483.00	20,590.00	11,740.00	General
<b>Total Forester and Fire Warden.....</b>	<b>\$ 431,255.65</b>	<b>\$ 413,525.88</b>	<b>\$ 415,828.14</b>	<b>\$ 404,739.24</b>	
<b>Fire Warden—Fire Protection Districts</b>					
Salaries and Wages .....	\$ 13,305.50	\$ 12,162.48	\$ 12,162.48	\$ 12,162.48	Salary
Maintenance and Operation.....	2,113.67	3,161.00	3,161.00	3,161.00	General
Capital Outlay.....		50.00	50.00	50.00	General
<b>Total for Fire Warden—Fire Protection Districts.....</b>	<b>\$ 15,419.17</b>	<b>\$ 15,373.48</b>	<b>\$ 15,373.48</b>	<b>\$ 15,373.48</b>	
<b>Agricultural Department</b>					
Salaries and Wages .....	\$ 143,079.67	\$ 126,344.94	\$ 125,195.82	\$ 125,195.82	Salary
Maintenance and Operation.....	37,280.52	40,030.00	41,820.00	41,820.00	General
Capital Outlay.....	182.90	225.00	225.00	225.00	General
<b>Total for Agricultural Department.....</b>	<b>\$ 180,543.09</b>	<b>\$ 166,599.94</b>	<b>\$ 167,240.82</b>	<b>\$ 167,240.82</b>	

**RECAPITULATION OF ACTUAL, ESTIMATED AND PROPOSED EXPENDITURES**

**PROTECTION TO PERSON AND PROPERTY—Continued**

Classification	Actual Prior Year 1932-1933	Estimated Current Year 1933-1934	Requested Fiscal Year 1934-1935	Allowed Fiscal Year 1934-1935	Name of Fund
<b>Live Stock Department</b>					
Salaries and Wages.....	\$ 48,946.42	\$ 46,723.72	\$ 48,096.24	\$ 46,996.24	Salary
Maintenance and Operation.....	12,803.23	13,330.00	13,605.00	12,880.00	General
Capital Outlay.....	447.49	525.00	1,775.00	525.00	General
<b>Total for Live Stock Department.....</b>	<b>\$ 62,197.14</b>	<b>\$ 60,578.72</b>	<b>\$ 63,476.24</b>	<b>\$ 60,401.24</b>	
<b>Sealer of Weights and Measures</b>					
Salaries and Wages.....	\$ 66,157.38	\$ 66,562.32	\$ 66,562.32	\$ 66,487.32	Salary
Maintenance and Operation.....	8,691.31	9,365.00	9,520.00	9,381.00	General
Capital Outlay.....	95.50	300.00	300.00	300.00	General
<b>Total for Sealer of Weights and Measures .....</b>	<b>\$ 74,944.19</b>	<b>\$ 76,227.32</b>	<b>\$ 76,382.32</b>	<b>\$ 76,168.32</b>	
<b>State Commission for Protection of Children and Animals</b>					
Maintenance and Operation.....	\$ 10,650.00	\$ 10,200.00	\$ 10,200.00	\$ 10,200.00	General
<b>U. S. Department of Interior</b>					
Maintenance and Operation.....	\$	\$ 2,600.00	\$ 2,600.00	\$ 2,600.00	General
<b>U. S. Department of Forestry</b>					
Maintenance and Operation.....	\$ 42,775.61	\$ 15,731.00	\$ 15,856.00	\$ 8,000.00	General
<b>Surveyor—Unemployed Relief .....</b>	<b>\$ 203,128.67</b>	<b>\$</b>	<b>\$</b>	<b>\$</b>	
<b>TOTAL PROTECTION TO PERSON AND PROPERTY.....</b>	<b>\$ 1,489,841.82</b>	<b>\$ 1,230,928.43</b>	<b>\$ 1,260,850.30</b>	<b>\$ 1,231,481.50</b>	

## Health and Sanitation

Classification	Actual Prior Year 1932-1933	Estimated Current Year 1933-1934	Requested Fiscal Year 1934-1935	Allowed Fiscal Year 1934-1935	Name of Fund
<b>Health Department</b>					
Salaries and Wages .....	\$ 674,502.35	\$ 628,576.52	\$ 644,065.10	\$ 634,539.91	Salary
Maintenance and Operation.....	163,744.41	156,849.00	181,005.00	166,158.00	General
Capital Outlay.....	57,225.20	2,265.00	1,515.00	1,515.00	General
<b>Total for Health Department.....</b>	<b>\$ 895,471.96</b>	<b>\$ 787,690.52</b>	<b>\$ 826,585.10</b>	<b>\$ 802,212.91</b>	
<b>Registrar of Vital Statistics</b>					
Salaries and Wages .....	\$ 4,748.76	\$ 4,854.12	\$ 6,381.24	\$ 6,381.24	Salary
Maintenance and Operation.....	472.89	485.00	500.00	500.00	General
Capital Outlay.....	16.20				General
<b>Total for Registrar of Vital</b>					
<b>Statistics .....</b>	<b>\$ 5,237.85</b>	<b>\$ 5,339.12</b>	<b>\$ 6,881.24</b>	<b>\$ 6,881.24</b>	
<b>Registrar of Vital Statistics— Outside</b>					
Maintenance and Operation.....	\$ 169.50	\$ 200.00	\$ 200.00	\$ 200.00	General
<b>Olive View Sanatorium</b>					
Salaries and Wages .....	\$ 796,841.35	\$ 747,649.20	\$ 796,866.14	\$ 768,233.73	Salary
Maintenance and Operation.....	147,592.56	129,842.00	589,201.94	584,201.94	General
Capital Outlay.....	12,405.49	9,310.00	62,535.00	25,990.00	General
<b>Total for Olive View Sanatorium.....</b>	<b>\$ 956,839.40</b>	<b>\$ 886,801.20</b>	<b>\$ 1,448,603.08</b>	<b>\$ 1,378,425.67</b>	
<b>Public Comfort Stations</b>					
Salaries and Wages.....	\$ 5,231.40	\$ 5,355.25	\$ 5,640.35	\$ 5,640.35	General*
Maintenance and Operation.....	2,003.85	1,915.00	3,175.00	3,175.00	General*
Capital Outlay.....		1,500.00	2,200.00	2,200.00	General*
<b>Total for Public Comfort Stations.....</b>	<b>\$ 7,235.25</b>	<b>\$ 8,770.25</b>	<b>\$ 11,015.35</b>	<b>\$ 11,015.35</b>	
<b>TOTAL HEALTH AND SANITATION .....</b>	<b>\$ 1,864,953.96</b>	<b>\$ 1,688,801.09</b>	<b>\$ 2,293,284.77</b>	<b>\$ 2,198,735.17</b>	

\* For Public Comfort Stations.

**RECAPITULATION OF ACTUAL, ESTIMATED AND PROPOSED EXPENDITURES**

**Highways and Bridges**

Classification	Actual Prior Year 1932-1933	Estimated Current Year 1933-1934	Requested Fiscal Year 1934-1935	Allowed Fiscal Year 1934-1935	Name of Fund
<b>Road Department</b>					
<b>Special Road Improvement Fund</b>					
Salaries and Wages .....	\$ 761,584.70	\$ 597,945.00	\$ 632,829.00	\$ 632,829.00	Spec. Rd. Imp.
Maintenance and Operation.....	3,549,659.78	3,328,386.74	3,952,171.00	3,952,171.00	Spec. Rd. Imp.
Capital Outlay.....	2,005,592.79	470,034.55	415,000.00	415,000.00	Spec. Rd. Imp.
<b>Total for Special Road Improve- ment Fund.....</b>	<b>\$ 6,316,837.27</b>	<b>\$ 4,396,366.29</b>	<b>\$ 5,000,000.00</b>	<b>\$ 5,000,000.00</b>	
<b>Good Roads Fund</b>					
Salaries and Wages .....	\$ 19,983.29	\$ 7,120.00	\$ 5,000.00	\$ 5,000.00	Good Rds.
Maintenance and Operation.....	1,376,314.38	798,924.49	812,000.00	812,000.00	Good Rds.
Capital Outlay.....		3,932.03	10,000.00	10,000.00	Good Rds.
<b>Total for Good Roads Fund.....</b>	<b>\$ 1,396,297.67</b>	<b>\$ 809,976.52</b>	<b>\$ 827,000.00</b>	<b>\$ 827,000.00</b>	
<b>General Fund</b>					
Salaries and Wages .....	\$ 39,759.47	\$ 13,957.00	\$ 13,000.00	\$ 13,000.00	General
Maintenance and Operation.....	87,747.34	1,881.28	2,000.00	2,000.00	General
Capital Outlay.....	8,242.68	8,276.44			General
<b>Total for General Fund.....</b>	<b>\$ 135,749.49</b>	<b>\$ 24,114.72</b>	<b>\$ 15,000.00</b>	<b>\$ 15,000.00</b>	
<b>Highway Maintenance Fund</b>					
Capital Outlay.....	\$	\$	\$ 61,000.00	\$ 61,000.00	General*
<b>General Road Fund</b>					
Salaries and Wages .....	\$ 1,654.66	\$	\$ 4,800.00	\$ 4,800.00	Gen. Rd.
Maintenance and Operation.....	1,907.75				Gen. Rd.
<b>Total for General Road Fund.....</b>	<b>\$ 3,562.41</b>	<b>\$</b>	<b>\$ 4,800.00</b>	<b>\$ 4,800.00</b>	
<b>Supervisory Road District No. 1 Fund</b>					
Salaries and Wages .....	\$ 182,141.77	\$ 215,703.00	\$ 110,349.00	\$ 110,349.00	Sup. Rd. No. 1
Maintenance and Operation.....	157,464.39	106,213.00	110,350.00	110,350.00	Sup. Rd. No. 1
<b>Total for Supervisory Road District No. 1 Fund.....</b>	<b>\$ 339,606.16</b>	<b>\$ 321,916.00</b>	<b>\$ 220,699.00</b>	<b>\$ 220,699.00</b>	
<b>Supervisory Road District No. 3 Fund</b>					
Salaries and Wages .....	\$ 16,507.95	\$ 17,784.00	\$ 14,515.00	\$ 14,515.00	Sup. Rd. No. 3
Maintenance and Operation.....	10,646.09	8,025.03	14,515.00	14,515.00	Sup. Rd. No. 3
<b>Total for Supervisory Road District No. 3 Fund.....</b>	<b>\$ 27,154.04</b>	<b>\$ 25,809.03</b>	<b>\$ 29,030.00</b>	<b>\$ 29,030.00</b>	

**LOS ANGELES COUNTY BUDGET—1934-35**

**HIGHWAYS AND BRIDGES—Continued**

Classification	Actual Prior Year 1932-1933	Estimated Current Year 1933-1934	Requested Fiscal Year 1934-1935	Allowed Fiscal Year 1934-1935	Name of Fund
<b>Road Department—Continued</b>					
<b>Supervisory Road District No. 4</b>					
<b>Fund</b>					
Salaries and Wages .....	\$ 59,147.55	\$ 72,946.00	\$ 58,032.00	\$ 58,032.00	Sup. Rd. No. 4
Maintenance and Operation.....	66,038.10	65,084.75	58,032.00	58,032.00	Sup. Rd. No. 4
<b>Total for Supervisory Road</b>					
<b>District No. 4 Fund.....</b>	<b>\$ 125,185.65</b>	<b>\$ 138,030.75</b>	<b>\$ 116,064.00</b>	<b>\$ 116,064.00</b>	
<b>Supervisory Road District No. 5</b>					
<b>Fund</b>					
Salaries and Wages .....	\$ 98,126.78	\$ 85,127.00	\$ 33,255.00	\$ <del>33,255.00</del> <sup>27,677.00</sup>	Sup. Rd. No. 5
Maintenance and Operation.....	39,223.13	30,847.54	33,256.00	\$ <del>33,256.00</del> <sup>27,678.00</sup>	Sup. Rd. No. 5
<b>Total for Supervisory Road</b>					
<b>District No. 5 Fund.....</b>	<b>\$ 137,349.91</b>	<b>\$ 115,974.54</b>	<b>\$ 66,511.00</b>	<b>\$ <del>66,511.00</del> <sup>55,355.00</sup></b>	
<b>TOTAL HIGHWAYS AND</b>					
<b>BRIDGES .....</b>	<b>\$ 8,481,742.60</b>	<b>\$ 5,832,187.85</b>	<b>\$ 6,340,104.00</b>	<b>\$ <del>6,340,104.00</del> <sup>6,328,948.00</sup></b>	

\* For Highway Maintenance.

**RECAPITULATION OF ACTUAL, ESTIMATED AND PROPOSED EXPENDITURES**

**Charities, Hospitals and Corrections**

Classification	Actual Prior Year 1932-1933	Estimated Current Year 1933-1934	Requested Fiscal Year 1934-1935	Allowed Fiscal Year 1934-1935	Name of Fund
<b>Public Welfare Commission</b>					
Salaries and Wages.....	\$ 9,472.81	\$ 9,653.76	\$ 10,278.76	\$ 9,653.76	Salary
Maintenance and Operation.....	2,871.66	2,614.00	2,780.00	2,564.00	General
<b>Total for Public Welfare Commission .....</b>	<b>\$ 12,344.47</b>	<b>\$ 12,267.76</b>	<b>\$ 13,058.76</b>	<b>\$ 12,217.76</b>	
<b>Employment Stabilization Bureau</b>					
Salaries and Wages.....	\$ 14,525.68	\$	\$	\$	Salary
Maintenance and Operation.....	8,258.83				General
Capital Outlay.....	46.06				General
<b>Total Employment Stabilization Bureau .....</b>	<b>\$ 22,830.57</b>	<b>\$</b>	<b>\$</b>	<b>\$</b>	
<b>Labor Coordinating Bureau</b>					
Salaries and Wages.....	\$	\$ 5,933.25	\$ 14,289.72	\$ 14,289.72	Salary
Maintenance and Operation.....		1,754.00	5,305.00	5,305.00	General
Capital Outlay.....			250.00	250.00	General
<b>Total for Labor Coordinating Bureau .....</b>	<b>\$</b>	<b>\$ 7,687.25</b>	<b>\$ 19,844.72</b>	<b>\$ 19,844.72</b>	X
<b>Department of Charities— Exclusive of Institutions</b>					
Salaries and Wages.....	\$ 1,374,887.58	\$ 2,826,815.53	\$ <sup>1,721,180.00</sup> 3,645,879.98	\$ 1,347,366.49	Salary
Maintenance and Operation.....	158,797.99	600,197.00	329,661.00	144,657.00	General
Capital Outlay.....	47,277.48	30,200.00	40,347.00	40,347.00	General
<b>Total for Department of Charities— Exclusive of Institutions.....</b>	<b>\$ 1,580,963.05</b>	<b>\$ 3,457,212.53</b>	<b>\$ <sup>2,091,180.00</sup> 4,015,887.98</b>	<b>\$ 1,532,370.49**</b>	X
<b>Department of Charities— General Relief</b>					
Maintenance and Operation.....	\$13,207,429.33	\$21,631,429.00	\$ 9,444,445.00	\$ 3,630,838.00**	General X
<b>Department of Charities— Salvage Division</b>					
Salaries and Wages.....	\$ Cr. 3,853.49	\$ 40,600.52	\$ 27,386.00	\$ 27,386.00	Salary
Maintenance and Operation.....	4,960.67	1,715.00	58,250.00	58,250.00	General
Capital Outlay.....	2,046.73	1,142.00	7,350.00	2,350.00	General
<b>Total for Dept. of Charities— Salvage Division.....</b>	<b>\$ 3,153.91</b>	<b>\$ 43,457.52</b>	<b>\$ 92,986.00</b>	<b>\$ 87,986.00</b>	X
<b>State Aid for Children</b>					
Maintenance and Operation.....	\$ 576,783.61	\$ 741,000.00	\$ 815,000.00	\$ 742,000.00	General X
<b>Cemetery</b>					
Salaries and Wages.....	\$ 6,741.47	\$ 6,686.82	\$ 6,686.82	\$ 6,686.82	Salary
Maintenance and Operation.....	1,333.62	1,539.00	1,774.00	1,774.00	General
<b>Total for Cemetery.....</b>	<b>\$ 8,075.09</b>	<b>\$ 8,225.82</b>	<b>\$ 8,460.82</b>	<b>\$ 8,460.82</b>	X
<b>Rancho Los Amigos</b>					
Salaries and Wages.....	\$ 865,893.41	\$ 772,580.48	\$ 800,470.36	\$ 799,885.48	Salary
Maintenance and Operation.....	355,925.64	357,455.00	567,996.04	567,996.04	General
Capital Outlay.....	74,895.05	33,341.00	84,674.00	84,674.00	General
<b>Total for Rancho Los Amigos.....</b>	<b>\$ 1,296,714.10</b>	<b>\$ 1,163,376.48</b>	<b>\$ 1,453,140.40</b>	<b>\$ 1,452,555.52</b>	X

LOS ANGELES COUNTY BUDGET—1934-35

CHARITIES, HOSPITALS AND CORRECTIONS—Continued

Classification	Actual Prior Year 1932-1933	Estimated Current Year 1933-1934	Requested Fiscal Year 1934-1935	Allowed Fiscal Year 1934-1935	Name of Fund
<b>General Hospital</b>					
Salaries and Wages .....	\$ 2,688,140.50	\$ 3,017,316.36	\$ 4,363,809.34	\$ 4,161,195.00	Salary
Maintenance and Operation.....	759,958.01	984,130.00	1,293,840.00	1,293,840.00	General
Capital Outlay.....	974,172.74	463,056.00	70,350.00	44,965.00	General
<b>Total for General Hospital.....</b>	<b>\$ 4,422,271.25</b>	<b>\$ 4,464,502.36</b>	<b>\$ 5,727,999.34</b>	<b>\$ 5,500,000.00</b>	X
<b>General Hospital Acute Unit— Forester</b>					
Maintenance and Operation.....	\$	\$	\$ 1,100.00	\$ 1,100.00	General
Capital Outlay.....			800.00	800.00	General
<b>Total for General Hospital Acute Unit—Forester .....</b>	<b>\$</b>	<b>\$</b>	<b>\$ 1,900.00</b>	<b>\$ 1,900.00</b>	X
<b>State Hospitals</b>					
Maintenance and Operation.....	\$ 200,763.41	\$ 183,700.00	\$ 185,000.00	\$ 185,000.00	General
<b>California School for Deaf and Blind</b>					
Maintenance and Operation.....	\$ 135.24	\$ 450.00	\$ 450.00	\$ 450.00	General X
<b>State Reform Schools</b>					
Maintenance and Operation.....	\$ 105,697.26	\$ 92,200.00	\$ 92,200.00	\$ 87,000.00	General
<b>Psychopathic Court Wards</b>					
Maintenance and Operation.....	\$ 111,816.62	\$ 94,645.00	\$ 102,851.00	\$ 102,768.00	General
<b>Jail</b>					
Salaries and Wages .....	\$ 340,194.76	\$ 341,626.32	\$ 343,208.04	\$ 341,898.96	Salary
Maintenance and Operation.....	171,284.05	147,718.00	157,607.00	156,732.00	General
Capital Outlay.....	9,129.63	93.00	250.00	250.00	General
<b>Total for Jail.....</b>	<b>\$ 520,608.44</b>	<b>\$ 489,437.32</b>	<b>\$ 501,065.04</b>	<b>\$ 498,880.96</b>	
<b>Jail Store</b>					
Salaries and Wages .....	\$ 6,617.76	\$ 6,370.56	\$ 6,370.56	\$ 6,370.56	Salary
Maintenance and Operation.....	50,860.02	40,000.00	75,000.00	75,000.00	General
<b>Total for Jail Store.....</b>	<b>\$ 57,477.78</b>	<b>\$ 46,370.56</b>	<b>\$ 81,370.56</b>	<b>\$ 81,370.56</b>	
<b>Detention Camps</b>					
Salaries and Wages .....	\$ 109,507.66	\$ 109,338.56	\$ 110,974.76	\$ 110,974.76	Salary
Maintenance and Operation.....	<del>57,068.01</del> 67,668.01	60,737.00	69,805.00	69,605.00	Spec. Rd. Imp.
Capital Outlay.....	637.95		4,350.00	4,350.00	General
<b>Total for Detention Camps.....</b>	<b>\$ <del>167,213.62</del></b>	<b>\$ 170,075.56</b>	<b>\$ 185,129.76</b>	<b>\$ 184,929.76</b>	
<b>Wages to Prisoners</b>					
Maintenance and Operation.....	\$ 45,024.66	\$ 34,000.00	\$ 40,000.00	\$ 40,000.00	General
<b>Juvenile Hall</b>					
Salaries and Wages .....	\$ 130,135.00	\$ 136,111.36	\$ 136,888.64	\$ 136,888.64	Salary
Maintenance and Operation.....	66,503.58	54,480.00	57,632.00	56,432.00	General
Capital Outlay.....	300.30		823.50	744.00	General
<b>Total for Juvenile Hall.....</b>	<b>\$ 196,938.88</b>	<b>\$ 190,591.36</b>	<b>\$ 195,344.14</b>	<b>\$ 194,064.64</b>	

**RECAPITULATION OF ACTUAL, ESTIMATED AND PROPOSED EXPENDITURES**

**CHARITIES, HOSPITALS AND CORRECTIONS—Continued**

Classification	Actual Prior Year 1932-1933	Estimated Current Year 1933-1934	Requested Fiscal Year 1934-1935	Allowed Fiscal Year 1934-1935	Name of Fund
<b>El Retiro</b>					
Salaries and Wages .....	\$ 28,708.89	\$ 24,096.11	\$ 23,455.04	\$ 23,455.04	Salary
Maintenance and Operation.....	15,941.18	13,248.00	11,335.64	11,335.64	General
Capital Outlay.....		17.00	316.00	316.00	General
<b>Total for El Retiro.....</b>	<b>\$ 44,650.07</b>	<b>\$ 37,361.11</b>	<b>\$ 35,106.68</b>	<b>\$ 35,106.68</b>	
<b>Probation Committee</b>					
Salaries and Wages .....	\$ 3,244.78	\$ 2,345.28	\$ 2,345.28	\$ 2,245.28	Salary
Maintenance and Operation.....	582.61	512.00	580.00	555.00	General
Capital Outlay.....	37.64	25.00	25.00	25.00	General
<b>Total for Probation Committee.....</b>	<b>\$ 3,865.03</b>	<b>\$ 2,882.28</b>	<b>\$ 2,950.28</b>	<b>\$ 2,825.28</b>	
<b>Probation Department</b>					
Salaries and Wages .....	\$ 318,797.48	\$ 333,355.60	\$ 336,772.68	\$ 334,990.60	Salary
Maintenance and Operation.....	54,668.32	54,400.00	52,815.00	52,789.00	General
Capital Outlay.....	4,993.81	695.00	6,035.00	4,485.00	General
<b>Total for Probation Department.....</b>	<b>\$ 378,459.61</b>	<b>\$ 388,450.60</b>	<b>\$ 395,622.68</b>	<b>\$ 392,264.60</b>	
<b>Relief of Blind</b>					
Maintenance and Operation.....	\$ 479,615.22	\$ 589,700.00	\$ 687,500.00	\$ 575,000.00	General* X
<b>Care of Juvenile Court Wards</b>					
Maintenance and Operation.....	\$ 229,048.74	\$ 197,500.00	\$ 200,000.00	\$ 197,500.00	General
<b>Pension for Aged Persons</b>					
Maintenance and Operation.....	\$ 1,271,539.75	\$ 1,528,000.00	\$ 2,000,000.00	\$ 1,570,000.00	General X
<b>Camps for Juvenile Vagrants</b>					
Maintenance and Operation.....	\$ 17,791.57	\$ 39,311.00	\$ 48,360.00	\$ 48,360.00	General
Capital Outlay.....	6,699.20	1,630.00	500.00	500.00	General
<b>Total Camps for Juvenile Vagrants..</b>	<b>\$ 24,490.77</b>	<b>\$ 40,941.00</b>	<b>\$ 48,860.00</b>	<b>\$ 48,860.00</b>	
<b>TOTAL CHARITIES, HOSPITALS AND CORRECTIONS.....</b>	<b>\$24,967,910.48</b>	<b>\$35,615,463.51</b>	<b>\$26,346,173.16</b>	<b>\$17,184,193.79</b>	

\* For Blind Aid.

\*\* Work Relief to be Assumed by State and Federal Governments.

*Charities & Institutions - 15,121,405.55 X*  
*Olive View 1,378,425.67*  


---

*16,499,831.22*

LOS ANGELES COUNTY BUDGET—1934-35

Education

Classification	Actual Prior Year 1932-1933	Estimated Current Year 1933-1934	Requested Fiscal Year 1934-1935	Allowed Fiscal Year 1934-1935	Name of Fund
<b>Board of Education</b>					
Salaries and Wages .....	\$ 4,363.20	\$ 4,291.60	\$ 4,800.00	\$ 2,181.60	Salary
Maintenance and Operation.....	1,156.60	1,560.00	1,360.00	1,360.00	General
Capital Outlay.....	377.43	150.00	570.00	570.00	General
<b>Total for Board of Education.....</b>	<b>\$ 5,897.23</b>	<b>\$ 6,001.60</b>	<b>\$ 6,730.00</b>	<b>\$ 4,111.60</b>	
<b>Superintendent of Schools</b>					
Salaries and Wages .....	\$ 84,739.22	\$ 88,716.44	\$ 92,648.76	\$ 92,648.76	Salary
Maintenance and Operation.....	8,149.62	7,516.00	11,720.00	11,720.00	General
Capital Outlay.....	1,134.16	215.00	903.00	903.00	General
<b>Total for Superintendent of Schools..</b>	<b>\$ 94,023.00</b>	<b>\$ 96,447.44</b>	<b>\$ 105,271.76</b>	<b>\$ 105,271.76</b>	
<b>Visual Education</b>					
Salaries and Wages .....	\$ 16,960.28	\$ 12,992.02	\$ 15,544.08	\$ 14,562.36	Salary
Maintenance and Operation.....	5,133.55	2,193.00	1,843.00	1,843.00	General
Capital Outlay.....	474.55	80.00			General
<b>Total for Visual Education.....</b>	<b>\$ 22,568.38</b>	<b>\$ 15,265.02</b>	<b>\$ 17,387.08</b>	<b>\$ 16,405.36</b>	
<b>Otis Art Institute</b>					
Salaries and Wages .....	\$ 13,622.32	\$ 17,737.99	\$ 21,529.54	\$ 18,664.54	Salary
Maintenance and Operation.....	4,381.06	5,370.00	5,370.00	5,370.00	General
Capital Outlay.....		89.00	1,075.00	475.00	General
<b>Total for Otis Art Institute.....</b>	<b>\$ 18,003.38</b>	<b>\$ 23,196.99</b>	<b>\$ 27,974.54</b>	<b>\$ 24,509.54</b>	
<b>Public Library</b>					
Salaries and Wages .....	\$ 194,307.10	\$ 198,434.15	\$ 208,284.08	\$ 203,920.28	*
Maintenance and Operation.....	61,045.76	62,556.00	63,660.00	63,660.00	Public Library
Capital Outlay.....	76,412.18	26,385.00	26,945.00	26,945.00	Public Library
<b>Total for Public Library.....</b>	<b>\$ 331,765.04</b>	<b>\$ 287,375.15</b>	<b>\$ 298,889.08</b>	<b>\$ 294,525.28</b>	
<b>Law Library</b>					
Salaries and Wages .....	\$ 22,961.46	\$ 26,100.00	\$ 27,900.00	\$ 27,900.00	Law Library
Maintenance and Operation.....	17,572.01	15,275.00	15,600.00	15,600.00	Law Library
Capital Outlay.....	32,561.38	27,600.00	27,300.00	27,300.00	Law Library
<b>Total for Law Library.....</b>	<b>\$ 73,094.85</b>	<b>\$ 68,975.00</b>	<b>\$ 70,800.00</b>	<b>\$ 70,800.00</b>	
<b>TOTAL EDUCATION.....</b>	<b>\$ 545,351.88</b>	<b>\$ 497,261.20</b>	<b>\$ 527,052.46</b>	<b>\$ 515,623.54</b>	

\* Salary Fund \$4,295.00; Public Library Fund \$199,625.28.

**RECAPITULATION OF ACTUAL, ESTIMATED AND PROPOSED EXPENDITURES**

**Recreation**

Classification	Actual Prior Year 1932-1933	Estimated Current Year 1933-1934	Requested Fiscal Year 1934-1935	Allowed Fiscal Year 1934-1935	Name of Fund
<b>Museum of History, Science and Art</b>					
Salaries and Wages.....	\$ 110,364.83	\$ 114,940.70	\$ 153,683.40	\$ 114,940.70	Salary
Maintenance and Operation.....	21,351.74	18,983.00	18,983.00	18,983.00	General
Capital Outlay.....	7,739.01	422.00	1,300.00	1,300.00	General
<b>Total for Museum of History, Science and Art.....</b>	<b>\$ 139,455.58</b>	<b>\$ 134,345.70</b>	<b>\$ 173,966.40</b>	<b>\$ 135,223.70</b>	
<b>Hancock Park</b>					
Salaries and Wages.....	\$ 6,695.18	\$ 4,604.56	\$ 5,134.56	\$ 5,134.56	Salary
Maintenance and Operation.....	1,447.93	1,730.00	6,234.00	6,234.00	General
Capital Outlay.....		275.00	325.00	325.00	General
<b>Total for Hancock Park.....</b>	<b>\$ 8,143.11</b>	<b>\$ 6,609.56</b>	<b>\$ 11,693.56</b>	<b>\$ 11,693.56</b>	
<b>Memorial Coliseum</b>					
Maintenance and Operation.....	\$ 23,198.30				General
<b>Recreation Camps and Playgrounds</b>					
Salaries and Wages.....	\$ 175,029.28	\$ 171,919.60	\$ 139,446.02	\$ 139,336.94	Salary
Maintenance and Operation.....	67,604.15	64,595.00	40,235.00	40,235.00	General
Capital Outlay.....	19,753.99	8,715.00	2,425.00	2,425.00	General
<b>Total for Recreation Camps and Playgrounds .....</b>	<b>\$ 262,387.42</b>	<b>\$ 245,229.60</b>	<b>\$ 182,106.02</b>	<b>\$ 181,996.94</b>	
<b>Park Department</b>					
Salaries and Wages.....	\$ 91,690.23	\$ 79,878.16	\$ 82,691.20	\$ 82,691.12	Salary
Maintenance and Operation.....	20,988.81	14,990.00	15,240.00	14,740.00	General
Capital Outlay.....	10,089.61	2,380.00	4,000.00	2,786.96	General
<b>Total for Park Department.....</b>	<b>\$ 122,768.65</b>	<b>\$ 97,248.16</b>	<b>\$ 101,931.20</b>	<b>\$ 100,218.08</b>	
<b>TOTAL RECREATION .....</b>	<b>\$ 555,953.06</b>	<b>\$ 483,433.02</b>	<b>\$ 469,697.18</b>	<b>\$ 429,132.28</b>	

LOS ANGELES COUNTY BUDGET—1934-35

Miscellaneous Unclassified

Classification	Actual Prior Year 1932-1933	Estimated Current Year 1933-1934	Requested Fiscal Year 1934-1935	Allowed Fiscal Year 1934-1935	Name of Fund
<b>Soldier Burials</b>					
Maintenance and Operation.....	\$ 5,043.74	\$ 5,336.00	\$ 5,391.00	\$ 5,391.00	General
<b>Purchasing and Stores Department</b>					
Salaries and Wages .....	\$ Cr. 55,968.95	\$ Cr. 29,427.37	\$ 13,319.94	\$ 12,061.50	Salary
Maintenance and Operation.....	27,838.01	33,788.00	36,965.00	36,965.00	General
Capital Outlay.....	11,542.48	2,300.00	11,150.00	11,150.00	General
<b>Total for Purchasing and Stores Department .....</b>	<b>\$ Cr. 16,588.46</b>	<b>\$ 6,660.63</b>	<b>\$ 61,434.94</b>	<b>\$ 60,176.50</b>	
<b>Telephone Department</b>					
Salaries and Wages .....	\$ 36,059.90	\$ 39,258.96	\$ 40,677.00	\$ 40,513.44	Salary
Maintenance and Operation.....	128,216.80	146,720.00	154,510.00	154,485.00	General
Capital Outlay.....	46.31	85.00	100.00	100.00	General
<b>Total for Telephone Department.....</b>	<b>\$ 164,323.01</b>	<b>\$ 186,063.96</b>	<b>\$ 195,287.00</b>	<b>\$ 195,098.44</b>	
<b>Mechanical Department—Shops and Garage</b>					
Salaries and Wages.....)	<i>45,962.77</i>	<i>56,600.00</i>			
Maintenance and Operation.....)	<del>\$ Cr. 179,037.23</del>	<del>\$ Cr. 168,400.00</del>	\$ 1,200.00	\$ 1,200.00	General
Capital Outlay.....	3,152.96	2,185.00	7,628.00	6,978.00	General
<b>Total for Mechanical Department— Shops and Garage.....</b>	<i>49,115.73</i> <b>\$ Cr. 175,884.27</b>	<i>58,785.00</i> <b>\$ Cr. 166,215.00</b>	<b>\$ 8,828.00</b>	<b>\$ 8,178.00</b>	
<b>Assessments and Special District Taxes</b>					
Maintenance and Operation.....	\$ 6,335.89	\$ 7,000.00	\$ 7,000.00	\$ 7,000.00	General
<b>Aid to Acquisition and Improve- ment Districts.....</b>					
Maintenance and Operation.....	\$ 120,000.00	\$ 80,000.00	\$ 80,000.00	\$ 80,000.00	General
<b>Special Assessment Districts— 1915 Act</b>					
Maintenance and Operation.....	\$	\$	\$ 107,299.91	\$ 107,299.91	General
<b>Lancaster Cemetery</b>					
Maintenance and Operation.....	\$	\$ 400.00	\$ 950.00	\$ 950.00	General
<b>County Improvements</b>					
Capital Outlay.....	\$	\$ 100.00	\$ 100.00	\$ 100.00	General
<b>Hospital Site Buildings</b>					
Maintenance and Operation.....	\$ 2,153.80	\$ 1,500.00	\$ 1,500.00	\$ 1,500.00	General
<b>Insurance</b>					
Maintenance and Operation.....	\$ 54,516.99	\$ 65,000.00	\$ 67,600.00	\$ 67,600.00	General
<b>Judgments and Damages</b>					
Maintenance and Operation.....	\$ 164,872.07	\$ 25,000.00	\$ 100,000.00	\$ 100,000.00	General
<b>Maintenance of Unassigned County Equipment</b>					
Maintenance and Operation.....	\$ 2,975.81	\$ 3,000.00	\$ 3,000.00	\$ 3,000.00	General

**RECAPITULATION OF ACTUAL, ESTIMATED AND PROPOSED EXPENDITURES**

**MISCELLANEOUS UNCLASSIFIED—Continued**

Classification	Actual Prior Year 1932-1933	Estimated Current Year 1933-1934	Requested Fiscal Year 1934-1935	Allowed Fiscal Year 1934-1935	Name of Fund
<b>Patriotic Hall</b>					
Salaries and Wages .....	\$ 20,682.89	\$ 20,552.72	\$ 20,552.72	\$ 20,552.72	Salary
Maintenance and Operation.....	8,114.37	8,512.00	7,935.00	7,935.00	General
Capital Outlay.....	75.00	650.00	140.00	140.00	General
<b>Total for Patriotic Hall</b>	<b>\$ 28,872.26</b>	<b>\$ 29,714.72</b>	<b>\$ 28,627.72</b>	<b>\$ 28,627.72</b>	
<b>Workmen's Compensation</b>					
Maintenance and Operation.....	\$ 76,831.58	\$ 60,000.00	\$ 90,000.00	\$ 90,000.00	General
<b>County Employees Retirement Association</b>					
Maintenance and Operation.....	\$ 76,324.00	\$ 75,000.00	\$ 80,000.00	\$ 80,000.00	Salary
<b>Peace Officer's Pension Fund</b>					
Maintenance and Operation.....	\$	\$	\$ 30,000.00	\$ 30,000.00	Salary
<b>Exploitation</b>					
Maintenance and Operation.....	\$ 566,795.07	\$ 457,565.00	\$ 458,315.00	\$ 402,917.00	General*
<b>Exposition</b>					
Maintenance and Operation.....	\$ 79,927.07	\$ 42,800.00	\$ 43,000.00	\$ 35,000.00	General**
<b>Land Purchases</b>					
Capital Outlay.....	\$ 149,043.08	\$ 20,000.00	\$ 100,000.00	\$	General
<b>Dredging Alamitos Bay</b>					
Maintenance and Operation.....	\$	\$	\$ 50,000.00	\$ 50,000.00	General
<b>County Fair Grounds</b>					
Salaries and Wages .....	\$ 4,687.75	\$ 6,120.14	\$ 7,052.69	\$ 7,052.69	Salary
Maintenance and Operation.....	3,845.92	6,430.00	7,580.00	7,580.00	General
Capital Outlay.....	157,194.22	18,773.00	29,043.00	14,388.00	General
<b>Total for County Fair Grounds</b>	<b>\$ 165,727.89</b>	<b>\$ 31,323.14</b>	<b>\$ 43,675.69</b>	<b>\$ 29,020.69</b>	
<b>TOTAL MISCELLANEOUS UNCLASSIFIED</b>	<b>\$ 1,471,269.53</b>	<b>\$ 1,155,248.45</b>	<b>\$ 1,562,009.26</b>	<b>\$ 1,381,859.26</b>	

\* For Exploitation.

\*\* For Exposition.

**LOS ANGELES COUNTY BUDGET—1934-35**

**Interest**

Classification	Actual Prior Year 1932-1933	Estimated Current Year 1933-1934	Requested Fiscal Year 1934-1935	Allowed Fiscal Year 1934-1935	Name of Fund
<b>Interest on Outstanding Bonds</b>					
<b>Interest</b>					
L. A. County Highway Bonds.....\$	74,625.00	\$ 73,500.00	\$ 67,500.00	\$ 65,625.00	Good Rds.
Farm and Hospital Bonds.....	183,075.30	175,000.00	168,750.00	162,500.00	Farm & Hosp. I & S
New Hall of Justice Bonds.....	75,000.00	70,000.00	67,500.00	65,000.00	Hall of Just. I & S
<b>Total for Interest on Outstanding Bonds</b> .....	<b>\$ 332,700.30</b>	<b>\$ 318,500.00</b>	<b>\$ 303,750.00</b>	<b>\$ 293,125.00</b>	
<b>TOTAL FOR COST OF GOVERNMENT</b> .....	<b>\$49,385,963.54</b>	<b>\$55,379,005.45</b>	<b>\$49,535,973.13</b>	<b>\$39,579,271.98</b>	<i>39,568,115.98</i>

**Redemption of Debt**

<b>Bond Redemption</b>					
<b>Debt Redemption</b>					
L. A. County Highway Bonds.....\$	100,000.00	\$ 100,000.00	\$ 100,000.00	\$ 100,000.00	Good Rds.
Farm and Hospital Bonds.....	250,000.00	250,000.00	250,000.00	250,000.00	Farm & Hosp. I & S
New Hall of Justice Bonds.....	100,000.00	100,000.00	100,000.00	100,000.00	Hall of Just. I & S
<b>Total for Bond Redemption</b> .....	<b>\$ 450,000.00</b>	<b>\$ 450,000.00</b>	<b>\$ 450,000.00</b>	<b>\$ 450,000.00</b>	

**Reserves**

Unappropriated Reserve.....\$	\$	\$	\$ 1,963,055.00	\$ <del>1,963,055.00</del> <sup>654,580.00</sup>	Various
General Reserve .....	\$ 8,526,997.01	\$ 7,629,566.70	\$ 9,744,220.00	\$ <del>9,744,220.00</del> <sup>4,094,557.54</sup>	Various
<b>Total for Reserves</b> .....	<b>\$ 8,526,997.01</b>	<b>\$ 7,629,566.70</b>	<b>\$11,707,275.00</b>	<b>\$11,707,275.00</b> <sup>4,749,137.54</sup>	
<b>TOTAL ACTUAL ESTIMATED AND PROPOSED EXPENDITURES FROM GENERAL AND SPECIAL COUNTY FUNDS AND RESERVES</b> .....	<b>\$58,597,960.55</b>	<b>\$63,683,572.15</b>	<b>\$61,693,248.13</b>	<b>\$51,736,546.98</b>	<i>44,767,252.52</i>

RECAPITULATION OF ACTUAL, ESTIMATED AND PROPOSED EXPENDITURES

Summarization

Classification	Actual Prior Year 1932-1933	Estimated Current Year 1933-1934	Requested Fiscal Year 1934-1935	Allowed Fiscal Year 1934-1935
<b>BY GENERAL CLASSIFICATION</b>				
Salaries and Wages	\$17,645,998.46	\$18,522,732.60	\$21,409,130.10	\$18,620,820.23
Maintenance and Operation	27,605,851.79	35,296,918.83	26,711,069.53	19,803,562.79
Capital Outlay	3,801,412.99	1,240,859.02	1,112,023.50	861,763.96
Interest and Debt Redemption	782,700.30	768,500.00	753,750.00	743,125.00
Unappropriated Reserve			1,963,055.00	1,963,055.00
General Reserve	8,526,997.01	7,629,566.70	9,744,220.00	9,744,220.00
<b>GRAND TOTAL</b>	<b>\$58,362,060.55</b>	<b>\$63,458,572.15</b>	<b>\$61,693,248.13</b>	<b>\$51,736,546.98</b>
<b>BY ORGANIZATION CLASSIFICATION</b>				
General Government	\$ 9,676,239.91	\$ 8,782,181.90	\$10,433,052.00	\$10,005,017.44
Protection to Person and Property	1,489,841.82	1,230,928.43	1,260,850.30	1,231,481.50
Health and Sanitation	1,864,953.96	1,688,801.09	2,293,284.77	2,198,735.17
Highways and Bridges	8,481,742.60	5,832,187.85	6,340,104.00	6,340,104.00
Charities, Hospitals and Corrections	24,967,910.48	35,615,463.51	26,346,173.16	17,184,193.79
Education	545,351.88	497,261.20	527,052.46	515,623.54
Recreation	555,953.06	483,433.02	469,697.18	429,132.28
Miscellaneous Unclassified	1,471,269.53	930,248.45	1,562,009.26	1,381,859.26
Interest and Debt Redemption	782,700.30	768,500.00	753,750.00	743,125.00
Reserves	8,526,997.01	7,629,566.70	11,707,275.00	11,707,275.00
<b>GRAND TOTAL</b>	<b>\$58,362,060.55</b>	<b>\$63,458,572.15</b>	<b>\$61,693,248.13</b>	<b>\$51,736,546.98</b>
<b>BY FUNDS</b>				
<b>General Fund</b>				
For General Purposes	\$22,790,853.29	\$30,379,248.72	\$20,862,269.03	\$13,880,600.75
For Highway Maintenance			61,000.00	61,000.00
For Blind Aid	479,615.22	589,700.00	687,500.00	575,000.00
For Exploitation	566,795.07	457,565.00	458,315.00	402,917.00
For Exposition	79,927.07	42,800.00	43,000.00	35,000.00
For Public Comfort Stations	7,235.25	8,770.25	11,015.35	11,015.35
<b>Total General Fund</b>	<b>\$23,924,425.90</b>	<b>\$31,478,083.97</b>	<b>\$22,123,099.38</b>	<b>\$14,965,533.10</b>
Salary Fund	15,803,339.81	17,361,556.20	20,409,820.67	17,625,874.60
Farm and Hospital I & S Fund	433,075.30	425,000.00	418,750.00	412,500.00
New Hall of Justice I & S Fund	175,000.00	170,000.00	167,500.00	165,000.00
Law Library Fund	73,094.85	68,975.00	70,800.00	70,800.00
Public Library Fund	327,470.04	283,080.15	294,594.08	290,230.28
Special Road Improvement Fund	6,383,905.28	4,457,103.29	5,069,805.00	5,069,605.00
Supervisorial Road District No. 1 Fund	339,606.16	321,916.00	220,699.00	220,699.00
Supervisorial Road District No. 3 Fund	27,154.04	25,809.03	29,030.00	29,030.00
Supervisorial Road District No. 4 Fund	125,185.65	138,030.75	116,064.00	116,064.00
Supervisorial Road District No. 5 Fund	137,349.91	115,974.54	66,511.00	66,511.00
General Road Fund	3,562.41		4,800.00	4,800.00
Good Roads Fund	1,570,922.67	983,476.52	994,500.00	992,625.00
Unappropriated Reserve			1,963,055.00	1,963,055.00
General Reserve	8,526,997.01	7,629,566.70	9,744,220.00	9,744,220.00
<b>GRAND TOTAL</b>	<b>\$58,372,060.55</b>	<b>\$63,458,572.15</b>	<b>\$61,693,248.13</b>	<b>\$51,736,546.98</b>

Contributed Funds - Federal Government


9,047,893.65

# Budget of Proposed Expenditures for Interest and Debt Redemption

Classification	Date of Issue	ACTUAL EXPENDITURES Fiscal Year 1933-34			PROPOSED EXPENDITURES Fiscal Year 1934-35			Name of Fund
		Interest	Redemption	Total	Interest	Redemption	Total	
<b>INTEREST AND DEBT REDEMPTION</b>								
<b>General County Bonds</b>								
Macadam Roads .....	Feb. 1, 1909	\$ 73,500.00	\$100,000.00	\$173,500.00	\$ 65,625.00	\$100,000.00	\$165,625.00	Good Roads Fund
Farm and Hospital.....	July 1, 1923	175,000.00	250,000.00	425,000.00	162,500.00	250,000.00	412,500.00	Farm & Hosp. I & S Fund
New Hall of Justice.....	July 1, 1923	70,000.00	100,000.00	170,000.00	65,000.00	100,000.00	165,000.00	Hall of Justice I & S Fund
<b>TOTAL INTEREST AND DEBT REDEMPTION.....</b>		<b>\$318,500.00</b>	<b>\$450,000.00</b>	<b>\$768,500.00</b>	<b>\$293,125.00</b>	<b>\$450,000.00</b>	<b>\$743,125.00</b>	

# General Government

Total Appropriations .....\$10,005,017.44



**GENERAL GOVERNMENT**

**Board of Supervisors**

**GENERAL ADMINISTRATION OF COUNTY DEPARTMENTS**

**APPROPRIATIONS \$126,049.44**

Classification	EXPENDITURES				
	Actual Prior Year 1932-33	Actual Current Year To 3-1-1934	Estimated Current Year 1933-34	Requested Fiscal Year 1934-35	Allowed Fiscal Year 1934-35
<b>SALARIES AND WAGES</b>					
<b>Title of Position</b>	<b>Rate of Pay</b>				
	<b>A</b>	<b>B</b>	<b>C</b>		
5 Supervisors—\$5,000 per annum..	\$5,000	\$5,000	\$5,000	\$	25,000.00
1 Chief Clerk .....	450	475	500		5,154.00
1 Asst. Chief Clerk.....	190	200	210		2,290.68
1 Chief Index Clerk .....	155	160	165		1,799.88
1 Special District Clerk.....	155	160	165		1,799.88
1 License Clerk .....	155	160	165		1,799.88
1 Chief File Clerk.....	165	170	175		1,908.96
1 Demand Clerk .....	165	170	175		1,908.96
3 Sr. Clerks .....	145	150	155		4,963.32
1 Asst. Bond & Equalization Clerk	130	135	140		1,527.12
1 Clerk, Grade III.....	130	135	140		1,418.04
1 Stenographic Reporter .....	200	225	250		2,727.00
5 Division Secretaries .....	200	200	200		10,908.00
Provided, however, there shall be allowed in addition to the foregoing compensation fifteen dollars per month to one Divi- sion Secretary, who in addition to duties as Division Secretary, shall assist with the canvass of election returns					163.68
1 Stenographer & Minute Clerk....	190	200	210		2,290.68
2 Stenographic Secretaries, Gr. I..	140	145	150		3,217.92
1 Minute Stenographer .....	140	145	150		1,636.20
2 Stenographers, Grade II.....	130	135	140		3,054.24
1 Field Investigator, 1st Supervi- sorial District .....	250	250	250		2,727.00
1 Field Investigator, 2nd Supervi- sorial District .....	250	250	250		2,727.00
1 Field Investigator, 3rd Supervi- sorial District .....	250	250	250		2,727.00
1 Field Investigator, 4th Supervi- sorial District .....	250	250	250		2,727.00
1 Field Investigator, 5th Supervi- sorial District .....	250	250	250		2,727.00
5 Chauffeurs (no overtime).....	150	150	150		8,181.00
50 Clerks, Grade II, for services as needed for equalization work, per day .....	4.50	4.50	4.50		3,200.00
150 Clerks, Grade II, or Calculating Machine Operators, Grade I, for services as needed, when gen- eral or other state elections are held, per day.....	4.50	4.50	4.50		
<b>TOTAL SALARIES AND WAGES...\$</b>	<b>98,036.07</b>	<b>\$ 67,028.16</b>	<b>\$ 100,182.52</b>	<b>\$ 98,584.44</b>	<b>\$ 98,584.44</b>

**LOS ANGELES COUNTY BUDGET—1934-35**

**BOARD OF SUPERVISORS—Continued**

Classification	EXPENDITURES				
	Actual Prior Year 1932-33	Actual Current Year To 3-1-1934	Estimated Current Year 1933-34	Requested Fiscal Year 1934-35	Allowed Fiscal Year 1934-35
<b>MAINTENANCE AND OPERATION</b>					
<b>Administrative</b>					
<b>Services Other Than Personal</b>					
Advertising and Publication of Notices .....	\$ 5,317.37	\$ 2,947.53	\$ 6,000.00	\$ 6,000.00	\$ 6,000.00
Auto Mileage Allowance.....		241.92	600.00	600.00	600.00
Auto Service .....	8,465.88	3,720.14	9,000.00	9,000.00	9,000.00
Binding and Book Repairing.....	2.84	18.79	25.00	25.00	25.00
Food and Lodging.....	256.80	18.00	325.00	325.00	325.00
Miscellaneous Services, N.O.C.....	1,411.80	91.40	300.00	300.00	300.00
Postage .....	1,029.98	239.18	500.00	500.00	500.00
Printing Bonds .....	1,011.01		2,500.00	2,500.00	2,500.00
Publication of Pamphlets and Books .....	8,075.33	1,474.60	5,000.00	5,000.00	5,000.00
Repairs and Maintenance, Tools, Devices and Equipment.....	129.35	76.15	150.00	150.00	150.00
Telegraph .....	236.57	116.63	250.00	250.00	250.00
Telephone .....	.20	6.05	15.00	15.00	15.00
Transportation, Local .....	232.76	26.90	250.00	250.00	250.00
<b>Supplies</b>					
Office Supplies, N.O.C.....	409.22	89.22	150.00	150.00	150.00
Record Books, Papers, Forms and Covers .....	1,066.96	676.31	1,250.00	1,250.00	1,250.00
Writing Supplies.....	140.35	76.51	150.00	150.00	150.00
<b>Contributions, Awards and Fixed Obligations</b>					
Membership Dues.....	25.00		25.00	25.00	25.00
<b>Total Administration.....</b>	<b>\$ 27,811.42</b>	<b>\$ 9,819.33</b>	<b>\$ 26,490.00</b>	<b>\$ 26,490.00</b>	<b>\$ 26,490.00</b>
<b>Board of Equalization</b>					
<b>Services Other Than Personal</b>					
Binding and Book Repairing.....	\$	\$ 135.00	\$ 135.00	\$	\$
Postage .....	759.18	25.00	50.00	250.00	250.00
<b>Supplies</b>					
Office & Drafting Supplies, N.O.C.	6.38	15.55	25.00	25.00	25.00
Record Books, Papers, Forms and Covers .....	147.22		25.00	25.00	25.00
<b>Total Board of Equalization .....</b>	<b>\$ 912.78</b>	<b>\$ 175.55</b>	<b>\$ 235.00</b>	<b>\$ 300.00</b>	<b>\$ 300.00</b>
<b>TOTAL MAINTENANCE AND OPERATION .....</b>	<b>\$ 28,724.20</b>	<b>\$ 9,994.88</b>	<b>\$ 26,725.00</b>	<b>\$ 26,790.00</b>	<b>\$ 26,790.00</b>

**GENERAL GOVERNMENT**

**BOARD OF SUPERVISORS—Continued**

Classification	EXPENDITURES				
	Actual Prior Year 1932-33	Actual Current Year To 3-1-1934	Estimated Current Year 1933-34	Requested Fiscal Year 1934-35	Allowed Fiscal Year 1934-35
<b>CAPITAL OUTLAY</b>					
Equipment					
Books .....	\$ 6.45	\$ 7.53	\$ 20.00	\$ 25.00	\$ 25.00
Furniture and Furnishings .....	4,241.08	10.50	11.00	500.00	500.00
Filing Cabinets .....	\$ 500.00				
Motor Vehicles .....	5,057.00				
Office Equipment Other Than Fur- niture .....	167.50			150.00	150.00
Office Equipment .....	\$ 150.00				
<b>TOTAL CAPITAL OUTLAY .....</b>	<b>\$ 9,472.03</b>	<b>\$ 18.03</b>	<b>\$ 31.00</b>	<b>\$ 675.00</b>	<b>\$ 675.00</b>
<b>TOTAL BOARD OF SUPERVISORS</b>	<b>\$ 136,232.30</b>	<b>\$ 77,041.07</b>	<b>\$ 126,938.52</b>	<b>\$ 126,049.44</b>	<b>\$ 126,049.44</b>

# Auditor

**AUDITING, ACCOUNTING, REPORTING, TAX COMPUTATIONS AND REDEMPTIONS**  
**APPROPRIATIONS \$699,994.04**

Classification	EXPENDITURES				
	Actual Prior Year 1932-33	Actual Current Year To 3-1-1934	Estimated Current Year 1933-34	Requested Fiscal Year 1934-35	Allowed Fiscal Year 1934-35
<b>SALARIES AND WAGES</b>					
	Rate of Pay				
<b>Title of Position</b>	<b>A</b>	<b>B</b>	<b>C</b>		
<b>Administration</b>					
1 Auditor.....per annum	\$9,000	\$9,000	\$9,000	\$	9,000.00
1 Project Accountant .....	400	400	400		
1 Sr. Accountant .....	350	375	400		4,123.20
2 Supervising Secretaries .....	300	300	300		
1 Industrial Engineer .....	300	300	300		3,092.40
1 Stenographic Secretary, Grade V	180	190	200		2,181.60
2 Investigators .....	165	170	175		1,908.96
1 Sr. Clerk (Male) .....	145	150	155		1,690.80
1 Sr. Clerk .....	145	150	155		1,690.80
1 Information Clerk .....	120	125	130		1,418.04
1 Typist Clerk, Grade II.....	115	120	125		1,254.48
2 Clerks, Grade I .....	100	105	110		2,181.60
1 Messenger .....	75	80	85		818.16
Clerks, etc., as needed.....					9,360.00
<b>Total Administration .....</b>				<b>\$</b>	<b>38,720.04</b>
<b>Division of Accounts</b>					
1 Chief Clerk, Accounting Division	375	400	425	\$	3,865.56
1 Assistant, Accounting Division..	225	235	250		2,727.00
1 Chief Bookkeeper.....	215	225	235		2,563.44
1 Jr. Accountant .....	200	210	225		2,290.68
5 Sr. Bookkeepers .....	165	170	175		9,544.80
1 Tax Record Clerk.....	165	170	175		1,799.88
1 Apportionment Clerk.....	155	160	165		1,799.88
5 Bookkeeping Machine Operators	155	160	165		8,999.40
3 Asst. Bookkeeping Machine Op- erators .....	145	150	155		4,745.16
2 Jr. Bookkeepers.....	130	135	140 (a)		3,381.60
1 Sr. Clerk.....	145	150	155		1,690.80
2 Clerks, Grade III.....	130	135	140		2,945.16
6 Comptometer Operators, Gr. II..	130	135	140		8,726.52
1 Comptometer Operator, Grade I	115	120	125		1,363.56
1 Clerk, Grade II.....	115	120	125		1,254.48
2 Clerks, Grade I.....	100	105	110		2,236.20
Clerks, etc., as needed.....					11,360.00
<b>Total Division of Accounts .....</b>				<b>\$</b>	<b>71,294.12</b>

**GENERAL GOVERNMENT**

**AUDITOR—Continued**

Classification	EXPENDITURES				
	Actual Prior Year 1932-33	Actual Current Year To 3-1-1934	Estimated Current Year 1933-34	Requested Fiscal Year 1934-35	Allowed Fiscal Year 1934-35
<b>SALARIES AND WAGES—Continued</b>					
<b>Title of Position</b>					
<b>Division of Budgets, Audits and Reports</b>			<b>Rate of Pay</b>		
			<b>A</b>	<b>B</b>	<b>C</b>
1 Chief Clerk, Budget and Report Division .....			\$ 325	\$ 350	\$ 375
1 Asst., Budget & Report Division .....			225	235	250
2 Departmental Auditors .....			225	235	250
1 Revenue Auditor .....			225	235	250
1 Budget Accountant .....			225	235	250
4 Jr. Accountants.....			200	210	225
1 Franchise Accountant.....			200	210	225
1 Cost Statistician.....			180	190	200
3 Sr. Audit Clerks (Male).....			180	190	200
9 Audit Clerks (Male).....			155	160	165
1 Property Clerk.....			215	225	235
1 Chief Asst. Property Clerk.....			175	185	200
3 Asst. Property Clerks (Male)....			145	150	155
4 Sr. Clerks.....			145	150	155
1 Clerk, Grade II.....			115	120	125
1 Stenographer, Grade I.....			115	120	125
1 Typist Clerk, Grade II.....			115	120	125
6 Laborers, as needed, per day.....			4.50	4.50	4.50
Clerks, etc., as needed.....					
<b>Total Division of Budgets, Audits and Reports .....</b>					<b>\$ 75,433.04</b>
<b>Division of General Claims</b>					
1 Chief Clerk, General Claims Division .....			300	325	350
1 Asst., General Claims Division..			215	225	235
2 Sr. Voucher Clerks .....			180	190	200
2 Voucher Clerks.....			165	170	175
2 Voucher Clerks (Male).....			165	170	175
10 Claim Clerks.....			145	150	155
2 Sr. Clerks.....			145	150	155
2 Clerks, Grade III.....			130	135	140
2 Clerks (Male), Grade III.....			130	135	140
2 Comptometer Operators, Gr. II..			130	135	140
3 Comptometer Operators, Gr. I....			115	120	125
10 Clerks, Grade II.....			115	120	125
1 Stenographer, Grade II.....			130	135	140
1 Rem-Wahl Operator, Grade I....			115	120	125
8 Typist-Clerks, Grade II.....			115	120	125
24 Typist-Clerks, Grade I.....			100	105	110
22 Clerks, Grade I.....			100	105	110
3 Clerks (Male), Grade I.....			100	105	110
15 Messengers .....			75	80	85
Clerks, etc., as needed.....					
<b>Total Division of General Claims....</b>					<b>\$ 149,206.16</b>

**LOS ANGELES COUNTY BUDGET—1934-35**

**AUDITOR—Continued**

Classification	EXPENDITURES				
	Actual Prior Year 1932-33	Actual Current Year To 3-1-1934	Estimated Current Year 1933-34	Requested Fiscal Year 1934-35	Allowed Fiscal Year 1934-35
<b>SALARIES AND WAGES—Continued</b>					
<b>Title of Position</b>	<b>Rate of Pay</b>				
<b>Division of Special Claims</b>	<b>A</b>	<b>B</b>	<b>C</b>		
1 Chief Clerk, Special Claims Division .....	\$ 300	\$ 325	\$ 350	\$	3,607.80
1 Bond Clerk.....	200	210	225		2,454.36
1 Payroll Clerk.....	200	210	225		2,454.36
1 Warrant Clerk.....	200	210	225		2,181.60
2 Sr. Voucher Clerks.....	180	190	200		4,254.12
2 Voucher Clerks.....	165	170	175		3,708.84
1 Sr. Bookkeeper.....	165	170	175		1,908.96
12 Senior Clerks .....	145	150	155		19,853.28
5 Clerks, Grade III.....	130	135	140		7,308.36
2 Clerks (Male), Grade III.....	130	135	140		2,945.16
4 Clerks, Grade II.....	115	120	125		5,454.24
4 Typist-Clerks, Grade III.....	130	135	140		5,890.44
5 Typist-Clerks, Grade II.....	115	120	125		6,490.44
2 Comptometer Operators, Gr. II..	130	135	140		2,890.68
4 Comptometer Operators, Gr. I....	115	120	125		5,181.48
2 Clerks, Grade I.....	100	105	110		2,236.20
4 Messengers .....	75	80	85		3,490.80
Clerks, etc., as needed.....					30,200.00
<b>Total Division of Special Claims.....</b>				<b>\$</b>	<b>112,511.12</b>
<b>Division of Tax Extension</b>					
1 Chief Clerk, Tax Extension Di- vision .....	250	275	300	\$	3,092.40
1 Asst., Tax Extension Division....	215	225	235		2,345.28
1 Assessment Clerk.....	180	190	200		2,181.60
1 Apportionment Clerk.....	155	160	165		1,799.88
4 Apportionment Clerks.....	145	150	155		6,545.04
1 Asst. Bond Clerk.....	145	150	155		1,581.72
7 Comptometer Operators, Gr. II..	130	135	140		10,035.36
1 Comptometer Operator, Grade I Clerks, etc., as needed.....	115	120	125		54,000.00
<b>Total Division of Tax Extension.....</b>				<b>\$</b>	<b>81,581.28</b>
<b>Division of Tax Redemption</b>					
1 Chief Clerk, Tax Redemption Division .....	250	275	300	\$	2,999.76
1 Asst., Tax Redemption Division	225	235	250		2,563.44
1 Checking Clerk.....	200	210	225		2,181.60
1 Index Clerk.....	200	210	225		2,181.60
10 Redemption Clerks.....	180	190	200		20,507.04
2 Stenographic Secretaries, Gr. II	150	155	160		1,745.28
2 Stenographers, Grade II.....	130	135	140		3,054.24
1 Stenographer, Grade I.....	115	120	125		1,254.48
1 Sr. Apportionment Clerk.....	165	170	175		1,908.96
4 Apportionment Clerks.....	145	150	155		6,435.96
2 Bookkeeping Machine Operators	155	160	165		3,545.16
1 Counter Clerk.....	155	160	165		1,799.88
1 Sr. Clerk.....	145	150	155		1,690.80
1 Comptometer Operator, Gr. II....	130	135	140		1,418.04

**GENERAL GOVERNMENT**

**AUDITOR—Continued**

Classification	EXPENDITURES				
	Actual Prior Year 1932-33	Actual Current Year To 3-1-1934	Estimated Current Year 1933-34	Requested Fiscal Year 1934-35	Allowed Fiscal Year 1934-35
<b>SALARIES AND WAGES—Continued</b>					
<b>Title of Position</b>	<b>Rate of Pay</b>				
<b>Division of Tax Redemption—Continued</b>	<b>A</b>	<b>B</b>	<b>C</b>		
1 Comptometer Operator, Grade I	\$ 115	\$ 120	\$ 125		\$ 1,254.48
1 Clerk, Grade I.....	100	105	110		1,090.80
1 Messenger .....	75	80	85		872.64
Clerks, etc., as needed.....					20,250.00
<b>Total Division of Tax Redemption..</b>					<b>\$ 76,754.16</b>
<b>Division of Traffic</b>					
1 Chief Clerk, Traffic Division.....	250	275	300		\$ 3,092.40
1 Asst. Freight Clerk.....	180	190	200 (b)		2,454.36
1 Asst. Passenger Clerk.....	180	190	200		1,963.44
1 Sr. Clerk.....	145	150	155		1,690.80
1 Typist-Clerk, Grade III.....	130	135	140		1,527.12
1 Freight Rate Clerk, as needed, per day.....	7.00	7.00	7.00		400.00
Clerks, etc., as needed.....					300.00
<b>Total Division of Traffic.....</b>					<b>\$ 11,428.12</b>
<b>Extra Clerks—Various Divisions</b>					
200 Clerks, Grade II, or Typist- Clerks, Grade II, or Stenog- raphers, Grade I, as needed, per day .....	4.50	4.50	4.50		
200 Calculating Machine Operators, Grade I, as needed, per day.....	4.50	4.50	4.50		
70 Moon-Hopkins Calculating Ma- chine Operators, Grade I, as needed, per day.....	4.50	4.50	4.50		
90 Abstractors, per day .....	4.50	4.50	4.50		
8 Deputies without compensation.					
(a) Group D—\$145-150-155, as case may be.					
(b) Group D—\$200-210-225, as case may be.					
<b>TOTAL SALARIES AND WAGES... \$</b>	<b>428,465.42</b>	<b>\$ 329,141.54</b>	<b>\$ 482,488.55</b>	<b>\$ 616,928.04</b>	<b>\$ 616,928.04</b>

**LOS ANGELES COUNTY BUDGET—1934-35**

**AUDITOR—Continued**

Classification	EXPENDITURES				
	Actual Prior Year 1932-33	Actual Current Year To 3-1-1934	Estimated Current Year 1933-34	Requested Fiscal Year 1934-35	Allowed Fiscal Year 1934-35
<b>MAINTENANCE AND OPERATION</b>					
<b>Administrative</b>					
<b>Services Other Than Personal</b>					
Auto Mileage Allowance.....	\$ 134.99	\$ 39.04	\$ 100.00	\$ 300.00	\$ 300.00
Auto Service .....	13.17	93.25	250.00	300.00	300.00
Binding and Book Repairing.....		.58	5.00	25.00	25.00
Food and Lodging.....	65.75	14.75	50.00	75.00	75.00
Maps, Blueprints .....	19.00	89.67	90.00	100.00	100.00
Repairs and Maintenance, Land, Structural and Non-struc. Impr...		18.90	25.00		
Miscellaneous Services, N.O.C.....	131.05	3.80	10.00	10.00	10.00
Newspapers, Periodicals and Directories .....	32.20	42.73	50.00	50.00	50.00
Postage .....	1,791.56	47.91	75.00	100.00	100.00
Printing and Other Reproductive Services .....	43.46		25.00	35.00	35.00
Repairs and Maintenance, Tools, Devices and Equipment.....	55.07	38.75	100.00	100.00	100.00
Telegraph .....	152.74	75.71	78.00	150.00	150.00
Transportation, N.O.C. ....	53.79	51.98	75.00	75.00	75.00
<b>Supplies</b>					
Furnishings (Shelving) .....			20.00	20.00	20.00
Office Supplies, N.O.C.....	809.09	754.22	1,300.00	1,300.00	1,300.00
Record Books, Papers, Forms and Covers .....	Cr. 319.89	536.88	625.00	250.00	250.00
Writing Supplies .....	131.47	7.50	25.00	35.00	35.00
<b>Contributions, Awards and Fixed Obligations</b>					
Membership Dues .....		10.00	10.00	10.00	10.00
Rent of Equipment.....	124.00	167.50	350.00	356.00	356.00
<b>Undistributed Supplies for Various Divisions .....</b>					
	Cr. 870.46	2,423.12			
<b>Total Administrative .....</b>	<b>\$ 2,366.99</b>	<b>\$ 4,416.29</b>	<b>\$ 3,263.00</b>	<b>\$ 3,291.00</b>	<b>\$ 3,291.00</b>
<b>Division of Accounts</b>					
<b>Services Other Than Personal</b>					
Auto Mileage Allowance.....	\$ 91.64	\$ 11.56	\$ 30.00	\$ 50.00	\$ 50.00
Binding and Book Repairing.....	38.31	89.57	100.00	120.00	120.00
Miscellaneous Services, N.O.C.....	40.12				
Postage .....	16.30	23.39	35.00	35.00	35.00
Repairs and Maintenance, Tools, Devices and Equipment.....	258.57	118.23	400.00	500.00	500.00
<b>Supplies</b>					
Office and Drafting Supplies.....	218.89	211.75	360.00	425.00	425.00
Record Books, Papers, Forms and Covers .....	1,562.33	593.74	2,000.00	2,000.00	2,000.00
Writing Supplies .....	113.30	55.69	80.00	100.00	100.00
<b>Total Division of Accounts.....</b>	<b>\$ 2,339.46</b>	<b>\$ 1,103.93</b>	<b>\$ 3,005.00</b>	<b>\$ 3,230.00</b>	<b>\$ 3,230.00</b>

**GENERAL GOVERNMENT**

**AUDITOR—Continued**

Classification	EXPENDITURES				
	Actual Prior Year 1932-33	Actual Current Year To 3-1-1934	Estimated Current Year 1933-34	Requested Fiscal Year 1934-35	Allowed Fiscal Year 1934-35
<b>MAINTENANCE AND OPERATION—Continued</b>					
<b>Division of Budgets, Audits and Reports</b>					
<b>Services Other than Personal</b>					
Auto Hire .....			60.00		
Auto Mileage Allowance.....	1,897.37	1,543.72	2,500.00	2,500.00	2,500.00
Binding and Book Repairing.....	22.54	9.86	40.00	25.00	25.00
Cartage .....	14.69	14.00	20.00	20.00	20.00
Food and Lodging.....	32.25	18.00	50.00	25.00	25.00
Lettering and Signs.....			20.00		
Postage .....	389.69	75.73	100.00	300.00	300.00
Publication of Pamphlets and Books .....	2,549.92		750.00	1,000.00	1,000.00
Repairs and Maintenance, Tools, Devices and Equipment.....	201.84	90.80	250.00	125.00	125.00
Telegraph .....	2.05		3.00	3.00	3.00
Transportation, Local .....	83.25	65.20	75.00	75.00	75.00
<b>Supplies</b>					
Drafting Supplies .....	41.58	9.24	15.00	10.00	10.00
Furnishings (Shelving) .....	271.71	149.31	150.00	50.00	50.00
Heat, Light and Power Supplies....	.70		10.00	10.00	10.00
Educational and Scientific Supplies .....	58.24	146.77	300.00	100.00	100.00
Maps and Blue prints.....	1,198.50		5.00	5.00	5.00
Office Supplies, N.O.C.....	282.13	43.32	150.00	100.00	100.00
Operating Supplies and Tools (Inventory) .....	169.17	80.78	125.00	50.00	50.00
Record Books, Papers, Forms and Covers .....	785.69	919.98	1,000.00	1,750.00	1,750.00
Transporting, Conveying, Stable and Gar. Supplies (Brief Cases)			30.00		
Writing Supplies .....	105.05	48.49	50.00	50.00	50.00
<b>Total Division of Budgets, Audits and Reports .....</b>	<b>\$ 8,106.37</b>	<b>\$ 3,215.20</b>	<b>\$ 5,703.00</b>	<b>\$ 6,198.00</b>	<b>\$ 6,198.00</b>
<b>Division of General Claims</b>					
<b>Services Other Than Personal</b>					
Auto Service .....			5.00	5.00	5.00
Auto Mileage.....	1.76		5.00	5.00	5.00
Miscellaneous Services, N.O.C.....	221.98	138.05	200.00	250.00	250.00
Postage .....	10,669.01	7,523.93	19,900.00	25,000.00	24,600.00
Printing and Other Reproductive Services .....	108.22	67.58	125.00	150.00	150.00
Repairs and Maintenance, Tools, Devices and Equipment.....	72.80	187.40	275.00	350.00	350.00
Telegraph .....			5.00	5.00	5.00
Transportation Services, N.O.C.....	.94	.25	5.00	5.00	5.00
Minor Installations and Changes..				528.00	528.00

**LOS ANGELES COUNTY BUDGET—1934-35**

**AUDITOR—Continued**

Classification	EXPENDITURES				
	Actual Prior Year 1932-33	Actual Current Year To 3-1-1934	Estimated Current Year 1933-34	Requested Fiscal Year 1934-35	Allowed Fiscal Year 1934-35
<b>MAINTENANCE AND OPERATION—Continued</b>					
<b>Division of General Claims—Continued</b>					
<b>Supplies</b>					
Office Supplies, N.O.C.....	277.60	259.12	400.00	400.00	400.00
Record Books, Papers, Forms and Covers .....	6,532.65	5,840.83	8,500.00	9,000.00	9,000.00
Writing Supplies .....	359.00	241.25	400.00	400.00	400.00
<b>Contributions, Awards and Fixed Obligations</b>					
Rent of Equipment.....			80.00	150.00	150.00
<b>Total Division of General Claims.....</b>	<b>\$ 18,243.96</b>	<b>\$ 14,258.41</b>	<b>\$ 29,900.00</b>	<b>\$ 36,248.00</b>	<b>\$ 35,848.00</b>
<b>Division of Special Claims</b>					
<b>Services Other Than Personal</b>					
Auto Service .....	\$ 77.65	\$ 44.80	\$ 75.00	\$ 75.00	\$ 75.00
Auto Mileage Allowance.....	688.12	334.60	650.00	650.00	650.00
Miscellaneous Services, N.O.C.....	461.72	24.71	100.00	100.00	100.00
Postage .....	6,084.44	3,932.67	6,000.00	6,000.00	6,000.00
Printing and Other Reproductive Services .....		73.97	150.00	150.00	150.00
Repairs and Maintenance, Tools, Devices and Equipment.....	238.50	195.17	500.00	500.00	500.00
Transportation, Local .....	5.31	5.63	10.00	10.00	10.00
<b>Supplies</b>					
Office Supplies, N.O.C.....	998.51	562.75	1,000.00	1,000.00	1,000.00
Record Books, Papers, Forms and Covers .....	8,918.29	6,559.56	9,000.00	10,000.00	10,000.00
Writing Supplies .....	583.88	409.54	700.00	700.00	700.00
<b>Contributions, Awards and Fixed Obligations</b>					
Rent of Equipment.....	375.79	403.87	600.00	600.00	600.00
<b>Total Division of Special Claims.....</b>	<b>\$ 18,432.21</b>	<b>\$ 12,547.27</b>	<b>\$ 18,785.00</b>	<b>\$ 19,785.00</b>	<b>\$ 19,785.00</b>
<b>Division of Tax Extension</b>					
<b>Services Other Than Personal</b>					
Binding and Repairing Books.....	\$	\$ 64.82	\$ 75.00	\$ 75.00	\$ 75.00
Express .....	9.86	3.91	4.00	10.00	10.00
Postage .....	9.80	15.17	20.00	25.00	25.00
Repairs and Maintenance, Tools, Devices and Equipment.....	1,069.30	575.25	800.00	1,000.00	1,000.00
Telephone .....				10.00	10.00
Transportation, Local .....				30.00	30.00
Miscellaneous Services, N.O.C.....	262.77	5.10	6.00		
<b>Supplies</b>					
Office Supplies, N.O.C.....	78.89	48.11	100.00	125.00	125.00
Record Books, Papers, Forms and Covers .....	526.01	85.46	250.00	250.00	250.00

**GENERAL GOVERNMENT**

**AUDITOR—Continued**

Classification	EXPENDITURES				
	Actual Prior Year 1932-33	Actual Current Year To 3-1-1934	Estimated Current Year 1933-34	Requested Fiscal Year 1934-35	Allowed Fiscal Year 1934-35
<b>MAINTENANCE AND OPERATION—Continued</b>					
<b>Division of Tax Extension—Continued</b>					
<b>Supplies—Continued</b>					
Writing Supplies .....	\$ 187.56	\$ 81.72	\$ 125.00	\$ 125.00	\$ 125.00
<b>Contributions, Awards and Fixed Obligations</b>					
Rent of Equipment.....	287.70	746.00	900.00	800.00	800.00
<b>Total Division of Tax Extension.....</b>	<b>\$ 2,431.89</b>	<b>\$ 1,625.54</b>	<b>\$ 2,280.00</b>	<b>\$ 2,450.00</b>	<b>\$ 2,450.00</b>
<b>Division of Tax Redemption</b>					
<b>Services Other Than Personal</b>					
Auto Service.....		\$	\$	\$ 10.00	\$ 10.00
Binding and Repairing Books.....	70.64	165.92	200.00	200.00	200.00
Express .....	5.03	10.04	20.00	20.00	20.00
Miscellaneous Services, N.O.C.....	143.58	4.00	4.00		
Postage .....	1,002.00	783.66	1,200.00	1,300.00	1,300.00
Repairs and Maintenance, Tools, Devices and Equipment.....	183.19	334.13	400.00	400.00	400.00
Telegraph .....	4.04		10.00	10.00	10.00
Transportation, Local.....				10.00	10.00
<b>Supplies</b>					
Office Supplies, N.O.C.....	355.55	77.15	200.00	500.00	500.00
Record Books, Papers, Forms and Covers .....	1,262.61	1,124.38	1,500.00	1,750.00	1,750.00
Writing .....	146.43	113.36	175.00	175.00	175.00
<b>Total Division of Tax Redemption.....</b>	<b>\$ 3,173.07</b>	<b>\$ 2,612.64</b>	<b>\$ 3,709.00</b>	<b>\$ 4,375.00</b>	<b>\$ 4,375.00</b>
<b>Division of Traffic</b>					
<b>Services Other Than Personal</b>					
Auto Service.....		\$	\$	\$ 25.00	\$ 25.00
Express .....	.36	.27	1.00	5.00	5.00
Freight .....				5.00	5.00
Postage .....	32.05	18.40	25.00	50.00	50.00
Printing and Other Reproductive Services .....		7.00	10.00	20.00	20.00
Repairs and Maintenance, Tools, Devices and Equipment .....	15.40	26.80	27.00	25.00	25.00
Telegraph .....	17.21			20.00	20.00
Telephone .....				15.00	15.00
Transportation, Local .....	2.06	1.88	2.00	5.00	5.00
<b>Supplies</b>					
Newspapers, Periodicals and Di- rectories .....	110.20	48.00	70.00	150.00	150.00
Office Supplies, N.O.C.....	26.87	7.84	15.00	75.00	75.00
Record Books, Papers, Forms and Covers .....	134.80	48.22	60.00	200.00	200.00
Writing Supplies.....	14.00	5.67	8.00	10.00	10.00
<b>Total Division of Traffic.....</b>	<b>\$ 352.95</b>	<b>\$ 164.08</b>	<b>\$ 218.00</b>	<b>\$ 605.00</b>	<b>\$ 605.00</b>
<b>TOTAL MAINTENANCE AND OPERATION .....</b>	<b>\$ 55,446.90</b>	<b>\$ 39,943.36</b>	<b>\$ 66,863.00</b>	<b>\$ 76,182.00</b>	<b>\$ 75,782.00</b>

**LOS ANGELES COUNTY BUDGET—1934-35**

**AUDITOR—Continued**

Classification	EXPENDITURES				
	Actual Prior Year 1932-33	Actual Current Year To 3-1-1934	Estimated Current Year 1933-34	Requested Fiscal Year 1934-35	Allowed Fiscal Year 1934-35
<b>CAPITAL OUTLAY</b>					
<b>Equipment</b>					
Books .....	\$ 38.69	\$ 21.15	\$ 150.00	\$ 20.00	\$ 20.00
Furniture and Furnishings.....	2,216.25	1,813.97	2,700.00	1,441.00	1,441.00
Chairs .....	\$ 215.00				
Desks .....	445.00				
Filing Cabinets .....	705.00				
Stand & Sorting Tray.....	31.00				
Steel Shelving .....	45.00				
Non-structural Enclosures and Containers .....				10.00	10.00
Tool Kit.....	\$ 10.00				
Office Equipment Other Than Furniture .....	4,345.29	4,868.67	5,260.00	5,803.00	5,803.00
Adding Machines .....	\$ 700.00				
Checkwriter .....	300.00				
Comptometers .....	2,550.00				
Line-a-times .....	75.00				
Monroe Calculator .....	1,065.00				
Numbering Machines.....	162.00				
Office Equip. N.O.C.....	225.00				
Typewriters .....	726.00				
Special and Miscellaneous Equipment .....				10.00	10.00
Miscellaneous, N.O.C.....	\$ 10.00				
<b>TOTAL CAPITAL OUTLAY.....</b>	<b>\$ 6,600.23</b>	<b>\$ 6,703.79</b>	<b>\$ 8,110.00</b>	<b>\$ 7,284.00</b>	<b>\$ 7,284.00</b>
<b>TOTAL AUDITOR.....</b>	<b>\$ 490,512.55</b>	<b>\$ 375,788.69</b>	<b>\$ 557,461.55</b>	<b>\$ 700,394.04</b>	<b>\$ 699,994.04</b>

**GENERAL GOVERNMENT**

**Treasurer**

**CUSTODY AND HANDLING OF MONEY**

**APPROPRIATIONS \$92,561.88**

Classification	EXPENDITURES				
	Actual Prior Year 1932-33	Actual Current Year To 3-1-1934	Estimated Current Year 1933-34	Requested Fiscal Year 1934-35	Allowed Fiscal Year 1934-35
<b>SALARIES AND WAGES</b>					
<b>Title of Position</b>	<b>Rate of Pay</b>				
	<b>A</b>	<b>B</b>	<b>C</b>		
1 Treasurer .....per Annum	\$7,200	\$7,200	\$7,200	\$	5,824.80
1 Chief Deputy.....	350	375	400		4,123.20
2 Paying and Receiving Tellers.....	250	260	275		5,999.52
1 Chief Bookkeeper.....	180	190	200 (a)		2,454.36
1 Inheritance Tax Deputy.....	225	235	250		2,727.00
2 Asst. Inheritance Tax Deputies (Male) .....	200	210	225		4,908.72
1 Bond Appraiser, as needed.....	200	200	200		1,090.80
1 Chief Bond Clerk.....	180	190	200		2,181.60
6 Sr. Bookkeepers.....	165	170	175		11,453.76
1 Bond Clerk.....	165	170	175		1,908.96
2 Asst. Paying and Receiving Tellers (Male).....	165	170	175		3,708.84
1 Asst. Cashier.....	145	150	155 (b)		1,854.36
1 Stenographic Secretary, Grade III .....	160	165	170		1,854.36
1 Securities Clerk.....	150	155	160		1,636.20
4 Sr. Clerks.....	145	150	155		6,654.00
6 Clerks, Grade III.....	130	135	140		8,835.72
4 Bond Clerks.....	130	135	140		6,054.00
4 Clerks, Grade II.....	115	120	125		5,290.56
1 Typist-Clerk, Grade III.....	130	135	140		1,527.12
1 Typist-Clerk, Grade II.....	115	120	125		1,308.96
1 Stenographer, Grade I.....	115	120	125		1,308.96
1 Special Watchman.....	140	145	150		1,636.20
1 Bank Messenger.....	100	105	110		1,199.88
10 Clerks, Grade II, or Typist- Clerks, Grade II, as needed, per day .....	4.50	4.50	4.50		900.00
10 Deputies who shall serve with- out compensation					
(a) Group D—\$200-210-225, as case may be.					
(b) Group D—\$160-165-170, as case may be.					
<b>TOTAL SALARIES AND WAGES...</b>	<b>\$ 87,607.46</b>	<b>\$ 57,508.23</b>	<b>\$ 86,441.88</b>	<b>\$ 86,441.88</b>	<b>\$ 86,441.88</b>

**LOS ANGELES COUNTY BUDGET—1934-35**

**TREASURER—Continued**

Classification	EXPENDITURES				
	Actual Prior Year 1932-33	Actual Current Year To 3-1-1934	Estimated Current Year 1933-34	Requested Fiscal Year 1934-35	Allowed Fiscal Year 1934-35
<b>MAINTENANCE AND OPERATION</b>					
<b>Services Other Than Personal</b>					
Auto Mileage Allowance.....\$	779.72	\$ 419.76	\$ 725.00	\$ 725.00	\$ 725.00
Miscellaneous Services N.O.C.....	170.06	9.06	100.00	100.00	100.00
Postage .....	3,861.46	1,158.82	2,000.00	2,000.00	2,000.00
Printing and Other Reproductive Services .....			250.00	250.00	250.00
Repairs and Maintenance, Tools, Devices and Equipment.....	513.35	150.98	400.00	400.00	400.00
Telegraph .....	2.11	14.02	20.00	10.00	10.00
Transportation, Local.....	125.00	75.00	200.00	200.00	200.00
<b>Supplies</b>					
Office Supplies, N.O.C.....	267.21	156.81	325.00	325.00	325.00
Record Books, Papers, Forms and Covers .....	1,705.54	529.82	1,500.00	1,500.00	1,500.00
Writing Supplies.....	135.76	69.31	125.00	125.00	125.00
<b>Contributions, Awards and Fixed Obligations</b>					
Insurance .....	274.64	190.63	300.00	300.00	300.00
<b>TOTAL MAINTENANCE AND OPERATION .....</b>	<b>\$ 7,834.85</b>	<b>\$ 2,774.21</b>	<b>\$ 5,945.00</b>	<b>\$ 5,935.00</b>	<b>\$ 5,935.00</b>
<b>CAPITAL OUTLAY</b>					
<b>Equipment</b>					
Books .....	6.45	\$ 5.99	\$ 35.00	\$ 70.00	\$ 70.00
Furniture and Furnishings.....	109.60				
Heat, Cold and Mech. Power Transmission Equipment .....	10.15				
Office Equip. Other Than Furniture .....				115.00	115.00
Check Protector .....	\$115.00				
<b>TOTAL CAPITAL OUTLAY.....</b>	<b>\$ 126.20</b>	<b>\$ 5.99</b>	<b>\$ 35.00</b>	<b>\$ 185.00</b>	<b>\$ 185.00</b>
<b>TOTAL TREASURER.....</b>	<b>\$ 95,568.51</b>	<b>\$ 60,288.43</b>	<b>\$ 92,421.88</b>	<b>\$ 92,561.88</b>	<b>\$ 92,561.88</b>

**GENERAL GOVERNMENT**

**Assessor**

**ASSESSING PROPERTY AND COLLECTING UNSECURED PERSONAL PROPERTY TAXES  
APPROPRIATIONS \$1,042,688.12**

Classification	EXPENDITURES				
	Actual Prior Year 1932-33	Actual Current Year To 3-1-1934	Estimated Current Year 1933-34	Requested Fiscal Year 1934-35	Allowed Fiscal Year 1934-35
<b>SALARIES AND WAGES</b>					
Title of Position	Rate of Pay				
	A	B	C		
<b>Administration Division</b>					
1 Assessor.....per Annum		\$9,000	\$9,000	\$9,000	\$ 10,250.00
1 Chief Deputy.....		500	500	500	5,154.00
1 Asst. Chief Deputy.....		350	375	400	3,607.80
1 Jr. Accountant.....		200	210	225	2,181.60
1 Field Inspector.....		200	210	225	2,181.60
1 Stenographic Secretary, Grade IV.....		175	180	185	2,018.04
1 Stenographic Secretary, Grade II.....		150	155	160	1,636.20
1 Office Deputy.....		150	155	160	1,745.28
1 Pay Roll Clerk.....		150	155	160	1,745.28
1 Sr. Clerk.....		145	150	155	1,581.72
3 Clerks, Grade III.....		130	135	140	4,472.40
1 Comptometer Operator, Grade I..		115	120	125	1,363.56
1 Messenger.....		75	80	85	872.64
<b>Total Administration Division.....</b>					<b>\$38,810.12</b>
<b>Assessment Roll Division</b>					
1 Supervising Clerk.....		175	180	185	\$ 2,018.04
1 Office Deputy.....		150	155	160	1,745.28
2 Sr. Clerks.....		145	150	155	3,217.92
17 Clerks, Grade III.....		130	135	140	24,925.08
24 Clerks, Grade II.....		115	120	125	31,197.60
2 Calculating Machine Operators, Grade I.....		115	120	125	2,508.96
<b>Total Assessment Roll Division.....</b>					<b>\$ 65,612.88</b>
<b>Auditing Division</b>					
1 Chief Auditing Division.....		275	300	325	\$ 2,999.76
1 Jr. Accountant.....		200	210	225	2,290.68
1 Office Deputy.....		150	155	160	1,745.28
1 Audit Clerk.....		150	155	160	1,745.28
1 Sr. Clerk.....		145	150	155	1,581.72
2 Hollerith Operators, Grade II....		130	135	140	3,054.24
3 Comptometer Operators, Grade II.....		130	135	140	4,581.36
3 Comptometer Operators, Grade I.....		115	120	125	4,036.08
1 Clerk, Grade II.....		115	120	125	1,363.56
<b>Total Auditing Division.....</b>					<b>\$ 23,397.96</b>

**LOS ANGELES COUNTY BUDGET—1934-35**

**ASSESSOR—Continued**

Classification	EXPENDITURES				
	Actual Prior Year 1932-33	Actual Current Year To 3-1-1934	Estimated Current Year 1933-34	Requested Fiscal Year 1934-35	Allowed Fiscal Year 1934-35
<b>SALARIES AND WAGES—Continued</b>					
<b>Title of Position</b>			<b>Rate of Pay</b>		
<b>Building Appraisal Division</b>		<b>A</b>	<b>B</b>	<b>C</b>	
1 Chief Building Appraiser.....		\$ 300	\$ 325	\$ 350	\$ 3,607.80
1 Asst. Chief Building Appraiser..		215	225	235	2,563.44
16 Sr. Building Appraisers.....		180	190	200	34,032.96
3 Building Appraisers .....		170	175	180	5,672.16
1 Deputy Assessor of Watercraft..		180	190	200	1,963.44
1 Asst. Head Clerk.....		165	170	175	1,799.88
1 Office Deputy .....		150	155	160	1,636.20
1 Sr. Clerk.....		145	150	155	1,690.80
7 Clerks, Grade III.....		130	135	140	10,308.24
4 Clerks, Grade II.....		115	120	125	5,290.56
<b>Total Building Appraisal Division..</b>					<b>\$ 68,565.48</b>
<b>Cashier's and Photographer's Division</b>					
1 Cashier and Photographer .....		225	235	250	\$ 2,727.00
1 Asst. Cashier.....		165	170	175	1,799.88
1 Asst. Cashier.....		145	150	155	1,690.80
1 Asst. Photographer.....		150	160	170	1,854.36
1 Clerk, Grade II .....		115	120	125	1,363.56
<b>Total Cashier's and Photographer's Division .....</b>					<b>\$ 9,435.60</b>
<b>Collection Division</b>					
1 Chief Collector.....		200	210	225	\$ 2,181.60
1 Office Deputy.....		150	155	160	1,636.20
3 Clerks, Grade III.....		130	135	140	4,417.80
<b>Total Collection Division .....</b>					<b>\$ 8,235.60</b>
<b>Correspondence Division</b>					
1 Chief Correspondence Clerk.....		200	210	225	\$ 2,454.36
1 Asst. Chief Correspondence Clerk .....		165	170	175	1,908.96
3 Sr. Correspondence Clerks.....		150	155	160	5,126.76
2 Jr. Correspondence Clerks.....		140	145	150	3,054.24
2 Sr. Clerks .....		145	150	155	3,272.40
5 Clerks, Grade III.....		130	135	140	7,417.56
6 Clerks, Grade II .....		115	120	125	8,017.68
1 File Clerk .....		130	135	140	1,527.12
2 Stenographers, Grade II.....		130	135	140	2,836.08
8 Stenographers, Grade I.....		115	120	125 (a)	11,072.04
4 Typist-Clerks, Grade II.....		115	120	125	5,235.96
<b>Total Correspondence Division.....</b>					<b>\$ 51,923.16</b>
<b>Long Beach Branch</b>					
1 Supervising Deputy.....		225	235	250	\$ 2,727.00
2 Office Deputies.....		150	155	160	3,436.08
2 Sr. Clerks .....		145	150	155	3,381.60
2 Clerks, Grade II.....		115	120	125	2,727.12
<b>Total Long Beach Branch.....</b>					<b>\$ 12,271.80</b>

**GENERAL GOVERNMENT**

**ASSESSOR—Continued**

Classification	EXPENDITURES				
	Actual Prior Year 1932-33	Actual Current Year To 3-1-1934	Estimated Current Year 1933-34	Requested Fiscal Year 1934-35	Allowed Fiscal Year 1934-35
<b>SALARIES AND WAGES—Continued</b>					
<b>Title of Position</b>	<b>Rate of Pay</b>				
<b>Map Checking Division</b>	<b>A</b>	<b>B</b>	<b>C</b>		
1 Head Clerk.....	\$ 225	\$ 250	\$ 275	\$	2,999.76
2 Asst. Head Clerks.....	165	170	175		3,817.92
1 Redemption Clerk.....	180	190	200		2,072.52
2 Office Deputies.....	150	155	160		3,490.56
6 Sr. Clerks.....	145	150	155		9,872.04
23 Clerks, Grade III.....	130	135	140		34,088.16
18 Clerks, Grade II.....	115	120	125		23,452.80
<b>Total Map Checking Division.....</b>				<b>\$</b>	<b>79,793.76</b>
<b>Oil and Public Utilities Division</b>					
1 Chief Appraisal Engineer.....	300	325	350	\$	3,092.40
1 Asst. Chief Real Estate Appraiser.....	300	325	350		3,350.16
1 Sr. Real Estate Appraiser.....	225	235	250		2,454.36
3 Appraisal Engineers.....	225	235	250		7,908.36
2 Sr. Clerks.....	145	150	155		3,163.44
<b>Total Oil and Public Utilities Division.....</b>				<b>\$</b>	<b>19,968.72</b>
<b>Personal Property Division</b>					
1 Chief Business Personal Prop- erty Appraiser.....	300	325	350	\$	3,092.40
2 Asst. Chief Business Personal Property Appraisers.....	250	260	275		5,563.08
3 Sr. Accountants.....	225	235	250		7,581.24
3 Jr. Accountants.....	200	210	225		6,817.56
1 Director of Field Deputies.....	225	235	250		2,727.00
1 Sr. Field Deputy.....	180	190	200		2,072.52
1 Asst. Head Clerk.....	165	170	175		1,908.96
13 Office Deputies.....	150	155	160		22,361.64
3 Sr. Clerks.....	145	150	155		4,854.12
8 Clerks, Grade III.....	130	135	140		11,835.36
5 Clerks, Grade II.....	115	120	125		6,435.84
<b>Total Personal Property Division...</b>				<b>\$</b>	<b>75,249.72</b>
<b>Public Service Division</b>					
1 Chief Clerk.....	275	300	325	\$	2,999.76
1 Asst. Chief Clerk.....	165	170	175		1,908.96
2 Office Deputies.....	150	155	160		3,490.56
2 Sr. Clerks.....	145	150	155		3,327.00
7 Clerks, Grade III.....	130	135	140		10,144.56
8 Clerks, Grade II.....	115	120	125		10,690.08
<b>Total Public Service Division.....</b>				<b>\$</b>	<b>32,560.92</b>

**LOS ANGELES COUNTY BUDGET—1934-35**

**ASSESSOR—Continued**

Classification	EXPENDITURES				Allowed Fiscal Year 1934-35
	Actual Prior Year 1932-33	Actual Current Year To 3-1-1934	Estimated Current Year 1933-34	Requested Fiscal Year 1934-35	
<b>SALARIES AND WAGES—Continued</b>					
<b>Title of Position</b>	<b>Rate of Pay</b>				
<b>Real Estate Appraisal Division</b>	<b>A</b>	<b>B</b>	<b>C</b>		
1 Chief Real Estate Appraiser.....					
7 Asst. Chief Real Estate Appraisers .....	\$ 375	\$ 400	\$ 425	\$	4,380.96
6 Sr. Real Estate Appraisers.....	300	325	350		24,223.80
6 Real Estate Appraisers.....	225	235	250		15,489.60
15 Jr. Real Estate Appraisers.....	200	210	225		13,689.60
1 Audit Clerk .....	180	190	200		30,215.16
3 Sr. Clerks .....	150	155	160		1,745.28
	145	150	155		5,017.80
<b>Total Real Estate Appraisal Division .....</b>				<b>\$</b>	<b>94,762.20</b>
<b>Stocks and Bonds Division</b>					
1 Chief Real Estate Appraiser.....	275	300	325	\$	3,350.16
1 Deputy Appraiser.....	150	160	170		1,854.36
1 Office Deputy .....	150	155	160		1,745.28
1 Sr. Clerk.....	145	150	155		1,636.20
4 Clerks, Grade III .....	130	135	140		5,945.04
1 Clerk, Grade II.....	115	120	125		1,363.56
<b>Total Stocks and Bonds Division.....</b>				<b>\$</b>	<b>15,894.60</b>
<b>Veterans Exemption Division</b>					
1 Chief Exemption Deputy.....	180	190	200	\$	2,181.60
3 Exemption Clerks.....	160	170	175		5,726.88
2 Clerks, Grade II.....	115	120	125		2,727.12
<b>Total Veterans Exemption Division..</b>				<b>\$</b>	<b>10,635.60</b>
<b>Various Divisions</b>					
575 Clerks, Grade II, seasonal service, per day.....	4.50	4.50	4.50	}	\$ 320,000.00
25 Clerks, Grade II, as needed, per day .....	4.50	4.50	4.50		
50 Stenographers, Grade I, or Typist-Clerks, Grade II, as needed, per day.....	4.50	4.50	4.50		
30 Comptometer Operators, Grade I, as needed, per day.....	4.50	4.50	4.50		
25 Calculating Machine Operators, Grade I, as needed, per day.....	4.50	4.50	4.50		
16 Jr. Accountants, seasonal service .....	200	210	225		
64 Jr. Field Deputy Accountants, seasonal service.....	160	165	170		
25 Asst. Directors of Field Deputies, as needed.....	150	155	160		
475 Deputies, as needed.....	145	150	155		
<b>Total Various Divisions.....</b>				<b>\$</b>	<b>320,000.00</b>

**GENERAL GOVERNMENT**

**ASSESSOR—Continued**

Classification	EXPENDITURES				
	Actual Prior Year 1932-33	Actual Current Year To 3-1-1934	Estimated Current Year 1933-34	Requested Fiscal Year 1934-35	Allowed Fiscal Year 1934-35
<b>SALARIES AND WAGES—Continued</b>					
<b>Title of Position</b>					
20 Deputies to serve without compensation, provided one deputy may be a person holding a position as Deputy County Surveyor and another deputy may be a person holding a position in the Road Department.					
(a) Group D—\$130-135-140 as case may be.					
<b>TOTAL SALARIES AND WAGES</b> .....	<b>\$ 879,444.44</b>	<b>\$ 404,845.27</b>	<b>\$ 907,187.48</b>	<b>\$ 927,118.12</b>	<b>\$ 927,118.12</b>
<b>MAINTENANCE AND OPERATION</b>					
<b>Personal Services Other Than Employees</b>					
Janitor Service.....	\$	\$	\$	\$ 300.00	\$ 300.00
<b>Services Other Than Personal</b>					
Abstract of Deeds.....	750.00	437.50	750.00	750.00	750.00
Auto Mileage Allowance.....	20,887.32	8,018.84	20,000.00	25,000.00	25,000.00
Automobile Owners' List.....	3,317.15	1,122.13	4,125.00	4,000.00	4,000.00
Binding and Book Repairing.....	3,356.15	827.34	2,000.00	2,000.00	2,000.00
Boat Owners' List.....	75.00				
Cartage .....			20.00	15.00	15.00
Electricity .....				12.00	12.00
Express .....	100.79	21.55	200.00	200.00	200.00
Freight .....			500.00	15.00	15.00
Gas .....				25.00	25.00
Maps and Blue Prints.....		274.24	412.00	400.00	400.00
Meals and Lodging.....	181.25	70.46	296.00	400.00	400.00
Miscellaneous Services, N.O.C.....	666.07	200.48	348.00	50.00	50.00
Postage .....	27,420.96	9,447.99	27,759.00	38,505.00	38,505.00
Repairs and Maintenance, Tools, Devices and Equipment.....	1,006.99	470.10	1,369.00	1,500.00	1,500.00
Telegraph .....	10.34	8.91	10.00	20.00	20.00
Telephone .....	200.70	125.70	253.00	260.00	260.00
Transportation, Local.....	135.65	59.24	225.00	250.00	250.00
Water .....		7.70	8.00	13.00	13.00
<b>Supplies</b>					
Calendar, Directories and Period- icals .....	257.35	235.81	525.00	525.00	525.00
Drafting Supplies.....	8.69	17.08	18.00	15.00	15.00
Office Supplies, N.O.C.....	2,880.71	818.37	2,400.00	3,000.00	3,000.00
Photo Supplies.....	975.31	956.51	1,282.00	1,500.00	1,500.00
Record Books, Papers, Forms and Covers .....	15,132.11	5,662.84	20,281.00	24,000.00	24,000.00
Writing Supplies.....	1,643.27	538.19	1,430.00	2,000.00	2,000.00

**LOS ANGELES COUNTY BUDGET—1934-35**

**ASSESSOR—Continued**

Classification	EXPENDITURES				
	Actual Prior Year 1932-33	Actual Current Year To 3-1-1934	Estimated Current Year 1933-34	Requested Fiscal Year 1934-35	Allowed Fiscal Year 1934-35
<b>MAINTENANCE AND OPERATION—Continued</b>					
<b>Contributions, Awards and Fixed Obligations</b>					
Rent of Equipment.....	\$ 2,018.75	\$ 1,314.60	\$ 3,200.00	\$ 7,200.00	\$ 7,200.00
Rent of Mailing Machine.....	127.00		210.00	210.00	210.00
<b>TOTAL MAINTENANCE AND OPERATION .....</b>	<b>\$ 81,151.56</b>	<b>\$ 30,635.58</b>	<b>\$ 87,621.00</b>	<b>\$ 112,165.00</b>	<b>\$ 112,165.00</b>
<b>CAPITAL OUTLAY</b>					
<b>Equipment</b>					
Books .....	\$ 22.58	\$ 13.37	\$ 14.00	\$ 25.00	\$ 25.00
Furniture and Furnishings.....	1,596.56	815.33	1,300.00	1,300.00	1,300.00
Counters .....	\$ 20.00				
Chairs .....	180.00				
Desks .....	600.00				
Filing Cases.....	500.00				
Land Vehicles.....				20.00	20.00
Hand Truck.....	\$ 20.00				
Office Equipment Other Than Furniture .....	1,453.11	1,364.46	2,000.00	2,060.00	2,060.00
Comptometers .....	\$900.00				
Typewriters .....	860.00				
Adding Machines.....	300.00				
<b>TOTAL CAPITAL OUTLAY.....</b>	<b>\$ 3,072.25</b>	<b>\$ 2,193.16</b>	<b>\$ 3,314.00</b>	<b>\$ 3,405.00</b>	<b>\$ 3,405.00</b>
<b>TOTAL ASSESSOR.....</b>	<b>\$ 963,668.25</b>	<b>\$ 437,674.01</b>	<b>\$ 998,122.48</b>	<b>\$1,042,688.12</b>	<b>\$1,042,688.12</b>

GENERAL GOVERNMENT

**Tax Collector**  
**COLLECTING TAXES AND LICENSES**  
**APPROPRIATIONS \$454,603.88**

Classification	EXPENDITURES				
	Actual Prior Year 1932-33	Actual Current Year To 3-1-1934	Estimated Current Year 1933-34	Requested Fiscal Year 1934-35	Allowed Fiscal Year 1934-35
<b>SALARIES AND WAGES</b>					
<b>Title of Position</b>	<b>Rate of Pay</b>				
	<b>A</b>	<b>B</b>	<b>C</b>		
1 Tax Collector.....per annum	\$7,200	\$7,200	\$7,200	\$	5,824.80
1 Chief Deputy .....	300	325	350		3,607.80
1 Asst. Chief Deputy and Chief, Accounting Division.....	275	300	325		3,350.16
1 Chief, Tax Bill Division.....	275	300	325		3,350.16
1 Chief, Personal Property Tax Enforcement Division.....	250	250	250		2,727.00
1 Chief, Correspondence Division..	225	235	250		2,727.00
1 Chief, Land Registration and Tax Sale Division.....	225	235	250		2,454.36
1 Asst. Chief, Accounting Division	225	235	250		2,454.36
1 Chief, Index Division.....	200	210	225		2,454.36
1 Asst. Chief Clerk.....	200	210	225		2,454.36
2 Cashiers .....	180	190	200 (a)		4,526.88
14 Cashiers, as needed.....	180	190	200 (a)		11,000.00
8 Sr. Tax Distribution Clerks.....	215	215	215		18,762.24
6 Tax Distribution Clerks.....	180	190	200		11,198.88
1 Asst. Chief Clerk.....	180	190	200		2,181.60
1 Execution Clerk.....	165	170	175		1,799.88
1 License Clerk.....	165	170	175		1,908.96
1 Asst. Chief Correspondence Clerk .....	165	170	175		1,908.96
4 Asst. Map Clerks.....	165	170	175		7,635.84
1 Asst. to Chief Deputy.....	165	170	175		1,272.64
1 Adjustment Clerk.....	165	170	175		1,908.96
1 Stenographic Secretary, Gr. III	160	165	170		1,854.36
2 Asst. Tax Distribution Clerks.....	155	160	165		3,490.68
1 Stenographic Secretary, Gr. II....	150	155	160		1,745.28
1 Docket Clerk.....	145	150	155		1,581.72
17 Sr. Clerks .....	145	150	155		25,034.52
13 Checkers .....	145	150	155		21,762.12
1 Jr. Correspondence Clerk.....	140	145	150		1,527.12
15 Clerks, Grade III.....	130	135	140		22,197.84
2 Adding Machine Operator- Clerks, Grade II.....	130	135	140		3,054.24
8 Rem-Wahl Operator-Clerks, Grade II.....	130	135	140		11,889.84
2 Counter Clerks.....	130	135	140		2,836.08
1 Multigraph Operator .....	130	135	140		1,527.12
13 Clerks, Grade II.....	115	120	125		17,180.64
2 Rem-Wahl Operator-Clerks, Grade I.....	115	120	125		2,508.96
2 Typist-Clerks, Grade II.....	115	120	125		2,727.12
1 Dictating Machine Operator.....	115	120	125		1,254.48
1 Asst. Multigraph Operator.....	115	120	125		1,254.48
2 Clerks, Grade I.....	100	105	110		2,181.60
3 Messengers .....	75	80	85		2,454.48

**LOS ANGELES COUNTY BUDGET—1934-35**

**TAX COLLECTOR—Continued**

Classification	EXPENDITURES				
	Actual Prior Year 1932-33	Actual Current Year To 3-1-1934	Estimated Current Year 1933-34	Requested Fiscal Year 1934-35	Allowed Fiscal Year 1934-35
<b>SALARIES AND WAGES—Continued</b>					
<b>Title of Position</b>	<b>Rate of Pay</b>				
	<b>A</b>	<b>B</b>	<b>C</b>		
210 Clerks, Grade II, seasonal, per day .....	\$ 4.50	\$ 4.50	\$ 4.50	}	
35 Adding Machine Operator-Clks., Grade I, seasonal, per day.....	4.50	4.50	4.50		
20 Adding Machine Operators, Gr. I, seasonal, per day.....	4.50	4.50	4.50		
15 Comptometer Operator-Clerks, Grade I, seasonal, per day.....	4.50	4.50	4.50		
15 Comptometer Operators, Grade I, seasonal, per day.....	4.50	4.50	4.50		
65 Rem-Wahl Operator-Clerks, Gr. I, seasonal, per day.....	4.50	4.50	4.50		
40 Rem-Wahl Operators, Grade I, seasonal, per day.....	4.50	4.50	4.50		
2 Dictating Machine Operators, seasonal, per day.....	4.50	4.50	4.50		
2 Hollerith Operators, Grade I, seasonal, per day.....	4.50	4.50	4.50		
30 Moon-Hopkins Calculating Machine Operators, Grade I, seasonal, per day.....	4.50	4.50	4.50		
6 Asst. Multigraph Operators, seasonal, per day.....	4.50	4.50	4.50		
2 Stenographers, Grade I, seasonal, per day.....	4.50	4.50	4.50		
20 Typist-Clerks, Grade II, seasonal, per day.....	4.50	4.50	4.50		
70 Tax Distribution Clerks, seasonal, per day.....	4.50	4.50	4.50		
1 Asst. Chief Clerk, seasonal, per day .....	6.00	6.00	6.00		
10 Deputies Collector, seasonal, per day .....	4.50	4.50	4.50		
6 Process Servers, seasonal, per day .....	4.50	4.50	4.50		
(a) Group D—\$200-215-225, as case may be.					
<b>TOTAL SALARIES AND WAGES.....</b>	\$ 286,508.09	\$ 216,462.87	\$ 318,390.48	\$ 345,125.56	\$ 344,961.88

**GENERAL GOVERNMENT**

**TAX COLLECTOR—Continued**

Classification	EXPENDITURES				
	Actual Prior Year 1932-33	Actual Current Year To 3-1-1934	Estimated Current Year 1933-34	Requested Fiscal Year 1934-35	Allowed Fiscal Year 1934-35
<b>MAINTENANCE AND OPERATION</b>					
<b>Services Other Than Personal</b>					
Advertising and Publication of Notices .....	\$ 159.35	\$ 63,481.65	\$ 130,482.00	\$ 68,100.00	\$ 40,000.00
Auto Mileage Allowance.....	948.01	265.20	713.00	2,015.00	2,015.00
Binding and Book Repairing.....	376.64	387.44	1,645.00	2,075.00	2,075.00
Cartage .....	1.00				
Express .....	4.43				
Freight .....	12.81	9.92	25.00	20.00	20.00
Miscellaneous Services, N.O.C.....	1,072.15	56.00	56.00		
Postage .....	29,545.81	23,290.94	25,862.00	40,590.00	35,590.00
Printing and Other Reproductive Services .....	47.44	99.14	100.00		
Repairs and Maintenance, Tools, Devices and Equipment.....	2,168.59	2,016.56	3,286.00	4,649.00	3,649.00
Telegraph .....	6.32	.48	1.00	1.00	1.00
Transportation, Local.....	15.00	10.00	15.00	20.00	20.00
<b>Supplies</b>					
Office Supplies, N.O.C.....	1,983.42	456.82	1,315.00	1,952.00	1,952.00
Record Books, Papers, Forms and Covers .....	12,733.60	6,698.48	14,848.00	17,050.00	17,050.00
Writing Supplies.....	477.14	409.78	613.00	889.00	889.00
<b>Contributions, Awards and Fixed Obligations</b>					
Rent of Equipment.....	2,134.28	1,463.54	2,254.00	2,871.00	2,871.00
<b>TOTAL MAINTENANCE AND OPERATION .....</b>	<b>\$ 51,685.99</b>	<b>\$ 98,645.95</b>	<b>\$ 181,215.00</b>	<b>\$ 140,232.00</b>	<b>\$ 106,132.00</b>
<b>CAPITAL OUTLAY</b>					
<b>Equipment</b>					
Books .....	\$ 6.45	\$	\$	\$	\$
Furniture and Furnishings.....	531.80	111.66	1,970.00	130.00	130.00
Lamps .....	\$ 30.00				
Chairs .....	15.00				
Filing Cabinets .....	85.00				
Office Equipment Other Than Fur- niture .....	5,882.40	1,189.62	1,284.00	3,730.00	3,380.00
Typewriters .....	\$ 190.00				
Addresso Files and Equipment .....	100.00				
Copy Holders.....	150.00				
Adding Machine .....	2,345.00				
Numbering Machine.....	100.00				
Check Endorsers.....	450.00				
Burroughs Add. Mach., Wide Carriage.....	125.00				
18 Mignon Date Stamps..	270.00				
Non-Structural Enclosures and Containers .....	1,334.75		1,018.00		
<b>TOTAL CAPITAL OUTLAY .....</b>	<b>\$ 7,755.40</b>	<b>\$ 1,301.28</b>	<b>\$ 4,272.00</b>	<b>\$ 3,860.00</b>	<b>\$ 3,510.00</b>
<b>TOTAL TAX COLLECTOR .....</b>	<b>\$ 345,949.48</b>	<b>\$ 316,410.10</b>	<b>\$ 503,877.48</b>	<b>\$ 489,217.56</b>	<b>\$ 454,603.88</b>

## District Attorney

DETECTION OF CRIME AND PROSECUTION OF CRIMINALS  
 APPROPRIATIONS \$521,572.49

Classification	EXPENDITURES				
	Actual Prior Year 1932-33	Actual Current Year To 3-1-1934	Estimated Current Year 1933-34	Requested Fiscal Year 1934-35	Allowed Fiscal Year 1934-35
<b>SALARIES AND WAGES</b>					
<b>Title of Position</b>	<b>Rate of Pay</b>				
	<b>A</b>	<b>B</b>	<b>C</b>		
1 District Attorney.....per Annum	\$9,000	\$9,000	\$9,000	\$	9,000.00
1 Chief Deputy (Uncl.).....	625	625	625		6,067.56
1 Chief Trial Deputy (Uncl.) .....	625	625	625		6,067.56
3 Deputies .....	600	600	600		17,474.40
6 Deputies .....	500	500	500		30,924.00
10 Deputies .....	450	450	450		46,386.00
1 Deputy .....	425	425	425		4,380.96
4 Deputies .....	400	400	400		16,492.80
6 Deputies .....	375	375	375		23,193.36
5 Deputies .....	350	350	350		18,039.00
6 Deputies .....	325	325	325		20,100.96
9 Deputies .....	300	300	300		27,831.60
3 Deputies .....	275	275	275		8,999.28
4 Deputies .....	250	250	250		10,908.00
1 Chief Clerk.....	225	235	250		2,727.00
1 Asst. Chief Clerk.....	175	180	185		1,963.44
1 Assignment Clerk.....	175	185	200		2,181.60
1 Extradition and Finance Clerk..	230	235	240		2,617.92
1 Asst. Extradition and Finance Clerk .....	165	170	175		1,908.96
1 Counter Clerk .....	200	200	200		2,181.60
1 Exhibit Clerk.....	175	175	175		1,908.96
1 Chief Clerk, Juvenile Division....	165	170	175		1,908.96
1 Clerk, Juvenile Division .....	150	160	170		1,636.20
2 Sr. Clerks.....	145	150	155		3,272.52
1 Process Clerk.....	155	155	155		1,690.80
1 Clerk, Grade III .....	130	135	140		1,418.04
1 Typist Clerk, Grade III.....	130	135	140		1,418.04
1 Telephone Operator .....	115	120	125		1,363.56
1 Secretary to District Attorney (Uncl.) .....	200	200	200		2,181.60
1 Statement Reporter (Male), 24 hrs. duty .....	200	210	225		2,454.36
1 Stenographic Secretary, Grade IV (assigned to Grand Jury)....	175	180	185		2,018.04
1 Law Stenographer, Grade IV.....	150	160	170		1,854.36
1 Secretary, Long Beach Office.....	150	160	170		1,854.36
4 Law Stenographers, Grade III.....	150	155	160		6,708.48
7 Law Stenographers, Grade II....	140	145	150		10,744.44
9 Law Stenographers, Grade I.....	130	135	140		11,344.32
1 Chauffeur .....	150	150	150		1,636.20
1 Messenger .....	75	80	85		872.64

**GENERAL GOVERNMENT**

**DISTRICT ATTORNEY—Continued**

Classification	EXPENDITURES					
	Actual Prior Year 1932-33	Actual Current Year To 3-1-1934	Estimated Current Year 1933-34	Requested Fiscal Year 1934-35	Allowed Fiscal Year 1934-35	
<b>SALARIES AND WAGES—Continued</b>						
<b>Title of Position</b>			<b>Rate of Pay</b>			
<b>Bureau of Investigation</b>			<b>A</b>	<b>B</b>	<b>C</b>	
1 Chief of Bureau (Uncl.) .....		\$ 400	\$ 450	\$ 500	\$	4,638.60
1 Detective (Uncl.) .....		350	350	350		3,607.80
2 Detectives (Uncl.) .....		325	325	325		6,700.32
3 Detectives (Uncl.) .....		300	300	300		9,277.20
3 Detectives (Uncl.) .....		250	250	250		8,181.00
2 Detectives (Uncl.) .....		200	200	200		4,363.20
7 Detectives (Uncl.), per day .....		10.00	10.00	10.00		20,420.40
3 Detectives (Uncl.), per day .....		9.00	9.00	9.00		7,657.42
14 Detectives (Uncl.), per day .....		8.00	8.00	8.00		31,764.10
13 Detectives (Uncl.), per day .....		7.00	7.00	7.00		25,808.33
2 Undercover Operatives (Uncl.), per day .....		7.00	7.00	7.00		3,970.51
8 Detectives (Uncl.), per day .....		6.00	6.00	6.00		13,613.18
2 Detectives (Uncl.), per day .....		5.00	5.00	5.00		2,836.08
2 Office Investigators (Uncl.), per day .....		4.50	4.50	4.50		2,552.47
<b>TOTAL SALARIES AND WAGES....</b>	<b>\$ 450,195.18</b>	<b>\$ 300,799.41</b>	<b>\$ 459,621.83</b>	<b>\$ 461,722.49</b>	<b>\$</b>	<b>461,122.49</b>
<b>MAINTENANCE AND OPERATION</b>						
<b>Personal Services Other Than Employees</b>						
Expert Services.....	\$ 6,886.25	\$ 4,056.40	\$ 7,000.00	\$ 7,000.00	\$	7,000.00
Investigations .....	19,896.31	14,023.79	20,000.00	20,000.00		17,500.00
<b>Services Other Than Personal</b>						
Auto Mileage Allowance.....	14,133.27	8,521.80	14,000.00	14,000.00		14,000.00
Auto Service .....	3,710.14	2,482.91	4,000.00	3,800.00		3,800.00
Binding and Book Repairing.....			50.00	50.00		50.00
Meals and Lodging.....	1,956.20	791.98	2,000.00	2,000.00		2,000.00
Certified Copy Fees .....			300.00	300.00		300.00
Miscellaneous Services, N.O.C. ....	887.20	312.43	1,000.00	1,000.00		1,000.00
Photographic and Blueprinting Service .....	826.30	351.61	600.00	600.00		600.00
Postage .....	1,003.66	744.00	1,000.00	1,000.00		1,000.00
Printing and Binding.....		52.26	75.00	75.00		75.00
Printing and Other Reproductive Services .....	92.14		50.00	50.00		50.00
Repairs and Maintenance, Tools, Devices and Equipment.....	105.80	176.80	250.00	250.00		250.00
Reporting and Transcribing.....	1,642.30	885.82	1,850.00	1,500.00		1,500.00
Telegraph .....	1,186.53	770.08	1,200.00	1,200.00		1,200.00
Telephone .....	282.47	118.50	300.00	300.00		300.00
Transportation, Local .....	2,911.51	636.94	2,000.00	2,000.00		2,000.00
<b>Supplies</b>						
Ammunition and Explosives.....		78.83	200.00	200.00		200.00
Office Supplies, N.O.C.....	919.39	980.52	1,500.00	1,500.00		1,500.00
Record Books, Papers, Forms and Covers .....	2,577.02	1,572.59	2,500.00	2,500.00		2,500.00

**LOS ANGELES COUNTY BUDGET—1934-35**

**DISTRICT ATTORNEY—Continued**

Classification	EXPENDITURES				
	Actual Prior Year 1932-33	Actual Current Year To 3-1-1934	Estimated Current Year 1933-34	Requested Fiscal Year 1934-35	Allowed Fiscal Year 1934-35
<b>MAINTENANCE AND OPERATION—Continued</b>					
<b>Supplies—Continued</b>					
Writing Supplies .....	\$ 365.83	\$ 229.33	\$ 325.00	\$ 325.00	\$ 325.00
<b>Contributions, Awards and Fixed Obligations</b>					
Rent of Offices.....	10.00				
Storage .....	30.25	68.05	100.00	100.00	100.00
<b>TOTAL MAINTENANCE AND OPERATION .....</b>	<b>\$ 59,422.57</b>	<b>\$ 36,854.64</b>	<b>\$ 60,300.00</b>	<b>\$ 59,750.00</b>	<b>\$ 57,250.00</b>
<b>CAPITAL OUTLAY</b>					
<b>Equipment</b>					
Books .....	\$ 1,821.32	\$ 483.13	\$ 2,000.00	\$ 2,000.00	\$ 2,000.00
Furniture and Furnishings.....	2,313.32	514.09	1,500.00	1,700.00	700.00
Book Cases, Lockers, etc. ....	\$ 200.00				
Desks .....	500.00				
Chairs .....	500.00				
Filing Cabinets .....	500.00				
	\$1,700.00				
Motor Vehicles .....	2,152.91				
Office Equipment Other Than Furniture .....	544.81	171.72	500.00	700.00	500.00
Typewriters .....	\$ 500.00				
Kardex .....	200.00				
	\$ 700.00				
Equipment for Attack and Defense .....		306.00	400.00		
<b>TOTAL CAPITAL OUTLAY .....</b>	<b>\$ 6,832.36</b>	<b>\$ 1,474.94</b>	<b>\$ 4,400.00</b>	<b>\$ 4,400.00</b>	<b>\$ 3,200.00</b>
<b>TOTAL DISTRICT ATTORNEY .....</b>	<b>\$ 516,450.11</b>	<b>\$ 339,128.99</b>	<b>\$ 524,321.83</b>	<b>\$ 525,872.49</b>	<b>\$ 521,572.49</b>

**GENERAL GOVERNMENT**

**County Counsel**

**LEGAL SERVICE TO COUNTY DEPARTMENTS**

**APPROPRIATIONS \$124,277.56**

Classification	EXPENDITURES					
	Actual Prior Year 1932-33	Actual Current Year To 3-1-1934	Estimated Current Year 1933-34	Requested Fiscal Year 1934-35	Allowed Fiscal Year 1934-35	
<b>SALARIES AND WAGES</b>						
<b>Title of Position</b>			<b>Rate of Pay</b>			
			<b>A</b>	<b>B</b>	<b>C</b>	
1 County Counsel.....per annum			\$9,000	\$9,000	\$9,000	\$ 9,000.00
1 Asst. County Counsel.....			625	625	625	6,067.56
1 Chief Deputy.....			625	625	625	6,067.56
1 Flood Control Counsel.....			625	625	625	6,067.56
1 Deputy .....			500	500	500	5,154.00
6 Deputies .....			450	450	450	27,831.60
2 Deputies .....			350	375	400	7,473.36
3 Deputies .....			300	325	350	9,792.60
1 Investigator .....			200	210	225	2,454.36
1 Secretary .....			180	190	200	2,181.60
1 Bond Clerk.....			170	185	200	2,181.60
5 Law Stenographers, Grade III....			150	155	160	8,726.40
4 Law Stenographers, Grade II.....			140	145	150	6,544.80
4 Stenographers, Grade II.....			130	135	140	5,999.52
1 Docket Clerk .....			140	150	160	1,745.28
1 Law Clerk, 6 hours per day.....			80	80	80	872.64
<b>Counsel for Public Administrator</b>						
1 Deputy .....			450	450	450	4,638.60
1 Law Stenographer, Grade I.....			130	135	140	1,418.04
1 Stenographer, Grade I.....			115	120	125	1,254.48
<b>TOTAL SALARIES AND WAGES.....</b>	<b>\$ 106,743.55</b>	<b>\$ 72,482.52</b>	<b>\$ 109,706.64</b>	<b>\$ 115,471.56</b>	<b>\$ 115,471.56</b>	

**MAINTENANCE AND OPERATION**

**Personal Services Other Than Employees**

Expert Services.....\$	90.00	\$ 140.50	\$ 175.00	\$ 175.00	\$ 175.00
Jury Expense.....	79.00		100.00	100.00	100.00
Witness Expense.....	67.95	45.95	150.00	150.00	150.00

**Services Other Than Personal**

Advertising and Publication of					
Notices .....	4.13	25.00	25.00	25.00	25.00
Auto Mileage Allowance.....	2,229.28	913.88	1,750.00	1,800.00	1,800.00
Auto Service.....	181.35	59.90	200.00	200.00	200.00
Binding and Book Repairing.....	32.42	7.71	50.00	50.00	50.00
Meals and Lodging.....	78.95	37.50	125.00	150.00	150.00
Miscellaneous Services, N.O.C.....	223.72	75.33	85.00	15.00	15.00
Photo and Blue Printing Service....	47.47	79.25	175.00	175.00	175.00
Postage .....	237.64	118.92	250.00	250.00	250.00
Printing and Other Reproductive					
Services .....	703.44	490.81	800.00	1,000.00	1,000.00
Public Office and Court Service.....		63.25	175.00	175.00	175.00
Repairs and Maintenance, Tools,					
Devices and Equipment.....	164.49	77.56	225.00	225.00	225.00

**LOS ANGELES COUNTY BUDGET—1934-35**

**COUNTY COUNSEL—Continued**

Classification	EXPENDITURES				
	Actual Prior Year 1932-33	Actual Current Year To 3-1-1934	Estimated Current Year 1933-34	Requested Fiscal Year 1934-35	Allowed Fiscal Year 1934-35
<b>MAINTENANCE AND OPERATION—Continued</b>					
<b>Services Other Than Personal—Continued</b>					
Reporting and Transcribing.....	\$ 567.83	\$ 160.77	\$ 600.00	\$ 900.00	\$ 900.00
Telegraph .....	70.47	77.45	110.00	110.00	110.00
Transportation, Local.....	391.45	258.90	400.00	400.00	400.00
<b>Supplies</b>					
Newspapers, Periodicals and Di- rectories .....	244.33	292.94	325.00	325.00	325.00
Office Supplies, N.O.C.....	224.97	71.47	125.00	125.00	125.00
Record Books, Papers, Forms and Covers .....	1,167.68	434.03	800.00	900.00	900.00
Writing Supplies.....	221.64	114.64	250.00	250.00	250.00
<b>Contributions, Awards and Fixed Obligations</b>					
Rent of Equipment.....	5.00				
<b>TOTAL MAINTENANCE AND OPERATION .....</b>	<b>\$ 7,033.21</b>	<b>\$ 3,545.76</b>	<b>\$ 6,895.00</b>	<b>\$ 7,500.00</b>	<b>\$ 7,500.00</b>
<b>CAPITAL OUTLAY</b>					
<b>Equipment</b>					
Books .....	\$ 666.69	\$ 287.72	\$ 700.00	\$ 700.00	\$ 700.00
Furniture and Furnishings.....		31.98	125.00	260.00	260.00
Filing Cabinet.....	\$125.00				
Book Cases.....	50.00				
Typewriter Desk.....	85.00				
Office Equipment Other Than Fur- niture .....		170.10	175.00	346.00	346.00
Typewriters .....	\$346.00				
<b>TOTAL CAPITAL OUTLAY.....</b>	<b>\$ 666.69</b>	<b>\$ 489.80</b>	<b>\$ 1,000.00</b>	<b>\$ 1,306.00</b>	<b>\$ 1,306.00</b>
<b>TOTAL COUNTY COUNSEL.....</b>	<b>\$ 114,443.45</b>	<b>\$ 76,518.08</b>	<b>\$ 117,601.64</b>	<b>\$ 124,277.56</b>	<b>\$ 124,277.56</b>

**GENERAL GOVERNMENT**

**Public Defender**

**LEGAL SERVICE TO THE PUBLIC**

**APPROPRIATIONS \$56,050.64**

Classification	EXPENDITURES									
	Actual Prior Year 1932-33	Actual Current Year To 3-1-1934	Estimated Current Year 1933-34	Requested Fiscal Year 1934-35	Allowed Fiscal Year 1934-35					
<b>SALARIES AND WAGES</b>										
			Rate of Pay							
<b>Title of Position</b>			<b>A</b>	<b>B</b>	<b>C</b>					
1 Public Defender.....per annum		\$7,200	\$7,200	\$7,200	\$	5,824.80				
1 Chief Deputy .....		450	475	500		5,154.00				
1 Deputy .....		375	400	425		4,380.96				
2 Deputies .....		350	375	400		8,246.40				
2 Deputies .....		325	350	375		7,215.60				
2 Deputies .....		275	300	325		6,700.32				
4 Deputies .....		250	275	300		11,726.28				
1 Deputy .....		225	250	275						
1 Stenographic Secretary, Gr. IV..		175	180	185		2,018.04				
1 Law Stenographer, Grade II.....		140	145	150		1,636.20				
1 Stenographer, Grade II.....		130	135	140		1,418.04				
1 Stenographer, Grade I, as needed .....		115	120	125		500.00				
<b>TOTAL SALARIES AND WAGES.....</b>	<b>\$</b>	<b>54,614.82</b>	<b>\$</b>	<b>36,001.71</b>	<b>\$</b>	<b>54,820.64</b>	<b>\$</b>	<b>54,820.64</b>	<b>\$</b>	<b>54,820.64</b>
<b>MAINTENANCE AND OPERATION</b>										
<b>Personal Services Other Than Employees</b>										
Technical Testimony, Etc.....\$	50.00	\$	25.00	\$	125.00	\$	125.00	\$	125.00	
<b>Services Other Than Personal</b>										
Auto Service.....					15.00	15.00				
Auto Mileage Allowance.....	7.88	6.36	20.00	20.00	20.00	20.00				
Food and Lodging.....	.95				10.00	10.00				
Miscellaneous Services, N.O.C.....	47.34	16.14	25.00	25.00	25.00	25.00				
Postage .....	255.57	70.00	170.00	200.00	200.00	200.00				
Repairs and Maintenance, Tools, Devices and Equipment.....	.50	2.68	10.00	10.00	10.00	10.00				
Reporting and Transcribing.....	10.00	11.40	25.00	25.00	25.00	25.00				
Telegraph .....	35.22	7.07	20.00	35.00	35.00	35.00				
Telephone .....				5.00	5.00	5.00				
Transportation, Local.....	42.77	26.00	50.00	50.00	50.00	50.00				
<b>Supplies</b>										
Office Supplies, N.O.C.....	71.30	103.93	125.00	125.00	125.00	125.00				
Record Books, Papers, Forms and Covers .....	308.12	198.16	265.00	350.00	350.00	350.00				
Writing Supplies.....	39.36	15.08	20.00	20.00	20.00	20.00				
<b>TOTAL MAINTENANCE AND OPERATION .....</b>	<b>\$</b>	<b>869.01</b>	<b>\$</b>	<b>481.82</b>	<b>\$</b>	<b>855.00</b>	<b>\$</b>	<b>1,015.00</b>	<b>\$</b>	<b>1,015.00</b>

**LOS ANGELES COUNTY BUDGET—1934-35**

**PUBLIC DEFENDER—Continued**

Classification	EXPENDITURES				
	Actual Prior Year 1932-33	Actual Current Year To 3-1-1934	Estimated Current Year 1933-34	Requested Fiscal Year 1934-35	Allowed Fiscal Year 1934-35
<b>CAPITAL OUTLAY</b>					
<b>Equipment</b>					
Books .....	\$ 110.36	\$ 14.54	\$ 140.00	\$ 140.00	\$ 140.00
Office Equipment Other Than Fur- niture .....	58.17		75.00	75.00	75.00
Filing Cases.....	\$55.00				
Office Equipment, N.O.C.....	20.00				
<b>TOTAL CAPITAL OUTLAY.....</b>	<b>\$ 168.53</b>	<b>\$ 14.54</b>	<b>\$ 215.00</b>	<b>\$ 215.00</b>	<b>\$ 215.00</b>
<b>TOTAL PUBLIC DEFENDER.....</b>	<b>\$ 55,652.36</b>	<b>\$ 36,498.07</b>	<b>\$ 55,890.64</b>	<b>\$ 56,050.64</b>	<b>\$ 56,050.64</b>

**GENERAL GOVERNMENT**

**Civil Service Commission**

**EXAMINATION AND CERTIFICATION OF CANDIDATES FOR COUNTY APPOINTMENTS**

APPROPRIATIONS \$63,222.68

Classification	EXPENDITURES				
	Actual Prior Year 1932-33	Actual* Current Year To 3-1-1934	Estimated Current Year 1933-34	Requested Fiscal Year 1934-35	Allowed Fiscal Year 1934-35
<b>SALARIES AND WAGES</b>					
<b>Title of Position</b>	<b>Rate of Pay</b>				
	<b>A</b>	<b>B</b>	<b>C</b>		
3 Commissioners, per meeting.....	\$ 10	\$ 10	\$ 10	\$	1,800.00
1 Chief Clerk.....	200	225	250		2,727.00
1 Stenographer, Grade II.....	130	135	140		1,418.04
1 Secretary and Chief Examiner, per annum.....	6,000	6,000	6,000		5,154.00
1 Examiner.....	275	300	325		3,350.16
4 Examiners.....	275	275	275		11,999.04
1 Roster Clerk.....	175	180	185		2,018.04
1 Examiner.....	175	175	175		1,908.96
1 Certification Clerk.....	165	170	175		1,908.96
1 Stenographic Secretary, Grade III.....	150	160	170		1,854.36
1 Counter Clerk.....	150	155	160		1,636.20
4 Sr. Clerks.....	145	150	155		6,763.20
5 Clerks, Grade III.....	130	135	140		7,308.36
3 Typist-Clerks, Grade II.....	115	120	125		3,981.60
1 Stenographer, Grade I.....	115	120	125		1,308.96
1 Clerk, Grade I.....	100	105	110		1,090.80
1 Student Investigator.....	50	50	50		600.00
10 Special Examiners, as needed, per day.....	10.00	10.00	10.00	}	2,000.00
25 Monitors, Stenographers, Grade I, Clerks, Grade II, or Typist- Clerks, Grade II, as needed, per day.....	4.50	4.50	4.50		
<b>TOTAL SALARIES AND WAGES...\$</b>	<b>85,740.76</b>	<b>\$ 36,495.00</b>	<b>\$ 57,752.87</b>	<b>\$ 59,577.68</b>	<b>\$ 58,827.68</b>

**MAINTENANCE AND OPERATION**

**Services Other Than Personal**

Auto Hire.....\$	53.60	\$ 35.30	\$ 75.00	\$ 75.00	\$ 75.00
Auto Mileage Allowance.....		27.12	75.00	75.00	75.00
Express.....			10.00	10.00	10.00
Finger Printing.....		30.00	100.00	100.00	100.00
Food and Lodging.....			50.00	50.00	50.00
Miscellaneous Services, N.O.C.....	112.32	263.01	500.00	500.00	500.00
Postage.....	896.31	101.08	1,000.00	1,000.00	1,000.00
Publication of Pamphlets and Books.....	449.99	170.37	200.00	200.00	200.00
Repairs and Maintenance—Tools, Devices and Equipment.....	152.28	149.53	200.00	200.00	200.00
Telegraph.....	2.70	1.54	10.00	10.00	10.00
Telephone.....			5.00	5.00	5.00
Transportation, Local.....	911.58		25.00	25.00	25.00

**LOS ANGELES COUNTY BUDGET—1934-35**

**CIVIL SERVICE COMMISSION—Continued**

Classification	EXPENDITURES				
	Actual Prior Year 1932-33	Actual Current Year To 3-1-1934	Estimated Current Year 1933-34	Requested Fiscal Year 1934-35	Allowed Fiscal Year 1934-35
<b>MAINTENANCE AND OPERATION—Continued</b>					
<b>Supplies</b>					
Newspapers and Periodicals.....\$	76.47	\$ 41.87	\$ 50.00	\$ 50.00	\$ 50.00
Office Supplies, N.O.C.....	914.04	107.94	250.00	250.00	250.00
Record Books, Papers, Forms and Covers .....	1,350.97	323.46	1,500.00	1,500.00	1,500.00
Writing Supplies .....	193.84	82.90	100.00	100.00	100.00
<b>TOTAL MAINTENANCE AND OPERATION .....</b>	<b>\$ 5,114.10</b>	<b>\$ 1,334.12</b>	<b>\$ 4,150.00</b>	<b>\$ 4,150.00</b>	<b>\$ 4,150.00</b>
<b>CAPITAL OUTLAY</b>					
<b>Equipment</b>					
Books .....	50.00	\$	\$ 50.00	\$ 50.00	\$ 50.00
Furniture and Furnishings.....	160.61	113.57	114.00	750.00	
Kardex Files .....	\$750.00				
Measuring and Observing Equip- ment .....				113.00	113.00
Electric Time Stamp.....	\$113.00				
Office Equipment Other Than Furniture .....	93.15		100.00	82.00	82.00
Typewriter .....	\$ 82.00				
<b>TOTAL CAPITAL OUTLAY.....</b>	<b>\$ 303.76</b>	<b>\$ 113.57</b>	<b>\$ 264.00</b>	<b>\$ 995.00</b>	<b>\$ 245.00</b>
<b>TOTAL CIVIL SERVICE COMMISSION .....</b>	<b>\$ 91,158.62</b>	<b>\$ 37,942.69</b>	<b>\$ 62,166.87</b>	<b>\$ 64,722.68</b>	<b>\$ 63,222.68</b>

**GENERAL GOVERNMENT**

**Bureau of Efficiency**

**RECOMMENDING MEASURES FOR ECONOMY AND EFFICIENCY IN GOVERNMENT**

**APPROPRIATIONS \$43,894.80**

Classification	EXPENDITURES				
	Actual Prior Year 1932-33	Actual Current Year To 3-1-1934	Estimated Current Year 1933-34	Requested Fiscal Year 1934-35	Allowed Fiscal Year 1934-35
<b>SALARIES AND WAGES</b>					
<b>Title of Position</b>		<b>Rate of Pay</b>			
		<b>A</b>	<b>B</b>	<b>C</b>	
1 Secretary and Staff Director.....		\$ 350	\$ 375	\$ 400	\$ 4,123.20
1 Sr. Efficiency Investigator.....		350	375	400	4,123.20
5 Efficiency Investigators.....		225	250	275	13,908.00
1 Efficiency Investigator.....		275	275	275	2,999.76
1 Real Estate Investigator.....		200	200	200	2,181.60
4 Student Investigators.....		50	50	50	2,400.00
1 Cartographer .....		175	180	185	1,908.96
1 Stenographer, Grade II.....		130	135	140	1,527.12
2 Stenographers, Grade I.....		115	120	125	2,508.96
1 Asst. Cartographer, as needed, per day .....		5.00	5.00	5.00	1,000.00
2 Special Investigators, as need- ed, per day.....		10.00	10.00	10.00	
3 Special Investigators, as need- ed, per day.....		5.00	5.00	5.00	
5 Clerks, Grade II, or Typist- Clerks, Grade II, or Stenog- raphers, Grade I, as needed, per day .....		4.50	4.50	4.50	
<b>Section of Governmental Simplification</b>					
1 Sr. Efficiency Investigator .....		350	375	400	3,607.80
1 Stenographic Secretary, Gr. III		150	160	170	1,636.20
<b>TOTAL SALARIES AND WAGES</b> .....	\$	\$ 23,407.50	\$ 37,261.91	\$ 41,924.80	\$ 41,924.80
<b>MAINTENANCE AND OPERATION</b>					
<b>Services Other Than Personal</b>					
Miscellaneous N.O.C.....	\$	27.00	\$ 48.00	\$ 100.00	\$ 100.00
Postage .....		56.56	225.00	225.00	225.00
Publication of Pamphlets & Books		15.32	50.00	175.00	175.00
Repairs and Maintenance, Tools, Devices and Equipment.....		52.59	245.00	75.00	75.00
Telegraph .....			5.00	5.00	5.00
Maps and Blueprints.....		60.86	250.00	100.00	100.00
Transportation, N.O.C.....			10.00	10.00	10.00
Auto Mileage Allowance.....		9.40	150.00	250.00	250.00
<b>Supplies</b>					
Newspapers and Periodicals.....		28.23	31.00	30.00	30.00
Office Supplies, N.O.C.....		163.36	600.00	250.00	250.00
Record Books, Papers, Forms and Covers .....		189.42	450.00	250.00	250.00
Writing Supplies.....		64.86	190.00	50.00	50.00
<b>TOTAL MAINTENANCE AND OPERATION</b> .....	\$	\$ 667.60	\$ 2,254.00	\$ 1,520.00	\$ 1,520.00

**LOS ANGELES COUNTY BUDGET—1934-35**

**BUREAU OF EFFICIENCY—Continued**

Classification	EXPENDITURES				
	Actual Prior Year 1932-33	Actual Current Year To 3-1-1934	Estimated Current Year 1933-34	Requested Fiscal Year 1934-35	Allowed Fiscal Year 1934-35
<b>CAPITAL OUTLAY</b>					
<b>Equipment</b>					
Books .....	\$	\$	\$	\$ 10.00	\$ 10.00
Furniture and Furnishings.....		22.14	50.00	40.00	40.00
Filing Cases .....	\$ 40.00				
Office Equipment Other Than Furniture .....			100.00	380.00	380.00
Ediphone Transcriber.....	\$190.00				
Ediphone Transcriber.....	190.00				
Heat, Cold & Mechanical Power Transmitting Equipment.....				20.00	20.00
Window Ventilators .....	\$ 20.00				
<b>TOTAL CAPITAL OUTLAY .....</b>	<b>\$</b>	<b>\$ 22.14</b>	<b>\$ 150.00</b>	<b>\$ 450.00</b>	<b>\$ 450.00</b>
<b>TOTAL BUREAU OF EFFICIENCY \$</b>	<b>\$</b>	<b>\$ 24,097.24</b>	<b>\$ 39,665.91</b>	<b>\$ 43,894.80</b>	<b>\$ 43,894.80</b>

GENERAL GOVERNMENT

**Surveyor**  
**GENERAL OFFICE AND FIELD ENGINEERING**  
**APPROPRIATIONS \$624,910.12**

Classification	EXPENDITURES				
	Actual Prior Year 1932-33	Actual Current Year To 3-1-1934	Estimated Current Year 1933-34	Requested Fiscal Year 1934-35	Allowed Fiscal Year 1934-35
<b>SALARIES AND WAGES</b>					
<b>Title of Position</b>	<b>Rate of Pay</b>				
	<b>A</b>	<b>B</b>	<b>C</b>		
1 County Surveyor.....per annum	\$7,200	\$7,200	\$7,200	\$	5,824.80
1 Chief Deputy.....	450	475	500		5,154.00
1 Chief Clerk .....	200	210	225		2,454.36
1 Stenographic Secretary, Gr. IV..	175	180	185		2,018.04
1 Stenographic Secretary, Gr. II..	150	155	160		1,745.28
3 Stenographers, Grade II.....	130	135	140		3,054.24
2 Stenographers, Grade I.....	115	120	125		2,618.04
1 Payroll Clerk.....	145	150	155		1,690.80
4 Clerks, Grade III.....	130	135	140		5,945.04
1 Clerk, Grade II.....	115	120	125 (a)		1,690.80
3 Typist-Clerks, Grade III.....	130	135	140		4,472.40
4 Typist-Clerks, Grade II.....	115	120	125		4,090.68
2 Moon-Hopkins Calculating Ma- chine Operators, Grade II.....	130	135	140		3,054.24
1 Jr. Accountant.....	200	210	225		2,454.36
4 Jr. Bookkeepers.....	130	135	140 (a)		6,217.56
1 Office Engineer.....	375	400	425		4,380.96
1 Sanitation Engineer.....	375	400	425		4,380.96
1 Construction Engineer.....	375	400	425		4,380.96
1 Locating Engineer.....	375	400	425		4,380.96
2 Civil Engineers, Grade VI.....	330	340	350		3,607.80
3 Civil Engineers, Grade V.....	300	310	325		10,050.48
9 Civil Engineers, Grade IV.....	260	280	300		15,255.84
15 Civil Engineers, Grade III.....	225	235	250		34,851.24
2 Civil Engineers, Grade III— Valuation Engineers .....	225	235	250		2,727.00
1 Topographic Engineer.....	275	300	325		3,350.16
20 Civil Engineers, Grade II.....	200	210	220		43,195.68
2 Civil Engineers, Grade II—Val- uation Engineers .....	200	210	220		2,181.60
42 Sr. C. E. Draftsmen.....	200	210	220		98,172.00
3 Civil Engineers, Grade I—Val- uation Engineers .....	175	180	190		6,108.48
54 Jr. C. E. Draftsmen.....	175	180	190		86,936.76
12 Jr. C. E. Draftsmen — Delinea- tors .....	175	180	190		22,688.64
14 Instrumentmen .....	175	180	190		26,942.76
38 Rodmen or Chainmen.....	130	135	140 (b)		43,687.32
3 Cooks .....FM	100	100	100		2,181.60
1 Camp Flunky.....FM	75	75	75		
1 Right-of-Way Man .....	200	210	220		
12 Sewer Construction Superin- tendents .....	250	250	250		21,816.00
1 Blue Print Plant Foreman.....	225	235	250		2,454.36
1 Asst. Blue Print Plant Foreman	175	180	190		1,908.96
1 Rectigraph Operator.....	175	175	175		1,908.96
1 Rectigraph Operator, as needed	175	175	175		

**LOS ANGELES COUNTY BUDGET—1934-35**

**SURVEYOR—Continued**

Classification	EXPENDITURES				
	Actual Prior Year 1932-33	Actual Current Year To 3-1-1934	Estimated Current Year 1933-34	Requested Fiscal Year 1934-35	Allowed Fiscal Year 1934-35
<b>SALARIES AND WAGES—Continued</b>					
<b>Title of Position</b>			<b>Rate of Pay</b>		
			<b>A</b>	<b>B</b>	<b>C</b>
16 Inspectors, per day.....		\$	7.00	\$	7.00 (c)
7 Skilled Laborers, as needed, per day .....			6.00	6.00	6.00
2 Skilled Laborers, as needed, per day .....			5.50	5.50	5.50
53 Skilled Laborers, as needed, per day .....			5.00	5.00	5.00
15 Laborers, as needed, per day.....			4.50	4.50	4.50
30 Laborers, as needed, per day.....			4.00	4.00	4.00
1 Laborer, as needed, per day.....			3.50	3.50	3.50
6 Deputies, without compensation, to be appointed from the personnel of the Road Department.					
<b>Temporary Positions Under Co-operative Agreement With U. S. Geological Survey</b>					
7 Field Assistants.....		135	135	135	} 7,400.00
14 Field Assistants.....		125	125	125	
7 Field Assistants.....		110	110	110	
14 Field Assistants.....		105	105	105	
5 Cooks .....		135	135	135	
5 Teamsters .....		110	110	110	
5 Packers .....		110	110	110	
(a) Group D—\$145-150-155, as case may be.					
(b) Group D—\$140-145-155, as case may be.					
(c) Group D—\$8.00-8.00-8.00, as case may be.					
<b>TOTAL SALARIES AND WAGES</b> .....	\$ 522,992.11	\$ 375,171.31	\$ 564,008.71	\$ 564,011.12	\$ 564,011.12

**MAINTENANCE AND OPERATION**

**Services Other Than Personal**

Auto Service .....	\$ 19,380.94	\$ 10,481.61	\$ 20,757.00	\$ 21,000.00	\$ 16,000.00
Auto Mileage Allowance.....	1,074.88	605.40	1,131.00	1,000.00	1,000.00
Binding and Book Repairing.....	67.23	35.53	54.00	100.00	100.00
Electricity .....	11.00	133.09	963.00	1,000.00	1,000.00
Express .....				10.00	10.00
Food and Lodging.....	2,964.63	3,411.55	5,576.00	5,700.00	5,700.00
Gas .....				10.00	10.00
Minor Installations and Changes....	91.10	5.77	89.00	100.00	100.00
Miscellaneous Services, N.O.C.....	42.73			100.00	100.00
Photographic and Blueprinting Services .....	9.67			50.00	50.00
Postage .....	166.36	61.99	153.00	200.00	200.00
Repairs and Maintenance, Tools, Devices and Equipment.....	1,640.54	993.39	1,572.00	1,600.00	1,600.00
Telegraph .....	2.97	12.15	18.00	20.00	20.00
Telephone .....		364.41	1,484.00	1,600.00	1,600.00
Testing and Analyzing.....				100.00	100.00
Transportation, Local .....	41.58	104.71	157.00	200.00	200.00
Water .....	19.56	10.50	31.00	50.00	50.00

**GENERAL GOVERNMENT**

**SURVEYOR—Continued**

Classification	EXPENDITURES				
	Actual Prior Year 1932-33	Actual Current Year To 3-1-1934	Estimated Current Year 1933-34	Requested Fiscal Year 1934-35	Allowed Fiscal Year 1934-35
<b>MAINTENANCE AND OPERATION—Continued</b>					
<b>Supplies</b>					
Camp Supplies .....	\$ 1,413.93	\$ 847.20	\$ 1,403.00	\$ 1,500.00	\$ 1,500.00
Drafting Supplies .....	2,049.05	1,008.49	1,785.00	2,000.00	2,000.00
Engineering Supplies .....	2,416.61	2,319.31	3,867.00	4,000.00	4,000.00
Maps, Blue Prints .....	628.53	15.63	16.00	200.00	200.00
Miscellaneous Supplies, N.O.C.....	181.21	52.62	79.00	150.00	150.00
Office Supplies, N.O.C.....	205.61	196.54	316.00	400.00	400.00
Photo and Blue Printing Supplies	7,976.70	4,851.76	7,899.00	8,500.00	8,500.00
Record Books, Papers, Forms and Covers .....	883.72	587.00	1,139.00	2,200.00	2,200.00
Topographical Maps, Government Agreement .....	13,251.16	5,539.99	12,600.00	12,600.00	12,600.00
Writing Supplies .....	91.71	54.97	102.00	100.00	100.00
<b>Contributions, Awards and Fixed Obligations</b>					
Rent of Equipment.....				50.00	50.00
Rent of Land.....	120.00	30.00	30.00	50.00	50.00
<b>TOTAL MAINTENANCE AND OPERATION .....</b>	<b>\$ 54,731.42</b>	<b>\$ 31,723.61</b>	<b>\$ 61,221.00</b>	<b>\$ 64,590.00</b>	<b>\$ 59,590.00</b>
Less Interdepartmental Service Charges .....	10,000.00	2,000.00	11,000.00	9,000.00	9,000.00
<b>TOTAL MAINTENANCE AND OPERATION (NET) .....</b>	<b>\$ 44,731.42</b>	<b>\$ 29,723.61</b>	<b>\$ 50,221.00</b>	<b>\$ 55,590.00</b>	<b>\$ 50,590.00</b>
<b>CAPITAL OUTLAY</b>					
<b>Equipment</b>					
Books .....	\$ 6.45	\$ 80.56	\$ 99.00	\$ 100.00	\$ 100.00
Food Preparing and Serving Equipment .....				60.00	60.00
Kitchen Range, Survey Camp .....	\$ 60.00				
Furniture and Furnishings.....	410.64		1,116.00	4,285.00	2,785.00
Bookcases, Filing Cases and Filing Cabinets.....	\$1,285.00				
Filing Equipment for Pacoima vault .....	3,000.00				
Heat, Cold and Mechanical Power Equipment .....				50.00	50.00
Ventilating Fans .....	\$ 50.00				
Measuring and Observing Equip- ment .....		1,677.38	1,690.00	1,930.00	1,180.00
Drafting Machines .....	\$ 170.00				
Erasing Machines .....	35.00				
Invar Tapes .....	1,500.00				
Level Rods .....	225.00				

**LOS ANGELES COUNTY BUDGET—1934-35**

**SURVEYOR—Continued**

Classification	EXPENDITURES				
	Actual Prior Year 1932-33	Actual Current Year To 3-1-1934	Estimated Current Year 1933-34	Requested Fiscal Year 1934-35	Allowed Fiscal Year 1934-35
<b>CAPITAL OUTLAY—Continued</b>					
<b>Equipment—Continued</b>					
Metal Working Equipment.....\$	\$	\$	\$	144.00	\$ 144.00
Electric Drill (Motor, Stand and Bits).....\$ 100.00					
Welding Outfit ..... 44.00					
Motor Vehicles .....			21.00	9,035.00	4,950.00
4 Ford Station Wagons..\$3,460.00					
6 Ford Sedans..... 4,710.00					
1 Dodge Delivery Truck 865.00					
Non-structural Enclosures and Containers .....				240.00	240.00
Tents .....\$ 240.00					
Office Equipment Other Than Furniture .....				500.00	500.00
Typewriters .....\$ 200.00					
Comptometer ..... 300.00					
Picture Taking and Exhibiting.....	190.00	20.51	21.00	300.00	300.00
Irons .....\$ 12.00					
Resistance Coils, 3..... 114.00					
2 Sets Belts..... 120.00					
Tools ..... 54.00					
<b>Total Equipment .....</b>	<b>\$ 607.09</b>	<b>\$ 1,778.45</b>	<b>\$ 2,947.00</b>	<b>\$ 16,644.00</b>	<b>\$ 10,309.00</b>
<b>Structural and Non-structural Improvements</b>					
Fireproof Storage Building.....\$	\$	2,482.71	\$ 2,500.00	\$	\$
<b>TOTAL CAPITAL OUTLAY.....</b>	<b>\$ 607.09</b>	<b>\$ 4,261.16</b>	<b>\$ 5,447.00</b>	<b>\$ 16,644.00</b>	<b>\$ 10,309.00</b>
<b>TOTAL SURVEYOR.....</b>	<b>\$ 568,330.62</b>	<b>\$ 409,156.08</b>	<b>\$ 619,676.71</b>	<b>\$ 636,245.12</b>	<b>\$ 624,910.12</b>

GENERAL GOVERNMENT

Regional Planning Commission

REGIONAL PLANNING  
 APPROPRIATIONS \$59,609.28

Classification	EXPENDITURES				
	Actual Prior Year 1932-33	Actual Current Year To 3-1-1934	Estimated Current Year 1933-34	Requested Fiscal Year 1934-35	Allowed Fiscal Year 1934-35
<b>SALARIES AND WAGES</b>					
<b>Title of Position</b>	<b>Rate of Pay</b>				
	<b>A</b>	<b>B</b>	<b>C</b>		
5 Members Regional Planning Commission, per meeting.....	\$ 10.00	\$ 10.00	\$ 10.00	\$	1,636.20
1 Director, who shall also hold the position of Director, Building Inspection Department, per annum .....	4,800	4,800	4,800		4,123.20
1 Chief Engineer, who shall also hold the position of Asst. Director, Building Inspection Department, without compensation.					
1 Research Engineer .....	225	235	250		2,727.00
1 Highway Engineer.....	225	235	250		2,727.00
1 Subdivision Engineer.....	200	210	220		2,181.60
1 Zoning Engineer.....	260	280	300		3,092.40
1 Landscape Architect.....	225	235	250		2,727.00
1 Staff Artist .....	225	235	250		2,727.00
10 Planning Draftsmen.....	175	180	190		20,561.64
1 Stenographic Secretary, Grade IV, who shall also serve the Director, Building Inspection Department .....	175	180	185		2,018.04
2 Stenographers, Grade II.....	130	135	140		2,999.76
2 Stenographers, Grade I.....	115	120	125		2,563.44
<b>TOTAL SALARIES AND WAGES...</b>	<b>\$ 74,545.11</b>	<b>\$ 85,505.88</b>	<b>\$ 132,284.88</b>	<b>\$ 51,447.84</b>	<b>\$ 50,084.28</b>

**MAINTENANCE AND OPERATION**

**Services Other Than Personal**

Auto Service .....	\$ 1,362.33	\$ 1,193.76	\$ 2,500.00	\$ 1,500.00	\$ 1,000.00
Auto Mileage Allowance.....	4,822.94	5,984.64	9,250.00	2,000.00	1,750.00
Electricity .....		41.20	60.00		
Food and Lodging.....		383.00	800.00		
Gas .....		22.25	60.00		
Lettering and Signs.....		40.00	50.00	50.00	10.00
Miscellaneous Services, N.O.C.....	201.58	324.62	900.00	200.00	150.00
Photo and Blue Printing Service...	1,420.29	572.65	1,100.00	1,500.00	1,200.00
Postage .....	753.15	519.36	800.00	1,000.00	700.00
Printing and Other Reproductive Services .....	135.17		175.00	200.00	150.00
Printing, Engraving and Binding, N.O.C. ....		180.05	400.00	200.00	150.00
Publication of Pamphlets and Books .....		98.66	250.00	1,800.00	1,500.00
Repairs and Maintenance, Tools, Devices and Equipment.....	19.22	57.56	60.00	150.00	100.00
Telegraph .....	11.75	112.83	115.00	50.00	25.00

**LOS ANGELES COUNTY BUDGET—1934-35**

**REGIONAL PLANNING COMMISSION—Continued**

Classification	EXPENDITURES				
	Actual Prior Year 1932-33	Actual Current Year To 3-1-1934	Estimated Current Year 1933-34	Requested Fiscal Year 1934-35	Allowed Fiscal Year 1934-35
<b>MAINTENANCE AND OPERATION—Continued</b>					
<b>Services Other Than Personal—Continued</b>					
Telephone .....	\$ 366.64	\$ 743.49	\$ 900.00	\$	\$
Transportation .....		637.25	765.00		
Water .....		19.80	30.00		
<b>Supplies</b>					
Drafting Supplies .....	653.16	357.43	600.00	1,000.00	600.00
Minor Lighting Devices.....		2.28	5.00	100.00	50.00
Newspapers, Periodicals and Di- rectories .....	121.43	21.02	25.00	100.00	25.00
Office Supplies, N.O.C.....	308.04	249.43	550.00	850.00	500.00
Photo and Blue Printing Supplies	73.49	2.87	75.00	150.00	100.00
Record Books, Papers, Forms and Covers .....	805.41	692.12	1,000.00	750.00	750.00
Writing Supplies .....	205.04	88.89	125.00	500.00	250.00
<b>Contributions, Awards and Fixed Obligations</b>					
Membership Dues.....	20.00	20.00	30.00	25.00	25.00
Rent of Offices.....	158.34	1,089.83	2,000.00		
<b>TOTAL MAINTENANCE AND OPERATION .....</b>	<b>\$ 11,437.98</b>	<b>\$ 13,455.06</b>	<b>\$ 22,625.00</b>	<b>\$ 12,125.00</b>	<b>\$ 9,035.00</b>
<b>CAPITAL OUTLAY</b>					
<b>Equipment</b>					
Books .....	\$ 29.42	\$	\$ 30.00	\$ 50.00	\$ 40.00
Furniture and Furnishings.....	248.29	129.94	175.00	625.00	325.00
Draft. Table Cabinet.....	\$ 30.00				
Blackboard .....	5.00				
Desks (2).....	50.00				
Tables (2).....	40.00				
Legal and Letter Files; Kardex Files and Map Files .....	500.00				
Office Equipment Other Than Furniture .....				375.00	125.00
Typewriters .....	\$375.00				
Measuring and Observing Equip- ment .....	23.91			50.00	
Miscellaneous, N.O.C.....	\$ 50.00				
Motor Vehicles .....		1,429.62	1,430.00	800.00	
<b>TOTAL CAPITAL OUTLAY .....</b>	<b>\$ 301.62</b>	<b>\$ 1,559.56</b>	<b>\$ 1,635.00</b>	<b>\$ 1,900.00</b>	<b>\$ 490.00</b>
<b>TOTAL REGIONAL PLANNING COMMISSION .....</b>	<b>\$ 86,284.71</b>	<b>\$ 100,520.50</b>	<b>\$ 156,544.88</b>	<b>\$ 65,472.84</b>	<b>\$ 59,609.28</b>

**GENERAL GOVERNMENT**

**Building Inspection Department**

**INSPECTION OF BUILDING CONSTRUCTION**

**APPROPRIATIONS \$103,690.48**

Classification	EXPENDITURES				
	Actual Prior Year 1932-33	Actual Current Year To 3-1-1934	Estimated Current Year 1933-34	Requested Fiscal Year 1934-35	Allowed Fiscal Year 1934-35
<b>SALARIES AND WAGES</b>					
<b>Title of Position</b>		<b>Rate of Pay</b>			
		<b>A</b>	<b>B</b>	<b>C</b>	
1 Director, who shall also hold the position of Director of the Regional Planning Commission, without compensation.					
1 Asst. Director, who shall also hold the position of Chief Engineer of the Regional Planning Commission .....		\$ 330	\$ 340	\$ 350	\$ 3,607.80
1 Stenographic Secretary, Grade IV, who shall also serve the Director of the Regional Planning Commission, without compensation.					
1 Building Inspector.....		250	260	275	2,727.00
1 Electrical Inspector.....		250	260	275	2,727.00
1 Plumbing Inspector.....		250	250	250	2,727.00
8 District Inspectors.....		200	210	225	17,452.80
2 Structural Engineers.....		180	190	195	3,926.88
5 Deputies Inspector.....		180	190	195	9,817.20
8 Deputies Inspector.....		180	180	180	15,707.52
2 Plan Checkers.....		180	180	180	3,926.88
1 Chief Clerk.....		165	170	175	1,799.88
8 Engineering Clerks.....		145	150	155	12,653.76
1 Bookkeeper .....		145	150	155	1,581.72
3 Stenographers, Grade I.....		115	120	125	3,763.44
2 Messengers with Motoreycles....		100	105	110	2,181.60
<b>TOTAL SALARIES AND WAGES... \$</b>	<b>\$</b>	<b>\$</b>	<b>\$</b>	<b>\$ 95,745.60</b>	<b>\$ 84,600.48</b>
<b>MAINTENANCE AND OPERATION</b>					
<b>Services Other Than Personal</b>					
Auto Service .....	\$	\$	\$	\$ 2,000.00	\$ 1,500.00
Auto Mileage Allowance.....				9,000.00	9,000.00
Electricity .....				100.00	100.00
Food and Lodging.....				200.00	200.00
Gas .....				100.00	100.00
Lettering and Signs.....				200.00	200.00
Miscellaneous Services, N.O.C.....				500.00	250.00
Photo and Blue Printing Service....				100.00	100.00
Postage .....				500.00	500.00
Printing and Other Reproduction Services .....				75.00	75.00
Printing, Engraving and Binding, N.O.C. ....				200.00	200.00

**LOS ANGELES COUNTY BUDGET—1934-35**

**BUILDING INSPECTION DEPARTMENT—Continued**

Classification	EXPENDITURES				
	Actual Prior Year 1932-33	Actual Current Year To 3-1-1934	Estimated Current Year 1933-34	Requested Fiscal Year 1934-35	Allowed Fiscal Year 1934-35
<b>MAINTENANCE AND OPERATION—Continued</b>					
<b>Services Other Than Personal—Continued</b>					
Publication of Pamphlets and Books .....	\$	\$	\$	200.00	\$ 200.00
Repairs and Maintenance, Tools, Devices and Equipment.....				50.00	50.00
Telegraph .....				25.00	25.00
Telephone .....				960.00	960.00
Water .....				50.00	50.00
<b>Supplies</b>					
Drafting Supplies .....				65.00	65.00
Inspection and Regulation Supplies .....				200.00	200.00
Minor Lighting Devices.....				50.00	50.00
Newspapers, Periodicals and Directories .....				100.00	100.00
Office Supplies, N.O.C.....				250.00	250.00
Photo and Blue Printing Supplies				50.00	50.00
Record Books, Papers, Forms and Covers .....				750.00	750.00
Writing Supplies .....				75.00	75.00
<b>Contributions, Awards and Fixed Obligations</b>					
Membership Dues.....				25.00	25.00
Rent of Offices.....				2,400.00	2,400.00
<b>TOTAL MAINTENANCE AND OPERATION .....</b>	<b>\$</b>	<b>\$</b>	<b>\$</b>	<b>\$ 18,225.00</b>	<b>\$ 17,475.00</b>
<b>CAPITAL OUTLAY</b>					
<b>Equipment</b>					
Books .....	\$	\$	\$	60.00	\$ 60.00
Furniture and Furnishings.....				1,435.00	1,375.00
Tables .....	\$ 20.00				
Desk .....	25.00				
Cabinets .....	1,375.00				
Chair .....	15.00				
Office Equipment Other Than Furniture .....				375.00	180.00
Typewriters .....	\$ 375.00				
Motor Vehicles .....				800.00	
<b>TOTAL CAPITAL OUTLAY.....</b>	<b>\$</b>	<b>\$</b>	<b>\$</b>	<b>\$ 2,670.00</b>	<b>\$ 1,615.00</b>
<b>TOTAL BUILDING INSPECTION DEPARTMENT .....</b>	<b>\$</b>	<b>\$</b>	<b>\$</b>	<b>\$ 116,640.60</b>	<b>\$ 103,690.48</b>

GENERAL GOVERNMENT

Registrar of Voters

CONDUCTING ELECTIONS AND REGISTRATION OF VOTERS

APPROPRIATIONS \$712,499.80

Classification	EXPENDITURES				
	Actual Prior Year 1932-33	Actual Current Year To 3-1-1934	Estimated Current Year 1933-34	Requested Fiscal Year 1934-35	Allowed Fiscal Year 1934-35
<b>SALARIES AND WAGES</b>					
<b>Title of Position</b>	<b>Rate of Pay</b>				
	<b>A</b>	<b>B</b>	<b>C</b>		
1 Registrar of Voters..per annum	\$6,000	\$6,000	\$6,000	\$	5,154.00
1 Secretary .....	175	180	185		1,908.96
1 Deputy and Draftsman.....	200	210	220		2,399.76
3 Division Clerks.....	180	190	200		6,544.80
1 Sr. Precincter and Voting Machine Adjuster (Male).....	180	190	200		2,072.52
2 Sr. Precincters and Asst. Voting Machine Adjusters (Male).....	165	170	175		3,654.24
1 Sr. Precincter and Miscellaneous Record Clerk.....	165	170	175		1,854.36
1 Chief Statistical Clerk.....	165	170	175		1,908.96
1 Director of Field Deputies.....	165	170	175		1,908.96
8 Sr. Clerks-Precincters .....	145	150	155		13,308.24
1 Chief Index Clerk.....	145	150	155		1,690.80
1 Sr. Clerk (Male).....	145	150	155		1,690.80
3 Sr. Clerks.....	145	150	155		5,072.40
8 Jr. Precincters, Seasonal, per day .....	4.50	4.50	4.50		6,000.00
253 Deputies, Seasonal, per day.....	4.50	4.50	4.50		196,000.00
15 Special Deputies for Election Return Centers, per day.....	4.50	4.50	4.50		5,000.00
30 Typist-Clerks, Grade II, or Calculating Machine Operators, Grade I, Seasonal, per day.....	4.50	4.50	4.50		10,000.00
Said Registrar shall be allowed one deputy in each election precinct in the County of Los Angeles each year, who shall receive compensation at the rate of ten cents for each person duly registered by him .....					60,000.00
<b>TOTAL SALARIES AND WAGES</b> ...	<b>\$ 285,139.57</b>	<b>\$ 94,588.69</b>	<b>\$ 166,307.72</b>	<b>\$ 326,168.80</b>	<b>\$ 326,168.80</b>
<b>MAINTENANCE AND OPERATION</b>					
<b>Registration of Voters</b>					
<b>Services Other Than Personal</b>					
Auto Service .....	\$ 131.55	\$	\$ 25.00	\$ 25.00	\$ 25.00
Auto Mileage Allowance .....	140.52	87.32	800.00	800.00	800.00
Binding and Book Repairing.....	4.91		50.00	50.00	50.00
Cartage .....	13.97		100.00	100.00	100.00
Express .....	172.06	58.83	500.00	500.00	500.00
Miscellaneous Services, N.O.C.....	180.67	94.27	450.00	250.00	250.00
Photographic and Blue Printing Service .....	4,260.33	143.82	1,000.00	1,500.00	1,500.00
Postage .....	3,082.44	164.36	2,500.00	3,600.00	3,600.00
Printing and Other Reproductive Services .....	95.52	3.00	500.00	500.00	500.00

**LOS ANGELES COUNTY BUDGET—1934-35**

**REGISTRAR OF VOTERS—Continued**

Classification	EXPENDITURES				
	Actual Prior Year 1932-33	Actual Current Year To 3-1-1934	Estimated Current Year 1933-34	Requested Fiscal Year 1934-35	Allowed Fiscal Year 1934-35
<b>MAINTENANCE AND OPERATION—Continued</b>					
<b>Registration of Voters—Continued</b>					
<b>Services Other Than Personal—Continued</b>					
Repairs and Maintenance, Tools, Devices and Equipment.....	\$ 44.89	\$ 27.13	\$ 50.00	\$ 250.00	\$ 250.00
Telegraph .....	16.86		25.00	25.00	25.00
Telephone .....	46.77	22.76	75.00	75.00	75.00
Transportation, Local .....			10.00	10.00	10.00
<b>Supplies</b>					
Drafting Supplies.....			50.00	25.00	25.00
Index to Great Register.....	68,434.03			80,000.00	80,000.00
Maps, Blue Prints.....	705.34		1,850.00	1,850.00	1,850.00
Miscellaneous Supplies.....	52.14	206.51	450.00	460.00	460.00
Newspapers, Periodicals and Di- rectories .....	43.99	3.00	100.00	80.00	80.00
Office Supplies, N.O.C.....	228.76	16.59	275.00	275.00	275.00
Racks and Shelving.....			350.00	300.00	300.00
Record Books, Papers, Forms and Covers .....	13,813.26	43.56	9,085.00	7,200.00	7,200.00
Wrapping and Shipping Supplies	23.42		75.00	75.00	75.00
Writing Supplies .....	296.36	Cr. 6.50	1,025.00	1,000.00	1,000.00
<b>Contributions, Awards and Fixed Obligations</b>					
Rent of Equipment .....			35.00	75.00	75.00
<b>Total Registration of Voters.....</b>	<b>\$ 91,787.79</b>	<b>\$ 864.65</b>	<b>\$ 19,380.00</b>	<b>\$ 99,025.00</b>	<b>\$ 99,025.00</b>
<b>Primary Elections</b>					
<b>Services Other Than Personal</b>					
Advertising and Publishing of Notices .....	\$ 1,922.88	\$	\$	\$ 2,500.00	\$ 2,500.00
Auto Services.....	207.02			300.00	300.00
Auto Mileage Allowance.....	306.40			500.00	500.00
Binding and Book Repairing.....				6.00	6.00
Cartage .....	6,033.04			10,000.00	10,000.00
Express .....	84.79			10.00	10.00
Freight .....	304.34			500.00	500.00
Food and Lodging.....	4.25			10.00	10.00
Miscellaneous Services, N.O.C.....	29.87			100.00	100.00
Postage .....	26,590.34			33,000.00	33,000.00
Repairs and Maintenance, Tools, Devices and Equipment.....	19.08			150.00	150.00
Telegrams .....				10.00	10.00
Transportation, N.O.C.....				10.00	10.00
<b>Supplies</b>					
Ballot Paper.....	12,080.19			13,000.00	13,000.00
Lighting Supplies for Polls.....				50.00	50.00
Miscellaneous Supplies, N.O.C.....	165.14			150.00	150.00
Office Supplies, N.O.C.....	197.14			150.00	150.00
Operating Supplies, N.O.C.....	289.11			2,000.00	2,000.00
Record Books, Papers, Forms and Covers .....	43,017.55			59,500.00	59,500.00
Wrapping and Shipping Supplies	154.37			200.00	200.00

**GENERAL GOVERNMENT**

**REGISTRAR OF VOTERS—Continued**

Classification	EXPENDITURES				
	Actual Prior Year 1932-33	Actual Current Year To 3-1-1934	Estimated Current Year 1933-34	Requested Fiscal Year 1934-35	Allowed Fiscal Year 1934-35
<b>MAINTENANCE AND OPERATION—Continued</b>					
<b>Primary Elections—Continued</b>					
<b>Supplies—Continued</b>					
Writing Supplies .....	\$ 605.23	\$	\$	\$ 1,200.00	\$ 1,200.00
<b>Contributions, Awards and Fixed Obligations</b>					
Rent of Equipment.....	137.00			150.00	150.00
<b>Total Primary Elections.....</b>	<b>\$ 92,147.74</b>	<b>\$</b>	<b>\$</b>	<b>\$ 123,496.00</b>	<b>\$ 123,496.00</b>
<b>Special Elections</b>					
<b>Services Other Than Personal</b>					
Advertising .....	\$ 1,095.50	\$ 1,216.37	\$ 1,217.00	\$ 100.00	\$ 100.00
Auto Mileage .....		145.28	150.00	10.00	10.00
Auto Service .....	512.34	145.28	150.00	50.00	50.00
Cartage .....	4,281.53	4,028.49	4,500.00	200.00	200.00
Express .....	1.42	1.01	50.00	100.00	100.00
Postage .....	15,905.09	12,849.73	13,600.00	1,000.00	1,000.00
Miscellaneous Services, N.O.C.....	56.22	110.51	111.00	10.00	10.00
<b>Supplies</b>					
Miscellaneous Supplies, N.O.C.....	16,708.18	10,086.10	11,015.00	900.00	900.00
<b>Total Special Elections.....</b>	<b>\$ 38,560.28</b>	<b>\$ 28,582.77</b>	<b>\$ 30,793.00</b>	<b>\$ 2,370.00</b>	<b>\$ 2,370.00</b>
<b>General Election</b>					
<b>Services Other Than Personal</b>					
Advertising and Publication of Notices .....	\$ 1,386.62	\$	\$	\$ 1,500.00	\$ 1,500.00
Auto Service .....	253.35			300.00	300.00
Auto Mileage Allowance.....	500.84			550.00	550.00
Binding and Book Repairing.....				10.00	10.00
Cartage .....	5,174.91			13,000.00	13,000.00
Express .....	1.93			25.00	25.00
Freight .....	751.40			800.00	800.00
Food and Lodging.....	4.30			25.00	25.00
Miscellaneous Services, N.O.C.....	47.42			100.00	100.00
Postage .....	33,013.62			37,850.00	37,850.00
Repairs and Maintenance, Tools, Devices and Equipment.....				1,000.00	1,000.00
Telegrams .....				10.00	10.00
Transportation, Local .....				10.00	10.00
<b>Supplies</b>					
Ballot Paper .....	24,751.49			26,000.00	26,000.00
Lighting Supplies for Polls.....				50.00	50.00
Miscellaneous Supplies, N.O.C.....	265.12			250.00	250.00
Office Supplies, N.O.C.....	159.08			150.00	150.00
Operating Supplies, N.O.C.....	449.08			2,000.00	2,000.00
Record Books, Papers, Forms and Covers .....	47,134.57			58,350.00	58,350.00
Wrapping and Shipping Supplies	10.49			200.00	200.00
Writing Supplies .....	664.33			1,200.00	1,200.00

**LOS ANGELES COUNTY BUDGET—1934-35**

**REGISTRAR OF VOTERS—Continued**

Classification	EXPENDITURES				
	Actual Prior Year 1932-33	Actual Current Year To 3-1-1934	Estimated Current Year 1933-34	Requested Fiscal Year 1934-35	Allowed Fiscal Year 1934-35
<b>MAINTENANCE AND OPERATION—Continued</b>					
<b>General Election—Continued</b>					
<b>Contributions, Awards and Fixed Obligations</b>					
Rent of Equipment.....	\$ 38.00	\$	\$	\$ 150.00	\$ 150.00
Storage .....	10.00			10.00	10.00
<b>Total General Election.....</b>	<b>\$ 114,616.55</b>	<b>\$</b>	<b>\$</b>	<b>\$ 143,540.00</b>	<b>\$ 143,540.00</b>
<b>TOTAL MAINTENANCE AND OPERATION .....</b>	<b>\$ 337,112.36</b>	<b>\$ 29,447.42</b>	<b>\$ 50,173.00</b>	<b>\$ 368,431.00</b>	<b>\$ 368,431.00</b>
<b>CAPITAL OUTLAY</b>					
<b>Equipment</b>					
Furniture and Furnishings.....	\$ 1,510.80	\$ 405.78	\$ 1,135.00	\$ 1,150.00	\$ 1,150.00
Filing Cases .....	\$ 1,000.00				
Typist Tables .....	150.00				
Land Vehicles .....				50.00	50.00
Hand Trucks .....	\$ 50.00				
Non-Structural Enclosures and Containers .....	18,337.89			16,250.00	16,250.00
Ballot Boxes .....	\$ 3,250.00				
Single Booths .....	13,000.00				
Office Equipment Other Than Furniture .....	190.35	35.88	442.00	450.00	450.00
Line-a-times .....	\$ 75.00				
Typewriters .....	375.00				
<b>Total Equipment .....</b>	<b>\$ 20,039.04</b>	<b>\$ 441.66</b>	<b>\$ 1,577.00</b>	<b>\$ 17,900.00</b>	<b>\$ 17,900.00</b>
<b>Structural and Non-structural Improvements</b>					
Warehouse Addition .....	\$ 7,317.80	\$	\$	\$	\$
<b>TOTAL CAPITAL OUTLAY.....</b>	<b>\$ 27,356.84</b>	<b>\$ 441.66</b>	<b>\$ 1,577.00</b>	<b>\$ 17,900.00</b>	<b>\$ 17,900.00</b>
<b>TOTAL REGISTRAR OF VOTERS.....</b>	<b>\$ 649,608.77</b>	<b>\$ 124,477.77</b>	<b>\$ 218,057.72</b>	<b>\$ 712,499.80</b>	<b>\$ 712,499.80</b>

**GENERAL GOVERNMENT**

**Election Expense—Supervisors**  
**CONDUCTING PRIMARY, GENERAL AND SPECIAL ELECTIONS**  
**APPROPRIATIONS \$432,070.00**

Classification	EXPENDITURES				
	Actual Prior Year 1932-33	Actual Current Year To 3-1-1934	Estimated Current Year 1933-34	Requested Fiscal Year 1934-35	Allowed Fiscal Year 1934-35
<b>SALARIES AND WAGES</b>					
			Rate of Pay		
<b>Title of Position</b>			<b>A</b>	<b>B</b>	<b>C</b>
<b>Primary Election</b>					
Canvassing Clerks, per day.....		\$ 4.50	\$ 4.50	\$ 4.50	\$ 6,000.00
Reprecincting and Selection of Election Officers — Clerks, per diem .....		4.50	4.50	4.50	3,000.00
<b>General Election</b>					
Canvassing Clerks, per diem.....		4.50	4.50	4.50	3,000.00
Reprecincting and Selection of Election Officers — Clerks, per diem .....		4.50	4.50	4.50	3,000.00
<b>TOTAL SALARIES AND WAGES</b> .....	\$ 23,364.68	\$ 4,348.08	\$ 4,348.08	\$ 15,000.00	\$ 15,000.00
<b>MAINTENANCE AND OPERATION</b>					
<b>Holding General, Primary and Special Elections</b>					
<b>Compensation of Election Officers</b>					
General Elections .....	\$ 211,740.00	\$	\$	\$ 172,800.00	\$ 172,800.00
Primary Elections .....	211,640.00			172,800.00	172,800.00
Special Elections .....	32,274.50			250.00	250.00
<b>Total Compensation of Election Officers</b> .....	\$ 455,654.50	\$	\$	\$ 345,850.00	\$ 345,850.00
<b>General Elections—Conducting</b>					
<b>Services Other Than Personal</b>					
Auto Mileage Allowance.....	\$ 651.40	\$	\$	\$ 2,000.00	\$ 2,000.00
Binding .....				15.00	15.00
Express .....	7.20			10.00	10.00
Janitor Service .....	1,122.00			1,200.00	1,200.00
Miscellaneous Services, N.O.C.....	54.64			55.00	55.00
Postage .....				150.00	150.00
<b>Supplies</b>					
Office Supplies, N.O.C.....	41.91			75.00	75.00
Record Books, Papers, Forms and Covers .....	1,602.99			2,500.00	2,500.00
<b>Contributions, Awards and Fixed Obligations</b>					
Rent of Equipment.....	65.50			75.00	75.00
Rent of Polling Places.....	31,278.00			28,800.00	28,800.00
<b>Total General Elections— Conducting</b> .....	\$ 34,823.64	\$	\$	\$ 34,880.00	\$ 34,880.00

**LOS ANGELES COUNTY BUDGET—1934-35**

**ELECTION EXPENSE—SUPERVISORS—Continued**

Classification	EXPENDITURES				
	Actual Prior Year 1932-33	Actual Current Year To 3-1-1934	Estimated Current Year 1933-34	Requested Fiscal Year 1934-35	Allowed Fiscal Year 1934-35
<b>MAINTENANCE AND OPERATION—Continued</b>					
<b>Holding General, Primary and Special Elections—Continued</b>					
<b>Primary Elections—Conducting Services Other Than Personal</b>					
Auto Mileage Allowance.....	\$ 387.60	\$	\$	\$ 2,000.00	\$ 2,000.00
Binding .....				15.00	15.00
Janitor Services.....	1,111.70			1,200.00	1,200.00
Postage .....				150.00	150.00
Miscellaneous Services, N.O.C.....	17.19			50.00	50.00
<b>Supplies</b>					
Office Supplies, N.O.C.....	2,592.19			75.00	75.00
Writing Supplies.....	20.86			25.00	25.00
Record Books, Papers, Forms and Covers.....				3,250.00	3,250.00
<b>Contributions, Awards and Fixed Obligations</b>					
Rent of Equipment.....	71.00			75.00	75.00
Rent of Polling Places.....	31,202.00			28,800.00	28,800.00
<b>Total Primary Elections— Conducting .....</b>	<b>\$ 35,402.54</b>	<b>\$</b>	<b>\$</b>	<b>\$ 35,640.00</b>	<b>\$ 35,640.00</b>
<b>Special Elections—Conducting Services Other Than Personal</b>					
Miscellaneous Services, N.O.C.....	\$ 1,039.46	\$ 1,512.66	\$ 1,513.00	\$ 500.00	\$ 500.00
<b>Supplies</b>					
Miscellaneous Supplies, N.O.C.....	553.91	231.85	232.00	50.00	50.00
<b>Contributions, Awards and Fixed Obligations</b>					
Rent of Polling Places.....	15,618.50	15,750.50	15,751.00	150.00	150.00
<b>Total Special Elections— Conducting .....</b>	<b>\$ 17,211.87</b>	<b>\$ 17,495.01</b>	<b>\$ 17,496.00</b>	<b>\$ 700.00</b>	<b>\$ 700.00</b>
<b>TOTAL MAINTENANCE AND OPERATION .....</b>	<b>\$ 543,092.55</b>	<b>\$ 17,495.01</b>	<b>\$ 17,496.00</b>	<b>\$ 417,070.00</b>	<b>\$ 417,070.00</b>
<b>TOTAL ELECTION EXPENSE— SUPERVISORS .....</b>	<b>\$ 566,457.23</b>	<b>\$ 21,843.09</b>	<b>\$ 21,844.08</b>	<b>\$ 432,070.00</b>	<b>\$ 432,070.00</b>

**GENERAL GOVERNMENT**

**Municipal Court, City of Long Beach**

**ADMINISTRATION OF JUSTICE**

**APPROPRIATIONS \$98,930.00**

Classification	EXPENDITURES				
	Actual Prior Year 1932-33	Actual Current Year To 3-1-1934	Estimated Current Year 1933-34	Requested Fiscal Year 1934-35	Allowed Fiscal Year 1934-35
<b>SALARIES AND WAGES</b>					
Title of Position			Rate of Pay		
			A	B	C
5 Judges .....per Annum		\$7,500	\$7,500	\$7,500	\$ 32,500.00
Extra Compensation for Outside Judges .....					6,000.00
1 Clerk .....		350	350	350	4,200.00
1 Chief Deputy Clerk.....		275	275	275	3,300.00
1 Cashier-Bookkeeper .....		250	250	250	3,000.00
5 Deputy Court Clerks .....		225	225	225	13,500.00
1 Chief Clerk, Civil Department....		250	250	250	3,000.00
1 Chief Clerk, Criminal Department .....		250	250	250	3,000.00
8 Deputy Clerks .....		200	200	200	7,200.00
1 Deputy Judgment Clerk.....		200	200	200	
1 Stenographic Secretary.....		175	175	175	2,100.00
2 Stenographers .....		135	135	135	1,620.00
1 Typist-Clerk .....		125	125	125	
2 File Index Clerks.....		125	125	125	1,500.00
<b>TOTAL SALARIES AND WAGES...\$</b>	<b>\$ 89,881.19</b>	<b>\$ 55,471.33</b>	<b>\$ 87,587.00</b>	<b>\$ 106,940.00</b>	<b>\$ 80,920.00</b>
<b>MAINTENANCE AND OPERATION</b>					
Personal Services Other Than Employees					
Interpreting .....	\$ 48.00	\$ 21.00	\$ 39.00	\$ 50.00	\$ 50.00
Jury Fees.....	5,928.00	3,585.00	5,575.00	5,775.00	5,775.00
Miscellaneous Services, N.O.C.....	3.00	11.72	17.00	25.00	25.00
Reporting and Transcribing.....	7,615.41	4,823.52	7,900.00	8,000.00	8,000.00
Witness Fees and Expense.....	700.55	171.22	275.00	300.00	300.00
<b>Services Other Than Personal</b>					
Cartage .....	21.15	9.90	25.00	25.00	25.00
Express .....				10.00	
Freight .....				10.00	
Jury Mileage.....	277.95	224.85	225.00	225.00	225.00
Jurors' Transportation, Meals and Lodging .....	279.00	92.05	150.00	200.00	200.00
Postage .....	272.19	182.00	262.00	350.00	350.00
Repairs and Maintenance, Tools, Devices and Equipment .....	123.62	3.30	50.00	75.00	75.00
Telegraph .....				25.00	25.00
Transportation .....	10.00		10.00	10.00	10.00
<b>Supplies</b>					
Cleaning and Caretaking .....	90.49	51.10	190.00	200.00	
Ice .....			80.00	50.00	50.00
Office Supplies, N.O.C.....	285.42	265.73	350.00	400.00	400.00
Miscellaneous Supplies, N.O.C.....	6.75	116.14	150.00	150.00	150.00
Record Books, Papers, Forms and Covers .....	905.67	469.79	800.00	1,500.00	1,500.00
Writing Supplies.....	55.67	27.29	40.00	50.00	50.00
<b>TOTAL MAINTENANCE AND OPERATION .....</b>	<b>\$ 16,622.87</b>	<b>\$ 10,054.61</b>	<b>\$ 16,138.00</b>	<b>\$ 17,430.00</b>	<b>\$ 17,210.00</b>

**LOS ANGELES COUNTY BUDGET—1934-35**

**MUNICIPAL COURT, CITY OF LONG BEACH—Continued**

Classification	EXPENDITURES				
	Actual Prior Year 1932-33	Actual Current Year To 3-1-1934	Estimated Current Year 1933-34	Requested Fiscal Year 1934-35	Allowed Fiscal Year 1934-35
<b>CAPITAL OUTLAY</b>					
<b>Equipment</b>					
Books .....	\$ 407.91	\$ 158.80	\$ 400.00	\$ 800.00	\$ 400.00
Furniture and Furnishings.....	122.45	122.00	122.00	1,000.00	400.00
Filing Cabinets .....	\$1,000.00				
Office Equipment Other					
Than Furniture.....			30.00	200.00	
Typewriters .....	\$ 200.00				
<b>TOTAL CAPITAL OUTLAY.....</b>	<b>\$ 530.36</b>	<b>\$ 280.80</b>	<b>\$ 552.00</b>	<b>\$ 2,000.00</b>	<b>\$ 800.00</b>
<b>TOTAL MUNICIPAL COURT—</b>					
<b>  CITY OF LONG BEACH.....</b>	<b>\$ 107,034.42</b>	<b>\$ 65,806.74</b>	<b>\$ 104,277.00</b>	<b>\$ 126,370.00</b>	<b>\$ 98,930.00</b>

**GENERAL GOVERNMENT**

**Municipal Court, City of Los Angeles**

**ADMINISTRATION OF JUSTICE**

**APPROPRIATIONS \$632,975.00**

Classification	EXPENDITURES				
	Actual Prior Year 1932-33	Actual Current Year To 3-1-1934	Estimated Current Year 1933-34	Requested Fiscal Year 1934-35	Allowed Fiscal Year 1934-35
<b>SALARIES AND WAGES</b>					
		Rate of Pay			
<b>Title of Position</b>		<b>A</b>	<b>B</b>	<b>C</b>	
30 Judges.....per Annum		\$7,500	\$7,500	\$7,500	\$ 195,000.00
1 Clerk .....		500	500	500	5,400.00
1 Referee .....		325	325	325	3,900.00
1 Chief Deputy.....		400	400	400	4,800.00
1 Chief Clerk, Traffic Department..		325	325	325	3,900.00
1 Chief Clerk, Civil Department....		325	325	325	3,900.00
1 Chief Clerk, Criminal Depart- ment .....		325	325	325	3,900.00
3 Deputy Clerks.....		250	250	250	9,000.00
1 Deputy Clerk.....		275	275	275	3,300.00
1 Secretary, Presiding Judge .....		325	325	325	3,900.00
38 Deputy Clerks .....		225	225	225	102,600.00
20 Deputy Clerks.....		175	175	175	42,000.00
8 Deputy Clerks.....		160	160	160	15,360.00
36 Deputy Clerks.....		150	150	150	55,800.00
32 Deputy Clerks.....		130	130	130	45,240.00
4 Deputy Clerks.....		125	125	125	6,000.00
<b>TOTAL SALARIES AND WAGES...</b>	<b>\$ 565,695.66</b>	<b>\$ 328,837.82</b>	<b>\$ 495,720.00</b>	<b>\$ 517,680.00</b>	<b>\$ 504,000.00</b>

**MAINTENANCE AND OPERATION**

**Personal Services Other Than**

**Employees**

Interpreting .....	\$ 264.00	\$ 183.00	\$ 300.00	\$ 300.00	\$ 300.00
Jury Fees.....	54,642.00	24,975.00	40,000.00	40,000.00	40,000.00
Miscellaneous Services, N.O.C.....			50.00	50.00	50.00
Reporting and Transcribing.....	59,868.22	40,476.88	60,000.00	60,000.00	60,000.00
Witness Fees and Expense.....	2,966.47	1,610.21	2,500.00	2,500.00	2,500.00

**Services Other Than Personal**

Electricity .....	15.60				
Gas .....	13.97	4.29	5.00		
<b>Inspection and Regulation</b>					
Service .....	245.43	156.73	225.00	200.00	200.00
Jury Mileage.....	4,430.25	1,829.55	3,000.00	3,000.00	3,000.00
<b>Jurors' Transportation, Meals and Lodging.....</b>	<b>511.25</b>	<b>170.75</b>	<b>500.00</b>	<b>500.00</b>	<b>500.00</b>
Lettering and Signs.....	282.73	65.52	150.00	150.00	150.00
Minor Installations and Changes....	344.76	168.43	250.00	250.00	250.00
Miscellaneous Services, N.O.C.....	15.19	131.15	150.00	150.00	150.00
Postage .....	2,032.00	1,310.00	2,500.00	2,500.00	2,500.00
<b>Repairs and Maintenance, Tools, Devices and Equipment.....</b>	<b>1,028.47</b>	<b>388.39</b>	<b>500.00</b>	<b>500.00</b>	<b>500.00</b>
Telephone .....	230.58	105.90	250.00	250.00	250.00
Transportation, Local .....		3.50	25.00	25.00	25.00

**LOS ANGELES COUNTY BUDGET—1934-35**

**MUNICIPAL COURT, CITY OF LOS ANGELES—Continued**

Classification	EXPENDITURES				
	Actual Prior Year 1932-33	Actual Current Year To 3-1-1934	Estimated Current Year 1933-34	Requested Fiscal Year 1934-35	Allowed Fiscal Year 1934-35
<b>MAINTENANCE AND OPERATION—Continued</b>					
<b>Supplies</b>					
Calendars, Directories and Periodicals .....	\$ 1,722.07	\$ 1,517.60	\$ 2,000.00	\$ 2,000.00	\$ 2,000.00
Miscellaneous Supplies, N.O.C.....	148.43	281.55	350.00	300.00	300.00
Office Supplies, N.O.C.....	775.08	829.18	1,200.00	1,200.00	1,200.00
Record Books, Papers, Forms and Covers .....	5,170.89	4,438.58	8,000.00	8,000.00	8,000.00
Writing Supplies .....	302.54	212.46	250.00	200.00	200.00
<b>TOTAL MAINTENANCE AND OPERATION .....</b>	<b>\$ 135,009.93</b>	<b>\$ 78,858.67</b>	<b>\$ 122,205.00</b>	<b>\$ 122,075.00</b>	<b>\$ 122,075.00</b>
<b>CAPITAL OUTLAY</b>					
<b>Equipment</b>					
Books .....	\$ 3,902.99	\$ 2,342.15	\$ 3,000.00	\$ 3,000.00	\$ 3,000.00
Furniture and Furnishings.....	4,739.38	4,210.99	4,300.00	3,300.00	3,300.00
Book Cases and Fil.					
Cab. ....	\$2,100.00				
Desks .....	200.00				
Floor Covering .....	350.00				
Furniture and Furn,					
N.O.C. ....	500.00				
Shelving .....	150.00				
Heat, Cold and Mechanical Power, Transmission Equipment .....	68.60	64.55	100.00	100.00	100.00
Electric Fans.....	\$ 100.00				
Non-structural Enclosures and Containers .....	350.00				
Office Equip. Other Than Furniture .....	238.40	1,276.62	1,300.00	500.00	500.00
Typewriters .....	\$ 300.00				
Other Off. Equip.....	200.00				
<b>TOTAL CAPITAL OUTLAY.....</b>	<b>\$ 9,299.37</b>	<b>\$ 7,894.31</b>	<b>\$ 8,700.00</b>	<b>\$ 6,900.00</b>	<b>\$ 6,900.00</b>
<b>TOTAL MUNICIPAL COURT, CITY OF LOS ANGELES.....</b>	<b>\$ 710,004.96</b>	<b>\$ 415,590.80</b>	<b>\$ 626,625.00</b>	<b>\$ 646,655.00</b>	<b>\$ 632,975.00</b>

**GENERAL GOVERNMENT**

**Justice Courts**

**ADMINISTRATION OF JUSTICE**

**APPROPRIATIONS \$191,303.68**

Classification	EXPENDITURES				
	Actual Prior Year 1932-33	Actual Current Year To 3-1-1934	Estimated Current Year 1933-34	Requested Fiscal Year 1934-35	Allowed Fiscal Year 1934-35
<b>SALARIES AND WAGES</b>					
<b>Title of Position</b>		<b>Rate of Pay</b>			
		<b>A</b>	<b>B</b>	<b>C</b>	
1 Justice of the Peace, Alamitos Twp...		\$ 15	\$ 15	\$ 15	\$ 180.00
1 Justice of the Peace, Antelope Twp...		125	125	125	1,500.00
1 Justice of the Peace, Arnaz Twp.....		15	15	15	180.00
1 Justice of the Peace, Azusa Twp.....		140	140	140	1,680.00
1 Justice of the Peace, Belvedere Twp.		350	350	350	4,200.00
1 Justice of the Peace, Beverly Hills Twp. ....		350	350	350	4,200.00
1 Justice of the Peace, Bixby Twp.....		15	15	15	180.00
1 Justice of the Peace, Burbank Twp...		150	150	150	1,800.00
1 Justice of the Peace, Calabasas Twp.		75	75	75	900.00
1 Justice of the Peace, Catalina Twp....		75	75	75	900.00
1 Justice of the Peace, Chavez Twp.....		15	15	15	180.00
1 Justice of the Peace, Compton Twp...		350	350	350	4,200.00
1 Justice of the Peace, Covina Twp.....		140	140	140	1,680.00
1 Justice of the Peace, Dominguez Twp. ....		15	15	15	180.00
1 Justice of the Peace, Downey Twp.....		150	150	150	1,800.00
1 Justice of the Peace, El Monte Twp...		175	175	175	2,100.00
1 Justice of the Peace, Fairmont Twp...		50	50	50	600.00
1 Justice of the Peace, Franklin Twp...		15	15	15	180.00
1 Justice of the Peace, Gardena Twp....		140	140	140	1,680.00
2 Justices of the Peace, Glendale Twp...		350	350	350	6,300.00
1 Justice of the Peace, Inglewood Twp.		350	350	350	4,200.00
1 Justice of the Peace, La Brea Twp....		15	15	15	180.00
1 Justice of the Peace, La Crescenta Twp. ....		150	150	150	1,800.00
1 Justice of the Peace, La Rambla Twp. ....		15	15	15	180.00
1 Justice of the Peace, Lomita Twp.....		125	125	125	1,500.00
1 Justice of the Peace, Malibu Twp.....		75	75	75	900.00
1 Justice of the Peace, Monrovia Twp...		125	125	125	1,500.00
1 Justice of the Peace, Montebello Twp. ....		350	350	350	4,200.00
1 Justice of the Peace, National Home Twp. ....		15	15	15	180.00
1 Justice of the Peace, Norwalk Twp...		150	150	150	1,800.00
2 Justices of the Peace, Pasadena Twp.		350	350	350	8,400.00
1 Justice of the Peace, Redondo Twp...		150	150	150	1,800.00
1 Justice of the Peace, Rowland Twp...		100	100	100	1,200.00
1 Justice of the Peace, San Antonio Twp. ....		350	350	350	4,200.00
1 Justice of the Peace, San Dimas Twp.		100	100	100	1,200.00
1 Justice of the Peace, San Fernando Twp. ....		125	125	125	1,500.00
1 Justice of the Peace, San Gabriel Twp. ....		350	350	350	4,200.00

**LOS ANGELES COUNTY BUDGET—1934-35**

**JUSTICE COURTS—Continued**

Classification	EXPENDITURES				Allowed Fiscal Year 1934-35
	Actual Prior Year 1932-33	Actual Current Year To 3-1-1934	Estimated Current Year 1933-34	Requested Fiscal Year 1934-35	
<b>SALARIES AND WAGES—Continued</b>					
<b>Title of Position</b>	<b>Rate of Pay</b>				
	<b>A</b>	<b>B</b>	<b>C</b>		
1 Justice of the Peace, San Jose Twp...	\$ 350	\$ 350	\$ 350		\$ 4,200.00
1 Justice of the Peace, Santa Monica Twp. ....	350	350	350		4,200.00
1 Justice of the Peace, Signal Hill Twp. ....	150	150	150		1,800.00
1 Justice of the Peace, Soledad Twp.....	100	100	100		1,200.00
1 Justice of the Peace, South Pasadena Twp. ....	125	125	125		1,500.00
1 Justice of the Peace, Talamantes Twp. ....	15	15	15		180.00
1 Justice of the Peace, Universal Twp...	15	15	15		180.00
1 Justice of the Peace, Venice Twp.....	125	125	125		1,500.00
1 Justice of the Peace, Whittier Twp. ...	165	165	165		1,980.00
1 Justice of the Peace, City of Pasadena .....	None	None	None		
12 Court Clerks.....	150	155	160		20,834.28
For Justices of the Peace Courts, one in each of the following townships: Belvedere, Beverly Hills, Compton, Glendale, Inglewood, Montebello, San Antonio, San Gabriel, San Jose, Santa Monica, two in Pasadena.					
10 Asst. Court Clerks.....	115	120	125 (a)		8,999.40
For Justices of the Peace Courts, one in each of the following townships: Beverly Hills, Inglewood, Montebello, Pasadena, San Jose, Santa Monica, two in Glendale and two in San Antonio.					
19 Court Clerks.....	130	135	140		27,924.60
For Justices of the Peace Courts, Townships of Antelope, Azusa, Burbank, Covina, Downey, El Monte, Gardena, La Crescenta, Lomita, Malibu, Norwalk, Redondo, Signal Hill, Venice and Whittier. Two in Soledad.					
2 Court Clerks.....half time For Justices of the Peace Courts, Townships of Calabasas and Monrovia.	65	67.50	70		1,418.16
2 Asst. Court Clerks.....half time For Justices of the Peace Courts, Townships of Belvedere and Compton.	57.50	60	62.50		627.24
Compensation for Outside Judges ....					3,000.00
Janitor Service, as needed.....					6,000.00
(a) Group D—\$130-135-140.					
<b>TOTAL SALARIES AND WAGES.....</b>	<b>\$ 161,097.75</b>	<b>\$ 106,739.19</b>	<b>\$ 160,476.35</b>	<b>\$ 165,921.48</b>	<b>\$ 159,103.68</b>

**GENERAL GOVERNMENT**

**JUSTICE COURTS—Continued**

Classification	EXPENDITURES				
	Actual Prior Year 1932-33	Actual Current Year To 3-1-1934	Estimated Current Year 1933-34	Requested Fiscal Year 1934-35	Allowed Fiscal Year 1934-35
<b>MAINTENANCE AND OPERATION</b>					
<b>Personal Services Other Than Employees</b>					
Interpreting .....	\$ 2,190.00	\$ 1,115.50	\$ 1,400.00	\$ 1,500.00	\$ 1,500.00
Jury Fees.....	2,814.00	2,280.00	3,000.00	3,000.00	3,000.00
Reporting and Transcribing.....	22,423.34	13,482.62	17,000.00	20,000.00	20,000.00
Witness Fees and Expense.....	592.68	115.98	150.00	150.00	150.00
Expert Services.....	5.00				
<b>Services Other Than Personal</b>					
Cartage .....	131.58	41.47	50.00	50.00	50.00
Jury Mileage.....	372.30	337.65	400.00	400.00	400.00
Miscellaneous Services, N.O.C.....	367.62	81.58	100.00	100.00	100.00
Postage .....	488.00	425.20	500.00	500.00	500.00
Repairs to Equipment.....	270.43	47.22	50.00	50.00	50.00
Telephone .....	2,715.69	1,881.10	2,400.00	2,400.00	2,400.00
Maintenance of Offices in Health Center Buildings.....	1,035.13	789.33	1,000.00	1,000.00	1,000.00
<b>Supplies</b>					
Office Supplies, N.O.C.....	1,665.51	1,370.83	1,700.00	1,700.00	1,700.00
Record Books, Papers, Forms and Covers .....	828.52	976.16	1,200.00	1,200.00	1,200.00
<b>TOTAL MAINTENANCE AND OPERATION .....</b>	<b>\$ 35,899.80</b>	<b>\$ 22,944.64</b>	<b>\$ 28,950.00</b>	<b>\$ 32,050.00</b>	<b>\$ 32,050.00</b>
<b>CAPITAL OUTLAY</b>					
<b>Equipment</b>					
Books .....	\$ 238.59	\$	\$ 400.00	\$	\$
Cleaning and Caretaking.....	29.75	34.85	50.00		
Furniture and Furnishings.....	8,842.84	4,325.37	5,200.00		
Office Equipment Other Than Fur- niture .....	258.45	99.93	150.00	150.00	150.00
Office Equipment, N.O.C.....	\$150.00				
<b>TOTAL CAPITAL OUTLAY.....</b>	<b>\$ 9,369.63</b>	<b>\$ 4,460.15</b>	<b>\$ 5,800.00</b>	<b>\$ 150.00</b>	<b>\$ 150.00</b>
<b>TOTAL JUSTICE COURTS.....</b>	<b>\$ 206,367.18</b>	<b>\$ 134,143.98</b>	<b>\$ 195,226.35</b>	<b>\$ 198,121.48</b>	<b>\$ 191,303.68</b>

LOS ANGELES COUNTY BUDGET—1934-35

Superior Court  
ADMINISTRATION OF JUSTICE  
APPROPRIATIONS \$766,290.64

Classification	EXPENDITURES				
	Actual Prior Year 1932-33	Actual Current Year To 3-1-1934	Estimated Current Year 1933-34	Requested Fiscal Year 1934-35	Allowed Fiscal Year 1934-35
<b>SALARIES AND WAGES</b> <i>5000.00</i>					
<b>Title of Position</b>	<b>Rate of Pay</b>				
	<b>A</b>	<b>B</b>	<b>C</b>		
50 Superior Court Judges at \$10,000 per annum of which Los Angeles County pays <del>\$6,000</del> and the State of California \$4,000.....	<del>\$10,000</del>	<i>9000.00</i> \$10,000	\$10,000		\$ 250,000.00
Extra Compensation for Outside Judges .....					20,000.00
1 Secretary Superior Court and Jury Commissioner.....	600	600	600		7,200.00
1 Asst. Secretary Superior Court and Jury Commissioner.....	300	300	300		3,600.00
1 Asst. Secretary Superior Court and Jury Commissioner.....	250	250	250		3,000.00
8 Court Commissioners .....	400	400	400		25,200.00
2 Stenographic Secretaries.....	160	160	160		3,840.00
15 Stenographers .....	140	140	140		25,200.00
2 Asst. Stenographers .....	125	125	125		3,000.00
2 Messengers .....	85	85	85		2,040.00
2 Investigators .....	200	200	200		4,800.00
1 Consulting Psychiatrist, not to exceed \$200 per month, per visit .....	10	10	10		2,400.00
1 Psychopathic Parole Officer.....	225	235	250		2,727.00
1 First Asst. Psychopathic Parole Officer .....	190	200	210		2,290.68
3 Asst. Psychopathic Parole Officers .....	150	160	175		5,454.12
1 Clerk, Grade III.....	130	135	140		1,472.64
2 Stenographers, Grade I .....	115	120	125		2,563.44
14 Deputy Psychopathic Probation Officers, who shall serve without compensation.					
1 Referee, Juvenile Court.....	250	250	250		2,727.00
1 Stenographic Reporter.....	180	190	200		2,181.60
2 Asst. Stenographic Reporters.....	160	165	170		3,545.16
1 Typist Clerk, Grade III.....	130	135	140		1,527.12
1 Secretary .....	130	135	140		1,418.04
1 Transcriber for Stenographic Reporter .....	115	120	125		1,254.48
1 Typist-Clerk, Grade II.....	115	120	125		1,254.48
1 Court Attendant .....	110	110	110		1,199.88
<b>TOTAL SALARIES AND WAGES</b> .....	<b>\$ 444,566.32</b>	<b>\$ 256,632.55</b>	<b>\$ 282,630.90</b>	<b>\$ 408,466.28</b>	<b>\$ 379,895.64</b>

**GENERAL GOVERNMENT**

**SUPERIOR COURT—Continued**

Classification	EXPENDITURES				
	Actual Prior Year 1932-33	Actual Current Year To 3-1-1934	Estimated Current Year 1933-34	Requested Fiscal Year 1934-35	Allowed Fiscal Year 1934-35
<b>MAINTENANCE AND OPERATION</b>					
<b>Personal Services Other Than Employees</b>					
Expert Services.....	\$	\$ 50.00	\$ 100.00	\$ 100.00	\$ 100.00
Jury Fees.....	140,093.65	72,156.00	125,000.00	125,000.00	125,000.00
Medical Examinations .....	17,422.50	7,345.00	17,000.00	17,000.00	17,000.00
Reporting and Transcribing.....	141,974.10	83,462.18	125,500.00	150,000.00	142,890.00
Witness Fees and Expense.....	14,097.86	7,531.63	15,000.00	15,000.00	15,000.00
<b>Services Other Than Personal</b>					
Auto Hire .....	1,069.15	627.55	1,500.00	1,500.00	1,500.00
Express .....	2.93	1.89	10.00	10.00	10.00
Investigators' Expense—Domestic Relations Court.....	442.18	275.11	560.00	560.00	560.00
Food and Lodging—Judges.....		39.40	100.00	200.00	200.00
Jury Mileage.....	29,379.30	10,860.15	18,000.00	18,000.00	18,000.00
Jurors' Transportation, Meals and Lodgings .....	12,732.13	8,287.63	15,000.00	15,000.00	15,000.00
Miscellaneous Services, N.O.C.....	1,774.00	856.51	1,286.00	1,286.00	1,286.00
Outside Judges' Expense.....	18,038.71	3,431.29	9,510.00	20,925.00	20,925.00
Postage .....	1,087.65	638.78	1,000.00	1,000.00	1,000.00
Repairs and Maintenance, Tools, Devices and Equipment.....	1,046.53	1,278.52	3,000.00	3,000.00	3,000.00
Telegraph and Teletype.....	53.55	10.29	75.00	75.00	75.00
Telephone .....	523.91	167.01	300.00	300.00	300.00
Auto Mileage and Parking (Judges) .....		191.68	450.00	625.00	625.00
Transportation, Local.....		5.00	10.00	10.00	10.00
<b>Supplies</b>					
Calendars, Directories and Period- icals .....	3,637.05	1,503.08	3,700.00	3,700.00	3,700.00
Linoleum .....		430.96	431.00		
Office Supplies, N.O.C.....	1,169.10	451.40	1,200.00	1,200.00	1,200.00
Record Books, Papers, Forms and Covers .....	2,342.47	900.77	3,300.00	3,300.00	3,300.00
Writing Supplies.....	370.97	220.86	384.00	384.00	384.00
<b>Contributions, Awards and Fixed Obligations</b>					
Rent of Equipment.....	42.35	65.10	100.00	100.00	100.00
<b>TOTAL MAINTENANCE AND OPERATION .....</b>	<b>\$ 387,300.09</b>	<b>\$ 200,787.79</b>	<b>\$ 342,516.00</b>	<b>\$ 378,275.00</b>	<b>\$ 371,165.00</b>

**LOS ANGELES COUNTY BUDGET—1934-35**

**SUPERIOR COURT—Continued**

Classification	EXPENDITURES				
	Actual Prior Year 1932-33	Actual Current Year To 3-1-1934	Estimated Current Year 1933-34	Requested Fiscal Year 1934-35	Allowed Fiscal Year 1934-35
<b>CAPITAL OUTLAY</b>					
<b>Equipment</b>					
Books .....	\$ 9,654.42	\$ 2,028.09	\$ 12,000.00	\$ 12,000.00	\$ 12,000.00
Furniture and Furnishings.....	1,601.51	2,100.14	3,400.00	24,230.00	2,191.00
Blackboards .....	\$ 225.00				
Book Cases.....	3,795.00				
Cabinets .....	400.00				
Carpets .....	2,900.00				
Chairs .....	12,033.00				
Costumers .....	180.00				
Couches .....	1,010.00				
Desks .....	1,810.00				
Linoleum .....	608.00				
Tables .....	1,269.00				
<b>Non-Structural Enclosures and</b>					
Containers .....				2,990.00	
Benches .....	\$ 1,500.00				
Jury Boxes.....	875.00				
Rails .....	465.00				
Witness Boxes.....	150.00				
<b>Office Equipment Other Than Fur-</b>					
niture .....	1,011.26	6.66	764.00	764.00	764.00
Clocks .....	\$ 100.00				
Flags and Standards.....	24.00				
Typewriters .....	510.00				
Water Coolers .....	130.00				
<b>Heat, Cold and Mechanical Power</b>					
Transmission Equipment.....	489.39	59.97	446.00	500.00	200.00
Electric Fans and Stoves.....	\$500.00				
<b>Picture Taking and Exhibiting</b>					
Equipment .....	34.00	37.00	37.00	75.00	75.00
X-Ray Illuminators .....	\$ 75.00				
<b>TOTAL CAPITAL OUTLAY</b> .....	<b>\$ 12,790.58</b>	<b>\$ 4,231.86</b>	<b>\$ 16,647.00</b>	<b>\$ 40,559.00</b>	<b>\$ 15,230.00</b>
<b>TOTAL SUPERIOR COURT</b> .....	<b>\$ 844,656.99</b>	<b>\$ 461,652.20</b>	<b>\$ 641,793.90</b>	<b>\$ 827,300.28</b>	<b>\$ 766,290.64</b>

**GENERAL GOVERNMENT**

**Grand Jury**

**SPECIAL INVESTIGATIONS**

**APPROPRIATIONS \$29,320.00**

Classification	EXPENDITURES				
	Actual Prior Year 1932-33	Actual Current Year To 3-1-1934	Estimated Current Year 1933-34	Requested Fiscal Year 1934-35	Allowed Fiscal Year 1934-35
<b>MAINTENANCE AND OPERATION</b>					
<b>Personal Services Other Than Employees</b>					
Jury Fees and Mileage.....	\$ 10,119.34	\$ 6,719.73	\$ 7,000.00	\$ 10,000.00	\$ 10,000.00
Miscellaneous Services, N.O.C.....		6.95	7.00	250.00	250.00
Reporting and Transcribing.....	10,404.14		500.00	11,000.00	5,000.00
Witness Fees and Expense.....		403.30	500.00	800.00	800.00
<b>Services Other Than Personal</b>					
Auto Service.....	843.23	1,144.75	1,350.00	800.00	800.00
Expense, N.O.C.....	1,098.10		150.00	500.00	500.00
Postage .....	6.50	23.00	40.00	100.00	100.00
Telegraph and Telephone.....		8.50	20.00	200.00	200.00
Transportation, N.O.C.....				500.00	500.00
<b>Supplies</b>					
Handwriting Supplies.....				50.00	50.00
Miscellaneous, N.O.C.....		152.10	175.00	60.00	60.00
Other Office Supplies.....				80.00	80.00
Record Books, Papers, Forms and Covers .....				360.00	360.00
<b>Auditing</b>					
<b>Personal Services Other Than Em- ployees</b>					
Auditing County Departments.....	28,000.00	22,500.00	22,500.00	10,000.00	10,000.00
<b>TOTAL MAINTENANCE AND OPERATION .....</b>	<b>\$ 50,471.31</b>	<b>\$ 30,958.33</b>	<b>\$ 32,242.00</b>	<b>\$ 34,700.00</b>	<b>\$ 28,700.00</b>
<b>CAPITAL OUTLAY</b>					
<b>Equipment</b>					
Books .....	\$ 8.33	\$	\$ 10.00	\$	\$
Furniture and Furnishings.....	200.00	96.38	200.00	485.00	485.00
Tables .....	\$ 90.00				
Chairs .....	200.00				
Filing Cabinets.....	150.00				
Kardex .....	45.00				
<b>Heat, Cold and Mechanical Power</b>					
Transmission Equipment.....				45.00	45.00
Ventilating Fan .....	\$ 45.00				
<b>Office Equipment Other Than Fur- niture</b>					
Typewriter .....	\$ 90.00			90.00	90.00
<b>TOTAL CAPITAL OUTLAY .....</b>	<b>\$ 208.33</b>	<b>\$ 96.38</b>	<b>\$ 210.00</b>	<b>\$ 620.00</b>	<b>\$ 620.00</b>
<b>TOTAL GRAND JURY .....</b>	<b>\$ 50,679.64</b>	<b>\$ 31,054.71</b>	<b>\$ 32,452.00</b>	<b>\$ 35,320.00</b>	<b>\$ 29,320.00</b>

# County Clerk

CLERK OF THE SUPERIOR COURT  
 APPROPRIATIONS \$432,819.12

Classification	EXPENDITURES				Allowed Fiscal Year 1934-35
	Actual Prior Year 1932-33	Actual Current Year To 3-1-1934	Estimated Current Year 1933-34	Requested Fiscal Year 1934-35	
<b>SALARIES AND WAGES</b>					
<b>Title of Position</b>	<b>Rate of Pay</b>				
	<b>A</b>	<b>B</b>	<b>C</b>		
1 County Clerk.....per annum	\$ 7,200	\$ 7,200	\$ 7,200	\$	5,824.80
1 Chief Clerk, Civil Division and Chief Deputy.....	275	300	325		3,350.16
1 Chief Clerk, Probate Division....	275	300	325		3,350.16
1 Chief Clerk, Accounting Division .....	225	250	275		2,999.76
1 Chief Clerk, Criminal Division....	225	235	250		2,454.36
1 Chief Clerk, Appellate Division..	225	225	225		2,454.36
1 Head Judgment Clerk .....	200	210	225		2,454.36
1 Head Probate Decree Clerk .....	200	210	225		2,454.36
1 Chief Marriage License Clerk.....	175	180	190		2,072.52
1 Head Civil Clerk.....	175	180	190		1,908.96
1 Chief Corporation Clerk.....	165	175	185		1,908.96
1 Head Criminal Clerk.....	165	175	185		1,614.36
1 Chief Clerk, Long Beach Division .....	250	250	250		2,727.00
1 Probate Clerk .....	165	170	175		1,908.96
1 Probate Decree Clerk.....	165	170	175		1,908.96
1 Head Index Clerk.....	165	170	175		1,908.96
1 Judgment Clerk.....	165	170	175		1,799.88
1 Default Judgment Clerk.....	165	170	175		1,799.88
1 Chief Clerk, Psychopathic Division .....	225	225	225		2,454.36
1 Sr. Clerk.....	145	150	155		1,690.80
1 Divorce Clerk.....	165	170	175		1,854.36
52 Court Clerks.....	225	225	225		122,675.74
1 Asst. Cashier and Bookkeeper....	165	170	175		
1 Transcript Overseer .....	175	180	185		2,018.04
2 Stenographic Secretaries, Grade III .....	150	160	170		3,708.72
3 Calendar Clerks.....	155	160	165		5,399.64
1 Deputy Clerk (Pasadena).....	155	160	165		1,690.80
1 Audit Clerk .....	155	160	165		1,799.88
1 Floorwoman .....	155	160	165		1,799.88
1 Judgment Clerk.....	155	160	165		1,799.88
1 Probate Transcript Overseer.....	150	155	160		1,745.28
1 Minute and Order Clerk (Criminal) .....	160	165	170		1,854.36
1 Minute and Order Clerk (Civil)..	150	155	160		1,745.28
1 Minute and Order Clerk (Juvenile) .....	140	145	150 (a)		1,745.28
3 Asst. Judgment Clerks.....	145	150	155		4,799.64
1 Civil Clerk .....	165	170	175		1,799.88
3 File Clerks .....	145	150	155		4,854.24
5 Asst. Probate Decree Clerks.....	145	150	155		8,399.40
1 Divorce Calendar Clerk.....	145	150	155		1,690.80
13 Entry Clerks .....	145	150	155		21,489.48

**GENERAL GOVERNMENT**

**COUNTY CLERK—Continued**

Classification	EXPENDITURES				Allowed Fiscal Year 1934-35	
	Actual Prior Year 1932-33	Actual Current Year To 3-1-1934	Estimated Current Year 1933-34	Requested Fiscal Year 1934-35		
<b>SALARIES AND WAGES—Continued</b>						
<b>Title of Position</b>			<b>Rate of Pay</b>			
			<b>A</b>	<b>B</b>	<b>C</b>	
1 Corporation Clerk.....		\$ 150	\$ 155	\$ 160	\$ 1,636.20	
1 Marriage License Clerk.....		145	150	155	1,690.80	
12 Clerks (Male), Grade III.....		130	135	140	17,016.48	
3 Clerks (Female), Grade III.....		130	135	140	4,472.40	
31 Typist-Clerks, Grade III.....		130	135	140	43,468.80	
1 Stenographic Secretary, Grade I.....		140	145	150	1,636.20	
7 Clerks (Male), Grade II.....		115	120	125	7,535.94	
5 Clerks (Male), Grade I.....		100	105	110	5,454.00	
36 Typist-Clerks, Grade II.....		115	120	125 (b)	43,633.08	
16 Typist-Clerks, Grade I.....		100	105	110	10,908.00	
15 Messengers (Male).....		75	80	85	12,326.88	
1 Additional Court Clerk for each extra session Court, when needed.....		225	225	225		
1 Interpreter's Clerk.....		145	150	155	1,581.72	
5 Interpreters.....		165	170	175 (c)	9,708.24	
1 Interpreter, Night Court.....		165	170	175	1,799.88	
6 Interpreters, as needed, per day.....		6.00	6.00	6.00	6,500.00	
1300 Deputies, who shall serve with- out compensation.						
(a) Group D—\$150-155-160, as case may be.						
(b) Group D—\$130-135-140, as case may be.						
(c) Group D—\$180-190-200, as case may be.						
<b>TOTAL SALARIES AND WAGES....</b>	<b>\$ 435,490.28</b>	<b>\$ 278,309.36</b>	<b>\$ 420,308.37</b>	<b>\$ 419,226.68</b>	<b>\$ 411,285.12</b>	

**MAINTENANCE AND OPERATION**

**Services Other Than Personal**

Binding and Book Repairing.....	\$ 442.58	\$ 331.87	\$ 650.00	\$ 500.00	\$ 500.00
Cartage.....	2.71		2.00	3.00	3.00
Express.....	73.65	19.57	45.00	50.00	50.00
Miscellaneous Services, N.O.C.....	837.49	25.03	70.00	80.00	80.00
Postage.....	2,560.74	963.81	2,000.00	1,800.00	1,800.00
Printing and Other Reproductive Services.....	181.33	6.00	100.00	200.00	200.00
Repairs and Maintenance, Tools, Devices and Equipment.....	992.62	589.84	1,250.00	1,400.00	1,400.00
Telegraph.....	4.34	4.56	8.00	5.00	5.00
Transportation, Local.....	422.30	242.00	455.00	450.00	450.00
Auto Service.....		11.00	18.00	15.00	15.00
Auto Mileage.....			40.00	100.00	100.00
Meals and Lodging.....			30.00	30.00	30.00
<b>Supplies</b>					
Office Supplies, N.O.C.....	1,396.43	888.32	1,400.00	1,450.00	1,450.00
Record Books, Papers, Forms and Covers.....	12,569.71	5,690.56	11,000.00	11,000.00	11,000.00

**LOS ANGELES COUNTY BUDGET—1934-35**

**COUNTY CLERK—Continued**

Classification	EXPENDITURES				
	Actual Prior Year 1932-33	Actual Current Year To 3-1-1934	Estimated Current Year 1933-34	Requested Fiscal Year 1934-35	Allowed Fiscal Year 1934-35
<b>MAINTENANCE AND OPERATION—Continued</b>					
<b>Supplies—Continued</b>					
Writing Supplies.....	\$ 1,234.05	\$ 593.94	\$ 1,100.00	\$ 1,150.00	\$ 1,150.00
<b>Contributions, Awards and Fixed Obligations</b>					
Rent .....		11.00	11.00	11.00	11.00
<b>TOTAL MAINTENANCE AND OPERATION .....</b>	<b>\$ 20,717.95</b>	<b>\$ 9,377.50</b>	<b>\$ 18,179.00</b>	<b>\$ 18,244.00</b>	<b>\$ 18,244.00</b>
<b>CAPITAL OUTLAY</b>					
<b>Equipment</b>					
Books .....	\$ 84.04	\$	\$ 88.00	\$ 20.00	\$ 20.00
Furniture and Furnishings .....	6,218.27		60.00	3,925.00	2,220.00
Desks .....	\$ 75.00				
Filing Cases.....	3,850.00				
<b>Heat, Cold and Mechanical Power</b>					
Transmission Equipment.....	49.70	22.51	23.00		
Office Equipment Other Than Furniture .....	692.86	212.46	884.00	1,050.00	1,050.00
No. Machines.....	\$ 30.00				
Typewriters .....	1,020.00				
<b>TOTAL CAPITAL OUTLAY.....</b>	<b>\$ 7,044.87</b>	<b>\$ 234.97</b>	<b>\$ 1,055.00</b>	<b>\$ 4,995.00</b>	<b>\$ 3,290.00</b>
<b>TOTAL COUNTY CLERK.....</b>	<b>\$ 463,253.10</b>	<b>\$ 287,921.93</b>	<b>\$ 439,542.37</b>	<b>\$ 442,465.68</b>	<b>\$ 432,819.12</b>

**GENERAL GOVERNMENT**

**Coroner**

**HOLDING INQUESTS AND POST-MORTEMS**

**APPROPRIATIONS \$107,996.32**

Classification	EXPENDITURES				
	Actual Prior Year 1932-33	Actual Current Year To 3-1-1934	Estimated Current Year 1933-34	Requested Fiscal Year 1934-35	Allowed Fiscal Year 1934-35
<b>SALARIES AND WAGES</b>					
<b>Title of Position</b>	<b>Rate of Pay</b>				
	<b>A</b>	<b>B</b>	<b>C</b>		
1 Coroner.....per Annum	\$7,200	\$7,200	\$7,200	\$	5,824.80
1 Chief Deputy.....	300	325	350		3,607.80
1 Asst. Chief Deputy.....	200	210	225		2,454.36
2 Inquest Deputies.....	200	210	225		4,745.04
1 Chief Clerk.....	180	190	200		2,181.60
7 Office Deputies.....	165	170	175		13,089.96
1 Inquest Clerk.....	165	170	175		1,854.36
3 Stenographic Reporters.....	190	195	200		6,381.24
1 Stenographic Secretary, Grade I.....	140	145	150		1,527.12
2 Dictating Machine Operators.....	115	120	125 (a)		2,999.76
1 Typist-Clerk, Grade II.....	115	120	125		1,254.48
1 Chief Autopsy Surgeon.....	500	500	500		5,154.00
2 Autopsy Surgeons.....	400	400	400		8,246.40
1 Assistant to Autopsy Surgeons..	200	210	225		2,290.68
1 Chief Embalmer (Male).....	200	210	225		2,454.36
4 Embalmers.....	180	190	200		8,399.16
9 Mortuary Attendants (Male)....	150	155	160		15,489.48
1 Mortuary Attendant (Female)..	135	140	145		1,581.72
(a) Group D—\$130-135-140, as case may be.					
<b>TOTAL SALARIES AND WAGES...\$</b>	<b>88,511.58</b>	<b>\$ 59,015.98</b>	<b>\$ 88,281.84</b>	<b>\$ 90,954.36</b>	<b>\$ 89,536.32</b>

**MAINTENANCE AND OPERATION**

**Personal Services Other Than Employees**

Interpreting.....\$	30.00	\$	10.00	\$	30.00	\$	30.00	\$	30.00
Witness Fees and Expense.....	140.40		99.20		200.00		200.00		200.00

**Services Other Than Personal**

Auto Mileage Allowance.....	1,265.40		720.08		1,400.00		1,400.00		1,400.00
Auto Service.....	1,777.53		841.86		2,000.00		2,000.00		2,000.00
Meals and Lodging.....					30.00		30.00		30.00
Miscellaneous Services, N.O.C.....	658.37		226.24		500.00		500.00		500.00
Postage.....	176.00		109.00		200.00		200.00		200.00
Repairs and Maintenance, Tools, Devices and Equipment.....	189.64		138.68		300.00		300.00		300.00
Telegraph.....	282.48		166.94		300.00		300.00		300.00
Testing and Analyzing.....	2,486.29		250.00		4,000.00		4,000.00		4,000.00
Transportation, Local.....	39.75		28.25		50.00		50.00		50.00
Transportation of Deceased Persons.....	330.00		183.50		300.00		300.00		300.00
Photographic Service.....					100.00		100.00		100.00

**LOS ANGELES COUNTY BUDGET—1934-35**

**CORONER—Continued**

Classification	EXPENDITURES				
	Actual Prior Year 1932-33	Actual Current Year To 3-1-1934	Estimated Current Year 1933-34	Requested Fiscal Year 1934-35	Allowed Fiscal Year 1934-35
<b>MAINTENANCE AND OPERATION—Continued</b>					
<b>Supplies</b>					
Embalming Supplies.....	\$ 8,034.38	\$ 4,208.41	\$ 7,000.00	\$ 7,000.00	\$ 7,000.00
Laboratory Supplies.....	488.58	123.59	200.00	200.00	200.00
Miscellaneous Supplies, N.O.C.....	391.35	148.20	200.00	200.00	200.00
Office Supplies, N.O.C.....	168.58	129.42	200.00	200.00	200.00
Record Books, Papers, Forms and Covers .....	1,112.95	594.53	1,200.00	1,200.00	1,200.00
Writing Supplies.....	30.02	28.68	50.00	50.00	50.00
<b>TOTAL MAINTENANCE AND OPERATION .....</b>	<b>\$ 17,601.72</b>	<b>\$ 8,006.58</b>	<b>\$ 18,260.00</b>	<b>\$ 18,260.00</b>	<b>\$ 18,260.00</b>
<b>CAPITAL OUTLAY</b>					
<b>Equipment</b>					
Books .....	\$ 17.16	\$	\$ 100.00	\$ 100.00	\$ 100.00
Medical, Surgical and Veterinary Equipment .....	12.25		100.00	100.00	100.00
Surgical Equipment N.O.C. ....	\$ 100.00				
Motor Vehieles .....	1,240.00				
Office Equipment Other Than Furniture .....	174.30				
<b>TOTAL CAPITAL OUTLAY.....</b>	<b>\$ 1,443.71</b>	<b>\$</b>	<b>\$ 200.00</b>	<b>\$ 200.00</b>	<b>\$ 200.00</b>
<b>TOTAL CORONER .....</b>	<b>\$ 107,557.01</b>	<b>\$ 67,022.56</b>	<b>\$ 106,741.84</b>	<b>\$ 109,414.36</b>	<b>\$ 107,996.32</b>

**GENERAL GOVERNMENT**

**Sheriff**

**EXECUTION OF COURT ORDERS AND APPREHENSION OF CRIMINALS**

**APPROPRIATIONS \$1,243,412.65**

Classification	EXPENDITURES				
	Actual Prior Year 1932-33	Actual Current Year To 3-1-1934	Estimated Current Year 1933-34	Requested Fiscal Year 1934-35	Allowed Fiscal Year 1934-35
<b>SALARIES AND WAGES</b>					
<b>Title of Position</b>	<b>Rate of Pay</b>				
	<b>A</b>	<b>B</b>	<b>C</b>		
<b>Administration Division</b>					
1 Sheriff.....per Annum	\$ 9,000	\$ 9,000	\$ 9,000		\$ 10,250.00
1 Undersheriff (Uncl.) .....	550	550	550		5,339.40
1 Statistician .....	225	235	250		2,563.44
1 Asst. Statistician.....	165	170	175		1,854.36
1 Pay Roll and Cost Deputy.....	180	190	200		2,181.60
1 Asst. Pay Roll and Cost Deputy..	165	165	165		1,799.88
3 Desk Clerks .....	165	170	175		5,508.72
1 Stenographic Secretary, Grade III .....	150	160	170		1,745.28
1 Property Clerk .....	145	150	155		1,581.72
1 Chauffeur .....	140	145	150		1,636.20
1 Typist-Clerk, Grade III.....	130	135	140		1,418.04
1 Stenographer (Male), Grade I..	115	120	125		1,254.48
1 Stenographer, Grade I.....	115	120	125		1,308.96
<b>Total Administration Division.....</b>					<b>\$ 38,442.08</b>
<b>Civil Division</b>					
1 Chief Civil Deputy.....	\$ 325	\$ 350	\$ 375		\$ 3,350.16
2 Asst. Chief Civil Deputies.....	200	210	225		4,745.04
1 Cashier .....	180	190	200 (a)		2,290.68
1 Chief Bookkeeper.....	180	190	200		1,963.44
1 Sales Deputy.....	180	190	200		1,963.44
1 Asst. Sales Deputy.....	165	170	175		1,854.36
5 Sr. Bookkeepers (Male).....	165	170	175		9,381.12
5 Desk Clerks.....	165	170	175		9,326.64
1 Return Clerk .....	165	170	175		1,908.96
1 Asst. Return Clerk.....	145	150	155		1,636.20
6 Stenographers, Grade I.....	115	120	125		8,126.76
1 Condemnation Process Server ...	175	185	200		2,181.60
16 Process Servers.....	155	160	165		28,197.84
1 Inspector-Inventory Deputy.....	175	180	190		1,908.96
1 Messenger (Male).....	100	100	100		1,090.80
<b>Total Civil Division .....</b>					<b>\$ 79,926.00</b>
<b>Criminal Division</b>					
1 Chief Criminal Deputy.....	\$ 400	\$ 400	\$ 400		\$ 4,123.20
12 Captains, Criminal Division.....	250	260	275		34,742.40
1 Captain, Aero Detail .....	250	260	275		2,727.00
9 Substation Captains.....	235	240	250		24,161.28
6 Lieutenants .....	235	235	235		15,380.64
72 Sr. Deputies Sheriff.....	200	210	225		173,004.12
91 Deputies Sheriff.....	175	180	190		184,563.84
65 Jr. Deputies Sheriff.....	165	170	175		119,718.96
1 Jr. Deputy Sheriff.....	165	170	175		1,799.88
6 Transportation Deputies Sheriff	200	210	225		14,726.16

**LOS ANGELES COUNTY BUDGET—1934-35**

**SHERIFF—Continued**

Classification	EXPENDITURES				
	Actual Prior Year 1932-33	Actual Current Year To 3-1-1934	Estimated Current Year 1933-34	Requested Fiscal Year 1934-35	Allowed Fiscal Year 1934-35
<b>SALARIES AND WAGES—Continued</b>					
<b>Title of Position</b>	<b>Rate of Pay</b>				
<b>Criminal Division—Continued</b>	<b>A</b>	<b>B</b>	<b>C</b>		
6 Women Deputies Sheriff.....	\$ 175	\$ 180	\$ 190		\$ 12,162.48
1 Property Custodian.....	180	190	200		2,181.60
1 Director, Main Office Bureau.....	200	210	225		2,454.36
1 Transportation Clerk.....	180	190	200		2,181.60
1 Statement Reporter.....	180	190	200		2,072.52
1 Personnel Clerk.....	165	170	175		1,854.36
11 Desk Clerks.....	165	170	175		20,616.60
27 Male Secretaries.....	145	150	160		45,105.12
12 Criminal Bailiffs.....	160	165	175 (b)		23,616.12
1 Civil Bailiff, Dept. Presiding Judge .....	175	180	185		1,908.96
2 Civil Bailiffs, Probate Dept. ....	150	155	160 (c)		3,272.40
1 Civil Bailiff, Domestic Relations Dept. ....	150	155	160		1,745.28
40 Civil Bailiffs.....	130	135	140 (d)		61,358.04
1 Additional Court Bailiff for each extra session Department Su- perior Court, as needed.....	130	135	140 (d)		8,508.24
12 Investigators, per day.....	7.00	7.00	7.00		23,823.07
12 Investigators, per day.....	6.00	6.00	6.00		20,419.78
11 Investigators, per day.....	5.00	5.00	5.00		15,598.44
500 Jr. Deputies Sheriff, per day.....	5.00	5.00	5.00		7,250.00
4200 Deputies who shall serve without compensation.					
9 Janitors, one-half time.....	50	50	50		4,908.60
<b>Total Criminal Division.....</b>					<b>\$ 835,985.05</b>
<b>Bureau of Records and Identification</b>					
1 Chief of Bureau of Records and Identification .....	\$ 325	\$ 350	\$ 375		\$ 3,350.16
1 Asst. Chief of Bureau of Records and Identification.....	225	235	250		2,454.36
1 Photographer .....	200	210	225		2,181.60
4 Asst. Photographers.....	160	165	175		7,308.48
1 Latent Finger Print Deputy.....	180	190	200		2,181.60
5 Sr. Finger Print Deputies.....	190	190	190		10,362.60
2 Finger Print Deputies.....	160	165	175		3,490.56
15 Desk Clerks.....	165	170	175		27,870.72
15 Male Secretaries.....	145	150	160		24,379.92
2 Stenographers (Male), Grade I....	115	120	125		2,508.96
1 Stenographer, Grade I.....	115	120	125		1,363.56
<b>Total Bureau of Records and Identification .....</b>					<b>\$ 87,452.52</b>
(a) Group D—\$200-210-225, as case may be.					
(b) Group D—\$175-180,190, as case may be.					
(c) Group D—\$165-170-175, as case may be.					
(d) Group D—\$140-145-150, as case may be.					
<b>TOTAL SALARIES AND WAGES.....</b>	<b>\$ 973,198.80</b>	<b>\$ 644,901.61</b>	<b>\$ 982,299.29</b>	<b>\$ 1,127,009.13</b>	<b>\$ 1,041,805.65</b>

**GENERAL GOVERNMENT**

**SHERIFF—Continued**

Classification	EXPENDITURES				
	Actual Prior Year 1932-33	Actual Current Year To 3-1-1934	Estimated Current Year 1933-34	Requested Fiscal Year 1934-35	Allowed Fiscal Year 1934-35
<b>MAINTENANCE AND OPERATION</b>					
<b>Personal Services Other Than Employees</b>					
Criminal Investigations.....	\$ 35,916.32	\$ 6,680.65	\$ 10,400.00	\$ 10,000.00	\$ 10,000.00
Expert Services.....	202.00	73.50	200.00	200.00	200.00
Sobriety Tests.....	675.00	325.00	500.00	500.00	500.00
<b>Services Other Than Personal</b>					
Ambulance Service.....	704.50	596.70	983.00	1,000.00	1,000.00
Auto Service.....	55,308.19	23,868.39	54,283.00	70,000.00	56,000.00
Auto Mileage Allowance.....	71,955.44	29,024.40	50,493.00	60,000.00	50,000.00
Cartage.....	40.14				
Electricity.....	2,790.43	1,303.16	2,234.00	2,500.00	2,500.00
Express.....	10.70	6.51	12.00	15.00	15.00
Freight.....	19.81				
Gas.....	651.67	294.26	451.00	500.00	500.00
Food and Lodging.....	785.55	534.45	916.00	1,000.00	1,000.00
Minor Installations and Changes...				250.00	250.00
Miscellaneous Services, N.O.C.....	1,082.32	256.57	500.00	250.00	250.00
Postage.....	5,145.33	2,483.16	4,509.00	5,000.00	4,500.00
Radio Broadcasts.....		1,347.00	2,517.00	3,000.00	3,000.00
Repairs to Equipment.....	522.86	286.67	446.00	700.00	500.00
Telegraph.....	2,045.10	741.05	1,200.00	1,200.00	1,200.00
Telephone.....	6,784.54	4,049.93	6,618.00	6,500.00	6,500.00
Teletype Service.....	14,556.31	8,597.54	14,594.00	14,642.00	14,642.00
Transportation, Local.....	4,958.41	2,643.34	5,160.00	5,000.00	5,000.00
Water.....	99.53	79.30	119.00	100.00	100.00
<b>Supplies</b>					
Ammunition and Explosives.....	1,004.16		500.00	2,000.00	1,500.00
Badges.....	1,920.54	769.37			
Lighting Supplies.....	620.11	275.39	400.00	200.00	200.00
Miscellaneous Supplies, N.O.C.....	1,310.98	510.72	750.00	1,500.00	1,500.00
Office Supplies, N.O.C.....	1,717.92	646.37	1,000.00	1,000.00	1,000.00
Photographic and Blue Printing...	2,671.57	848.70	1,853.00	2,000.00	2,000.00
Police Supplies, N.O.C.....	67.07				
Radio Supplies (Patrol Cars).....		174.19	425.00	1,500.00	1,500.00
Record Books, Papers, Forms and Covers.....	5,553.88	2,594.81	4,774.00	3,000.00	3,000.00
Writing Supplies.....	491.23	297.47	517.00	300.00	300.00
<b>Contributions, Awards and Fixed Obligations</b>					
Excise Tax.....	1.70	.06			
Rent—Sub-Stations.....	12,179.12	8,570.75	12,501.00	12,501.00	12,501.00
Rent of Equipment.....	435.00	315.00	540.00	540.00	540.00
Rent of P. O. Box.....	3.40	1.05			
<b>TOTAL MAINTENANCE AND OPERATION</b> .....	<b>\$ 232,230.83</b>	<b>\$ 98,195.46</b>	<b>\$ 179,395.00</b>	<b>\$ 206,898.00</b>	<b>\$ 181,698.00</b>
<b>CAPITAL OUTLAY</b>					
<b>Equipment</b>					
Books.....	\$ 122.52	\$	\$	\$ 8.00	\$ 8.00

**LOS ANGELES COUNTY BUDGET—1934-35**

**SHERIFF—Continued**

Classification	EXPENDITURES				
	Actual Prior Year 1932-33	Actual Current Year To 3-1-1934	Estimated Current Year 1933-34	Requested Fiscal Year 1934-35	Allowed Fiscal Year 1934-35
<b>CAPITAL OUTLAY—Continued</b>					
<b>Equipment—Continued</b>					
Heat, Cold, Mechanical Power					
Equipment .....	\$	\$	\$	\$ 50.00	\$ 50.00
Fans .....	\$ 50.00				
Furniture and Furnishings.....	45.00			3,711.00	2,661.00
Cabinets .....	\$3,711.00				
Floor Coverings.....				350.00	
Miscellaneous, N.O.C.....	22.26				
Motor Vehicles.....	1,471.50	9,072.68	9,073.00	19,988.00	16,800.00
Office Equipment Other Than Fur- niture .....	85.05			90.00	90.00
Typewriter .....	\$ 90.00				
Picture Taking and Exhibiting					
Equipment .....				300.00	300.00
Lenses .....	\$ 300.00				
Telegraph, Telephone and Other Signaling Apparatus.....		2,446.41	2,447.00		
<b>TOTAL CAPITAL OUTLAY.....</b>	<b>\$ 1,746.33</b>	<b>\$ 11,519.09</b>	<b>\$ 11,520.00</b>	<b>\$ 24,497.00</b>	<b>\$ 19,909.00</b>
<b>TOTAL SHERIFF.....</b>	<b>\$1,207,175.96</b>	<b>\$ 754,616.16</b>	<b>\$1,173,214.29</b>	<b>\$1,358,404.13</b>	<b>\$1,243,412.65</b>

**GENERAL GOVERNMENT**

**Marshal Municipal Court—City of Long Beach**

**EXECUTION OF COURT ORDERS**

**APPROPRIATIONS \$41,510.00**

Classification	EXPENDITURES				
	Actual Prior Year 1932-33	Actual Current Year To 3-1-1934	Estimated Current Year 1933-34	Requested Fiscal Year 1934-35	Allowed Fiscal Year 1934-35
<b>SALARIES AND WAGES</b>					
<b>Title of Position</b>	<b>Rate of Pay</b>				
	<b>A</b>	<b>B</b>	<b>C</b>		
1 Marshal .....	\$ 400	\$ 400	\$ 400		\$ 4,800.00
1 Asst. Marshal.....	300	300	300		3,600.00
1 Deputy Marshal-Secretary .....	150	150	150		
1 Chief Deputy Marshal—Civil.....	250	250	250		3,000.00
1 Asst. Chief Deputy Marshal— Civil .....	225	225	225		2,700.00
4 Deputies Marshal—Civil.....	200	200	200		7,200.00
3 Deputies Marshal—Civil .....	175	175	175		
1 Deputy Marshal-Bookkeeper .....	200	200	200		
1 Deputy Marshal-Counter and Return Clerk .....	175	175	175		
1 Deputy Marshal-Stenographer....	135	135	135		
1 Chief Deputy Marshal—Criminal	250	250	250		3,000.00
1 Asst. Chief Deputy Marshal— Criminal .....	225	225	225		2,700.00
2 Deputies Marshal—Criminal .....	200	200	200		
2 Deputies Marshal—Criminal .....	175	175	175		
5 Deputies Marshal...Bailiffs .....	175	175	175		10,500.00
1 Deputy Marshal—Record Clerk..	150	150	150		1,800.00
50 Deputies Marshal, as needed, per day .....	5.00	5.00	5.00		
<b>TOTAL SALARIES AND WAGES....</b>	<b>\$ 39,138.39</b>	<b>\$ 26,200.00</b>	<b>\$ 39,300.00</b>	<b>\$ 40,920.00</b>	<b>\$ 39,300.00</b>
<b>MAINTENANCE AND OPERATION</b>					
<b>Services Other Than Personal</b>					
Auto Mileage Allowance.....	\$ 1,746.52	\$ 911.72	\$ 1,625.00	\$ 2,000.00	\$ 1,750.00
Postage .....	70.00	53.00	75.00	100.00	100.00
Repairs and Maintenance, Tools, Devices and Equipment.....			10.00	25.00	25.00
Miscellaneous Services, N.O.C.....	3.62				
<b>Supplies</b>					
Miscellaneous Supplies.....				25.00	25.00
Office Supplies, N.O.C.....	19.28	20.98	25.00	50.00	50.00
Record Books, Papers, Forms and Covers .....	76.14	4.03	50.00	100.00	100.00
Writing Supplies .....	13.92	13.98	18.00	35.00	35.00
<b>TOTAL MAINTENANCE AND OPERATION .....</b>	<b>\$ 1,929.48</b>	<b>\$ 1,003.71</b>	<b>\$ 1,803.00</b>	<b>\$ 2,335.00</b>	<b>\$ 2,085.00</b>

**LOS ANGELES COUNTY BUDGET—1934-35**

**MARSHAL MUNICIPAL COURT—CITY OF LONG BEACH—Continued**

Classification	EXPENDITURES				
	Actual Prior Year 1932-33	Actual Current Year To 3-1-1934	Estimated Current Year 1933-34	Requested Fiscal Year 1934-35	Allowed Fiscal Year 1934-35
<b>CAPITAL OUTLAY</b>					
<b>Equipment</b>					
Furniture and Furnishings .....	\$	\$	\$	\$ 100.00	\$
Filing Cabinets .....	\$100.00				
Office Equipment Other Than Furniture .....				125.00	125.00
Time Clock .....	\$125.00				
<b>TOTAL CAPITAL OUTLAY .....</b>	<b>\$</b>	<b>\$</b>	<b>\$</b>	<b>\$ 225.00</b>	<b>\$ 125.00</b>
<b>TOTAL MARSHAL, MUNICIPAL COURT, LONG BEACH .....</b>	<b>\$ 41,067.87</b>	<b>\$ 27,203.71</b>	<b>\$ 41,103.00</b>	<b>\$ 43,480.00</b>	<b>\$ 41,510.00</b>

**GENERAL GOVERNMENT**

**Marshal Municipal Court—City of Los Angeles**

**EXECUTION OF COURT ORDERS**

APPROPRIATIONS \$140,934.00

Classification	EXPENDITURES					
	Actual Prior Year 1932-33	Actual Current Year To 3-1-1934	Estimated Current Year 1933-34	Requested Fiscal Year 1934-35	Allowed Fiscal Year 1934-35	
<b>SALARIES AND WAGES</b>						
<b>Title of Position</b>			<b>Rate of Pay</b>			
			<b>A</b>	<b>B</b>	<b>C</b>	
1 Marshal .....			\$ 500	\$ 500	\$ 500	\$ 5,400.00
1 Assistant Marshal.....			350	350	350	4,200.00
1 Chief Clerk.....			250	250	250	3,000.00
1 Chief Criminal Deputy.....			225	225	225	2,700.00
1 Chief Custodian.....			225	225	225	2,700.00
1 Head Bookkeeper.....			200	200	200	2,400.00
1 Cashier .....			200	200	200	2,400.00
2 Deputies Marshal.....			190	190	190	2,280.00
48 Deputies Marshal.....			175	175	175	81,900.00
1 Deputy Marshal.....			165	165	165	1,980.00
6 Deputies Marshal.....			150	150	150	10,800.00
6 Deputies Marshal.....			130	130	130	6,240.00
100 Deputies Marshal, as needed, per day .....			5.00	5.00	5.00	
<b>TOTAL SALARIES AND WAGES....</b>	\$ 126,395.16	\$ 83,598.81	\$ 126,200.00	\$ 126,000.00	\$ 126,000.00	
<b>MAINTENANCE AND OPERATION</b>						
<b>Services Other Than Personal</b>						
Auto Mileage Allowance.....	\$ 7,702.08	\$ 4,822.36	\$ 8,685.00	\$ 8,300.00	\$ 8,300.00	
Auto Service.....	3,314.38	1,640.36	3,150.00	3,150.00	3,150.00	
Binding and Book Repairing.....		3.89	10.00	10.00	10.00	
Food and Lodging (Jury).....	31.50	11.00	30.00	30.00	30.00	
Postage .....	611.00	238.00	500.00	500.00	500.00	
Repairs and Maintenance, Tools, Devices and Equipment.....	17.99	10.36	20.00	20.00	20.00	
Telephone .....	183.00	97.80	205.00	205.00	205.00	
Transportation, Local.....	514.34	299.38	510.00	510.00	510.00	
Miscellaneous Services.....	45.94	19.00	40.00	40.00	40.00	
<b>Supplies</b>						
Badges .....	16.17		15.00	15.00	15.00	
Office Supplies, N.O.C.....	103.75	21.52	50.00	50.00	50.00	
Record Books, Papers, Forms and Covers .....	605.26	266.02	650.00	650.00	650.00	
Writing Supplies .....	60.35	18.50	40.00	40.00	40.00	
Heat, Light and Power Supplies....		22.53	35.00	35.00	35.00	
<b>TOTAL MAINTENANCE AND OPERATION .....</b>	\$ 13,205.76	\$ 7,470.72	\$ 13,940.00	\$ 13,555.00	\$ 13,555.00	

**LOS ANGELES COUNTY BUDGET—1934-35**

**MARSHAL MUNICIPAL COURT—CITY OF LOS ANGELES—Continued**

Classification	EXPENDITURES				
	Actual Prior Year 1932-33	Actual Current Year To 3-1-1934	Estimated Current Year 1933-34	Requested Fiscal Year 1934-35	Allowed Fiscal Year 1934-35
<b>CAPITAL OUTLAY</b>					
Equipment					
Books .....	\$ 6.55	\$	\$	\$	\$
Furniture and Furnishings.....	121.85	16.86	17.00		
Motor Vehicles.....				1,664.00	1,379.00
Office Equipment Other Than Furniture .....				125.00	
Typewriter .....	\$125.00				
<b>TOTAL CAPITAL OUTLAY.....</b>	<b>\$ 128.40</b>	<b>\$ 16.86</b>	<b>\$ 17.00</b>	<b>\$ 1,789.00</b>	<b>\$ 1,379.00</b>
<b>TOTAL MARSHAL, MUNICIPAL COURT, LOS ANGELES .....</b>	<b>\$ 139,729.32</b>	<b>\$ 91,086.39</b>	<b>\$ 140,157.00</b>	<b>\$ 141,344.00</b>	<b>\$ 140,934.00</b>

GENERAL GOVERNMENT

Constabulary

EXECUTION OF COURT ORDERS AND APPREHENSION OF CRIMINALS

APPROPRIATIONS \$210,984.22

Classification	EXPENDITURES				
	Actual Prior Year 1932-33	Actual Current Year To 3-1-1934	Estimated Current Year 1933-34	Requested Fiscal Year 1934-35	Allowed Fiscal Year 1934-35
<b>SALARIES AND WAGES</b>					
<b>Title of Position</b>	<b>Rate of Pay</b>				
	<b>A</b>	<b>B</b>	<b>C</b>		
1 Superintendent of Constabulary	\$ 250	\$ 260	\$ 275	\$	2,999.76
1 Inspector of Constabulary.....	235	235	235		2,563.44
1 Constable, Alamitos Township....	5.00	5.00	5.00		54.60
1 Constable, Antelope Township....	175	175	175		1,908.96
5 Deputies Constable, Antelope Township .....	130	130	130		7,090.20
1 Constable, Arnaz Township.....	5.00	5.00	5.00		54.60
1 Constable, Azusa Township.....	165	165	165		1,799.88
2 Deputies Constable, Azusa Twp.	140	140	140		3,054.24
1 Constable, Belvedere Township..	175	175	175		1,908.96
1 Office Deputy Constable, Belve- dere Township .....	130	130	130		1,418.04
5 Deputies Constable, Belvedere Township .....	140	140	140		7,635.60
1 Constable, Beverly Hills Twp....	190	190	190		2,072.52
2 Deputies Constable, Beverly Hills Township .....	140	140	140		3,054.24
1 Constable, Bixby Township.....	5.00	5.00	5.00		54.60
1 Constable, Burbank Township....	150	150	150		1,636.20
1 Deputy Constable, Burbank Township .....	130	130	130		1,418.04
1 Constable, Calabasas Township..	150	150	150		1,636.20
2 Deputies Constable, Calabasas Township .....	140	140	140		3,054.24
1 Constable, Catalina Township....	130	130	130		1,418.04
1 Constable, Chavez Township.....	5.00	5.00	5.00		54.60
1 Constable, Compton Township....	165	165	165		1,799.88
3 Deputies Constable, Compton Township .....	140	140	140		4,581.36
1 Constable, Covina Township.....	175	175	175		1,908.96
2 Deputies Constable, Covina Twp.	140	140	140		3,054.24
1 Constable, Dominguez Township	140	140	140		1,527.12
1 Deputy Constable, Dominguez Township .....	130	130	130		1,418.04
1 Constable, Downey Township.....	160	160	160		1,745.28
1 Office Deputy Constable, Downey Township .....	130	130	130		1,418.04
2 Deputies Constable, Downey Township .....	140	140	140		3,054.24
1 Constable, El Monte Township..	165	165	165		1,799.88
3 Deputies Constable, El Monte Township .....	140	140	140		4,581.36
1 Constable, Fairmont Township..	150	150	150		1,636.20
1 Deputy Constable, Fairmont Township .....	130	130	130		1,418.04
1 Constable, Franklin Township....	5.00	5.00	5.00		54.60
1 Constable, Gardena Township....	165	165	165		1,799.88

LOS ANGELES COUNTY BUDGET—1934-35

CONSTABULARY—Continued

Classification	EXPENDITURES				
	Actual Prior Year 1932-33	Actual Current Year To 3-1-1934	Estimated Current Year 1933-34	Requested Fiscal Year 1934-35	Allowed Fiscal Year 1934-35
<b>SALARIES AND WAGES</b>					
<b>Title of Position</b>	<b>Rate of Pay</b>				
	<b>A</b>	<b>B</b>	<b>C</b>		
2 Deputies Constable, Gardena Township .....	140	140	140		3,054.24
1 Constable, Glendale Township....	190	190	190		2,072.52
1 Office Deputy Constable, Glendale Township.....	140	140	140		1,527.12
2 Deputies Constable, Glendale Township .....	140	140	140		3,054.24
1 Constable, Inglewood Township..	200	200	200		2,181.60
1 Office Deputy Constable, Inglewood Township .....	130	130	130		1,418.04
3 Deputies Constable, Inglewood Township .....	140	140	140		4,581.36
1 Constable, La Brea Township.....	5.00	5.00	5.00		54.60
1 Constable, La Crescenta Twp....	160	160	160		1,745.28
1 Deputy Constable, La Crescenta Township .....	140	140	140		1,527.12
1 Constable, La Rambla Twp.....	5.00	5.00	5.00		54.60
1 Constable, Lomita Township.....	160	160	160		1,745.28
1 Office Deputy Constable, Lomita Township .....	110	110	110		1,199.88
1 Deputy Constable, Lomita Twp.	140	140	140		1,527.12
1 Constable, Malibu Township.....	140	140	140		1,527.12
1 Constable, Monrovia Township..	175	175	175		1,908.96
1 Deputy Constable, Monrovia Township .....	140	140	140		1,527.12
1 Constable, Montebello Township	190	190	190		2,072.52
1 Office Deputy Constable, Montebello Township .....	130	130	130		1,418.04
2 Deputies Constable, Montebello Township .....	140	140	140		3,054.24
1 Constable, National Home Twp...	5.00	5.00	5.00		54.60
1 Constable, Norwalk Township....	160	160	160		1,745.28
1 Constable, Pasadena Township..	200	200	200		2,181.60
1 Office Deputy Constable, Pasadena Township .....	130	130	130		1,418.04
4 Deputies Constable, Pasadena Township .....	140	140	140		6,108.48
1 Constable, Redondo Township....	165	165	165		1,799.88
2 Deputies Constable, Redondo Township .....	140	140	140		3,054.24
1 Constable, Rowland Township....	160	160	160		1,745.28
2 Deputies Constable, Rowland Township .....	140	140	140		3,054.24
1 Constable, San Antonio Twp.....	200	200	200		2,181.60
1 Office Deputy Constable, San Antonio Township.....	130	130	130		1,418.04
4 Deputies Constable, San Antonio Township .....	140	140	140		6,108.48
1 Constable, San Dimas Township	140	140	140		1,527.12
1 Constable, San Fernando Twp...	130	130	130		1,418.04

**GENERAL GOVERNMENT**

**CONSTABULARY—Continued**

Classification	EXPENDITURES				
	Actual Prior Year 1932-33	Actual Current Year To 3-1-1934	Estimated Current Year 1933-34	Requested Fiscal Year 1934-35	Allowed Fiscal Year 1934-35
<b>SALARIES AND WAGES</b>					
<b>Title of Position</b>		<b>Rate of Pay</b>			
		<b>A</b>	<b>B</b>	<b>C</b>	
1 Constable, San Gabriel Twp.....		\$ 190	\$ 190	\$ 190	\$ 2,072.52
1 Office Deputy Constable, San Gabriel Township.....		130	130	130	1,418.04
1 Deputy Constable, San Gabriel Township .....		140	140	140	1,527.12
1 Constable, San Jose Township....		190	190	190	2,072.52
1 Office Deputy Constable, San Jose Township.....		130	130	130	1,418.04
2 Deputies Constable, San Jose Township .....		140	140	140	3,054.24
1 Constable, Santa Monica Twp....		190	190	190	2,072.52
1 Office Deputy Constable, Santa Monica Township .....		130	130	130	1,418.04
1 Constable, Signal Hill Township		150	150	150	1,636.20
1 Deputy Constable, Signal Hill Township .....		130	130	130	1,418.04
1 Constable, Soledad Township.....		175	175	175	1,908.96
2 Deputies Constable, Soledad Township .....		140	140	140	3,054.24
1 Constable, South Pasadena Twp.		150	150	150	1,636.20
1 Constable, Talamantes Township		5.00	5.00	5.00	54.60
1 Constable, Universal Township..		5.00	5.00	5.00	54.60
1 Constable, Venice Township.....		160	160	160	1,745.28
1 Deputy Constable, Venice Twp.		140	140	140	1,527.12
1 Constable, Whittier Township....					
1 Office Deputy Constable, Whittier Township.....		175	175	175	1,908.96
		130	130	130 (e)	1,527.12
3 Deputies Constable, Whittier		140	140	140	4,581.36
Deputies Constable—Emergency					1,363.50
(e) Group D—\$140					
<b>TOTAL SALARIES AND WAGES...</b>	\$ 232,394.35	\$ 152,957.39	\$ 234,196.52	\$ 185,219.22	\$ 185,219.22

**MAINTENANCE AND OPERATION**

**Personal Services Other Than Employees**

Expert Services, N.O.C.....	\$		\$ 4.05	\$ 15.00	\$ 50.00	\$ 50.00
Sobriety Test.....	325.50		66.50	250.00	250.00	250.00

**Services Other Than Personal**

Ambulance Service.....		10.00	50.00	50.00	50.00
Auto Mileage Allowance.....	21,302.84	11,165.60	18,825.00	18,670.00	18,670.00
Cartage .....	14.50				
Electricity .....	103.07	14.85	50.00	100.00	50.00
Food and Lodging.....	65.45	26.48	50.00	75.00	75.00
Gas .....	196.60	72.00	125.00	150.00	150.00
Maintenance of Court Rooms:					
El Monte.....	237.68	142.54	250.00	300.00	300.00
Inglewood .....	994.54	552.04	1,000.00	1,070.00	1,070.00
Lancaster .....	274.80	160.30	275.00	280.00	280.00
Montebello .....				300.00	300.00

**LOS ANGELES COUNTY BUDGET—1934-35**

**CONSTABULARY—Continued**

Classification	EXPENDITURES				
	Actual Prior Year 1932-33	Actual Current Year To 3-1-1934	Estimated Current Year 1933-34	Requested Fiscal Year 1934-35	Allowed Fiscal Year 1934-35
<b>MAINTENANCE AND OPERATION—Continued</b>					
<b>Services Other Than Personal—Continued</b>					
Miscellaneous Services, N.O.C.....\$	229.71	\$ 4.30	\$ 50.00	\$ 150.00	\$ 150.00
Postage .....	711.06	295.28	600.00	600.00	600.00
Repairs and Maintenance, Tools, Devices and Equipment.....	17.79	19.25	50.00	50.00	50.00
Telegraph .....	8.00	1.14	2.00		
Telephone .....	3,259.76	1,957.73	3,000.00	3,000.00	2,500.00
Transportation, Local.....	122.75	18.00	75.00	150.00	150.00
Water .....	39.31	22.68	40.00	40.00	40.00
<b>Supplies</b>					
Ammunition .....				450.00	200.00
Badges .....		30.01	50.00	50.00	
Lighting Supplies.....		42.38	75.00	75.00	75.00
Miscellaneous Supplies, N.O.C.....	216.73	12.54	100.00	100.00	100.00
Office Supplies, N.O.C.....	176.68	68.52	150.00	150.00	150.00
Record Books, Papers, Forms and Covers .....	368.89	263.42	400.00	400.00	400.00
Writing Supplies.....	102.56	44.20	100.00	100.00	100.00
<b>Contributions, Awards and Fixed Obligations</b>					
Rent—Post Office Box.....	4.00	3.00	5.00	5.00	5.00
<b>TOTAL MAINTENANCE AND OPERATION .....</b>	<b>\$ 28,772.22</b>	<b>\$ 14,996.81</b>	<b>\$ 25,587.00</b>	<b>\$ 26,615.00</b>	<b>\$ 25,765.00</b>
<b>TOTAL CONSTABULARY .....</b>	<b>\$ 261,166.57</b>	<b>\$ 167,954.20</b>	<b>\$ 259,783.52</b>	<b>\$ 211,834.22</b>	<b>\$ 210,984.22</b>

**GENERAL GOVERNMENT**

**General Government Buildings—Mechanical Dept.**

**HOUSING COUNTY DEPARTMENTS**

**APPROPRIATIONS \$301,011.60**

Classification	EXPENDITURES					
	Actual Prior Year 1932-33	Actual Current Year To 3-1-1934	Estimated Current Year 1933-34	Requested Fiscal Year 1934-35	Allowed Fiscal Year 1934-35	
<b>SALARIES AND WAGES</b>						
Title of Position			Rate of Pay			
			A	B	C	
1 Building Service Inspector.....			\$ 175	\$ 180	\$ 190	\$ 1,908.96
1 Chief Engineer (Operating), Hall of Records.....			185	190	200	2,181.60
3 Operating Engineers.....			160	170	175	5,399.52
1 Operating Engineer, Relief and Emergency .....			160	170	175	1,745.28
2 Engine Room Utility Men.....			125	130	135	2,836.20
1 Engine Room Utility Man, Re- lief and Emergency.....per day			5.00	5.00	5.00	1,305.00
1 Chief Watchman.....			160	160	160	1,745.28
21 Watchmen .....			125	125	125 (c)	32,069.52
23 Watchmen, as needed.....			125	125	125	38,406.12
2 Information Clerks.....			125	125	125	2,727.12
(c) Group D—\$140-140-140, as case may be.						
<b>TOTAL SALARIES AND WAGES....</b>	<b>\$ 83,321.42</b>	<b>\$ 55,618.20</b>	<b>\$ 84,874.44</b>	<b>\$ 90,324.60</b>	<b>\$ 90,324.60</b>	
<b>MAINTENANCE AND OPERATION</b>						
<b>Services Other Than Personal</b>						
Electricity for Light and Power....	\$ 46,975.00	\$ 29,508.77	\$ 48,000.00	\$ 48,000.00	\$ 48,000.00	
Gas for Household Purposes.....	8,243.19	2,320.98	2,400.00	1,200.00	1,200.00	
Gas for Fuel Engine Room.....	8,767.50	7,439.55	17,000.00	17,000.00	17,000.00	
Water .....	8,217.86	5,695.00	11,000.00	11,000.00	11,000.00	
Miscellaneous Services, N.O.C.....	2,433.71	317.03	1,630.00			
Repairs and Maintenance, Tools, Devices and Equipment.....	1,016.46	417.48	1,100.00	1,230.00	1,230.00	
Steam for Hosfield Building.....		950.85	1,000.00	1,630.00	1,630.00	
<b>Supplies</b>						
Fuel Oil.....			300.00	400.00	400.00	
Linoleum .....	1,064.21		1,000.00	1,000.00	1,000.00	
Mechanical and Plant Supplies.....	983.35	444.50	1,300.00	1,576.00	1,576.00	
Miscellaneous Supplies, N.O.C.....	233.56	84.21	200.00	200.00	200.00	
<b>Contributions, Awards and Fixed Obligations</b>						
Rent of Equipment.....	378.00	189.60	190.00			
<b>Total .....</b>	<b>\$ 78,312.84</b>	<b>\$ 47,367.97</b>	<b>\$ 85,120.00</b>	<b>\$ 83,236.00</b>	<b>\$ 83,236.00</b>	
<b>Maintenance of Buildings</b>						
<b>Ordinary Alterations Undistributed</b>						
Agricultural Building .....	\$ 3,307.16	\$ 1,296.20	\$ 3,000.00	\$ 3,000.00	\$ 3,000.00	
Braun Building.....	457.21	201.52	1,000.00	1,000.00	1,000.00	
Broadway Annex.....	2,259.06	1,240.15	2,000.00	2,000.00	2,000.00	
Court House.....	6,306.92	491.64	800.00	1,000.00	1,000.00	
Dante Hotel Building.....	469.35	204.81	500.00			
Hall of Justice.....	33,592.73	14,539.37	32,000.00	32,000.00	32,000.00	

LOS ANGELES COUNTY BUDGET—1934-35

GEN. GOV'T. BLDGS.—MECHANICAL DEPT.—Continued

Classification	EXPENDITURES				
	Actual Prior Year 1932-33	Actual Current Year To 3-1-1934	Estimated Current Year 1933-34	Requested Fiscal Year 1934-35	Allowed Fiscal Year 1934-35
<b>MAINTENANCE AND OPERATION—Continued</b>					
<b>Maintenance of Buildings—Continued</b>					
<b>Ordinary Alterations Undistributed—Continued</b>					
Hall of Records.....	\$ 37,523.91	\$ 18,148.66	\$ 28,000.00	\$ 28,000.00	\$ 28,000.00
Hosfield Building.....	4,354.58	2,056.55	3,200.00	3,200.00	3,000.00
Katz Building.....	782.37	1,861.18	3,500.00	3,500.00	3,500.00
Law Building.....	6,118.87	3,008.80	5,000.00	5,000.00	5,000.00
Miscellaneous Buildings.....	4,889.53	2,075.47	3,500.00	3,500.00	3,500.00
Municipal Courts Building.....	3,910.84	1,501.81	3,000.00	3,000.00	3,000.00
New High Street Buildings.....	975.28	217.11	500.00		
New High Street Annex.....	2,837.39	1,015.22	2,000.00	2,000.00	2,000.00
Standards Building.....	702.25	276.41	900.00	1,000.00	1,000.00
Motor Transit Bldg. (new garage)			500.00	1,000.00	1,000.00
<b>Total Ordinary Alterations Undistributed</b> .....	<b>\$ 108,487.45</b>	<b>\$ 48,134.90</b>	<b>\$ 89,400.00</b>	<b>\$ 89,200.00</b>	<b>\$ 89,000.00</b>
<b>Alterations Extraordinary</b>					
<b>Agricultural Building</b> .....	\$ 1,160.67	\$ 127.53	\$ 500.00	\$	\$
Scrape and Repaint Supply Tanks Paint Room on 5th Floor.....				200.00 45.00	200.00 45.00
<b>Broadway Annex</b> .....	226.28	49.83	200.00		
<b>Braun Building</b> .....	126.52	544.61	1,000.00		
Install Heating System.....				200.00	200.00
Remodel Plumbing System.....				300.00	300.00
Move Plumbing, Sheet Metal, Electric, Carpenter, Painter, and Furniture Repair Shop to New Quarters in Braun Building and Fixing Up Same.....				3,000.00	2,500.00
<b>Court House</b> .....	2,588.77	946.42	947.00		
Demolish Court House, Remodel Bridge and Repair Hall of Rec- ords in Connection Therewith....				47,900.00	
Move Ventilating Equipment From Court House to Connect- ing Bridge.....				1,300.00	
<b>Hall of Justice</b> .....	1,605.30	3,621.16	8,000.00		
Change Location of Door, 14th Floor, No. 1 Elevator Jail.....				60.00	60.00
Additional Row of Signal Buttons for Elevators.....				200.00	200.00
Cut New Door-way and Install Air Operated Door, 9th Floor, No. 1 Elevator Jail.....				425.00	425.00
Changes in Lighting Units, As- sessor's Office.....				2,100.00	2,100.00
Paint Hallway and Rooms 901- 903-905-907-909-911 and Stair- way .....				185.00	185.00
Paint Corridor on 3rd Floor and 3 Flights of Stair Walls.....				125.00	125.00
Paint Entire 4th Floor.....				1,350.00	1,350.00

**GENERAL GOVERNMENT**

**GEN. GOV'T. BLDGS.—MECHANICAL DEPT.—Continued**

Classification	EXPENDITURES				
	Actual Prior Year 1932-33	Actual Current Year To 3-1-1934	Estimated Current Year 1933-34	Requested Fiscal Year 1934-35	Allowed Fiscal Year 1934-35
<b>MAINTENANCE AND OPERATION—Continued</b>					
<b>Maintenance of Buildings—Continued</b>					
<b>Alterations Extraordinary—Continued</b>					
<b>Hall of Justice—Continued</b>					
Paint Entire 5th Floor.....\$	\$	\$	\$	1,250.00	\$ 1,250.00
Paint Rooms 620 to 671, 6th Floor				700.00	700.00
Paint Rooms 215-219-226-227-231- 250-252-258, Corridors and Stairways, 2nd Floor.....				485.00	485.00
Paint Coroner's Inquest Room, Private Office and Rooms 101- 106-107-108-112-114 .....				317.00	317.00
Paint Elevator Shafts.....				375.00	375.00
Repaint All Windows, Openings and Bars Above 8th Floor, Ex- terior of Building.....				700.00	700.00
Repaint All Windows on South and West Sides of Building, Be- low 9th Floor.....				565.00	565.00
Paint Telephone Exchange.....				275.00	275.00
Repairs to Roof and Penthouse....				400.00	400.00
Install Covers on Water Tanks, Roof—Hall of Justice.....				300.00	300.00
Replace 20 Pair Worn Out Basin Faucets .....				103.00	103.00
Replace 14 Worn Out Toilet Flush Valves .....				150.00	150.00
Install Wooden Platform Running in Front of House Tanks for Workmen to Stand on While Making Repairs to Valves on Tanks .....				50.00	50.00
Change Sewer Vent as Needed on Account of Back Pressure in Overloaded Pipe Lines.....				200.00	200.00
Install Metal Strainers on 3 Uri- nals, 15th Floor Jail.....				50.00	50.00
Replace Kitchen Grease Trap, Jail				375.00	375.00
Install 1 Eclipse H. P. Regulating Valve .....				100.00	100.00
Connect Basement Radiators to Main Riser in Health Depart- ment .....				200.00	200.00
Install 10-3/4" Steam Drip Traps....				130.00	130.00
Install Steam Line to Can Washer				200.00	200.00
Install 2 Pressure Reducing Valves .....				109.00	109.00
Renew Steam Line from Jail Kitchen to Basement.....				600.00	600.00
Renew H. P. Steam Line to Laun- dry, Jail.....				325.00	325.00
Point Terra Cotta.....				250.00	250.00

LOS ANGELES COUNTY BUDGET—1934-35

GEN. GOV'T. BLDGS.—MECHANICAL DEPT.—Continued

Classification	EXPENDITURES				
	Actual Prior Year 1932-33	Actual Current Year To 3-1-1934	Estimated Current Year 1933-34	Requested Fiscal Year 1934-35	Allowed Fiscal Year 1934-35
<b>MAINTENANCE AND OPERATION—Continued</b>					
<b>Maintenance of Buildings—Continued</b>					
<b>Alterations Extraordinary—Continued</b>					
Hall of Records.....	\$ 4,545.98	\$ 3,526.89	\$ 6,000.00	\$	\$
Move Vacuum Machine from Hall of Justice to Hall of Records and Install Vacuum Line.....				292.00	292.00
Resurface Elevator Pit and Floor- ing .....				200.00	200.00
Replace Distribution Panels.....				450.00	450.00
Renew Cables for Elevators.....				2,000.00	2,000.00
Replace Control Equipment No. 5 Elevator with New Equipment..				4,500.00	4,500.00
Repaint Walls of Law Library.....				475.00	475.00
Repaint Copying Division, Re- corder's Office.....				750.00	750.00
Repaint Boilers, Piping and Walls —Engine Room.....				350.00	350.00
Refinish Doors Leading to Corri- dors and Toilets Throughout Building .....				275.00	275.00
Refinish Southwest Wing 10th Floor—Civil Service Quarters...				400.00	400.00
Repairing Tile and Gutters.....				350.00	350.00
Remodel Door and Install New Hinges—Engine Room .....				150.00	150.00
Replace 6 Old Urinal Traps.....				60.00	60.00
Replace 6 Pair Basin Faucets.....				30.00	30.00
Replace 3 Main Valves for Hy- draulic Elevators .....				900.00	900.00
Renew Discharge Line From Ele- vator to Serge Tank.....				350.00	350.00
Alterations to Partitions in Sur- veyor's Office—7th Floor.....				500.00	500.00
Install Temperature Regulating Valve for Water Heater.....				40.00	40.00
Install Air Line From Hall of Rec- ords to Hall of Justice.....				125.00	125.00
Point Terra Cotta.....				350.00	350.00
Water Proof Tunnel Between Hall of Records and Hall of Justice				500.00	
<b>Hosfield Building</b> .....	260.41		500.00		
General Painting .....				150.00	150.00
Repair Roof and Flashings.....				600.00	150.00
Renew Sections of Old Hot Water Piping .....				150.00	150.00
<b>Katz Building</b> .....		1,023.47	1,500.00		
Paint Wooden Supply Tank and Pressure Tank.....				225.00	50.00
Paint Toilets .....				80.00	80.00
Install Tank Covers.....				100.00	100.00

**GENERAL GOVERNMENT**

**GEN. GOV'T. BLDGS.—MECHANICAL DEPT.—Continued**

Classification	EXPENDITURES				
	Actual Prior Year 1932-33	Actual Current Year To 3-1-1934	Estimated Current Year 1933-34	Requested Fiscal Year 1934-35	Allowed Fiscal Year 1934-35
<b>MAINTENANCE AND OPERATION—Continued</b>					
<b>Maintenance of Buildings—Continued</b>					
<b>Alterations Extraordinary—Continued</b>					
<b>Katz Building—Continued</b>					
Cover Hot Water Tank in Base- ment and Hot Water Piping on Ceilings .....	\$	\$	\$	\$ 140.00	\$ 140.00
Renew Sprinkler System.....				250.00	250.00
Insulate Hot Water Tank.....				60.00	60.00
<b>Klinker Building</b> .....	206.35	74.25	100.00		
<b>Law Building</b> .....	86.60		250.00		
Paint Rooms 501-507-508 Superin- tendent of Charites and All Public Toilets .....				400.00	
Wash and Touch Up All Corridors and Stairways.....				300.00	300.00
Replace 12 Flush Elbows on Toilets				25.00	25.00
<b>Motor Transit Building—New Gar- age</b>					
Paint 3 Floors Interior Building....				1,000.00	1,000.00
Fix Up Adjoining Vacant Lot.....				200.00	100.00
<b>Municipal Courts Building</b> .....	2,589.56		300.00		
Repaint Entire 1st Floor and Cor- ridors .....				300.00	300.00
Scrape and Paint Fire Escapes and Canopy Over Front Entrance.....				150.00	150.00
Scrape and Paint Tank on Roof....				50.00	50.00
Replace Old Hot Water Piping.....				40.00	40.00
<b>New High Street Annex</b>	252.17				
Miscellaneous Buildings.....	707.89	4,517.86	5,000.00		
<b>Total Alterations Extraordinary</b> .....	<b>\$ 14,356.50</b>	<b>\$ 14,432.02</b>	<b>\$ 24,297.00</b>	<b>\$ 82,866.00</b>	<b>\$ 31,541.00</b>
<b>Alterations Unforeseen</b> .....	\$	\$	\$	\$ 50,000.00	\$
<b>Total Maintenance of Buildings</b> .....	<b>\$ 122,843.95</b>	<b>\$ 62,566.92</b>	<b>\$ 113,697.00</b>	<b>\$ 222,066.00</b>	<b>\$ 120,541.00</b>
<b>TOTAL MAINTENANCE AND OPERATION</b> .....	<b>\$ 201,156.79</b>	<b>\$ 109,934.89</b>	<b>\$ 198,817.00</b>	<b>\$ 305,302.00</b>	<b>\$ 203,777.00</b>
<b>CAPITAL OUTLAY</b>					
<b>Equipment</b>					
Control Equipment No. 5 Elevator, Hall of Records.....	\$	\$	\$ 4,000.00	\$	\$
Drainage for Elevator Pits—Agri- cultural Building.....			170.00		
Electric Clocks.....		358.02	575.00		
Furniture and Furnishings.....				1,000.00	1,000.00
Venetian Blinds .....	\$1,000.00				

**LOS ANGELES COUNTY BUDGET—1934-35**

**GEN, GOV'T. BLDGS.—MECHANICAL DEPT.—Continued**

Classification	EXPENDITURES				
	Actual Prior Year 1932-33	Actual Current Year To 3-1-1934	Estimated Current Year 1933-34	Requested Fiscal Year 1934-35	Allowed Fiscal Year 1934-35
<b>CAPITAL OUTLAY—Continued</b>					
<b>Equipment—Continued</b>					
Measuring and Observing Equip- ment .....	\$	\$	\$	\$ 2,510.00	\$ 2,510.00
4 Flow Meters—Engine Room .....	\$1,300.00				
Sub Water Meters— Jail .....	660.00				
Sub Electric Meters— Jail .....	350.00				
Electric Clocks .....	200.00				
Power Temperature Regulator— Hall of Justice.....	102.90				
Pressure Regulator—Law Bldg.....			80.00		
Pumping and Air Compressing Equipment .....				700.00	700.00
1 8x12x12 Vacuum Pump—En- gine Room .....	\$ 400.00				
1 Sump Pump.....	300.00				
Refrigeration Equipment—Jail ....				2,700.00	2,700.00
Compressor .....	\$1,200.00				
2 Motors.....	400.00				
Brine Pump.....	400.00				
Automatic Control.....	300.00				
Installation .....	400.00				
Return Pump—Agricultural Bldg. Steam Driven Vacuum Heating Pump .....			350.00		
Sump Pump—Hall of Justice.....	147.00		420.00		
Water Turbine Boiler Tube Clean- er .....		97.38	125.00		
<b>Total Equipment.....</b>	<b>\$ 249.90</b>	<b>\$ 455.40</b>	<b>\$ 6,020.00</b>	<b>\$ 6,910.00</b>	<b>\$ 6,910.00</b>
<b>Structural and Non-Structural Improvements</b>					
<b>Katz Building</b>					
Recondition Elevator.....	\$	\$	\$	\$ 9,000.00	\$
<b>Total Structural and Non-Structural Improvements .....</b>	<b>\$</b>	<b>\$</b>	<b>\$</b>	<b>\$ 9,000.00</b>	<b>\$</b>
<b>TOTAL CAPITAL OUTLAY.....</b>	<b>\$ 249.90</b>	<b>\$ 455.40</b>	<b>\$ 6,020.00</b>	<b>\$ 15,910.00</b>	<b>\$ 6,910.00</b>
<b>TOTAL GENERAL GOVERNMENT BUILDINGS—MECHANICAL DEPARTMENT .....</b>	<b>\$ 284,728.11</b>	<b>\$ 166,008.49</b>	<b>\$ 289,711.44</b>	<b>\$ 411,536.60</b>	<b>\$ 301,011.60</b>

**GENERAL GOVERNMENT**

**General Government Buildings—Janitors**

**HOUSING COUNTY DEPARTMENTS**

**APPROPRIATIONS \$266,543.80**

Classification	EXPENDITURES					
	Actual Prior Year 1932-33	Actual Current Year To 3-1-1934	Estimated Current Year 1933-34	Requested Fiscal Year 1934-35	Allowed Fiscal Year 1934-35	
<b>SALARIES AND WAGES</b>						
Title of Position			Rate of Pay			
			A	B	C	
1 Superintendent of Janitor and Elevator Service.....		\$ 225	\$ 250	\$ 275		\$ 2,999.76
2 Assistant Chief Janitors.....		150	155	160		3,490.56
1 Typist-Clerk, Grade II.....		115	120	125		1,363.56
1 Chief Elevator Starter.....		150	150	150		1,636.20
3 Assistant Elevator Starters.....		130	135	140		4,581.36
1 Mail Messenger.....		125	130	135		1,472.64
7 Janitors .....		135	135	135		10,308.48
113 Janitors .....		120	125	130		157,348.56
6 Janitors, as needed.....		120	125	130		5,454.00
6 Janitresses .....		100	105	110		7,199.28
34 Elevator Operators.....		125	130	135		49,415.04
1 Messenger .....		90	95	100		1,090.80
1 Messenger .....		75	80	85		927.24
Janitors extra compensation for work in Board of Supervisors and Civil Service Commission....						327.24
Janitors extra compensation for work as truck drivers.....						109.08
<b>TOTAL SALARIES AND WAGES</b> .....	<b>\$ 256,390.30</b>	<b>\$ 165,494.06</b>	<b>\$ 247,723.80</b>	<b>\$ 247,887.48</b>	<b>\$ 247,723.80</b>	
<b>MAINTENANCE AND OPERATION</b>						
<b>Services Other Than Personal</b>						
Auto Service.....	\$ 483.87	\$ 157.82	\$ 200.00	\$ 200.00	\$ 100.00	\$ 100.00
Cleaning and Sanitation, N.O.C.....	40.60	1.50	5.00	50.00	50.00	50.00
Laundry and Towel Service.....	3,616.50	1,523.85	3,000.00	3,000.00	3,000.00	3,000.00
Repairs and Maintenance, Tools, Devices and Equipment.....	192.28	81.98	100.00	100.00	100.00	100.00
Waste Removal Service.....	914.19	350.00	720.00	720.00	720.00	720.00
Miscellaneous Services, N.O.C.....	264.73	.44	1.00	50.00	50.00	50.00
<b>Supplies</b>						
Ice .....	4,262.52	2,895.80	4,500.00	4,700.00	4,600.00	4,600.00
Janitor's Supplies.....	15,793.34	5,140.58	9,500.00	10,100.00	9,200.00	9,200.00
Pest Poisons and Exterminators....	233.63		100.00	100.00	100.00	100.00
Toweling .....	861.29	140.36	160.00	950.00	700.00	700.00
<b>TOTAL MAINTENANCE AND OPERATION</b> .....	<b>\$ 26,662.95</b>	<b>\$ 10,292.33</b>	<b>\$ 18,286.00</b>	<b>\$ 19,970.00</b>	<b>\$ 18,620.00</b>	

**LOS ANGELES COUNTY BUDGET—1934-35**

**GENERAL GOVERNMENT BUILDINGS—JANITORS—Continued**

Classification	EXPENDITURES				
	Actual Prior Year 1932-33	Actual Current Year To 3-1-1934	Estimated Current Year 1933-34	Requested Fiscal Year 1934-35	Allowed Fiscal Year 1934-35
<b>CAPITAL OUTLAY</b>					
<b>Equipment</b>					
Cleaning and Caretaking.....		\$	\$	\$ 200.00	\$ 200.00
Vacuum Cleaners.....	\$ 200.00				
Furniture and Furnishings.....	108.91	17.61	20.00		
Hand Conveyed Vehicles.....	43.10				
Motor Vehicles				800.00	
Truck .....	\$ 800.00				
<b>TOTAL CAPITAL OUTLAY.....</b>	<b>\$ 152.01</b>	<b>\$ 17.61</b>	<b>\$ 20.00</b>	<b>\$ 1,000.00</b>	<b>\$ 200.00</b>
<b>TOTAL GENERAL GOVERNMENT BUILDINGS—JANITORS .....</b>	<b>\$ 283,205.26</b>	<b>\$ 175,804.00</b>	<b>\$ 266,029.80</b>	<b>\$ 268,857.48</b>	<b>\$ 266,543.80</b>

**GENERAL GOVERNMENT**

**General Government Buildings—Forester**

**LANDSCAPING AND CARE OF GROUNDS**

APPROPRIATIONS \$10,691.20

Classification	EXPENDITURES					
	Actual Prior Year 1932-33	Actual Current Year To 3-1-1934	Estimated Current Year 1933-34	Requested Fiscal Year 1934-35	Allowed Fiscal Year 1934-35	
<b>SALARIES AND WAGES</b>						
Title of Position			Rate of Pay			
			A	B	C	
1 Head Gardener.....			\$ 140	\$ 145	\$ 150	\$ 1,636.20
1 Foreman .....per day			6.00	6.00	6.00	1,560.00
1 Gardener Helper.....per day			4.75	4.75	4.75	} 7,280.00
4 Laborers .....per day			4.50	4.50	4.50	
8 Laborers .....per day			4.00	4.00	4.00	
<b>TOTAL SALARIES AND WAGES</b> .....	\$ 2,231.82	\$ 1,648.84	\$ 1,636.20	\$ 10,476.20	\$ 10,476.20	
<b>MAINTENANCE AND OPERATION</b>						
<b>Services Other Than Personal</b>						
Express, Freight and Cartage.....	\$ 3.94	\$ 2.81	\$ 5.00	\$ 5.00	\$ 5.00	
Miscellaneous Services, N.O.C.....			10.00	10.00	10.00	
Repairs and Maintenance, Tools, Devices and Equipment.....	2.50		25.00	25.00	25.00	
<b>Supplies</b>						
Gardeners and Agricultural.....	199.56	6.00	150.00	150.00	150.00	
Miscellaneous Supplies, N.O.C.....	4.17		25.00	25.00	25.00	
<b>TOTAL MAINTENANCE AND OPERATION</b> .....	\$ 210.17	\$ 8.81	\$ 215.00	\$ 215.00	\$ 215.00	
<b>TOTAL GENERAL GOVERNMENT BUILDINGS—FORESTER</b> .....	\$ 2,441.99	\$ 1,657.65	\$ 1,851.20	\$ 10,691.20	\$ 10,691.20	

## General Government Buildings—Supervisors

### HOUSING COUNTY DEPARTMENTS

APPROPRIATIONS \$372,282.00

Classification	EXPENDITURES				
	Actual Prior Year 1932-33	Actual Current-Year To 3-1-1934	Estimated Current Year 1933-34	Requested Fiscal Year 1934-35	Allowed Fiscal Year 1934-35
<b>MAINTENANCE AND OPERATION</b>					
<b>Services Other Than Personal</b>					
Miscellaneous Services, N.O.C..... \$	2,370.55	\$ 1,458.99	\$ 5,400.00	\$ 5,400.00	\$ 5,400.00
<b>Contributions, Awards and Fixed Obligations</b>					
Rent of County Offices:					
City Hall.....	39,136.10	110,426.53	141,354.00	108,260.00	108,260.00
Long Beach.....	70,924.05	47,146.00	70,494.00	70,494.00	70,494.00
San Pedro.....	2,259.90		2,260.00	2,260.00	2,260.00
Various.....	169,321.14	123,893.61	136,994.00	171,000.00	171,000.00
Taxes.....	2,687.43	2,533.85	5,068.00	5,068.00	5,068.00
State Building.....		7,392.78	7,393.00	4,800.00	4,800.00
<b>TOTAL MAINTENANCE AND OPERATION</b> .....	<b>\$ 286,699.17</b>	<b>\$ 292,851.76</b>	<b>\$ 368,963.00</b>	<b>\$ 367,282.00</b>	<b>\$ 367,282.00</b>
<b>CAPITAL OUTLAY</b>					
<b>Equipment</b>					
Furniture and Equipment for Branch County Offices..... \$		\$		\$ 5,000.00	\$ 5,000.00
<b>TOTAL GENERAL GOVERNMENT BUILDINGS—SUPERVISORS</b> .....	<b>\$ 286,699.17</b>	<b>\$ 292,851.76</b>	<b>\$ 368,963.00</b>	<b>\$ 372,282.00</b>	<b>\$ 372,282.00</b>


GENERAL GOVERNMENT

---

## Library-Court Room, Lancaster


APPROPRIATION \$318.00

Classification	EXPENDITURES				
	Actual Prior Year 1932-33	Actual Current Year To 3-1-1934	Estimated Current Year 1933-34	Requested Fiscal Year 1934-35	Allowed Fiscal Year 1934-35
<b>MAINTENANCE AND OPERATION</b>					
<b>Services Other Than Personal</b>					
Maintenance of Buildings and Grounds .....	137.40	74.70	100.00	300.00	300.00
Water .....	18.00	10.50	18.00	18.00	18.00
<b>TOTAL LIBRARY-COURT ROOM, LANCASTER .....</b>	<b>155.40</b>	<b>85.20</b>	<b>118.00</b>	<b>318.00</b>	<b>318.00</b>



# Protection to Person and Property

Total Appropriations .....\$1,231,481.50



PROTECTION TO PERSON AND PROPERTY

Recorder

RECORDING DOCUMENTS FOR PUBLIC RECORD

APPROPRIATIONS \$394,484.20

Classification	EXPENDITURES				
	Actual Prior Year 1932-33	Actual Current Year To 3-1-1934	Estimated Current Year 1933-34	Requested Fiscal Year 1934-35	Allowed Fiscal Year 1934-35
<b>SALARIES AND WAGES</b>					
<b>Title of Position</b>	<b>Rate of Pay</b>				
	<b>A</b>	<b>B</b>	<b>C</b>		
1 Recorder .....per annum	\$7,200	\$7,200	\$7,200	\$	5,824.80
1 Chief Deputy.....	300	325	350		3,607.80
1 Asst. Chief Deputy (Male).....	275	285	300		3,092.40
3 Estimating and Receiving Clerks (Male) .....	200	210	225		7,363.08
1 Chief Floorman (Male).....	200	210	225		2,290.68
4 Floormen .....	165	170	175		7,635.84
7 Asst. Floormen.....	145	150	155		11,497.44
1 Superintendent, Indexing and Paging Division .....	225	235	250		2,727.00
3 Paging Clerks.....	150	155	160		5,235.84
21 Indexers .....	145	150	155		35,506.80
4 Index Clerks .....	145	150	155		6,763.20
1 Stenographic Secretary, Gr. IV	175	180	185		1,908.96
1 Mailing Clerk.....	145	150	155		1,690.80
1 Asst. Mailing Clerk.....	130	135	140		1,472.64
1 Jr. Bookkeeper.....	130	135	140 (a)		1,690.80
2 Sr. Clerks.....	145	150	155		3,381.60
1 Clerk (Male), Grade III.....	130	135	140		1,527.12
1 Stenographer, Grade II.....	130	135	140		1,527.12
1 Messenger .....	75	80	85		818.16
1 Supt. Copying and Comparing Division .....	225	235	250		2,727.00
1 Asst. Supt., Copying and Com- paring Division .....	165	170	175		1,908.96
56 Comparers .....	145	155	165		100,324.20
1 Comparer's Checker .....	145	155	165		1,799.88
1 Form Clerk .....	145	155	165		1,799.88
1 Clerk (Male), Grade II.....	115	120	125		1,308.96
2 Clerks (Male), Grade I.....	100	105	110		1,090.80
185 Copyists as needed at 5½ cents per folio and vacation not to ex- ceed \$60.00 or 4% of previous year's earnings .....					160,875.44
13 Deputies without Compensation (a) Group D—\$145-150-155 as case may be.					
<b>TOTAL SALARIES AND WAGES...</b>	<b>\$ 364,297.82</b>	<b>\$ 232,498.75</b>	<b>\$ 365,229.63</b>	<b>\$ 383,212.50</b>	<b>\$ 377,397.20</b>

**LOS ANGELES COUNTY BUDGET—1934-35**

**RECORDER—Continued**

Classification	EXPENDITURES				
	Actual Prior Year 1932-33	Actual Current Year To 3-1-1934	Estimated Current Year 1933-34	Requested Fiscal Year 1934-35	Allowed Fiscal Year 1934-35
<b>MAINTENANCE AND OPERATION</b>					
<b>Services Other Than Personal</b>					
Binding and Book Repairing.....\$	357.50	\$ 112.59	\$ 300.00	\$ 300.00	\$ 300.00
Express .....	1.74	4.78	5.00	2.00	2.00
Miscellaneous Services, N.O.C.....	1,467.11	1.50	40.00	40.00	40.00
Postage .....	6,878.79	3,285.33	6,000.00	7,000.00	7,000.00
Repairs and Maintenance, Tools, Devices and Equipment.....	79.28	423.01	1,300.00	1,300.00	1,300.00
Telegraph .....	2.46		5.00	5.00	5.00
Telephone .....			5.00	5.00	5.00
Printing and Other Reproductive Services .....		250.41	550.00	615.00	615.00
<b>Supplies</b>					
Maps and Blueprints.....		36.49	90.00	125.00	125.00
Office Supplies, N.O.C.....	736.21	570.74	1,000.00	1,000.00	1,000.00
Record Books, Papers, Forms and Covers .....	4,863.42	2,589.94	5,400.00	5,400.00	5,400.00
Writing Supplies .....	416.11	227.71	400.00	500.00	500.00
Typewriter Ribbons .....	398.95	219.10	375.00	520.00	520.00
<b>TOTAL MAINTENANCE AND OPERATION .....</b>	<b>\$ 15,201.57</b>	<b>\$ 7,721.51</b>	<b>\$ 15,470.00</b>	<b>\$ 16,812.00</b>	<b>\$ 16,812.00</b>
<b>CAPITAL OUTLAY</b>					
<b>Equipment</b>					
Books .....	6.45	\$	\$ 8.00	\$ 10.00	\$ 10.00
Furniture and Furnishings: Filing Cases .....	11.00			90.00	90.00
				\$ 90.00	
Office Equipment Other Than Furniture: Typewriter .....	13.23	182.65	226.00	175.00	175.00
Erasing Machine .....					\$100.00
Stapling Machine .....					30.00
Numbering Machine .....					20.00
					25.00
<b>TOTAL CAPITAL OUTLAY.....</b>	<b>\$ 30.68</b>	<b>\$ 182.65</b>	<b>\$ 234.00</b>	<b>\$ 275.00</b>	<b>\$ 275.00</b>
<b>TOTAL RECORDER .....</b>	<b>\$ 379,530.07</b>	<b>\$ 240,402.91</b>	<b>\$ 380,933.63</b>	<b>\$ 400,299.50</b>	<b>\$ 394,484.20</b>

**PROTECTION TO PERSON AND PROPERTY**

**Registrar of Titles**  
**REGISTERING AND CERTIFYING LAND TITLES**  
**APPROPRIATIONS \$36,201.44**

Classification	EXPENDITURES				
	Actual Prior Year 1932-33	Actual Current Year To 3-1-1934	Estimated Current Year 1933-34	Requested Fiscal Year 1934-35	Allowed Fiscal Year 1934-35
<b>SALARIES AND WAGES</b>					
<b>Title of Position</b>			<b>Rate of Pay</b>		
			<b>A      B      C</b>		
1 Supt., Land Registration Division .....		\$ 250	\$ 275	\$ 300	\$ 3,092.40
1 Asst. Superintendent .....		200	210	225	2,454.36
1 Correspondence and Counter Clerk .....		180	190	200	2,072.52
2 Examiners of Documents.....		165	170	175	3,817.92
2 Indexers .....		145	150	155	3,381.60
4 Comparers .....		145	155	165	7,199.52
1 Cancellation Clerk.....		145	155	165	1,799.88
3 Certificate Writers .....		140	145	150	4,854.12
1 Clerk, Grade III.....		130	135	140	1,527.12
1 Typist-Clerk, Grade II.....		115	120	125 (b)	1,472.64
1 Clerk (Male), Grade II.....		115	120	125	1,308.96
1 Clerk (Male), Grade I.....		100	105	110	1,145.40
(b) Group D—\$130-135-140, as case may be.					
<b>TOTAL SALARIES AND WAGES.....</b>	<b>\$ 33,037.66</b>	<b>\$ 22,225.10</b>	<b>\$ 34,126.44</b>	<b>\$ 34,126.44</b>	<b>\$ 34,126.44</b>
<b>MAINTENANCE AND OPERATION</b>					
<b>Services Other Than Personal</b>					
Postage .....	\$ 493.60	\$ 543.54	\$ 685.00	\$ 700.00	\$ 700.00
Binding .....				25.00	25.00
Repairs and Maintenance, Tools, Devices and Equipment.....	19.03	4.21	18.00	30.00	30.00
<b>Supplies</b>					
Office Supplies, N.O.C.....	86.21	49.56	140.00	160.00	160.00
Record Books, Papers, Forms and Covers .....	1,284.04	111.58	580.00	700.00	700.00
Writing Supplies and Typewriter Ribbons .....	64.38	29.53	50.00	60.00	60.00
<b>TOTAL MAINTENANCE AND OPERATION .....</b>	<b>\$ 1,947.26</b>	<b>\$ 738.42</b>	<b>\$ 1,473.00</b>	<b>\$ 1,675.00</b>	<b>\$ 1,675.00</b>
<b>CAPITAL OUTLAY</b>					
<b>Equipment</b>					
Office Equipment Other Than Fur- niture .....		\$	\$	\$ 400.00	\$ 400.00
Filing Cases.....	\$400.00				
<b>TOTAL REGISTRAR OF TITLES.....</b>	<b>\$ 34,984.92</b>	<b>\$ 22,963.52</b>	<b>\$ 35,599.44</b>	<b>\$ 36,201.44</b>	<b>\$ 36,201.44</b>

## Public Administrator

### ADMINISTERING ESTATES OF DECEASED PERSONS APPROPRIATIONS \$31,496.68

Classification	EXPENDITURES					
	Actual Prior Year 1932-33	Actual Current Year To 3-1-1934	Estimated Current Year 1933-34	Requested Fiscal Year 1934-35	Allowed Fiscal Year 1934-35	
<b>SALARIES AND WAGES</b>						
<b>Title of Position</b>			<b>Rate of Pay</b>			
			<b>A</b>	<b>B</b>	<b>C</b>	
1 Public Administrator.....			\$ 450	\$ 475	\$ 500	\$ 4,638.60
1 Chief Deputy Public Adminis- trator .....			225	235	250	2,727.00
1 Deputy Public Administrator.....			200	210	225	2,181.60
2 Estate Investigators, Grade II..			180	190	200	3,926.88
2 Estate Investigators, Grade I..			165	170	175	3,599.76
1 Bookkeeper .....			155	155	155	1,690.80
1 Bookkeeper .....			145	150	155	1,581.72
1 Stenographer, Grade II .....			130	135	140	1,418.04
1 Stenographer, Grade I.....			115	120	125	1,254.48
1 Typist-Clerk, Grade III.....			130	135	140	1,472.64
1 Typist-Clerk, Grade II .....			115	120	125 (a)	1,527.12
1 Typist-Clerk, Grade I.....			100	105	110	1,199.88
1 Warehouse Custodian.....			75	75	75	818.16
(a) Group D—\$130-135-140, as case may be.						
<b>TOTAL SALARIES AND WAGES.....</b>	<b>\$ 26,542.92</b>	<b>\$ 15,779.25</b>	<b>\$ 26,672.94</b>	<b>\$ 28,091.28</b>	<b>\$ 28,036.68</b>	
<b>MAINTENANCE AND OPERATION</b>						
<b>Services Other Than Personal</b>						
Auto Service .....	\$ 3.20	\$ 252.56	\$ 400.00	\$ 200.00	\$ 200.00	
Fees and Charges of Insolvent Estates .....			1,000.00	1,000.00	1,000.00	
Miscellaneous Services, N.O.C.....	291.11	1.24	50.00	50.00	50.00	
Postage .....	693.00	292.00	600.00	600.00	500.00	
Publishing Reports and Advertising .....	394.00	403.59	750.00	800.00	800.00	
Repairs and Maintenance, Tools, Devices and Equipment.....	1.25	23.28	25.00	25.00	25.00	
Telegraph .....			15.00	15.00	15.00	
Telephone .....			25.00	25.00	25.00	
Transportation Service (Tokens) ..		15.00	25.00	25.00	25.00	
<b>Supplies</b>						
Office Supplies, N.O.C. ....	82.00	12.12	75.00	150.00	75.00	
Record Books, Papers, Forms and Covers .....	219.99	236.59	500.00	500.00	500.00	
Writing Supplies.....	77.47	92.84	100.00	75.00	75.00	
<b>Contributions, Awards and Fixed Obligations</b>						
Insurance .....				70.00	70.00	
<b>TOTAL MAINTENANCE AND OPERATION .....</b>	<b>\$ 1,762.02</b>	<b>\$ 1,329.22</b>	<b>\$ 3,565.00</b>	<b>\$ 3,535.00</b>	<b>\$ 3,360.00</b>	

**PROTECTION TO PERSON AND PROPERTY**

**PUBLIC ADMINISTRATOR—Continued**

Classification	EXPENDITURES				
	Actual Prior Year 1932-33	Actual Current Year To 3-1-1934	Estimated Current Year 1933-34	Requested Fiscal Year 1934-35	Allowed Fiscal Year 1934-35
<b>CAPITAL OUTLAY</b>					
<b>Equipment</b>					
Furniture and Furnishings.....\$	952.35	\$ 192.69	\$ 250.00	\$ 250.00	\$
Desks .....	\$ 200.00				
Chairs .....	50.00				
<hr/>					
Office Equipment Other Than					
Furniture .....		10.05	100.00	100.00	100.00
Typewriter .....	\$ 100.00				
<hr/>					
<b>TOTAL CAPITAL OUTLAY.....</b>	<b>\$ 952.35</b>	<b>\$ 202.74</b>	<b>\$ 350.00</b>	<b>\$ 350.00</b>	<b>\$ 100.00</b>
<b>TOTAL PUBLIC ADMINISTRATOR..</b>	<b>\$ 29,257.29</b>	<b>\$ 17,311.21</b>	<b>\$ 30,587.94</b>	<b>\$ 31,976.28</b>	<b>\$ 31,496.68</b>

# Farm Advisor

FURNISHING AGRICULTURAL INFORMATION TO THE PUBLIC

APPROPRIATIONS \$18,547.44

Classification	EXPENDITURES				
	Actual Prior Year 1932-33	Actual Current Year To 3-1-1934	Estimated Current Year 1933-34	Requested Fiscal Year 1934-35	Allowed Fiscal Year 1934-35
<b>SALARIES AND WAGES</b>					
<b>Title of Position</b>			<b>Rate of Pay</b>		
			<b>A</b>	<b>B</b>	<b>C</b>
1 Stenographic Secretary, Grade II .....			\$ 150	\$ 155	\$ 160
2 Stenographers, Grade II.....			130	135	140
3 Stenographers, Grade I.....			115	120	125
1 Typist-Clerk, Grade I, as needed, per day .....			4.00	4.00	4.00
2 Calculating Machine Operators, Grade I, as needed, per day.....			4.50	4.50	4.50
<b>TOTAL SALARIES AND WAGES....</b>	<b>\$ 10,233.40</b>	<b>\$ 6,525.00</b>	<b>\$ 9,742.44</b>	<b>\$ 10,542.44</b>	<b>\$ 9,742.44</b>
<b>MAINTENANCE AND OPERATION</b>					
<b>Services Other Than Personal</b>					
Auto Service .....	\$ 5,079.12	\$ 2,856.26	\$ 5,100.00	\$ 5,300.00	\$ 5,300.00
Cartage .....	1.50		5.00	5.00	5.00
Express .....	63.29	8.97	50.00	50.00	50.00
Freight .....			5.00	5.00	5.00
Meals and Lodging .....	464.17	276.16	500.00	500.00	500.00
Miscellaneous Services, N.O.C.....	43.22	6.12	50.00	50.00	50.00
Photographic and Blueprinting Services .....	16.79	7.46	25.00	25.00	25.00
Postage .....	294.50	112.61	250.00	250.00	210.00
Repairs and Maintenance, Tools, Devices and Equipment .....	30.80	17.03	75.00	75.00	75.00
Telegraph .....	54.77	29.14	65.00	65.00	65.00
Telephone .....	26.60	6.10	20.00	20.00	20.00
Transportation, Local and Outside	44.19	11.75	50.00	50.00	50.00
<b>Supplies</b>					
Demonstration Materials.....	64.04	.66	30.00	25.00	25.00
Miscellaneous Supplies, N.O.C.....	92.15	.65	75.00	75.00	75.00
Office Supplies, N.O.C.....	802.46	273.14	370.00	500.00	500.00
Record Books, Papers, Forms and Covers.....	191.45	33.25	250.00	150.00	150.00
<b>TOTAL MAINTENANCE AND OPERATION .....</b>	<b>\$ 7,269.05</b>	<b>\$ 3,639.30</b>	<b>\$ 6,920.00</b>	<b>\$ 7,145.00</b>	<b>\$ 7,105.00</b>

**PROTECTION TO PERSON AND PROPERTY**

**FARM ADVISOR—Continued**

Classification	EXPENDITURES				
	Actual Prior Year 1932-33	Actual Current Year To 3-1-1934	Estimated Current Year 1933-34	Requested Fiscal Year 1934-35	Allowed Fiscal Year 1934-35
<b>CAPITAL OUTLAY</b>					
<b>Equipment</b>					
Books .....	\$ 10.78	\$ 5.77	\$ 20.00	\$ 25.00	\$ 25.00
Furniture and Furnishings.....	463.55		100.00	75.00	75.00
Filing Cases.....	\$ 55.00				
Fur. and Furn. N.O.C.....	20.00				
<b>Heat, Cold and Mechanical</b>					
Power Transmission.....			75.00		
Motor Vehicles .....	1,426.80			1,600.00	1,600.00
Office Equipment Other Than Furniture .....	93.46		85.00		
<b>TOTAL CAPITAL OUTLAY</b> .....	<b>\$ 1,994.59</b>	<b>\$ 5.77</b>	<b>\$ 280.00</b>	<b>\$ 1,700.00</b>	<b>\$ 1,700.00</b>
<b>TOTAL FARM ADVISOR</b> .....	<b>\$ 19,497.04</b>	<b>\$ 10,170.07</b>	<b>\$ 16,942.44</b>	<b>\$ 19,387.44</b>	<b>\$ 18,547.44</b>

## Fish and Game Warden

### PROTECTION OF FISH AND GAME

APPROPRIATIONS \$6,028.64

Classification	EXPENDITURES				
	Actual Prior Year 1932-33	Actual Current Year To 3-1-1934	Estimated Current Year 1933-34	Requested Fiscal Year 1934-35	Allowed Fiscal Year 1934-35
<b>SALARIES AND WAGES</b>					
Title of Position			Rate of Pay		
			A	B	C
1 Patrol Boat Engineer, per day....			\$ 6.00	\$ 6.00	\$ 6.00
Planting Trout Streams.....					\$ 100.00
Protection to Fish and Game.....					1,412.00
<b>TOTAL SALARIES AND WAGES</b> .....	<b>\$ 3,205.10</b>	<b>\$ 1,780.70</b>	<b>\$ 3,213.64</b>	<b>\$ 3,213.64</b>	<b>\$ 3,213.64</b>

### MAINTENANCE AND OPERATION

<b>Protection to Fish and Game</b>					
<b>Services Other Than Personal</b>					
Auto Mileage Allowance.....	\$ 112.00	\$ 146.56	\$ 250.00	\$ 250.00	\$ 250.00
Auto Service .....	68.85	22.42	50.00	50.00	50.00
Destruction of Mountain Lions.....		200.00	300.00	150.00	150.00
Food and Lodging .....	2.75	11.07	15.00	15.00	15.00
Miscellaneous Services, N.O.C.....	243.72	324.45	350.00	350.00	350.00
<b>Supplies</b>					
Miscellaneous Supplies, N.O.C.....	11.41				
Patrol Boat Material and Supplies	1,080.81	233.83	890.00	1,040.00	1,040.00
<b>Contributions, Awards and Fixed Obligations</b>					
Insurance, Patrol Boat.....	306.67	184.00	460.00	460.00	460.00
Rent, Boat-ways, etc.....	127.67	64.40	200.00	200.00	200.00
<b>TOTAL MAINTENANCE AND OPERATION</b> .....	<b>\$ 1,953.88</b>	<b>\$ 1,186.73</b>	<b>\$ 2,515.00</b>	<b>\$ 2,515.00</b>	<b>\$ 2,515.00</b>

### CAPITAL OUTLAY

<b>Equipment</b>					
Furniture and Furnishings.....	\$	\$	\$ 25.00	\$	\$
Heat, Light and Power Equipment			39.00		
Life Saving Equipment.....			12.00		
Measures of Velocity, Pressure and Weight .....			37.00		
Measures of Volume .....			18.00		
Measuring and Observing Equipment .....			39.00		
Miscellaneous Equipment.....	500.00	6.57	130.00		

**PROTECTION TO PERSON AND PROPERTY**

**FISH AND GAME WARDEN—Continued**

Classification	EXPENDITURES				
	Actual Prior Year 1932-33	Actual Current Year To 3-1-1934	Estimated Current Year 1933-34	Requested Fiscal Year 1934-35	Allowed Fiscal Year 1934-35
<b>CAPITAL OUTLAY—Continued</b>					
<b>Equipment—Continued</b>					
Special and Miscellaneous					
Equipment .....	\$	\$	\$	\$ 300.00	\$ 300.00
Anchor .....	\$ 25.00				
Dory .....	100.00				
Landing Gear .....	50.00				
Skiff .....	75.00				
Tear Gas Bombs.....	50.00				
<b>TOTAL CAPITAL OUTLAY</b> .....	<b>\$ 500.00</b>	<b>\$ 6.57</b>	<b>\$ 300.00</b>	<b>\$ 300.00</b>	<b>\$ 300.00</b>
<b>TOTAL FISH AND GAME WARDEN</b> .....	<b>\$ 5,658.98</b>	<b>\$ 2,974.00</b>	<b>\$ 6,028.64</b>	<b>\$ 6,028.64</b>	<b>\$ 6,028.64</b>

## Forester and Fire Warden

### SUPERVISION OF FORESTRY—CONTROL AND PREVENTION OF FOREST FIRES

APPROPRIATIONS \$404,739.24

Classification	EXPENDITURES				
	Actual Prior Year 1932-33	Actual Current Year To 3-1-1934	Estimated Current Year 1933-34	Requested Fiscal Year 1934-35	Allowed Fiscal Year 1934-35
<b>SALARIES AND WAGES</b>					
<b>Title of Position</b>					
<b>General Administration</b>					
<b>Administration</b>					
1 County Forester.....per Annum			Rate of Pay		
			A      B      C		
The County Forester shall also hold the position of Fish and Game Warden and ex-officio Fire Warden and shall receive as extra compensation for such services the sum of twenty-five dollars per month.			\$6,000    \$6,000    \$6,000	\$	5,154.00
1 Chief Assistant .....		325	350	375	272.76
1 Office Manager.....		225	235	250	3,865.56
1 Stenographic Secretary, Grade III.....		150	160	170	2,454.36
2 Stenographers, Grade II.....		130	135	140	1,854.36
1 Typist-Clerk, Grade II.....		115	120	125	2,836.08
1 Typist-Clerk, Grade I.....		100	105	110	1,363.56
1 Central Dispatcher.....		150	155	160	1,090.80
<b>Total Administration.....</b>					<b>\$ 20,527.68</b>
<b>Accounts and Records</b>					
1 Jr. Accountant .....		180	190	200	\$ 1,963.44
2 Bookkeeping Machine Operators		155	160	165	3,381.60
1 File Clerk.....		145	150	155	1,581.72
1 Sr. Clerk.....		145	150	155	1,581.72
1 Comptometer Operator, Grade I		115	120	125	1,254.48
1 Typist-Clerk, Grade III.....		130	135	140	1,472.64
1 Typist-Clerk, Grade II.....		115	120	125	1,308.96
1 Clerk (Male), Grade I.....		100	105	110	1,090.80
1 Clerk, Grade II, or Typist-Clerk, Grade II, or Stenographer, Grade I, as needed, per day.....		4.50	4.50	4.50	
<b>Total Accounts and Records.....</b>					<b>\$ 13,635.36</b>
<b>Total General Administration.....</b>					<b>\$ 34,163.04</b>
<b>Service Divisions</b>					
<b>Construction Division</b>					
1 Asst. Firewarden .....		250	260	275	\$ 2,836.08
2 Asst. Firewardens.....		180	190	200	4,145.04
1 Jr. Asst. Firewarden .....		150	155	160	1,745.28
1 Clerk, Grade III.....		130	135	140	1,418.04
1 Telephone Line Foreman, per day .....		8.00	8.00	8.00	}
1 Telephone Lineman, per day .....		7.00	7.00	7.00	
1 Telephone Lineman, as needed, per day .....		7.00	7.00	7.00	
5 Tractor Operators, per day.....		7.00	7.00	7.00	

**PROTECTION TO PERSON AND PROPERTY**

**FORESTER AND FIRE WARDEN—Continued**

Classification	EXPENDITURES						
	Actual Prior Year 1932-33	Actual Current Year To 3-1-1934	Estimated Current Year 1933-34	Requested Fiscal Year 1934-35	Allowed Fiscal Year 1934-35		
<b>SALARIES AND WAGES—Continued</b>							
<b>Title of Position</b>	<b>Rate of Pay</b>						
	<b>A</b>	<b>B</b>	<b>C</b>				
<b>Service Divisions—Continued</b>							
<b>Construction Division—Continued</b>							
2 Tractor Grader Operators, per day .....	\$ 5.50	\$ 5.50	\$ 5.50	}	\$ 33,473.47		
1 Powderman, as needed, per day..	7.00	7.00	7.00				
1 Carpenter, as needed, per day....	8.00	8.00	8.00				
1 Plumber, as needed, per day.....	9.00	9.00	9.00				
1 Well Driller, as needed, per day	9.00	9.00	9.00				
1 Well Driller Helper, as needed, per day .....	5.00	5.00	5.00				
4 Foremen, per day.....	6.00	6.00	6.00				
2 Foremen, as needed, per day.....	6.00	6.00	6.00				
15 Foremen, per day .....	5.00	5.00	5.00				
10 Laborers, per day.....	4.50	4.50	4.50				
275 Laborers, per day.....	4.00	4.00	4.00				
1 Driver with team and plow, as needed, per hour.....	1.00	1.00	1.00				
<b>Total Construction Division.....</b>							<b>\$ 43,617.91</b>
<b>Intelligence Division</b>							
1 Asst. Firewarden.....	200	210	220	\$	2,399.76		
1 Jr. C. E. Draftsman-Delineator..	175	180	190		1,908.96		
1 Instrumentman .....	175	180	190		1,908.96		
2 Rodmen or Chainmen.....	130	135	140		2,836.08		
2 Laborers, as needed, per day.....	4.00	4.00	4.00				
<b>Total Intelligence Division.....</b>				<b>\$</b>	<b>9,053.76</b>		
<b>Service of Supply Division</b>							
1 Asst. Firewarden .....	180	190	200	\$	1,963.44		
1 Jr. Asst. Firewarden .....	150	155	160		1,636.20		
1 Sr. Clerk.....	145	150	155		1,581.72		
1 Blacksmith and Acetylene Welder, per day.....	7.00	7.00	7.00	}	11,168.44		
1 Tool Dresser, as needed, per day	5.00	5.00	5.00				
1 Foreman, per day.....	6.00	6.00	6.00				
3 Foremen, per day.....	5.00	5.00	5.00				
1 Laborer, per day.....	4.50	4.50	4.50				
7 Laborers, per day.....	4.00	4.00	4.00				
12 Camp Flunkies, per day.....	3.50	3.50	3.50				
12 Cooks .....	130	140	150		2,836.08		
<b>Total Service of Supply Division.....</b>				<b>\$</b>	<b>19,185.88</b>		
<b>Transportation Division</b>							
1 Asst. Firewarden.....	180	190	200	\$	2,072.52		
1 Fire Equipment Repairman .....	165	170	175		1,799.88		
1 Dispatcher .....	135	140	145		1,472.64		
18 Fire Apparatus Engineers.....	145	150	155 (a)		28,743.60		
1 Chauffeur .....	140	145	150		1,527.12		
15 Truck Drivers .....	130	135	140		21,270.60		

**LOS ANGELES COUNTY BUDGET—1934-35**

**FORESTER AND FIRE WARDEN—Continued**

Classification	EXPENDITURES				
	Actual Prior Year 1932-33	Actual Current Year To 3-1-1934	Estimated Current Year 1933-34	Requested Fiscal Year 1934-35	Allowed Fiscal Year 1934-35
<b>SALARIES AND WAGES—Continued</b>					
<b>Title of Position</b>					
<b>Service Divisions—Continued</b>					
<b>Transportation Division—Continued</b>					
4 Laborers, per day.....		\$ A	Rate of Pay B	\$ C	4.50
2 Laborers, per day.....					4.00
<b>Total Transportation Division.....</b>					<b>\$ 56,886.36</b>
<b>Total Service Divisions.....</b>					<b>\$ 128,743.91</b>
<b>Fire Prevention and Control</b>					
<b>Fire Prevention Bureau</b>					
1 Asst. Firewarden.....		250	260	275	\$ 2,727.00
1 Asst. Firewarden.....		180	190	200	1,963.44
1 Asst. Firewarden.....		165	170	175	1,908.96
1 Jr. Asst. Firewarden.....		150	155	160	1,636.20
1 Stenographer, Grade II.....		130	135	140	1,527.12
1 Stenographer, Grade I.....		115	120	125	1,308.96
3 Foremen, per day.....		5.00	5.00	5.00	2,600.00
3 Laborers, per day.....		4.50	4.50	4.50	
15 Laborers, per day.....		4.00	4.00	4.00	208.52
<b>Total Fire Prevention Bureau.....</b>					<b>\$ 13,880.20</b>
<b>Field Divisions</b>					
2 Asst. Firewardens.....		225	235	250	\$ 5,017.80
4 Asst. Firewardens.....		200	210	225	9,162.72
5 Asst. Firewardens.....		180	190	200	9,926.28
4 Asst. Firewardens.....		165	170	175	7,199.52
8 Jr. Asst. Firewardens.....		150	155	160	13,307.88
1 Stenographer, Grade I.....		115	120	125	1,308.96
4 Dispatchers.....		150	155	160	6,544.80
1 Dispatcher.....		135	140	145	1,472.64
30 Forest Firemen.....		125	130	135	40,906.80
6 Observers, per day.....		4.00	4.00	4.00	4,086.86
6 Pack Train Packers, as needed, thirty cents per hour for first twelve hours; thereafter twenty cents per hour.					
12 Sector Fire Fighters, as needed, thirty-five cents per hour for first twelve hours; thereafter twenty-five cents per hour.					
25 Crew Leaders, as needed, thirty cents per hour for twelve hours; thereafter twenty cents per hour.					
500 Firefighters, as needed, twenty- five cents per hour for first twelve hours; thereafter fifteen cents per hour.					
					<b>4,000.00</b>

**PROTECTION TO PERSON AND PROPERTY**

**FORESTER AND FIRE WARDEN—Continued**

Classification	EXPENDITURES					
	Actual Prior Year 1932-33	Actual Current Year To 3-1-1934	Estimated Current Year 1933-34	Requested Fiscal Year 1934-35	Allowed Fiscal Year 1934-35	
<b>SALARIES AND WAGES—Continued</b>						
Title of Position	A	Rate of Pay		C		
		B				
<b>Fire Prevention and Control—Continued</b>						
<b>Field Divisions—Continued</b>						
43 Fire and Game Patrolmen, as needed, per day.....	\$	4.00	\$	4.00	\$	4.00
15 Fire and Game Patrolmen, with motorcycle, as needed, per day..		5.00		5.00		5.00
2 Fire and Game Patrolmen, with automobile, as needed, per day..		7.00		7.00		7.00
15 Fire and Game Patrolmen, with horse, as needed, per day.....		4.75		4.75		4.75
5 Cooperative Fire and Game Patrolmen, furnish own transportation, as needed, per day..		3.50		3.50		3.50
5 Cooperative Fire and Game Patrolmen, furnish own transportation, as needed, per day..		3.00		3.00		3.00
5 Cooperative Fire and Game Patrolmen, furnish own transportation, as needed, per day..		2.50		2.50		2.50
<b>Total Field Divisions.....</b>						<b>\$ 17,131.29</b>
<b>Total Fire Prevention and Control....</b>						<b>\$ 120,065.55</b>
						<b>\$ 133,945.75</b>
<b>Forestry Division</b>						
<b>Forestation—Field Planting</b>						
2 Asst. Foresters .....		180		190		200
1 Jr. Asst. Forester .....		150		155		160
1 Stenographer, Grade I.....		115		120		125
3 Foremen, per day.....		6.00		6.00		6.00
8 Laborers, per day.....		4.50		4.50		4.50
50 Laborers, per day.....		4.00		4.00		4.00
<b>Total Forestation Field Planting.....</b>						<b>\$ 4,145.04</b>
						<b>1,690.80</b>
						<b>1,254.48</b>
						<b>5,460.00</b>
						<b>12,550.32</b>
<b>Forestation—Nursery</b>						
1 Asst. Forester .....		165		170		175
1 Foreman, per day.....		5.00		5.00		5.00
1 Laborer, per day.....		4.50		4.50		4.50
10 Laborers, per day.....		4.00		4.00		4.00
<b>Total Forestation—Nursery.....</b>						<b>\$ 1,908.96</b>
						<b>1,300.00</b>
						<b>1,170.00</b>
						<b>4,378.96</b>
<b>Total Forestry Division.....</b>						<b>\$ 16,929.28</b>
(a) Group D—\$165-170-175 as case may be.						
<b>TOTAL SALARIES AND WAGES....</b>	<b>\$</b>	<b>320,388.80</b>	<b>\$</b>	<b>196,136.57</b>	<b>\$</b>	<b>313,947.88</b>
						<b>\$ 314,000.14</b>
						<b>\$ 313,781.98</b>

**LOS ANGELES COUNTY BUDGET—1934-35**

**FORESTER AND FIRE WARDEN—Continued**

Classification	EXPENDITURES				
	Actual Prior Year 1932-33	Actual Current Year To 3-1-1934	Estimated Current Year 1933-34	Requested Fiscal Year 1934-35	Allowed Fiscal Year 1934-35
<b>MAINTENANCE AND OPERATION</b>					
<b>General Administration</b>					
<b>Services Other Than Personal</b>					
Auto Mileage Allowance.....	\$ 20.16	\$ 18.00	\$ 30.00	\$ 30.00	\$ 30.00
Auto Service.....	1,063.60	520.86	1,000.00	1,000.00	1,000.00
Food and Lodging.....	42.20	5.96	50.00	50.00	50.00
Minor Installations and Changes....	283.77	3.50	50.00	150.00	79.26
Miscellaneous Services, N.O.C.....	105.84	33.33	100.00	100.00	100.00
Postage .....	339.25	225.78	475.00	450.00	450.00
Publication of Pamphlets and Books .....	40.66	313.17	325.00	300.00	300.00
Repairs and Maintenance, Tools, Devices and Equipment.....	147.15	131.44	150.00	150.00	150.00
Telegrams and Telephone.....	58.37	5.75	25.00	25.00	25.00
Transportation .....	56.30		60.00	50.00	50.00
<b>Supplies</b>					
Blue Prints and Maps.....	402.98	242.72	515.00	600.00	600.00
Newspapers, Periodicals, Etc.....	22.50	25.75	75.00	75.00	75.00
Miscellaneous Supplies, N.O.C.....	131.02	73.48	200.00	200.00	200.00
Office Supplies, N.O.C.....	434.51	405.96	575.00	550.00	550.00
Record Books, Papers, Forms and Covers .....	482.17	472.26	600.00	500.00	500.00
Writing Supplies.....	108.46	177.47	250.00	250.00	250.00
<b>Total General Administration.....</b>	<b>\$ 3,738.94</b>	<b>\$ 2,655.43</b>	<b>\$ 4,480.00</b>	<b>\$ 4,480.00</b>	<b>\$ 4,409.26</b>
<b>Service Divisions</b>					
<b>Construction Division</b>					
<b>Services Other Than Personal</b>					
Auto Mileage Allowance.....	\$	\$ 1,131.12	\$ 2,150.00	\$ 2,150.00	\$ 2,150.00
Auto Service.....		2,248.18	4,000.00	4,000.00	4,000.00
Miscellaneous Services, N.O.C.....		74.33	500.00	500.00	500.00
Miscellaneous Supplies, N.O.C.....		1,906.15	4,800.00	4,800.00	4,800.00
<b>Total Construction Division</b>	<b>\$</b>	<b>\$ 5,359.78</b>	<b>\$ 11,450.00</b>	<b>\$ 11,450.00</b>	<b>\$ 11,450.00</b>
<b>Intelligence Division</b>					
<b>Services Other Than Personal</b>					
Auto Mileage Allowance.....	\$ 717.12	\$ 695.56	\$ 800.00	\$ 1,000.00	\$ 1,000.00
Miscellaneous Services, N.O.C.....	27.15	11.81	50.00	50.00	50.00
<b>Supplies</b>					
Miscellaneous Supplies, N.O.C.....	189.60	95.73	125.00	125.00	125.00
<b>Total Intelligence Division.....</b>	<b>\$ 933.87</b>	<b>\$ 803.10</b>	<b>\$ 975.00</b>	<b>\$ 1,175.00</b>	<b>\$ 1,175.00</b>
<b>Service of Supply Division</b>					
<b>Services Other Than Personal</b>					
Auto Mileage Allowance.....	\$ 925.08	\$ 497.76	\$ 750.00	\$ 1,000.00	\$ 1,000.00
Auto Service .....	638.38	103.92	300.00	300.00	300.00
Electricity .....	149.46	78.21	120.00	150.00	150.00
Gas .....	60.26	37.61	60.00	60.00	60.00
Maintenance of Buildings.....			150.00		
Meals and Lodging.....	.30	.55	10.00	10.00	10.00

**PROTECTION TO PERSON AND PROPERTY**

**FORESTER AND FIRE WARDEN—Continued**

Classification	EXPENDITURES				
	Actual Prior Year 1932-33	Actual Current Year To 3-1-1934	Estimated Current Year 1933-34	Requested Fiscal Year 1934-35	Allowed Fiscal Year 1934-35
<b>MAINTENANCE AND OPERATION—Continued</b>					
<b>Service Divisions—Continued</b>					
<b>Service of Supply Division—Continued</b>					
<b>Supplies</b>					
Miscellaneous Services, N.O.C. ....	\$ 867.17	\$ 152.57	\$ 635.00	\$ 500.00	\$ 500.00
Telegrams and Telephone.....	101.05	67.85	100.00	120.00	120.00
Water .....	62.16	39.21	60.00	70.00	70.00
<b>Supplies</b>					
<b>Camps—Construction:</b>					
Bedding and Cots .....	483.03		250.00	250.00	250.00
Fuel .....	341.12	76.22	400.00	400.00	400.00
Provisions .....	4,160.52	425.05	3,000.00	3,000.00	3,000.00
<b>Camps—Forestation:</b>					
Provisions .....	128.05	Cr. 248.12	50.00	50.00	50.00
<b>Camps—Fire Fighters</b>					
Provisions .....	24.55		1,350.00	1,500.00	1,500.00
<b>Camps—Miscellaneous</b>					
Provisions .....	595.74	344.35	600.00	500.00	500.00
Fire Fighting Supplies.....	3,853.79	71.39	2,500.00	2,500.00	2,500.00
Forage and Supplies for Animals..	999.44	237.06	1,000.00	1,000.00	1,000.00
Gasoline and Lubricating Oils.....	1,189.41	346.49	1,500.00	1,500.00	1,500.00
Miscellaneous Supplies, N.O.C. ....	6,362.71	2,610.21	4,000.00	4,000.00	4,000.00
Operating Supplies and Tools.....	5,034.22	3,439.27	5,000.00	5,000.00	5,000.00
<b>Total Service of Supply Division.....</b>	<b>\$ 25,976.44</b>	<b>\$ 8,279.60</b>	<b>\$ 21,835.00</b>	<b>\$ 21,910.00</b>	<b>\$ 21,910.00</b>
<b>Transportation</b>					
<b>Services Other Than Personal</b>					
Auto Mileage Allowance.....	\$ 152.13	\$ 65.68	\$ 200.00	\$ 200.00	\$ 200.00
Auto Service .....	1,283.31	191.54	750.00	500.00	500.00
Electricity .....	130.59	32.31	130.00	80.00	80.00
Food and Lodging.....			10.00	10.00	10.00
Miscellaneous Services, N.O.C.....	11.21	58.60	75.00	60.00	60.00
Water .....	15.60	12.94	15.00	75.00	75.00
Telegrams and Telephone.....				75.00	75.00
Miscellaneous Supplies, N.O.C.....	11.62	.81	30.00	25.00	25.00
<b>Total Transportation Division.....</b>	<b>\$ 1,604.46</b>	<b>\$ 361.88</b>	<b>\$ 1,210.00</b>	<b>\$ 1,025.00</b>	<b>\$ 1,025.00</b>
<b>Total Service Divisions.....</b>	<b>\$ 28,514.77</b>	<b>\$ 14,804.36</b>	<b>\$ 35,470.00</b>	<b>\$ 35,560.00</b>	<b>\$ 35,560.00</b>
<b>Fire Menace Abatement Fund</b>					
<b>Fire Prevention</b>					
<b>Fire Prevention Bureau</b>					
<b>Services Other Than Personal</b>					
Auto Mileage Allowance.....	\$ 1,790.62	\$ 1,096.24	\$ 1,900.00	\$ 1,900.00	\$ 1,900.00
Auto Service .....			10.00		
Postage .....	759.00		750.00	750.00	750.00
Miscellaneous Services, N.O.C.....	1.96	1.25	200.00	180.00	180.00
<b>Supplies</b>					
Miscellaneous Supplies, N.O.C. ....	374.89	127.03	395.00	632.00	632.00
<b>Total Fire Prevention Bureau.....</b>	<b>\$ 2,926.47</b>	<b>\$ 1,224.52</b>	<b>\$ 3,255.00</b>	<b>\$ 3,462.00</b>	<b>\$ 3,462.00</b>

**LOS ANGELES COUNTY BUDGET—1934-35**

**FORESTER AND FIRE WARDEN—Continued**

Classification	EXPENDITURES				
	Actual Prior Year 1932-33	Actual Current Year To 3-1-1934	Estimated Current Year 1933-34	Requested Fiscal Year 1934-35	Allowed Fiscal Year 1934-35
<b>MAINTENANCE AND OPERATION—Continued</b>					
<b>Fire Prevention—Continued</b>					
<b>Firebreak Fund—State and County</b>					
<b>Services Other Than Personal</b>					
Auto Mileage Allowance.....	\$ 875.52	\$	\$	\$	\$
Auto Service.....	1,130.13				
Miscellaneous Services, N.O.C. ....	408.10				
<b>Supplies</b>					
Miscellaneous Supplies, N.O.C.....	5,943.18				
<b>Total Firebreak Fund—State and County</b> .....	<b>\$ 8,356.93</b>	<b>\$</b>	<b>\$</b>	<b>\$</b>	<b>\$</b>
<b>Field Divisions</b>					
<b>Prevention and Control of Forest Fires</b>					
<b>Services Other Than Personal</b>					
Aeroplane .....	\$	\$	\$	100.00	\$ 100.00
Auto Mileage Allowance.....	5,741.11	2,899.52	5,800.00	8,000.00	7,800.00
Auto Service.....	10,912.21	5,129.63	7,935.00	8,000.00	8,000.00
Electricity .....	854.56	501.40	900.00	997.00	997.00
Express .....	.92			27.00	27.00
Fire Control.....	2,559.03	1,551.43	3,000.00	3,000.00	2,500.00
Food and Lodging.....	42.05	36.90	50.00	50.00	50.00
Gas .....	491.29	217.01	460.00	685.00	685.00
<b>Maintenance of Equipment:</b>					
Firebreak Tractor.....	138.63				
Fire Fighting Equipment .....	459.44	50.73	500.00	250.00	250.00
<b>Maintenance of S. &amp; N. S.</b>					
<b>Improvements:</b>					
Chemical Toilets .....	20.00				
Firebreaks .....	98.25				
Fire Lookout Towers.....	17.07				
Motorways .....	11.88				
Patrol Stations .....	264.60				
Telephone Lines.....	294.85				
Miscellaneous Services, N.O.C.....	449.24	650.55	1,300.00	1,325.00	825.00
Telegrams and Telephone.....	1,822.68	990.77	1,850.00	1,965.00	1,965.00
Transportation .....	3.00		10.00	20.00	20.00
Water .....	444.98	278.73	500.00	600.00	600.00
<b>Supplies</b>					
Fire Tool Boxes.....	56.42		50.00	25.00	25.00
Gasoline .....	126.82		150.00	100.00	100.00
Miscellaneous Supplies, N.O.C.....	13,898.44	116.87	4,000.00	2,750.00	2,000.00
Operating Supplies and Tools.....	1,765.42		1,150.00	925.00	925.00
<b>Contributions, Awards and Fixed Obligations</b>					
Rentals, N.O.C. ....	2,414.24	2,881.22	4,250.00	4,250.00	4,250.00
<b>Total Prevention and Control of Forest Fires</b> .....	<b>\$ 42,887.13</b>	<b>\$ 15,304.76</b>	<b>\$ 31,905.00</b>	<b>\$ 33,069.00</b>	<b>\$ 31,119.00</b>
<b>Total Fire Prevention</b> .....	<b>\$ 54,170.53</b>	<b>\$ 16,529.28</b>	<b>\$ 35,160.00</b>	<b>\$ 36,531.00</b>	<b>\$ 34,581.00</b>

**PROTECTION TO PERSON AND PROPERTY**

**FORESTER AND FIRE WARDEN—Continued**

Classification	EXPENDITURES				
	Actual Prior Year 1932-33	Actual Current Year To 3-1-1934	Estimated Current Year 1933-34	Requested Fiscal Year 1934-35	Allowed Fiscal Year 1934-35
<b>MAINTENANCE AND OPERATION—Continued</b>					
Forestry					
Forestation					
Services Other Than Personal					
Auto Mileage Allowance.....	\$ 351.44	\$ 81.48	\$ 300.00	\$ 300.00	\$ 300.00
Meals and Lodging.....			15.00	15.00	15.00
Miscellaneous Services, N.O.C.....			10.00	10.00	10.00
Transportation .....			25.00	25.00	25.00
Contributions, Awards and Fixed Obligations					
Co-operative California Forest Experiment Station .....	1,000.00				
<b>Total Forestation .....</b>	<b>\$ 1,351.44</b>	<b>\$ 81.48</b>	<b>\$ 350.00</b>	<b>\$ 350.00</b>	<b>\$ 350.00</b>
Services Other Than Personal					
Auto Mileage Allowance.....	\$ 125.12	\$ 69.28	\$ 125.00	\$ 125.00	\$ 125.00
Auto Service .....	168.60	45.85	150.00	100.00	100.00
Electricity .....	140.51	58.20	150.00	150.00	150.00
Food and Lodging .....	2.25		5.00	5.00	5.00
Miscellaneous Services, N.O.C.....			10.00	10.00	10.00
Telegrams .....	39.34	19.07	50.00	50.00	50.00
Supplies					
Gardeners and Agricultural Supplies .....	142.14		10.00	10.00	10.00
Miscellaneous Supplies, N.O.C.....	137.43	1.59	10.00	60.00	60.00
Operating Supplies and Tools.....	28.73	5.04	10.00	10.00	10.00
Contributions, Awards and Fixed Obligations					
Rent of Equipment.....	2.40				
<b>Total Forestation—Nursery .....</b>	<b>\$ 786.52</b>	<b>\$ 199.03</b>	<b>\$ 520.00</b>	<b>\$ 520.00</b>	<b>\$ 520.00</b>
Forestation—Field Planting					
Services Other Than Personal					
Auto Mileage Allowance.....	\$ 1,580.92	\$ 933.56	\$ 1,800.00	\$ 1,800.00	\$ 1,800.00
Auto Service .....	167.12	173.09	200.00	200.00	200.00
Food and Lodging .....	52.25	4.54	40.00	30.00	30.00
Maintenance S. & N. S. Improve- ments .....	34.43				
Miscellaneous Services.....	4.60				
Supplies					
Miscellaneous Supplies, N.O.C.....	54.81	28.25	50.00	100.00	100.00
Operating Supplies and Tools.....	11.52		25.00	70.00	70.00
<b>Total Forestation and Field Planting .....</b>	<b>\$ 1,905.65</b>	<b>\$ 1,139.44</b>	<b>\$ 2,115.00</b>	<b>\$ 2,200.00</b>	<b>\$ 2,200.00</b>
<b>Total Forestry.....</b>	<b>\$ 4,043.61</b>	<b>\$ 1,419.95</b>	<b>\$ 2,985.00</b>	<b>\$ 3,070.00</b>	<b>\$ 3,070.00</b>
<b>Abatement of Peat Fires.....</b>	<b>\$ 2,731.32</b>	<b>\$</b>	<b>\$</b>	<b>\$</b>	<b>\$</b>

**LOS ANGELES COUNTY BUDGET—1934-35**

**FORESTER AND FIRE WARDEN—Continued**

Classification	EXPENDITURES				
	Actual Prior Year 1932-33	Actual Current Year To 3-1-1934	Estimated Current Year 1933-34	Requested Fiscal Year 1934-35	Allowed Fiscal Year 1934-35
<b>MAINTENANCE AND OPERATION—Continued</b>					
<b>Olive View Sanatorium—Fire Warden</b>					
<b>Services Other Than Personal</b>					
Auto Mileage Allowance.....	\$	\$	\$	\$ 80.00	\$ 80.00
Gas .....				90.00	90.00
Auto Service .....				350.00	350.00
Miscellaneous Services, N.O.C.....				15.00	15.00
Telephone .....				18.00	18.00
<b>Supplies</b>					
Miscellaneous Supplies.....				125.00	125.00
<b>Contributions, Awards and Fixed Obligations</b>					
Insurance .....				166.00	166.00
<b>Total Olive View Sanatorium—Fire Warden .....</b>	<b>\$</b>	<b>\$</b>	<b>\$</b>	<b>\$ 844.00</b>	<b>\$ 844.00</b>
<b>Rancho Los Amigos—Fire Warden</b>					
<b>Services Other Than Personal</b>					
Auto Mileage .....	\$	\$	\$	\$ 60.00	\$ 60.00
Gas .....				90.00	90.00
Auto Service.....				315.00	315.00
Miscellaneous Services, N.O.C.....				15.00	15.00
Telephone .....				18.00	18.00
<b>Supplies</b>					
Miscellaneous Supplies .....				100.00	100.00
<b>Contributions, Awards and Fixed Obligations</b>					
Insurance .....				155.00	155.00
<b>Total Rancho Los Amigos—Fire Warden .....</b>	<b>\$</b>	<b>\$</b>	<b>\$</b>	<b>\$ 753.00</b>	<b>\$ 753.00</b>
<b>TOTAL MAINTENANCE AND OPERATION .....</b>	<b>\$ 93,199.17</b>	<b>\$ 35,409.02</b>	<b>\$ 78,095.00</b>	<b>\$ 81,238.00</b>	<b>\$ 79,217.26</b>
<b>CAPITAL OUTLAY</b>					
<b>Equipment</b>					
<b>Agricultural and Raw Material</b>					
Extraction Equipment.....	\$	\$	\$ 46.00	\$ 50.00	\$ 50.00
Books .....			9.00		
<b>Cleaning and Caretaking</b>					
Equipment .....			85.00	100.00	100.00
Incinerators .....	\$ 100.00				
<b>Construction, Repairing and Wrecking Equipment.....</b>					
Firebreak Tractor Accessories..	244.95		366.00		
	49.49				

**PROTECTION TO PERSON AND PROPERTY**

**FORESTER AND FIRE WARDEN—Continued**

Classification	EXPENDITURES				
	Actual Prior Year 1932-33	Actual Current Year To 3-1-1934	Estimated Current Year 1933-34	Requested Fiscal Year 1934-35	Allowed Fiscal Year 1934-35
<b>CAPITAL OUTLAY—Continued</b>					
<b>Equipment—Continued</b>					
Fire Fighting Equipment.....\$	539.02	\$ 49.72	\$ 236.00	\$ 1,150.00	\$ 1,150.00
Chemical Extinguishers.....\$ 70.00					
Shut-off Nozzles..... 350.00					
Ladders ..... 80.00					
Miscellaneous Equip., N.O.C. (Olive View)..... 200.00					
Miscellaneous Equip., N.O.C. (Rancho)..... 200.00					
Portable Pumps..... 250.00					
Food Preparing and Serving Equipment .....			300.00	300.00	300.00
Ranges .....\$ 300.00					
Furniture and Furnishings.....	100.00	129.15	275.00	520.00	520.00
Beds and Cots .....\$ 200.00					
Tables, Stands, Desks..... 70.00					
Bookcases, Filing Cases.. 250.00					
Harness, Saddlery and Other Stable Equipment .....			270.00	125.00	125.00
Harness .....\$ 125.00					
Lawn and Garden Equipment.....			40.00	40.00	40.00
Mowers .....\$ 40.00					
Metal Working Equipment.....			265.00		
Measuring and Observing Equip.....			110.00		
Heating Equipment .....		82.10	395.00	400.00	400.00
Water Heaters.....\$ 250.00					
Heaters and Stoves..... 150.00					
Motor Vehicles.....	46.96	1,000.00	1,000.00	7,000.00	4,000.00
Tractor .....\$3,850.00					
Passenger Autos ..... 2,385.00					
Motoreycles ..... 765.00					
Non-Structural Enclosures and Containers .....			400.00		
Office Equipment Other Than Furniture .....	325.00	378.28	390.00	275.00	275.00
Typewriters .....\$ 275.00					
Pumping and Air Compressing Equip. ....	25.00		96.00		
Special and Misc. Equipment.....	2,311.43	57.89	1,196.00	1,430.00	1,430.00
Sirens .....\$ 80.00					
Bumpers ..... 84.00					
Carburetors ..... 44.00					
Detonators ..... 180.00					
Dual Ignition..... 260.00					
Motor Blocks ..... 782.00					

**LOS ANGELES COUNTY BUDGET—1934-35**

**FORESTER AND FIRE WARDEN—Continued**

Classification	EXPENDITURES				
	Actual Prior Year 1932-33	Actual Current Year To 3-1-1934	Estimated Current Year 1933-34	Requested Fiscal Year 1934-35	Allowed Fiscal Year 1934-35
<b>CAPITAL OUTLAY—Continued</b>					
<b>Equipment—Continued</b>					
Non-Metallic Mineral Working Equipment .....		\$	\$ 36.00	\$	\$
Telegraph, Telephones and Other Signaling Apparatus.....	393.08		350.00	350.00	350.00
Ringer Gongs.....\$ 50.00					
Repeating Coils..... 75.00					
Telephones .....	225.00				
<b>Total Equipment.....</b>	<b>\$ 4,034.93</b>	<b>\$ 1,697.14</b>	<b>\$ 5,865.00</b>	<b>\$ 11,740.00</b>	<b>\$ 8,740.00</b>
<b>Structural and Non-Structural Improvements</b>					
Fire Telephone Line Construction..\$	671.82	\$ 2,828.18	\$ 2,829.00	\$ 500.00	\$
Fire Telephone Line Construction (State and County Contract).....	10,377.46	192.57	4,000.00	2,000.00	2,000.00
Misc. Structural Improvements .....	336.53	7,057.51	8,058.00	1,000.00	1,000.00
Warehouse					
Field Equip. Storage Bldg.....	358.53		442.00		
Machinery Storage Bldg. Addn...			212.00		
Warehouse Addition.....	57.88				
Las Flores Patrol Station					
Water Development .....	14.31				
Lechuza Patrol Station.....	1,479.25				
San Jose Division.....	314.00				
San Gabriel Patrol Station					
Headquarters Building.....				1,500.00	
Garage .....				1,500.00	
Combination Toilet and Bath.....				1,250.00	
Landscaping, Trees, etc.....				600.00	
Fences and Walls.....				500.00	
Soledad Division.....	22.97				
Vincent Patrol Station.....			77.00		
<b>Total Structural and Non-Struc- tural Improvements .....</b>	<b>\$ 13,632.75</b>	<b>\$ 10,078.26</b>	<b>\$ 15,618.00</b>	<b>\$ 8,850.00</b>	<b>\$ 3,000.00</b>
<b>TOTAL CAPITAL OUTLAY.....</b>	<b>\$ 17,667.68</b>	<b>\$ 11,775.40</b>	<b>\$ 21,483.00</b>	<b>\$ 20,590.00</b>	<b>\$ 11,740.00</b>
<b>TOTAL FORESTER AND FIRE WARDEN .....</b>	<b>\$ 431,255.65</b>	<b>\$ 243,320.99</b>	<b>\$ 413,525.88</b>	<b>\$ 415,828.14</b>	<b>\$ 404,739.24</b>

PROTECTION TO PERSON AND PROPERTY

## Fire Warden—Fire Protection Districts

### SUPERVISION OF FIRE PROTECTION DISTRICTS

APPROPRIATIONS \$15,373.48

Classification	EXPENDITURES				
	Actual Prior Year 1932-33	Actual Current Year To 3-1-1934	Estimated Current Year 1933-34	Requested Fiscal Year 1934-35	Allowed Fiscal Year 1934-35
<b>SALARIES AND WAGES</b>					
Title of Position			Rate of Pay		
			A	B	C
1 Asst. Firewarden.....		\$ 250	\$ 260	\$ 275	\$ 2,727.00
2 Asst. Firewardens.....		200	210	225	4,363.20
1 Fire District Contract Clerk.....		165	170	175	1,908.96
1 Stenographer, Grade II.....		130	135	140	1,527.12
1 Central Dispatcher.....		150	155	160	1,636.20
<b>TOTAL SALARIES AND WAGES</b> .....	<b>\$ 13,305.50</b>	<b>\$ 8,095.37</b>	<b>\$ 12,162.48</b>	<b>\$ 12,162.48</b>	<b>\$ 12,162.48</b>
<b>MAINTENANCE AND OPERATION</b>					
<b>Administration—Fire Protection Districts</b>					
<b>Services Other Than Personal</b>					
Auto Mileage Allowance.....	\$ 1,327.28	\$ 783.08	\$ 1,600.00	\$ 1,600.00	\$ 1,600.00
Miscellaneous Services, N.O.C.....	2.69	.94	856.00	856.00	856.00
Postage.....	270.00		30.00	30.00	30.00
<b>Supplies</b>					
Office Supplies.....	219.30	54.68	225.00	225.00	225.00
Miscellaneous Supplies, N.O.C.....	3.91		125.00	125.00	125.00
<b>Contributions, Awards and Fixed Obligations</b>					
Insurance on Relief Engines.....	97.73		325.00	325.00	325.00
Insurance—Liability.....	192.76				
<b>TOTAL MAINTENANCE AND OPERATION</b> .....	<b>\$ 2,113.67</b>	<b>\$ 838.70</b>	<b>\$ 3,161.00</b>	<b>\$ 3,161.00</b>	<b>\$ 3,161.00</b>
<b>CAPITAL OUTLAY</b>					
<b>Equipment</b>					
Furniture and Furnishings.....	\$	\$	\$ 50.00	\$ 50.00	\$ 50.00
Filing Cabinets.....	\$ 50.00				
<b>TOTAL FIRE WARDEN—FIRE PROTECTION DISTRICTS</b> .....	<b>\$ 15,419.17</b>	<b>\$ 8,934.07</b>	<b>\$ 15,373.48</b>	<b>\$ 15,373.48</b>	<b>\$ 15,373.48</b>

**Agricultural Department**  
**ERADICATION OF HORTICULTURAL PESTS**  
**APPROPRIATIONS \$167,240.82**

Classification	EXPENDITURES				
	Actual Prior Year 1932-33	Actual Current Year To 3-1-1934	Estimated Current Year 1933-34	Requested Fiscal Year 1934-35	Allowed Fiscal Year 1934-35
<b>SALARIES AND WAGES</b>					
<b>Title of Position</b>	<b>Rate of Pay</b>				
	<b>A</b>	<b>B</b>	<b>C</b>		
1 Agricultural Commissioner, per Annum .....	\$6,000	\$6,000	\$6,000	\$	5,154.00
1 Chief Deputy Commissioner.....	275	300	325		3,092.40
2 Deputies Commissioner .....	225	250	275		5,999.52
2 Deputies Commissioner .....	200	225	250		5,181.36
1 Bookkeeper and Chief Clerk.....	180	190	200		2,181.60
1 Assignment Clerk .....	175	180	185		2,018.04
1 Jr. Bookkeeper .....	130	135	140 (a)		1,636.20
1 Stenographic Secretary, Grade I .....	140	145	150		1,581.72
1 Stenographer, Grade II .....	130	135	140		1,472.64
1 Typist-Clerk, Grade III.....	130	135	140		1,472.64
1 Stenographer, Grade I.....	115	120	125		1,363.56
1 Dictating Machine Operator.....	115	120	125		1,308.96
26 Sr. Inspectors.....	180	190	200		53,667.36
19 Jr. Inspectors.....	150	155	160		27,379.32
5 Jr. Inspectors, as needed, per day .....	5.50	5.50	5.50		3,388.00
2 Jr. Inspectors, as needed, per hr. Persons employed under Item 16 shall be paid at the rate of five dollars and fifty cents per day, and not at the hourly rate, for services of eight hours or more in any one calendar day.	.75	.75	.75		1,200.00
1 Typist-Clerk, Grade II, as needed, per day.....	4.50	4.50	4.50		300.00
5 Agricultural Inspectors who shall serve without compensation.					
15 Foremen, per day.....	4.50	4.50	4.50	}	3,600.00
55 Laborers, per day.....	4.00	4.00	4.00		
<b>Insectary</b>					
1 Skilled Laborer, as needed, per day .....	4.50	4.50	4.50		1,174.50
2 Laborers, as needed, per day.....	4.00	4.00	4.00		2,024.00
(a) Group D—\$145-150-155, as case may be.					
<b>TOTAL SALARIES AND WAGES...</b>	<b>\$ 143,079.67</b>	<b>\$ 82,630.72</b>	<b>\$ 126,344.94</b>	<b>\$ 125,195.82</b>	<b>\$ 125,195.82</b>

**MAINTENANCE AND OPERATION**

**Administrative**

**Services Other Than Personal**

Auto Mileage Allowance.....	\$ 22,130.66	\$ 10,972.44	\$ 20,200.00	\$ 20,000.00	\$ 20,000.00
Binding and Book Repairing.....	5.99	4.66	10.00	10.00	10.00
Express .....	4.30	6.46	15.00	15.00	15.00
Food and Lodging .....	186.70	81.78	300.00	300.00	300.00

**PROTECTION TO PERSON AND PROPERTY**

**AGRICULTURAL DEPARTMENT—Continued**

Classification	EXPENDITURES				
	Actual Prior Year 1932-33	Actual Current Year To 3-1-1934	Estimated Current Year 1933-34	Requested Fiscal Year 1934-35	Allowed Fiscal Year 1934-35
<b>MAINTENANCE AND OPERATION—Continued</b>					
<b>Administrative—Continued</b>					
<b>Services Other Than Personal—Continued</b>					
Freight .....	\$	\$	\$ 5.00	\$ 5.00	\$ 5.00
Miscellaneous Services, N.O.C.....	91.29	7.53	60.00	60.00	60.00
Postage .....	1,225.87	361.91	1,000.00	1,000.00	1,000.00
Printing and Other Reproductive Services .....			10.00	10.00	10.00
Repairs and Maintenance, Tools, Devices and Equipment.....	56.48	31.55	100.00	100.00	100.00
Telegraph .....	37.80	35.83	75.00	75.00	75.00
Telephone .....	334.14	166.85	300.00	300.00	300.00
Testing and Analyzing.....	104.65	13.00	75.00	75.00	75.00
Transportation, Local .....	6.94	27.99	100.00	100.00	100.00
<b>Supplies</b>					
Inventory .....	Cr. 2,421.44				
Laboratory Supplies.....	90.57	68.12	100.00	100.00	100.00
Maps and Map Supplies.....	90.35	19.24	100.00	100.00	100.00
Miscellaneous Supplies, N.O.C.....	101.95	87.01	200.00	200.00	200.00
Office Supplies, N.O.C.....	218.86	108.87	250.00	250.00	250.00
Record Books, Papers, Forms and Covers .....	840.13	280.55	1,000.00	1,000.00	1,000.00
Writing Supplies.....	82.27	39.00	70.00	60.00	60.00
<b>Contributions, Awards and Fixed Obligations</b>					
Rent .....			160.00	480.00	480.00
<b>Total Administrative .....</b>	<b>\$ 23,187.51</b>	<b>\$ 12,312.79</b>	<b>\$ 24,130.00</b>	<b>\$ 24,240.00</b>	<b>\$ 24,240.00</b>
<b>Control of Horticultural Pests</b>					
<b>Argentine Ant Control</b>					
<b>Services Other Than Personal</b>					
Auto Mileage Allowance .....	\$ 131.40	\$	\$	\$	\$
Poisons and Supplies .....	187.82				
<b>Insect Pest Control</b>					
Fumigating and Spraying Contract .....	5,197.53	535.17	5,000.00	5,000.00	5,000.00
<b>Noxious Weed Control</b>					
<b>Personal Services Other Than Employees</b>					
Labor, N.O.C. ....	88.93	129.74	200.00	900.00	900.00
<b>Services Other Than Personal</b>					
Auto Service .....				200.00	200.00
Auto Mileage Allowance.....	48.68	42.28	150.00	200.00	200.00
Repairs and Maintenance, Tools, Devices and Equipment.....	Cr. 329.31	Cr. 65.32	200.00	400.00	400.00
<b>Supplies</b>					
Spray Materials and Extermi- nators .....	1,159.05	Cr. 141.00	700.00	700.00	700.00
<b>Pear Blight Control</b>					
<b>Personal Services Other Than Employees</b>					
Labor, N.O.C.....	296.25	18.72	1,000.00	1,000.00	1,000.00

**LOS ANGELES COUNTY BUDGET—1934-35**

**AGRICULTURAL DEPARTMENT—Continued**

Classification	EXPENDITURES				
	Actual Prior Year 1932-33	Actual Current Year To 3-1-1934	Estimated Current Year 1933-34	Requested Fiscal Year 1934-35	Allowed Fiscal Year 1934-35
<b>MAINTENANCE AND OPERATION—Continued</b>					
<b>Control of Horticultural Pests—Continued</b>					
<b>Pear Blight Control—Continued</b>					
<b>Services Other Than Personal</b>					
Auto Mileage Allowance.....	\$	\$	\$ 50.00	\$ 50.00	\$ 50.00
Hauling .....			100.00	100.00	100.00
<b>Supplies</b>					
Poison Supplies.....	85.05		150.00	50.00	50.00
<b>Rodent Control, Noxious Bird Control and Eradication</b>					
<b>Personal Services Other Than Employees</b>					
Labor, N.O.C.....	1,402.14	319.78	900.00	1,000.00	1,000.00
<b>Services Other Than Personal</b>					
Auto Mileage Allowance.....	1,322.60	592.22	1,400.00	1,400.00	1,400.00
Gas and Electricity.....	10.04	5.57	50.00	50.00	50.00
Repairs and Maintenance, Tools, Devices and Equipment.....	130.93	9.59	100.00	100.00	100.00
<b>Supplies</b>					
Poison Supplies and Extermi- nators .....	3,588.73	679.11	3,400.00	3,000.00	3,000.00
<b>Contributions, Awards and Fixed Obligations</b>					
Horse Hire .....	112.00	14.00	100.00	200.00	200.00
Walnut Husk Maggot Control	26.00				
<b>Total Control of Horticultural Pests..</b>	<b>\$ 13,457.84</b>	<b>\$ 2,139.86</b>	<b>\$ 13,500.00</b>	<b>\$ 14,350.00</b>	<b>\$ 14,350.00</b>
<b>Insectary</b>					
<b>Services Other Than Personal</b>					
Auto Service .....	\$ 3.29	\$	\$	\$ 100.00	\$ 100.00
Auto Mileage Allowance.....	130.28	76.00	600.00	750.00	750.00
Electricity .....	137.74	78.36	175.00	270.00	270.00
Gas .....	213.47	131.13	300.00	420.00	420.00
Minor Installations and Changes...		76.66	125.00	75.00	75.00
Miscellaneous Services, N.O.C.....	31.81		25.00	25.00	25.00
Repairs and Maintenance, Tools, Devices and Equipment.....				100.00	100.00
Telephone .....	40.87	26.00	55.00	55.00	55.00
<b>Supplies</b>					
Agricultural and Gardeners'.....	1.22	1.45	25.00	25.00	25.00
Miscellaneous, N.O.C.....		39.80	150.00	150.00	150.00
Seeds and Plants.....	41.49	422.33	900.00	1,200.00	1,200.00
<b>Contributions, Awards and Fixed Obligations</b>					
Rent .....	35.00	15.00	45.00	60.00	60.00
<b>Total Insectary .....</b>	<b>\$ 635.17</b>	<b>\$ 866.73</b>	<b>\$ 2,400.00</b>	<b>\$ 3,230.00</b>	<b>\$ 3,230.00</b>
<b>TOTAL MAINTENANCE AND OPERATION .....</b>	<b>\$ 37,280.52</b>	<b>\$ 15,319.38</b>	<b>\$ 40,030.00</b>	<b>\$ 41,820.00</b>	<b>\$ 41,820.00</b>

**PROTECTION TO PERSON AND PROPERTY**

**AGRICULTURAL DEPARTMENT—Continued**

Classification	EXPENDITURES				
	Actual Prior Year 1932-33	Actual Current Year To 3-1-1934	Estimated Current Year 1933-34	Requested Fiscal Year 1934-35	Allowed Fiscal Year 1934-35
<b>CAPITAL OUTLAY</b>					
<b>Equipment</b>					
Books .....		\$	\$	\$	\$
Furniture and Furnishings.....	93.80		56.81	100.00	100.00
Filing Cases .....	\$ 100.00				
Office Equipment Other Than Furniture .....	89.10		100.00	100.00	100.00
Typewriter .....	\$ 100.00				
<b>TOTAL CAPITAL OUTLAY</b> .....	<b>\$ 182.90</b>	<b>\$</b>	<b>56.81</b>	<b>\$</b>	<b>225.00</b>
<b>TOTAL AGRICULTURAL DEPARTMENT</b> .....	<b>\$ 180,543.09</b>	<b>\$</b>	<b>98,006.91</b>	<b>\$</b>	<b>166,599.94</b>
				<b>\$</b>	<b>167,240.82</b>
				<b>\$</b>	<b>167,240.82</b>

LOS ANGELES COUNTY BUDGET—1934-35

Live Stock Department

TREATMENT AND PREVENTION OF COMMUNICABLE DISEASES AMONG ANIMALS

APPROPRIATIONS \$60,401.24

Classification	EXPENDITURES				
	Actual Prior Year 1932-33	Actual Current Year To 3-1-1934	Estimated Current Year 1933-34	Requested Fiscal Year 1934-35	Allowed Fiscal Year 1934-35
<b>SALARIES AND WAGES</b>					
<b>Title of Position</b>	<b>Rate of Pay</b>				
	<b>A</b>	<b>B</b>	<b>C</b>		
1 Live Stock Inspector, per Annum .....	\$5,400	\$5,400	\$5,400	\$	4,638.60
1 Deputy Live Stock Inspector.....	300	310	325		3,195.48
1 Sr. Veterinarian .....	300	300	300		3,092.40
4 Veterinarians .....	250	260	275		11,726.28
4 Jr. Veterinarians.....	200	210	225		9,653.76
1 Sr. Clerk.....	145	150	155		1,690.80
1 Permit Clerk .....	130	135	140		1,418.04
1 Stenographer, Grade I.....	115	120	125		1,254.48
1 Quarantine Officer, as needed....	200	200	200		2,181.60
4 Cleaning and Disinfection Men..	150	160	175		6,544.80
3 Clerks, Grade II, or Typist-Clerks, Grade II, or Stenographers, Grade I, as needed, per day .....	4.50	4.50	4.50		
50 Guards, and Temporary Help, as needed, per day.....	4.00	4.00	4.00		1,600.00
20 Deputy Live Stock Inspectors, as needed, without compensation.					
<b>TOTAL SALARIES AND WAGES....</b>	<b>\$ 48,946.42</b>	<b>\$ 31,124.90</b>	<b>\$ 46,723.72</b>	<b>\$ 48,096.24</b>	<b>\$ 46,996.24</b>
<b>MAINTENANCE AND OPERATION</b>					
<b>Services Other Than Personal</b>					
Auto Mileage Allowance.....	\$ 5,281.68	\$ 3,366.92	\$ 6,078.00	\$ 6,000.00	\$ 5,700.00
Auto Service .....	1,066.74	396.42	746.00	750.00	600.00
Binding and Book Repairing.....	41.49		50.00	50.00	50.00
Cartage .....	16.81	.84	10.00	25.00	25.00
Express .....	1.37		5.00	15.00	15.00
Food and Lodging .....	165.35	15.90	50.00	150.00	150.00
Freight .....			15.00	15.00	15.00
Miscellaneous Services, N.O.C. ....	157.37	1,043.28	1,100.00	150.00	150.00
Postage .....	228.25	55.64	175.00	175.00	175.00
Printing and Other Reproductive Services .....	25.98	15.44	50.00	50.00	50.00
Publications, Pamphlets and Books .....	60.76	50.40	51.00	50.00	50.00
Repairs and Maintenance, Tools, Devices and Equipment.....	40.15	10.09	50.00	50.00	50.00
Telegraph .....	12.50	.38	25.00	25.00	25.00
Telephone .....	962.51	668.22	1,000.00	1,000.00	1,000.00
Transportation, Local .....	235.82			200.00	200.00
<b>Supplies</b>					
Ear Tags.....	784.00		400.00	400.00	400.00
Medical and Surgical Supplies.....	798.47	25.55	100.00	300.00	300.00
Miscellaneous Supplies, N.O.C. ....	701.01	680.62	1,300.00	2,000.00	1,750.00
Office Supplies.....	193.85	76.51	175.00	175.00	150.00

**PROTECTION TO PERSON AND PROPERTY**

**LIVE STOCK DEPARTMENT—Continued**

Classification	EXPENDITURES				
	Actual Prior Year 1932-33	Actual Current Year To 3-1-1934	Estimated Current Year 1933-34	Requested Fiscal Year 1934-35	Allowed Fiscal Year 1934-35
<b>MAINTENANCE AND OPERATION—Continued</b>					
<b>Supplies—Continued</b>					
Record Books, Papers, Forms and Covers .....	\$ 187.46	\$ 36.62	\$ 100.00	\$ 175.00	\$ 175.00
Writing Supplies.....	40.66	6.20	25.00	25.00	25.00
<b>Contributions, Awards and Fixed Obligations</b>					
Rent .....	1,800.00	1,200.00	1,800.00	1,800.00	1,800.00
Storage .....	1.00				
Membership Dues .....		25.00	25.00	25.00	25.00
<b>TOTAL MAINTENANCE AND OPERATION .....</b>	<b>\$ 12,803.23</b>	<b>\$ 7,674.03</b>	<b>\$ 13,330.00</b>	<b>\$ 13,605.00</b>	<b>\$ 12,880.00</b>
<b>CAPITAL OUTLAY</b>					
<b>Equipment</b>					
Books .....	\$ 28.39	\$	\$ 50.00	\$ 50.00	\$ 50.00
Furniture and Furnishings.....	115.50		100.00	100.00	100.00
Bookcases and Filing Cabinets .....	\$100.00				
Heat, Cold and Mechanical Power Transmission Equipment.....	21.27		25.00	25.00	25.00
Electric Heater.....	\$ 25.00				
Medical, Surgical and Veterinary Equipment .....	116.57		300.00	300.00	300.00
Post-Mortem Equipment..	\$300.00				
Motor Vehicles.....				1,250.00	
Office Equipment Other Than Furniture .....	165.76		50.00	50.00	50.00
Office Equipment, N.O.C..	\$ 50.00				
<b>TOTAL CAPITAL OUTLAY.....</b>	<b>\$ 447.49</b>	<b>\$</b>	<b>\$ 525.00</b>	<b>\$ 1,775.00</b>	<b>\$ 525.00</b>
<b>TOTAL LIVE STOCK DEPARTMENT .....</b>	<b>\$ 62,197.14</b>	<b>\$ 38,798.93</b>	<b>\$ 60,578.72</b>	<b>\$ 63,476.24</b>	<b>\$ 60,401.24</b>

**Sealer of Weights and Measures**  
**PREVENTION OF USE OF FALSE WEIGHTS AND MEASURES**  
**APPROPRIATIONS \$76,168.32**

Classification	EXPENDITURES				
	Actual Prior Year 1932-33	Actual Current Year To 3-1-1934	Estimated Current Year 1933-34	Requested Fiscal Year 1934-35	Allowed Fiscal Year 1934-35
<b>SALARIES AND WAGES</b>					
	Rate of Pay				
<b>Title of Position</b>		<b>A</b>	<b>B</b>	<b>C</b>	
1 Sealer of Weights and Measures .....per annum		\$5,400	\$5,400	\$5,400	\$4,638.60
2 Assistant Sealers.....		200	225	250	5,454.00
15 Senior Deputies.....		175	180	190	30,433.56
7 Junior Deputies.....		150	155	160	11,562.48
1 Junior Deputy and Chemist.....		150	155	160	1,636.20
1 Stenographer, Grade II, and Office Deputy.....		130	135	140	1,418.04
1 Typist-Clerk, Grade II.....		115	120	125	1,363.56
9 Helpers .....		100	105	110	9,980.88
10 Deputies to Serve Without Com- pensation.					
<b>TOTAL SALARIES AND WAGES.....</b>	<b>\$ 66,157.38</b>	<b>\$ 44,367.16</b>	<b>\$ 66,562.32</b>	<b>\$ 66,562.32</b>	<b>\$ 66,487.32</b>
<b>MAINTENANCE AND OPERATION</b>					
<b>Services Other Than Personal</b>					
Auto Mileage Allowance.....	\$ 1,813.28	\$ 989.56	\$ 2,000.00	\$ 2,000.00	\$ 2,000.00
Auto Service.....	4,473.53	2,603.14	4,850.00	5,000.00	5,000.00
Electricity .....	50.21	27.69	60.00	75.00	75.00
Express .....			5.00	5.00	5.00
Food and Lodging.....	276.90	17.90	300.00	300.00	300.00
Freight .....	3.40		5.00	5.00	5.00
Gas .....	58.62	21.74	75.00	75.00	75.00
Miscellaneous Services, N.O.C.....	26.94	24.45	80.00	80.00	80.00
Postage .....	282.00	131.50	225.00	225.00	225.00
Repairs and Maintenance, Tools, Devices and Equipment.....	84.95	66.62	90.00	90.00	90.00
Telegraph .....		.36	5.00	5.00	5.00
Telephone .....	68.05	39.35	75.00	75.00	75.00
Transportation .....	15.75		25.00	25.00	25.00
Water .....	334.79		300.00	300.00	300.00
<b>Supplies</b>					
Ice .....	31.01	4.48	50.00	50.00	50.00
Office Supplies, N.O.C.....	105.67	149.33	250.00	250.00	250.00
Operating Supplies and Tools.....	410.15	181.79	500.00	500.00	400.00
Record Books, Papers, Forms and Covers .....	615.90	14.42	400.00	400.00	361.00
Writing Supplies.....	40.16	63.39	70.00	60.00	60.00
<b>TOTAL MAINTENANCE AND OPERATION .....</b>	<b>\$ 8,691.31</b>	<b>\$ 4,335.72</b>	<b>\$ 9,365.00</b>	<b>\$ 9,520.00</b>	<b>\$ 9,381.00</b>

**PROTECTION TO PERSON AND PROPERTY**

**SEALER OF WEIGHTS AND MEASURES—Continued**

Classification	EXPENDITURES				
	Actual Prior Year 1932-33	Actual Current Year To 3-1-1934	Estimated Current Year 1933-34	Requested Fiscal Year 1934-35	Allowed Fiscal Year 1934-35
<b>CAPITAL OUTLAY</b>					
<b>Equipment</b>					
Furniture and Furnishings.....	\$ 63.50	\$	\$ 100.00	\$	\$
Inspection Equipment .....	32.00	143.68	200.00	150.00	150.00
Test Weights .....	\$ 75.00				
Test Measures .....	75.00				
Office Equipment Other Than Furniture .....				150.00	150.00
Rotary "Ditto" .....	\$150.00				
<b>TOTAL CAPITAL OUTLAY.....</b>	<b>\$ 95.50</b>	<b>\$ 143.68</b>	<b>\$ 300.00</b>	<b>\$ 300.00</b>	<b>\$ 300.00</b>
<b>TOTAL SEALER OF WEIGHTS AND MEASURES.....</b>	<b>\$ 74,944.19</b>	<b>\$ 48,846.56</b>	<b>\$ 76,227.32</b>	<b>\$ 76,382.32</b>	<b>\$ 76,168.32</b>

## State Commission for Protection of Children and Animals

### PREVENTION OF CRUELTY TO CHILDREN AND ANIMALS

APPROPRIATION \$10,200.00

Classification	EXPENDITURES				
	Actual Prior Year 1932-33	Actual Current Year To 3-1-1934	Estimated Current Year 1933-34	Requested Fiscal Year 1934-35	Allowed Fiscal Year 1934-35
<b>MAINTENANCE AND OPERATION</b>					
Alhambra, San Gabriel Humane Society .....	\$ 1,800.00	\$ 1,050.00	\$ 1,800.00	\$ 1,800.00	\$ 1,800.00
Inglewood Humane Society.....	3,450.00	1,750.00	3,000.00	3,000.00	3,000.00
State Commission.....	3,600.00	2,100.00	3,600.00	3,600.00	3,600.00
Verdugo Hills Humane Society.....	1,800.00	1,050.00	1,800.00	1,800.00	1,800.00
<b>TOTAL STATE COMMISSION FOR PROTECTION OF CHILDREN AND ANIMALS.....</b>	<b>\$ 10,650.00</b>	<b>\$ 5,950.00</b>	<b>\$ 10,200.00</b>	<b>\$ 10,200.00</b>	<b>\$ 10,200.00</b>

## U. S. Department of Interior

### GAUGING AND RECORDING RAINFALL AND STREAM FLOW

APPROPRIATION \$2,600.00

Classification	EXPENDITURES				
	Actual Prior Year 1932-33	Actual Current Year To 3-1-1934	Estimated Current Year 1933-34	Requested Fiscal Year 1934-35	Allowed Fiscal Year 1934-35
<b>MAINTENANCE AND OPERATION</b>					
Services Other Than Personal					
Payments of Contracts.....		\$ 1,248.00	\$ 2,600.00	\$ 2,600.00	\$ 2,600.00

## U. S. Department of Forestry


### CONSTRUCTION AND MAINTENANCE OF MOUNTAIN TRAILS AND FIREBREAKS

APPROPRIATION \$8,000.00

Classification	EXPENDITURES				
	Actual Prior Year 1932-33	Actual Current Year To 3-1-1934	Estimated Current Year 1933-34	Requested Fiscal Year 1934-35	Allowed Fiscal Year 1934-35
<b>MAINTENANCE AND OPERATION</b>					
Services Other Than Personal					
Maintenance and Construction of Firebreaks .....	\$ 42,775.61	\$ 15,461.58	\$ 15,731.00	\$ 15,856.00	\$ 8,000.00

# Health and Sanitation

Total Appropriations.....\$2,198,735.17



**HEALTH AND SANITATION**

**Health Department**

**CONSERVATION OF HEALTH; REGULATION AND PROMOTION OF SANITATION  
APPROPRIATIONS \$802,212.91**

Classification	EXPENDITURES				
	Actual Prior Year 1932-33	Actual Current Year To 3-1-1934	Estimated Current Year 1933-34	Requested Fiscal Year 1934-35	Allowed Fiscal Year 1934-35
<b>SALARIES AND WAGES</b>					
<b>Title of Position</b>					
<b>I. BUREAU OF GENERAL ADMINISTRATION</b>					
<b>(1) Executive Division</b>					
1 Health Officer.....per annum		A	B	C	
1 Business Manager.....	\$7,200	\$7,200	\$7,200		\$ 5,824.80
1 Stenographic Secretary, Grade III .....	300	325	350		3,607.80
3 Stenographers, Grade II.....	160	165	170		1,854.36
2 Stenographers, Grade I.....	130	135	140		4,363.20
1 Typist-Clerk, Grade I.....	115	120	125		2,508.96
2 Research Assistants.....	100	105	110		1,090.80
200 Special Health Officers who shall serve without compensation.	150	160	175		3,381.48
<b>Total Executive Division.....</b>					<b>\$ 22,631.40</b>
<b>(2) Division of Accounts and Records</b>					
1 Chief Clerk .....	180	190	200		\$ 1,963.44
1 Bookkeeper .....	145	150	155		1,636.20
3 Clerks, Grade III.....	130	135	140		4,526.88
1 Typist-Clerk, Grade III.....	130	135	140		1,527.12
2 Typist-Clerks, Grade I.....	100	105	110		2,290.68
1 Statistical Clerk.....	165	170	175		1,908.96
1 Cost Clerk.....	145	150	155		1,581.72
2 Hollerith Operators, Grade II....	130	135	140		1,472.64
4 Hollerith Operators, Grade I.....	115	120	125		3,872.40
4 Hollerith Operators, Grade I, as needed.....per day	4.50	4.50	4.50		837.48
<b>Total Division of Accounts and Records .....</b>					<b>\$ 21,617.52</b>
<b>(3) Division of Maintenance and Supplies</b>					
1 Administrative Assistant, Division of Maintenance and Supplies .....	200	210	225		\$ 2,290.68
1 Junior Assistant.....	150	160	175		1,745.28
1 Chief Maintenance Man.....	150	155	160		1,690.80
1 Clerk, Grade III.....	130	135	140		1,472.64
1 Clerk (Male), Grade III.....	130	135	140		1,472.64
1 Stenographer, Grade II.....	130	135	140		1,527.12
2 Truck Drivers .....	125	130	135		2,890.68
2 Typist-Clerks, Grade II.....	115	120	125		2,508.96
1 Shipping Clerk (Male).....	115	120	125		.....
12 Caretakers .....	105	110	115		9,544.92
1 Messenger (Male), with motorcycle .....	100	100	100		.....
1 Seamstress .....	90	95	100		1,036.32

**LOS ANGELES COUNTY BUDGET—1934-35**

**HEALTH DEPARTMENT—Continued**

Classification Title of Position	EXPENDITURES			Requested Fiscal Year 1934-35	Allowed Fiscal Year 1934-35
	Actual Prior Year 1932-33	Actual Current Year To 3-1-1934	Estimated Current Year 1933-34 Rate of Pay		
	A	B	C		
<b>SALARIES AND WAGES—Continued</b>					
<b>BUREAU OF GENERAL ADMINISTRATION—Continued</b>					
<b>Division of Maintenance and Supplies—Continued</b>					
10 Laborers, as needed.....per day		\$ 4.00	\$ 4.00	\$ 4.00	\$ 1,700.00
18 Janitors, as needed.....per hour		.50	.50	.50	11,358.00
<b>Total Division of Maintenance and Supply</b>					<b>\$ 39,238.04</b>
<b>(4) Division of Local Districts</b>					
7 District Health Officers, Gr. II....	325	350	375		\$ 26,801.16
1 District Health Officer, Grade II three-fourths time.....	250	275	300		3,092.40
1 Stenographer, Grade II.....	130	135	140		1,527.12
2 Stenographers, Grade I.....	115	120	125		2,618.04
5 Clerks, Grade II.....	115	120	125		5,290.56
4 Typist-Clerks, Grade II.....	115	120	125		4,036.08
17 Typist-Clerks, Grade I.....	100	105	110		18,925.56
5 Telephone Operators.....	115	120	125		6,435.96
<b>Total Division of Local Districts</b>					<b>\$ 68,726.88</b>
<b>Total Bureau of General Administration</b>					<b>\$ 152,213.84</b>
<b>II. BUREAU OF MEDICAL AND SOCIAL SERVICE</b>					
<b>(1) Division of Medical Social Service</b>					
1 Chief Medical Social Worker.....	180	190	200		\$ 2,181.60
8 Medical Social Workers.....	170	175	180		13,526.04
2 Asst. Medical Social Workers.....	140	145	150		1,527.12
2 Stenographers, Grade II.....	130	135	140		2,836.08
5 Stenographers, Grade I.....	115	120	125		6,435.96
2 Typist-Clerks, Grade II.....	115	120	125		2,672.52
2 Typist-Clerks, Grade I.....	100	105	110		2,290.80
<b>Total Division of Medical Social Service</b>					<b>\$ 31,470.12</b>
<b>(2) Division of Technical Services</b>					
6 Emergency and Consultant Physicians, as needed.....per hour	2.50	2.50	2.50		\$ 3,000.00
1 Roentgenologist	325	350	375		3,865.56
1 Stenographer, Grade II.....	130	135	140		1,472.64
1 Physiotherapist.....	175	180	190		.....
4 X-Ray Technicians.....	155	160	165		6,872.16
<b>Total Division of Technical Services</b>					<b>\$ 15,210.36</b>
<b>Total Bureau of Medical and Social Service</b>					<b>\$ 46,680.48</b>
<b>III. BUREAU OF MATERNAL AND CHILD HYGIENE</b>					
<b>(1) Division of Hygiene and Health Education</b>					
1 Director Bureau of Child Hygiene .....	325	350	375		\$ 3,865.56
1 Stenographer, Grade II.....	130	135	140		1,418.04
1 Typist-Clerk, Grade I.....	100	105	110		.....
8 Hygiene Physicians.....	225	250	275		2,727.00
8 Emergency and Consultant Physicians, as needed.....per hour	2.50	2.50	2.50		13,433.00
<b>Total Division of Hygiene and Health Education</b>					<b>\$ 21,443.60</b>

**HEALTH AND SANITATION**

**HEALTH DEPARTMENT—Continued**

Classification	EXPENDITURES				
	Actual Prior Year 1932-33	Actual Current Year To 3-1-1934	Estimated Current Year 1933-34	Requested Fiscal Year 1934-35	Allowed Fiscal Year 1934-35
<b>SALARIES AND WAGES—Continued</b>					
Title of Position					
<b>BUREAU OF MATERNAL AND CHILD HYGIENE—Continued</b>					
<b>(2) Division of Oral Hygiene</b>					
1 Supervising Dentist.....		\$ 250	\$ 260	\$ 275	\$ 2,999.76
12 Dentists .....		200	225	250	14,589.48
5 Dental Assistants.....		75	75	75	.....
1 Supervising Oral Hygienist.....		180	190	200	2,181.60
7 Oral Hygienists.....		150	160	170	9,080.91
<b>Total Division of Oral Hygiene.....</b>					<b>\$ 28,851.75</b>
<b>Total Bureau of Maternal and Child Hygiene</b>					<b>\$ 50,295.35</b>
<b>IV. BUREAU OF INSPECTIONS</b>					
<b>(1) Division of General and Special Sanitation</b>					
1 Director, Bureau of Inspections		275	285	300	\$ 3,092.40
1 Sanitary Instructor.....		190	200	210	2,181.60
1 Complaint Clerk.....		145	150	155	1,636.20
1 Stenographer, Grade II.....		130	135	140	1,527.12
2 Stenographers, Grade I.....		115	120	125	2,508.96
1 Chief Sanitary Inspector.....		190	200	210	2,290.68
1 Chief Water and Sewage Insptr.		175	180	190	2,072.52
1 Chief Food Inspector.....		190	200	210	2,290.68
1 Sanitary Inspector, Grade III...		150	155	160(a)	1,854.36
1 Sanitary Technician.....		175	180	190	1,908.96
1 Sanitary Inspector, Grade III.....		150	155	160(a)	1,908.96
1 Veterinarian .....		300	300	300	3,092.40
1 Junior Veterinarian.....		200	210	225	2,454.36
<b>Total Division of General and Special Sanitation.....</b>					<b>\$ 28,819.20</b>
<b>(2) Division of District Inspection</b>					
10 Chief District Sanitary Inspectors		175	180	190	\$ 20,561.64
20 Sanitary Inspectors, Grade III..		150	155	160(a)	34,033.32
39 Sanitary Inspectors, Grade II..		130	135	140	20,125.56
15 Sanitary Inspectors, Grade I, as needed.....per day		5.00	5.00	5.00	90.90
<b>Total Division of District Inspection</b>					<b>\$ 74,811.42</b>
<b>Total Bureau of Inspections.....</b>					<b>\$ 103,630.62</b>
<b>V. BUREAU OF PUBLIC HEALTH NURSING</b>					
<b>(1) Division of Supervision and Training</b>					
1 Chief Nurse.....		200	210	225	\$ 2,454.36
2 Instructors of Nursing.....		160	165	170(b)	3,817.80
1 Stenographer, Grade II.....		130	135	140	1,527.12
<b>Total Division of Supervision and Training</b>					<b>\$ 7,799.28</b>
<b>(2) Division of District Nursing</b>					
9 Public Health Nurses, Grade IV		165	170	175	\$ 16,853.40
21 Public Health Nurses, Grade III		150	155	160	36,323.76
24 Public Health Nurses, Grade II		135	140	145	36,379.32

**LOS ANGELES COUNTY BUDGET—1934-35**

**HEALTH DEPARTMENT—Continued**

Classification	EXPENDITURES				
	Actual Prior Year 1932-33	Actual Current Year To 3-1-1934	Estimated Current Year 1933-34	Requested Fiscal Year 1934-35	Allowed Fiscal Year 1934-35
<b>SALARIES AND WAGES—Continued</b>					
Title of Position					
<b>BUREAU OF PUBLIC HEALTH NURSING—Continued</b>					
Division of District Nursing—Continued					
	Rate of Pay				
	<b>A</b>	<b>B</b>	<b>C</b>		
12 Public Health Nurses, Grade I (General) .....	\$ 125	\$ 125	\$ 125(c)		\$ 13,853.76
32 Public Health Nurses, Grade 1 (Clinics) .....	125	125	125(c)		.....
30 Nurses, as needed.....per hour	.75	.75	.75		11,556.96
50 Asst. Nurses, as needed..per hour	.50	.50	.50		11,088.00
1 Asst. Nurse (Lancaster), as needed.....per hour	.50	.50	.50		1,144.00
50 Asst. Nurses, without compensa- tion.					
<b>Total Division of District Nursing</b>					<b>\$ 127,199.20</b>
<b>Total Bureau of Public Health Nursing</b>					<b>\$ 134,998.48</b>
<b>VI. BUREAU OF COMMUNICABLE DISEASE CONTROL</b>					
<b>(1) Division of Epidemiology and Vital Statistics</b>					
1 Director, Bureau of Communi- cable Diseases.....	350	375	400		\$ 4,123.20
1 Stenographer, Grade I.....	115	120	125		1,308.96
1 Diagnostician .....	325	350	375		3,865.56
7 District Health Officers, Grade I	275	300	325		19,049.76
1 Chief Quarantine Officer.....	185	190	200		2,181.60
1 Quarantine Officer.....	130	135	140		1,418.04
6 Quarantine Officers, as needed .....per day	5.00	5.00	5.00		5,031.96
10 Emergency and Consultant Phy- sicians.....per visit	5.00	5.00	5.00		90.90
1 Registrar.. ..	165	170	175		1,908.96
14 Assistant Registrars.....	130	135	140(d)		21,325.44
7 Deputy Registrars of Vital Sta- tistics who shall receive twenty- five cents for each birth or death certificate.					909.00
2 Typist-Clerks, Grade I.....	100	105	110		2,290.68
<b>Total Division of Epidemiology and Vital Statistics .....</b>					<b>\$ 63,504.06</b>
<b>(2) Division of Tuberculosis</b>					
1 Tuberculosis Physician.....	300	325	350		\$ 3,350.16
1 Clerk, Grade II.....	115	120	125		1,254.48
4 Clinic Physicians.....	250	275	300		11,818.92
5 Consultant Physicians, as need- ed.....per hour	2.50	2.50	2.50		3,363.30
<b>Total Division of Tuberculosis.....</b>					<b>\$ 19,786.86</b>

**HEALTH AND SANITATION**

**HEALTH DEPARTMENT—Continued**

Classification	EXPENDITURES				
	Actual Prior Year 1932-33	Actual Current Year To 3-1-1934	Estimated Current Year 1933-34	Requested Fiscal Year 1934-35	Allowed Fiscal Year 1934-35
<b>SALARIES AND WAGES—Continued</b>					
Title of Position		Rate of Pay			
		A	B	C	
<b>BUREAU OF COMMUNICABLE DISEASE CONTROL—Continued</b>					
(3) Division of Social Hygiene					
3 Hygiene Physicians.....		250	275	300	\$ 8,546.40
5 Emergency and Consultant Physicians, as needed.....per hour		2.50	2.50	2.50	4,372.50
<b>Total Division of Social Hygiene....</b>					<b>\$ 12,918.90</b>
<b>Total Bureau of Communicable Disease Control.....</b>					<b>\$ 96,209.82</b>
<b>VII. BUREAU OF LABORATORIES</b>					
1 Director, Bureau of Laboratories		300	325	350	\$ 3,607.80
1 Typist-Clerk, Grade II.....		115	120	125	1,254.48
6 Bacteriologists, Grade III.....		160	165	175(e)	11,453.76
6 Bacteriologists, Grade II.....		150	155	160	10,035.48
2 Bacteriologists, Grade I.....		125	130	140	2,727.12
6 Laboratory Assistants.....		90	95	100	3,272.40
1 Chemist, Grade III.....		200	210	225	2,454.36
3 Chemists, Grade I.....		150	155	160	5,072.28
<b>Total Bureau of Laboratories.....</b>					<b>\$ 39,877.68</b>
<b>Poliomyelitis Epidemic</b>					
1 District Health Officer, Grade I		275	300	325	\$ 2,999.64
1 Orthopedist .....		250	250	250	908.80
1 Physiotherapist .....		175	180	190	2,072.40
1 Bio-Chemist .....		150	150	150	545.40
6 Junior Physiotherapists.....		135	140	150	2,944.80
6 Emergency and Consulting Physicians.....per hour		2.50	2.50	2.50	6,560.00
2 Quarantine Officers.....per day		5.00	5.00	5.00	733.00
2 Assistant Nurses.....per hour		.50	.50	.50	688.00
6 Typist-Clerks, Grade I.....		100	105	110	2,181.60
<b>Total Poliomyelitis Epidemic.....</b>					<b>\$ 19,633.64</b>
(a) Group D—\$165-170-175, as case may be.					
(b) Group D—\$180-190-200, as case may be.					
(c) Group D—\$135-140-145, as case may be.					
(d) Group D—\$145-150-155, as case may be.					
(e) Group D—\$175.					
<b>TOTAL SALARIES AND WAGES....</b>	\$ 683,037.87	\$ 423,933.47	\$ 638,576.52	\$ 653,065.10	\$ 643,539.91
Less Interdepartmental Service Charges .....	8,535.52	6,634.58	10,000.00	9,000.00	9,000.00
<b>TOTAL SALARIES AND WAGES (NET) .....</b>	<b>\$ 674,502.35</b>	<b>\$ 417,298.89</b>	<b>\$ 628,576.52</b>	<b>\$ 644,065.10</b>	<b>\$ 634,539.91</b>

LOS ANGELES COUNTY BUDGET—1934-35

HEALTH DEPARTMENT—Continued

Classification	EXPENDITURES				
	Actual Prior Year 1932-33	Actual Current Year To 3-1-1934	Estimated Current Year 1933-34	Requested Fiscal Year 1934-35	Allowed Fiscal Year 1934-35
<b>MAINTENANCE AND OPERATION</b>					
<b>Bureau of Administration</b>					
<b>Services Other Than Personal</b>					
Advertising and Publication of Notices .....				\$ 25.00	\$ 25.00
Auto Mileage Allowance.....	755.58	453.07	880.00	880.00	880.00
Auto Service.....	2,876.87	1,225.79	2,045.00	2,045.00	2,045.00
Express, Freight and Cartage.....	135.26	5.54	11.00	11.00	11.00
Food and Lodging.....	5.30	1.50	2.00	2.00	2.00
Laundry and Towel Service.....		10.76	18.00	18.00	18.00
Miscellaneous Services, N.O.C.....	238.90	55.65	112.00	112.00	112.00
Postage .....	4,279.85		3,384.00	3,384.00	3,384.00
Publication of Pamphlets and Books .....	150.00			100.00	100.00
Repairs and Maintenance of Land Structures and Non-structural Improvements .....	78.44	2.63	4.00	4.00	4.00
Repairs and Maintenance, Tools, Devices and Equipment.....	424.29	94.09	177.00	177.00	177.00
Survey and Preliminary Studies for Future Development.....				50.00	50.00
Telegrams and Telephone.....	45.17	21.82	42.00	42.00	42.00
Transportation, Local.....	16.15	20.00	30.00	30.00	30.00
<b>Supplies</b>					
Cleaning and Caretaking.....		9.41	15.00	15.00	15.00
Clothing and Sewing.....				50.00	50.00
Furnishings .....		4.13	7.00	7.00	7.00
Maps and Blue Prints.....		121.60	182.00	192.00	192.00
Medical, Surgical and Laboratory Miscellaneous Supplies, N.O.C.....	646.70	157.19	236.00	248.00	248.00
Newspapers, Periodicals and Di- rectories .....	242.93	162.90	244.00	257.00	257.00
Office Supplies, N.O.C.....	1,221.45	460.66	691.00	725.00	725.00
Photo, Blue Print and X-Ray Sup- plies .....	609.28	59.51	90.00	95.00	95.00
Record Books, Papers, Forms and Covers .....	5,420.57	2,533.23	4,140.00	4,347.00	4,000.00
Writing Supplies.....	1,102.68	486.29	729.00	766.00	766.00
<b>Contributions, Awards and Fixed Obligations</b>					
Membership Dues.....	60.00	22.00	32.00	32.00	32.00
Rent of Equipment.....	4,413.94	2,467.50	4,230.00	4,230.00	4,230.00
<b>Maintenance of Offices—General</b>					
<b>Hospital</b>					
<b>Services Other Than Personal</b>					
Electricity .....				2,100.00	
Gas .....				500.00	
Miscellaneous Services, N.O.C.....				250.00	
Steam .....				2,000.00	
Repairs and Maintenance, Land Structures and Non-structural Improvements .....				850.00	

## HEALTH AND SANITATION

### HEALTH DEPARTMENT—Continued

Classification	EXPENDITURES				
	Actual Prior Year 1932-33	Actual Current Year To 3-1-1934	Estimated Current Year 1933-34	Requested Fiscal Year 1934-35	Allowed Fiscal Year 1934-35
<b>MAINTENANCE AND OPERATION—Continued</b>					
<b>Bureau of Administration—Continued</b>					
<b>Maintenance of Officers—General Hospital—Continued</b>					
<b>Services Other Than Personal—Continued</b>					
Repairs and Maintenance, Tools, Devices and Equipment.....	\$	\$	\$	\$ 300.00	\$
Water .....				500.00	
<b>Supplies</b>					
Cleaning and Caretaking.....				200.00	
Miscellaneous Supplies, N.O.C.....				150.00	
<b>Total Bureau of Administration.....</b>	<b>\$ 22,723.36</b>	<b>\$ 8,375.27</b>	<b>\$ 17,301.00</b>	<b>\$ 24,794.00</b>	<b>\$ 17,597.00</b>
<b>Bureau of Medical and Social Service</b>					
<b>Services Other Than Personal</b>					
Auto Mileage.....	\$ 4,412.88	\$ 1,363.37	\$ 2,544.00	\$ 2,544.00	\$ 2,544.00
Food and Lodging.....	2.25			10.00	10.00
Laundry and Towel Service.....	1,425.88	146.62	806.00	806.00	806.00
Miscellaneous Services, N.O.C.....	49.02	3.05	5.00	5.00	5.00
Repairs and Maintenance, Tools, Devices and Equipment.....	1,115.31	116.65	180.00	180.00	180.00
Repairs and Maintenance, Land Structures and Non-structural Improvements .....				50.00	50.00
<b>Supplies</b>					
Cleaning and Caretaking.....		2.64	4.00	4.00	4.00
Clothing and Sewing.....				50.00	50.00
Drugs and Medicines.....	1,110.84	618.43	1,011.00	1,062.00	1,062.00
Laboratory Supplies.....		3.87	6.00	6.00	6.00
Medical and Surgical.....	1,598.86	810.36	1,325.00	1,391.00	1,000.00
Miscellaneous Supplies, N.O.C.....	401.33			110.00	110.00
Office Supplies, N.O.C.....	97.34	40.01	60.00	63.00	63.00
Photographic and Blue Printing...	54.96	7.50	12.00	12.00	12.00
Provisions .....				30.00	30.00
Record Books, Papers, Forms and Covers .....	701.51	230.68	377.00	396.00	396.00
Writing Supplies.....	15.78	17.37	27.00	27.00	27.00
X-Ray Supplies.....	432.43	9.24	13.00	15.00	15.00
<b>Total Bureau of Medical and Social Service .....</b>	<b>\$ 11,418.39</b>	<b>\$ 3,369.79</b>	<b>\$ 6,370.00</b>	<b>\$ 6,761.00</b>	<b>\$ 6,370.00</b>
<b>Bureau of Maternal &amp; Child Hygiene</b>					
<b>Services Other Than Personal</b>					
Auto Mileage Allowance.....	\$ 5,942.56	\$ 3,262.69	\$ 6,250.00	\$ 6,250.00	\$ 6,250.00
Auto Service .....				50.00	50.00
Express, Freight and Cartage.....				10.00	10.00
Food and Lodging.....	247.63	162.23	298.00	298.00	298.00
Laundry and Towel Service.....	2,537.90	969.98	2,000.00	2,000.00	2,000.00
Miscellaneous Services, N.O.C.....	19.44			10.00	10.00
Repairs and Maintenance, Tools, Devices and Equipment.....	172.16	95.77	146.00	146.00	146.00

**LOS ANGELES COUNTY BUDGET—1934-35**

**HEALTH DEPARTMENT—Continued**

Classification	EXPENDITURES				
	Actual Prior Year 1932-33	Actual Current Year To 3-1-1934	Estimated Current Year 1933-34	Requested Fiscal Year 1934-35	Allowed Fiscal Year 1934-35
<b>MAINTENANCE AND OPERATION—Continued</b>					
<b>Bureau of Maternal and Child Hygiene—Continued</b>					
<b>Services Other Than Personal—Continued</b>					
Repairs and Maintenance, Land Structures and Non-Structural Improvements .....	\$	\$	\$	\$ 100.00	\$ 100.00
Transportation, Local .....	6.19			10.00	10.00
<b>Supplies</b>					
Cleaning and Caretaking.....		23.90	36.00	38.00	38.00
Clothing and Sewing.....		14.38	21.00	23.00	23.00
Furnishings .....		6.76	11.00	11.00	11.00
Drugs and Medicines.....	1,336.89	366.88	491.00	516.00	516.00
Medical and Surgical, N.O.C.....	4,089.28			2,000.00	2,000.00
Laboratory Supplies, N.O.C.....		24.87	39.00	39.00	39.00
Miscellaneous Supplies, N.O.C.....	278.72	36.58	55.00	58.00	58.00
Office Supplies, N.O.C.....	32.55	13.02	20.00	20.00	20.00
Photographic and Blueprinting.....				10.00	10.00
Provisions .....				10.00	10.00
Record Books, Papers, Forms, and Covers .....	462.80	221.78	362.00	380.00	380.00
Writing Supplies .....	11.39	.59	1.00	1.00	1.00
X-Ray Supplies .....	446.23	6.59	11.00	11.00	11.00
<b>Total Bureau of Maternal and Child Hygiene .....</b>	<b>\$ 15,583.74</b>	<b>\$ 5,206.02</b>	<b>\$ 9,741.00</b>	<b>\$ 11,991.00</b>	<b>\$ 11,991.00</b>
<b>Bureau of Inspection</b>					
<b>Services Other Than Personal</b>					
Auto Mileage Allowance.....	\$ 15,052.12	\$ 9,684.78	\$ 18,500.00	\$ 18,500.00	\$ 15,000.00
Auto Service .....	404.25	481.48	763.00	763.00	500.00
Express, Freight, and Cartage.....				10.00	10.00
Food and Lodging.....	341.60	154.60	260.00	260.00	260.00
Miscellaneous Services, N.O.C.....	396.61	164.19	300.00	300.00	300.00
Publication of Pamphlets and Books .....				10.00	10.00
Repairs and Maintenance, Tools, Devices, and Equipment.....	21.46	13.28	20.00	20.00	20.00
Transportation, Local .....	499.08	6.30	16.00	16.00	16.00
<b>Supplies</b>					
Drugs and Medicines.....		2.98	5.00	5.00	5.00
Medical and Surgical.....		1.16	2.00	2.00	2.00
Miscellaneous Supplies, N.O.C.....	493.42	1,403.86	2,295.00	2,410.00	1,000.00
Office Supplies .....	23.56	24.02	36.00	38.00	38.00
Photographic and Blueprinting.....	30.15	55.72	83.00	88.00	88.00
Record Books, Papers, Forms, and Covers .....	269.88	116.02	189.00	198.00	198.00
Writing Supplies .....	4.91	5.54	9.00	9.00	9.00
<b>Total Bureau of Inspection .....</b>	<b>\$ 17,537.04</b>	<b>\$ 12,113.93</b>	<b>\$ 22,478.00</b>	<b>\$ 22,629.00</b>	<b>\$ 17,456.00</b>
<b>Bureau of Communicable Disease Control</b>					
<b>Services Other Than Personal</b>					
Auto Mileage Allowance.....	\$ 14,529.99	\$ 9,068.16	\$ 17,920.00	\$ 17,920.00	\$ 17,920.00
Auto Service .....	940.90	487.23	847.00	847.00	847.00
Express, Freight, and Cartage.....		2.44	4.00	4.00	4.00

**HEALTH AND SANITATION**

**HEALTH DEPARTMENT—Continued**

Classification	EXPENDITURES				
	Actual Prior Year 1932-33	Actual Current Year To 3-1-1934	Estimated Current Year 1933-34	Requested Fiscal Year 1934-35	Allowed Fiscal Year 1934-35
<b>MAINTENANCE AND OPERATION—Continued</b>					
<b>Bureau of Communicable Disease Control—Continued</b>					
<b>Services Other Than Personal—Continued</b>					
Food and Lodging.....	\$ 37.57	\$ 41.90	\$ 66.00	\$ 66.00	\$ 66.00
Laundry and Towel Service.....	1,346.13	692.64	1,627.00	1,627.00	1,627.00
Miscellaneous Services, N.O.C.....	99.28	51.94	78.00	78.00	78.00
Repairs and Maintenance, Tools, Devices, and Equipment.....	20.77	54.84	107.00	107.00	107.00
<b>Supplies</b>					
Clothing and Sewing.....		33.35	50.00	53.00	53.00
Photographic and Blueprinting.....		3.80	6.00	6.00	6.00
Cleaning and Caretaking.....		17.28	27.00	27.00	27.00
Drugs and Medicines.....	16,329.28	13,388.08	22,000.00	23,100.00	23,100.00
Furnishings .....		15.45	24.00	24.00	24.00
Medical and Surgical Supplies.....	2,705.34	1,299.61	2,000.00	2,100.00	2,100.00
Laboratory Supplies, N.O.C.....		20.62	31.00	33.00	33.00
Miscellaneous Supplies, N.O.C.....	485.24	101.33	165.00	173.00	173.00
Inspection and Regulation Supplies				50.00	50.00
Office Supplies, N.O.C.....	163.94	106.68	160.00	168.00	168.00
Photographic and Blueprinting.....	8.79			20.00	20.00
Provisions .....	461.14	281.46	422.00	443.00	443.00
Record Books, Papers, Forms, and Covers .....	1,364.45	653.59	1,068.00	1,121.00	1,121.00
Writing Supplies .....	40.31	28.98	43.00	45.00	45.00
X-Ray Supplies .....	5,921.90	3,306.14	5,420.00	5,691.00	5,691.00
<b>Total Bureau of Communicable Dis- ease Control .....</b>	<b>\$ 44,455.03</b>	<b>\$ 29,655.52</b>	<b>\$ 52,065.00</b>	<b>\$ 53,703.00</b>	<b>\$ 53,703.00</b>
<b>Bureau of Laboratories</b>					
<b>Personal Services Other Than Employees</b>					
Testing and Analyzing—Murphy Memorial Hospital .....	\$ 1,200.00	\$ 600.00	\$ 1,200.00	\$ 1,200.00	\$ 1,200.00
<b>Services Other Than Personal</b>					
Auto Mileage Allowance.....	610.73	451.73	895.00	895.00	700.00
Auto Service .....	237.12	236.87	384.00	384.00	384.00
Express, Freight, and Cartage.....	1.09		2.00	2.00	2.00
Food and Lodging.....	4.25			10.00	10.00
Laundry and Towel Service.....	634.59	330.24	647.00	647.00	647.00
Miscellaneous Services, N.O.C.....	62.42	6.30	9.00	9.00	9.00
Repairs and Maintenance, Tools, Devices, and Equipment.....	139.85	162.14	272.00	272.00	122.00
Transportation, Local .....	27.60	17.05	28.00	28.00	28.00
Repairs and Maintenance, Land Structures and Non-Structural Improvements .....		13.23	24.00	24.00	24.00
Cleaning and Caretaking Supplies		26.40	40.00	42.00	42.00
Clothing and Sewing.....		44.55	67.00	70.00	70.00
Laboratory Supplies, N.O.C.....	2,933.18	1,850.96	3,025.00	3,176.00	3,176.00
Medical and Surgical Supplies.....		65.61	99.00	103.00	103.00
Miscellaneous Supplies, N.O.C.....	790.90	391.39	639.00	671.00	671.00
Office Supplies, N.O.C.....	45.99	24.62	37.00	39.00	39.00
Photographic and Blueprinting.....		7.56	12.00	12.00	12.00

**LOS ANGELES COUNTY BUDGET—1934-35**

**HEALTH DEPARTMENT—Continued**

Classification	EXPENDITURES				
	Actual Prior Year 1932-33	Actual Current Year To 3-1-1934	Estimated Current Year 1933-34	Requested Fiscal Year 1934-35	Allowed Fiscal Year 1934-35
<b>MAINTENANCE AND OPERATION—Continued</b>					
<b>Bureau of Laboratories—Continued</b>					
<b>Services Other Than Personal—Continued</b>					
Record Books, Papers, Forms, and Covers .....	\$ 190.56	\$ 111.69	\$ 167.00	\$ 176.00	\$ 176.00
Writing Supplies .....	37.96	29.76	44.00	47.00	47.00
<b>Total Bureau of Laboratories.....</b>	<b>\$ 6,916.24</b>	<b>\$ 4,370.10</b>	<b>\$ 7,591.00</b>	<b>\$ 7,807.00</b>	<b>\$ 7,462.00</b>
<b>Local Health Centers and Stations</b>					
<b>Personal Services Other Than Employees</b>					
Janitors and Caretakers.....	\$ 275.40	\$ 137.70	\$ 278.00	\$ 278.00	\$ 278.00
<b>Services Other Than Personal</b>					
Electricity .....	10,769.33	4,730.02	10,020.00	10,020.00	10,020.00
Express, Freight, and Cartage.....	10.00			10.00	10.00
Food and Lodging.....				25.00	25.00
Gas .....	3,819.96	1,572.89	3,164.00	3,164.00	3,164.00
Laundry and Towel Service.....	168.91	41.69	108.00	108.00	108.00
Mileage Employees' Cars.....	1,553.66	1,196.92	2,267.00	2,267.00	2,000.00
Miscellaneous Services, N.O.C.....	579.78	64.84	103.00	103.00	103.00
Repairs and Maintenance, Land Structures and Non-Structural Improvements .....	3,879.62	1,922.33	3,383.00	6,175.00	5,275.00
Repairs and Maintenance, Tools, Devices, and Equipment.....	309.29	422.69	750.00	900.00	750.00
Telegrams and Telephones.....	12,299.79	7,271.94	14,240.00	14,240.00	14,000.00
Water .....	924.68	570.80	965.00	965.00	965.00
<b>Supplies</b>					
Cleaning and Sanitation.....	2,115.35	740.39	1,210.00	1,271.00	1,271.00
Clothing and Sewing.....				50.00	50.00
Furnishings .....		1.35	2.00	252.00	252.00
Ice .....	606.25	308.09	462.00	485.00	485.00
Linoleum .....	617.63				
Medical, Surgical and Laboratory..		2.28	4.00	4.00	4.00
Miscellaneous Supplies .....	1,908.44	690.62	1,128.00	1,184.00	1,000.00
Office Supplies, N.O.C.....	16.33	.76	1.00	1.00	1.00
Photo and Blueprinting Supplies....				25.00	25.00
Provisions .....				300.00	300.00
Record Books, Papers, Forms, and Covers .....	.24	.18	1.00	35.00	35.00
Writing Supplies .....	1.03	3.08	5.00	5.00	5.00
<b>Contributions, Awards and Fixed Obligations</b>					
Rent of Buildings and Offices.....	2,467.50	1,435.04	2,483.00	3,503.00	3,503.00
<b>Total Local Health Centers and Sta- tions .....</b>	<b>\$ 42,323.19</b>	<b>\$ 21,113.61</b>	<b>\$ 40,574.00</b>	<b>\$ 45,370.00</b>	<b>\$ 43,629.00</b>
<b>Earthquake Disaster .....</b>	<b>\$ 2,787.42</b>	<b>\$ 354.42</b>	<b>\$ 355.00</b>	<b>\$</b>	<b>\$</b>
<b>Flood Disaster .....</b>	<b>\$</b>	<b>\$ 374.00</b>	<b>\$ 374.00</b>	<b>\$</b>	<b>\$</b>

**HEALTH AND SANITATION**

**HEALTH DEPARTMENT—Continued**

Classification	EXPENDITURES				
	Actual Prior Year 1932-33	Actual Current Year To 3-1-1934	Estimated Current Year 1933-34	Requested Fiscal Year 1934-35	Allowed Fiscal Year 1934-35
<b>MAINTENANCE AND OPERATION—Continued</b>					
<b>Poliomyelitis Epidemic</b>					
<b>Services Other Than Personal</b>					
Auto Mileage .....	\$	\$	\$	\$ 3,200.00	\$ 3,200.00
Testing Serum .....				750.00	750.00
<b>Supplies</b>					
Miscellaneous Supplies N.O.C.....				4,000.00	4,000.00
<b>Total Poliomyelitis Epidemic.....</b>	<b>\$</b>	<b>\$</b>	<b>\$</b>	<b>\$ 7,950.00</b>	<b>\$ 7,950.00</b>
<b>TOTAL MAINTENANCE AND OPERATION .....</b>	<b>\$ 163,744.41</b>	<b>\$ 84,932.66</b>	<b>\$ 156,849.00</b>	<b>\$ 181,005.00</b>	<b>\$ 166,158.00</b>
<b>CAPITAL OUTLAY</b>					
<b>Equipment</b>					
<b>Health Center Equipment</b>					
Cleaning and Caretaking.....	\$	\$	169.00	\$	\$
Fire Fighting .....	48.34		51.00		
Furniture and Furnishings.....	8,187.59	84.00	838.00	50.00	50.00
Cabinets .....	\$ 50.00				
Heat, Cold and Mechanical Power Transmission Equipment .....	100.00				
Medical, Surgical and Veterinary Incubators .....	2,217.58			280.00	280.00
	\$280.00				
Measuring and Observing.....	260.82				
Non-Structural Enclosures and Containers .....	98.00			125.00	125.00
Safe .....	\$125.00				
Office Equipment Other Than Furniture .....	1,129.39		288.00		
Lawn and Garden Equipment.....		43.38	44.00		
<b>Other Equipment</b>					
Books .....	255.55	38.53	200.00	200.00	200.00
Fumigating, Disinfecting and Pest Exterminating Equipment .....				500.00	500.00
Chlorinator .....	\$500.00				
Furniture and Furnishings.....	312.44	348.44	454.00		
Office Equipment Other Than Furniture .....	406.30	112.47	221.00	360.00	360.00
Ediphones .....	\$360.00				
<b>Total Equipment .....</b>	<b>\$ 13,016.01</b>	<b>\$ 626.82</b>	<b>\$ 2,265.00</b>	<b>\$ 1,515.00</b>	<b>\$ 1,515.00</b>

**LOS ANGELES COUNTY BUDGET—1934-35**

**HEALTH DEPARTMENT—Continued**

Classification	EXPENDITURES				
	Actual Prior Year 1932-33	Actual Current Year To 3-1-1934	Estimated Current Year 1933-34	Requested Fiscal Year 1934-35	Allowed Fiscal Year 1934-35
<b>CAPITAL OUTLAY—Continued</b>					
<b>Structural and Non-Structural Improvements</b>					
Belvedere Health Center.....	\$ 336.10	\$	\$	\$	\$
Redondo-Torrance Health Center..	41,364.06				
Landscaping Grounds .....	983.06				
Sprinkler System .....	372.97				
San Fernando H.C. Addition.....	1,153.00				
<b>Total Structural and Non-Structural Improvements .....</b>	<b>\$ 44,209.19</b>	<b>\$</b>	<b>\$</b>	<b>\$</b>	<b>\$</b>
<b>TOTAL CAPITAL OUTLAY.....</b>	<b>\$ 57,225.20</b>	<b>\$ 626.82</b>	<b>\$ 2,265.00</b>	<b>\$ 1,515.00</b>	<b>\$ 1,515.00</b>
<b>TOTAL HEALTH DEPARTMENT.....</b>	<b>\$ 895,471.96</b>	<b>\$ 502,858.37</b>	<b>\$ 787,690.52</b>	<b>\$ 826,585.10</b>	<b>\$ 802,212.91</b>

**HEALTH AND SANITATION**

**Registrar of Vital Statistics**

**RECORDING VITAL STATISTICS**

APPROPRIATIONS \$6,881.24

Classification	EXPENDITURES					
	Actual Prior Year 1932-33	Actual Current Year To 3-1-1934	Estimated Current Year 1933-34	Requested Fiscal Year 1934-35	Allowed Fiscal Year 1934-35	
<b>SALARIES AND WAGES</b>						
			Rate of Pay			
<b>Title of Position</b>			<b>A</b>	<b>B</b>	<b>C</b>	
1 Supt., Vital Statistics Division....			\$ 145	\$ 155	\$ 165	\$ 1,799.88
3 Typist-Clerks, Grade III.....			130	135	140	4,581.36
<b>TOTAL SALARIES AND WAGES</b> .....	\$ 4,748.76	\$ 2,881.94	\$ 4,854.12	\$ 6,381.24	\$ 6,381.24	
<b>MAINTENANCE AND OPERATION</b>						
<b>Services Other Than Personal</b>						
Binding and Book Repairing.....	\$ 44.21	\$ 48.04	\$ 50.00	\$ 50.00	\$ 50.00	\$ 50.00
Express .....	7.51	4.92	10.00	15.00	15.00	15.00
Postage .....	150.00	2.00	127.00	130.00	130.00	130.00
Repairs and Maintenance, Tools, Devices and Equipment.....	.99	4.10	25.00	30.00	30.00	30.00
<b>Supplies</b>						
Office Supplies, N.O.C.....	12.67	2.06	23.00	25.00	25.00	25.00
Record Books, Papers, Forms and Covers .....	257.51	105.55	250.00	250.00	250.00	250.00
<b>TOTAL MAINTENANCE AND OPERATION</b> .....	\$ 472.89	\$ 166.67	\$ 485.00	\$ 500.00	\$ 500.00	
<b>CAPITAL OUTLAY</b>						
<b>Equipment</b>						
Office Equipment Other Than Furniture .....	\$ 16.20	\$	\$	\$	\$	
<b>TOTAL REGISTRAR OF VITAL STATISTICS</b> .....	\$ 5,237.85	\$ 3,048.61	\$ 5,339.12	\$ 6,881.24	\$ 6,881.24	

## Outside Registrar of Vital Statistics

### RECORDING VITAL STATISTICS

APPROPRIATION \$200.00

Classification	EXPENDITURES				
	Actual Prior Year 1932-33	Actual Current Year To 3-1-1934	Estimated Current Year 1933-34	Requested Fiscal Year 1934-35	Allowed Fiscal Year 1934-35
<b>MAINTENANCE AND OPERATION</b>					
Recording Fees .....	\$ 169.50	\$ 94.75	\$ 200.00	\$ 200.00	\$ 200.00

HEALTH AND SANITATION

**Olive View Sanatorium**

**TREATMENT AND PREVENTION OF TUBERCULOSIS**

APPROPRIATIONS \$1,378,425.67

Classification	EXPENDITURES				
	Actual Prior Year 1932-33	Actual Current Year To 3-1-1934	Estimated Current Year 1933-34	Requested Fiscal Year 1934-35	Allowed Fiscal Year 1934-35
<b>SALARIES AND WAGES</b>					
<b>Title of Position</b>	<b>Rate of Pay</b>				
<b>Administration</b>	<b>A</b>	<b>B</b>	<b>C</b>		
1 Asst. Superintendent of Charities and Superintendent of Olive View Sanatorium, with house and full maintenance for self and family.....per Annum	\$6,000	\$6,000	\$6,000	\$	5,154.00
1 Asst. Superintendent.....F.M.	300	325	350		3,350.16
1 Stenographic Secretary, Grade III .....	160	165	170 (a)		2,181.60
1 Stenographer, Grade II.....	130	135	140		1,418.04
1 Utility Man.....F.M.	60	65	65		709.08
<b>Total Administration .....</b>				<b>\$</b>	<b>12,812.88</b>
<b>Accounts and Records</b>					
1 Chief Clerk.....	180	190	200	\$	2,181.60
1 Sr. Bookkeeper.....	165	170	175		1,799.88
1 Jr. Bookkeeper.....	130	135	140		1,418.04
1 Pay Roll Clerk.....	145	150	155		1,581.66
1 Property Man .....	145	150	155		1,690.80
1 Registrar .....	145	150	155		1,690.80
5 Clerks, Grade III .....	130	135	140		7,308.48
1 Messenger.....F.M.	35	40	45		381.84
<b>Total Accounts and Records.....</b>				<b>\$</b>	<b>18,053.10</b>
<b>Service Divisions</b>					
<b>Culinary</b>					
1 Chef.....F.M.	175	185	200	\$	1,908.96
1 Chief Dietitian.....F.M.	140	145	150		1,527.12
1 Cook.....F.M.	140	145	150		1,636.20
2 Cooks.....F.M.	110	115	125		2,399.76
2 Second Cooks.....F.M.	125	130	135		2,945.28
2 Second Cooks.....F.M.	100	105	110		2,290.68
1 Cook.....F.M.	100	100	100		1,090.80
1 Baker.....F.M.	100	105	110		1,199.88
1 Butcher.....F.M.	75	85	100		927.24
1 Cafeteria Overseer.....F.M.	85	90	95		1,036.32
1 Head Waitress.....F.M.	70	70	70		763.56
12 Waitresses.....F.M.	55	60	60		7,472.40
5 Waitresses.....F.M.	50	55	55		2,727.00
1 Chief Dishwasher.....F.M.	80	85	90		872.64
2 Kitchen Helpers.....F.M.	75	80	80		1,636.32
2 Kitchen Helpers.....F.M.	70	75	75		1,581.72
3 Kitchen Helpers.....F.M.	65	70	70		2,236.20
2 Kitchen Helpers.....F.M.	60	65	65		1,363.56
18 Kitchen Helpers.....F.M.	55	60	60		11,017.92

**LOS ANGELES COUNTY BUDGET—1934-35**

**OLIVE VIEW SANATORIUM—Continued**

Classification	EXPENDITURES				Allowed Fiscal Year 1934-35
	Actual Prior Year 1932-33	Actual Current Year To 3-1-1934	Estimated Current Year 1933-34	Requested Fiscal Year 1934-35	
<b>SALARIES AND WAGES—Continued</b>					
<b>Title of Position</b>	<b>Rate of Pay</b>				
<b>Service Divisions—Continued</b>	<b>A</b>	<b>B</b>	<b>C</b>		
<b>Culinary—Continued</b>					
1 Kitchen Helper, as needed....F.M.	\$ 55	\$ 60	\$ 60	\$	582.08
13 Kitchen Helpers.....F.M.	50	55	55		7,090.20
2 Kitchen Helpers, as needed..F.M.	50	55	55		1,090.80
1 Utility Man.....F.M.	60	65	65		709.08
1 Utility Man.....F.M.	55	60	60		654.48
27 Labor Camp Helpers.....per day	.50	.50	.50		3,415.50
<b>Total Culinary.....</b>				<b>\$</b>	<b>60,175.70</b>
<b>Fire Protection and Patrol</b>					
1 Fire Prevention Inspector....F.M.	140	150	160	\$	1,745.28
1 Asst. Fire Prevention Inspector.....F.M.	115	120	125		1,363.56
4 Watchmen.....	125	130	135 (b)		5,726.88
3 Utility Men.....F.M.	70	70	70		2,290.68
2 Labor Camp Helpers.....per day	.50	.50	.50		253.00
<b>Total Fire Protection and Patrol.....</b>				<b>\$</b>	<b>11,379.40</b>
<b>Grounds and Landscaping</b>					
1 Gardener.....F.M.	155	160	165	\$	1,745.28
2 Asst. Gardeners.....	120	125	130		2,727.00
5 Gardener Helpers.....	105	110	115		5,781.24
1 Tractor Operator.....	135	140	145		1,527.12
1 Utility Man.....F.M.	85	90	95		1,036.32
1 Utility Man.....F.M.	60	65	65		654.48
84 Labor Camp Helpers.....	.50	.50	.50		10,626.00
<b>Total Grounds and Landscaping.....</b>				<b>\$</b>	<b>24,097.44</b>
<b>Housekeeping</b>					
1 Custodian.....F.M.	125	135	150	\$	1,636.20
1 Chief Utility Man.....F.M.	90	95	100		1,036.32
2 Utility Men.....F.M.	60	65	65		1,418.16
14 Utility Men.....F.M.	55	60	60		8,944.80
37 Utility Men.....F.M.	50	55	55		6,835.00
2 Utility Men, as needed.....F.M.	55	60	60		1,200.00
1 Chief Matron.....F.M.	100	110	125		1,363.56
1 Matron.....F.M.	80	85	90		981.72
20 Housekeepers.....F.M.	60	60	60		8,089.60
2 Seamstresses.....F.M.	55	60	60		1,308.96
44 Ward Maids.....F.M.	55	60	60		13,595.51
2 Ward Maids, as needed.....F.M.	55	60	60		1,200.00
49 Labor Camp Helpers.....per day	.50	.50	.50		6,198.50
<b>Total Housekeeping.....</b>				<b>\$</b>	<b>53,808.33</b>
<b>Laundry</b>					
1 Laundry Superintendent.....	145	150	160 (e)	\$	2,181.60
1 Washerman.....	115	120	125		1,254.48
1 Floorwoman.....	100	105	110		1,199.88
1 Checker.....	95	100	105		1,145.40

**HEALTH AND SANITATION**

**OLIVE VIEW SANATORIUM—Continued**

Classification	EXPENDITURES				
	Actual Prior Year 1932-33	Actual Current Year To 3-1-1934	Estimated Current Year 1933-34	Requested Fiscal Year 1934-35	Allowed Fiscal Year 1934-35
<b>SALARIES AND WAGES—Continued</b>					
Title of Position	Rate of Pay				
Service Divisions—Continued	A	B	C		
Laundry—Continued					
1 Laundry Helper.....	\$ 90	\$ 95	\$ 100		\$ 1,036.32
7 Laundry Helpers.....	80	85	90		6,817.56
6 Laundry Helpers.....	70	75	80		4,581.36
3 Labor Camp Helpers.....per day	.50	.50	.50		379.50
<b>Total Laundry.....</b>					<b>\$ 18,596.10</b>
Mechanical					
1 Chief Engineer.....F.M.	145	150	160		\$ 1,581.72
1 Operating Engineer.....	160	170	175		1,745.28
4 Firemen.....	115	120	125		5,454.24
3 Painters.....F.M.	130	130	130		2,836.08
3 General Maintenance Men...F.M.	120	125	130		2,727.12
1 Carpenter.....per day	8.00	8.00	8.00		2,080.00
1 Painter.....per day	8.00	8.00	8.00		2,080.00
2 Skilled Laborers.....per day	5.00	5.00	5.00		2,600.00
2 Laborers.....per day	4.25	4.25	4.25		2,210.00
10 Laborers.....per day	4.00	4.00	4.00		
10 Laborers.....	50	50	50		
5 Utility Men.....F.M.	85	90	95		5,072.52
2 Utility Men.....F.M.	75	75	75		1,636.32
1 Utility Man.....F.M.	70	70	70		763.56
1 Utility Man.....F.M.	55	60	60		600.00
6 Utility Men.....F.M.	50	55	55		3,272.40
13 Labor Camp Helpers.....per day	.50	.50	.50		1,644.50
<b>Total Mechanical.....</b>					<b>\$ 36,303.74</b>
Pharmacy					
1 Pharmacist.....F.M.	150	155	160		\$ 1,745.28
1 Drug Clerk.....F.M.	65	70	75		709.08
1 Utility Man.....F.M.	65	70	75		709.08
1 Labor Camp Helper.....per day	.50	.50	.50		126.50
<b>Total Pharmacy.....</b>					<b>\$ 3,289.94</b>
Ranch (Poultry and Hog)					
1 Poultryman.....F.M.	70	70	70		\$ 763.56
1 Laborer.....per day	4.00	4.00	4.00		
10 Labor Camp Helpers.....per day	.50	.50	.50		1,265.00
<b>Total Ranch (Poultry and Hog).....</b>					<b>\$ 2,028.56</b>
Telephone					
1 Chief Telephone Operator.....	135	135	140		\$ 1,527.12
3 Telephone Operators.....	115	120	125		4,090.68
1 Relief Telephone Operator .....per day	4.50	4.50	4.50		693.00
<b>Total Telephone.....</b>					<b>\$ 6,310.80</b>

**LOS ANGELES COUNTY BUDGET—1934-35**

**OLIVE VIEW SANATORIUM—Continued**

Classification	EXPENDITURES				
	Actual Prior Year 1932-33	Actual Current Year To 3-1-1934	Estimated Current Year 1933-34	Requested Fiscal Year 1934-35	Allowed Fiscal Year 1934-35
<b>SALARIES AND WAGES—Continued</b>					
<b>Title of Position</b>					
<b>Service Divisions—Continued</b>					
<b>Transportation</b>					
	<b>Rate of Pay</b>				
	<b>A</b>	<b>B</b>	<b>C</b>		
1 Chief Ambulance Man.....	\$ 145	\$ 150	\$ 155		\$ 1,690.80
5 Ambulance Men.....	135	140	145		7,690.44
1 Auto Repair Man.....per day	7.50	7.50	7.50		1,950.00
1 Utility Man.....F.M.	85	90	95		1,036.32
1 Utility Man.....F.M.	75	75	75		818.16
1 Utility Man.....F.M.	65	70	70		763.56
3 Utility Men.....F.M.	60	65	65		2,018.04
7 Utility Men.....F.M.	55	60	60		4,472.40
3 Utility Men.....F.M.	50	55	55		1,636.20
2 Labor Camp Helpers.....per day	.50	.50	.50		253.00
<b>Total Transportation.....</b>					<b>\$ 22,328.92</b>
<b>Total Service Divisions.....</b>					<b>\$ 238,318.93</b>
<b>Medical and Surgical</b>					
<b>Supervision</b>					
1 Chief Resident Physician....F.M.	350	375	400		\$ 4,123.20
1 Asst. Chief Resident Physician.....F.M.	275	300	325		3,350.16
1 Superintendent of Nurses....F.M.	165	175	185		2,018.04
1 Asst. Superintendent of Nurses.....F.M.	130	135	140		1,527.12
1 Night Asst. Superintendent of Nurses.....F.M.	135	140	145		1,527.12
1 Stenographic Secretary, Grade II.....	150	155	160		1,690.80
<b>Total Supervision.....</b>					<b>\$ 14,236.44</b>
<b>Laboratories</b>					
<b>Pathological</b>					
1 Pathologist.....F.M.	275	285	300		\$ 2,937.84
1 Chemist, Grade IV.....F.M.	225	235	250		2,727.00
1 Chief Laboratory Technician .....F.M.	130	135	140		1,472.64
2 Technicians.....F.M.	115	120	125		2,508.96
1 Utility Man.....F.M.	65	70	70		709.08
7 Labor Camp Helpers.....per day	.50	.50	.50		885.50
<b>Total Pathological.....</b>					<b>\$ 11,241.02</b>
<b>X-Ray</b>					
1 Resident Roentgenologist....F.M.	275	285	300		\$ 2,937.84
1 Technician.....F.M.	115	120	125		1,363.56
1 Orderly.....F.M.	60	65	65		654.48
<b>Total X-Ray.....</b>					<b>\$ 4,955.88</b>
<b>Total Laboratories.....</b>					<b>\$ 16,196.90</b>

**HEALTH AND SANITATION**

**OLIVE VIEW SANATORIUM—Continued**

Classification	EXPENDITURES				
	Actual Prior Year 1932-33	Actual Current Year To 3-1-1934	Estimated Current Year 1933-34	Requested Fiscal Year 1934-35	Allowed Fiscal Year 1934-35
<b>SALARIES AND WAGES—Continued</b>					
<b>Title of Position</b>					
<b>Medical and Surgical—Continued</b>					
<b>Physiotherapy</b>					
	<b>Rate of Pay</b>				
	<b>A</b>	<b>B</b>	<b>C</b>		
1 Physiotherapist .....	\$ 140	\$ 145	\$ 150	\$	1,636.20
2 Physiotherapy Aids .....	105	110	115		2,508.96
1 Orderly .....	60	65	65		654.48
1 Orderly .....	55	60	60		600.00
1 Utility Man .....	60	65	65		709.08
<b>Total Physiotherapy.....</b>				<b>\$</b>	<b>6,108.72</b>
<b>Dental</b>					
1 Dentist .....F.M.	200	210	225	\$	2,454.36
<b>Medical and Surgical</b>					
12 Resident Physicians.....F.M.	225	235	250	\$	31,360.80
1 Resident Physician, Eye, Ear, Nose and Throat.....F.M.	250	260	275		2,727.00
1 Attending Surgeon, Chest .....per day	20	20	20		1,300.00
1 Attending Surgeon, Genito- Urinary .....per day	20	20	20		340.00
1 Attending Physician-Ortho- paedist .....per day	20	20	20		500.00
1 Attending Proctologist...per day	20	20	20		200.00
1 Attending Surgeon .....per day	20	20	20		500.00
1 Attending Gynecocologist .....per day	20	20	20		500.00
1 Anesthetist .....per day	20	20	20		340.00
2 Matrons .....F.M.	80	85	90		1,745.28
2 Graduate Nurses.....F.M.	105	110	115		2,454.36
28 Graduate Nurses.....F.M.	95	100	105		31,307.40
72 Graduate Nurses.....F.M.	70	70	70		54,976.32
2 Graduate Nurses, as needed F.M.	70	70	70		1,527.12
16 Nurses .....F.M.	67.50	67.50	67.50		11,781.12
55 Women Attendants .....F.M.	65	65	65		38,999.40
18 Orderlies .....F.M.	60	65	65		12,272.04
6 Orderlies .....F.M.	55	60	60		3,654.48
2 Orderlies, as needed.....F.M.	55	60	60		1,200.00
2 Labor Camp Helpers.....per day	.50	.50	.50		253.00
<b>Total Medical and Surgical.....</b>				<b>\$</b>	<b>197,938.32</b>
<b>Placement Bureau</b>					
1 Placement Director.....	180	190	200	\$	2,181.60
1 Asst. Placement Director.....	175	175	175		1,908.96
9 Placement Workers .....	140	150	160		14,943.96
1 Stenographer, Grade II.....	130	135	140		1,472.64
1 Stenographer, Grade I.....	115	120	125		1,254.48
1 Dictating Machine Operator.....	115	120	125		1,308.96
1 Clerk Grade II.....	115	120	125		1,254.48
<b>Total Placement Bureau</b>				<b>\$</b>	<b>24,325.08</b>

**LOS ANGELES COUNTY BUDGET—1934-35**

**OLIVE VIEW SANATORIUM—Continued**

Classification	EXPENDITURES				
	Actual Prior Year 1932-33	Actual Current Year To 3-1-1934	Estimated Current Year 1933-34	Requested Fiscal Year 1934-35	Allowed Fiscal Year 1934-35
<b>SALARIES AND WAGES—Continued</b>					
Title of Position					
Medical and Surgical—Continued					
Miscellaneous					
20 Patient Helpers .....		A	B	C	
5 Patient Helpers .....per hr.		Rate of Pay			
35 Patient Helpers .....per hr.					
<b>Total Miscellaneous</b> .....					\$ 8,349.00
<b>Total Medical and Surgical</b> .....					\$ 269,608.82
Fire Fighters .....					\$ 840.00
Meals and Other Maintenance Fur- nished Employees as Compensa- tion .....					159,600.00
Meals and Other Maintenance Fur- nished Labor Camp Helpers.....					14,000.00
Cash in lieu of Meals and Main- tenance .....					55,000.00
(b) (x) Group D—\$140-145-150, as case may be.					
(c) (h) Group D—\$175-185-200, as case may be.					
(a) (k) Group D—F.M. \$180-190-200, as case may be.					
<b>TOTAL SALARIES AND WAGES</b> .....	\$ 796,841.35	\$ 499,823.54	\$ 747,649.20	\$ 796,866.14	\$ 768,233.73
<b>MAINTENANCE AND OPERATION</b>					
<b>General Administration</b>					
<b>Services Other Than Personal</b>					
Auto Mileage Allowance.....	\$ 600.30	\$ 429.84	\$ 650.00	\$ 750.00	\$ 750.00
Postage .....	224.24	146.67	225.00	225.00	225.00
<b>Supplies</b>					
Office and Drafting Supplies.....	1,263.14	754.58	1,125.00	1,125.00	1,125.00
Supplies, N.O.C.....	395.84	142.35	250.00	250.00	250.00
<b>Contributions, Awards and Fixed Obligations</b>					
Membership Dues and Subscrip- tions .....	197.40	124.55	187.00	187.00	187.00
<b>Total General Administration</b> .....	\$ 2,680.92	\$ 1,597.99	\$ 2,437.00	\$ 2,537.00	\$ 2,537.00
<b>Service Divisions</b>					
<b>Culinary</b>					
<b>Supplies</b>					
<b>Food Preparing and Serving</b>					
Utensils .....	\$ 5,432.89	\$ 2,899.66	\$ 4,500.00	\$ 4,560.00	\$ 4,040.00
<b>Provisions:</b>					
Bread .....	4,717.80	3,836.76	5,750.00	5,810.00	4,310.00
Butter .....	11,484.35	7,616.60	11,435.00	11,575.00	10,075.00
Eggs .....	11,130.57	8,551.35	12,840.00	13,000.00	10,500.00
Fish, Meat and Poultry.....	50,332.23	27,987.75	43,080.00	41,210.00	41,210.00
Flour, Meal and Cereals.....	3,273.39	2,475.28	3,720.00	3,760.00	2,760.00
Fruits and Vegetables.....	28,699.72	16,470.07	26,400.00	26,690.00	24,690.00
Groceries, N.O.C.....	31,636.59	23,137.73	34,720.00	32,740.00	30,740.00
Milk, Cream and Buttermilk.....	41,255.84	24,051.17	36,820.00	34,880.00	34,380.00
<b>Total Culinary</b> .....	\$ 187,963.38	\$ 117,026.37	\$ 179,265.00	\$ 174,225.00	\$ 162,705.00

**HEALTH AND SANITATION**

**OLIVE VIEW SANATORIUM—Continued**

Classification	EXPENDITURES				
	Actual Prior Year 1932-33	Actual Current Year To 3-1-1934	Estimated Current Year 1933-34	Requested Fiscal Year 1934-35	Allowed Fiscal Year 1934-35
<b>MAINTENANCE AND OPERATION—Continued</b>					
<b>Service Divisions—Continued</b>					
<b>Fire Protection and Patrol</b>					
Recharging Batteries Fire Alarm System .....	\$	\$	\$	\$ 365.00	\$ 365.00
Fire Protection Supplies.....	155.51	19.89	100.00	100.00	100.00
<b>Total Fire Protection and Patrol.....</b>	<b>\$ 155.51</b>	<b>\$ 19.89</b>	<b>\$ 100.00</b>	<b>\$ 465.00</b>	<b>\$ 465.00</b>
<b>Grounds and Landscaping Supplies</b>					
Agricultural and Gardening Supplies .....	\$ 5,881.62	\$ 2,559.22	\$ 3,750.00	\$ 4,500.00	\$ 4,500.00
<b>Housekeeping Supplies</b>					
Cleaning and Caretaking Supplies..\$	3,007.98	\$ 1,980.34	\$ 2,972.00	\$ 3,004.00	\$ 3,004.00
Clothing and Sewing Supplies.....	5,097.57	3,422.11	5,000.00	5,060.00	5,060.00
Furnishings .....	8,313.88	5,241.12	7,845.00	7,933.00	7,933.00
Transporting, Conveying, Stable and Garage Supplies.....	381.78	236.58	473.00	473.00	473.00
<b>Total Housekeeping .....</b>	<b>\$ 16,801.21</b>	<b>\$ 10,880.15</b>	<b>\$ 16,290.00</b>	<b>\$ 16,470.00</b>	<b>\$ 16,470.00</b>
<b>Laundry Supplies</b>					
Cleaning and Caretaking Supplies..\$	774.13	\$ 583.92	\$ 886.00	\$ 886.00	\$ 886.00
Furnishings .....	908.75	685.48	1,039.00	1,059.00	1,059.00
<b>Total Laundry.....</b>	<b>\$ 1,682.88</b>	<b>\$ 1,269.40</b>	<b>\$ 1,925.00</b>	<b>\$ 1,945.00</b>	<b>\$ 1,945.00</b>
<b>Mechanical Services Other Than Personal</b>					
Electricity .....	\$ 13,073.85	\$ 8,563.98	\$ 12,900.00	\$ 12,900.00	\$ 12,900.00
Gas .....	23,362.83	11,975.15	18,000.00	18,000.00	18,000.00
Repairs and Maintenance—Land, Structures and Non-structural Improvements .....	18,142.94	11,954.21	17,500.00	17,500.00	17,500.00
Repairs and Maintenance—Tools, Devices and Equipment.....	2,475.70	2,179.77	3,000.00	3,000.00	3,000.00
Water .....	11,126.13	8,031.67	13,000.00	13,000.00	13,000.00
<b>Supplies</b>					
Operating Tools and Supplies.....	2,434.77	1,758.15	2,000.00	2,500.00	2,500.00
Steam Line Replacements.....				12,500.00	7,500.00
<b>Total Mechanical.....</b>	<b>\$ 70,616.22</b>	<b>\$ 44,462.93</b>	<b>\$ 66,400.00</b>	<b>\$ 79,400.00</b>	<b>\$ 74,400.00</b>
<b>Pharmacy Supplies</b>					
Drugs and Medicines.....	\$ 11,308.27	\$ 5,914.16	\$ 9,000.00	\$ 9,000.00	\$ 9,000.00

LOS ANGELES COUNTY BUDGET—1934-35

OLIVE VIEW SANATORIUM—Continued

Classification	EXPENDITURES				
	Actual Prior Year 1932-33	Actual Current Year To 3-1-1934	Estimated Current Year 1933-34	Requested Fiscal Year 1934-35	Allowed Fiscal Year 1934-35
<b>MAINTENANCE AND OPERATION—Continued</b>					
<b>Service Divisions—Continued</b>					
<b>Ranch (Poultry and Hogs)</b>					
<b>Personal Services Other Than Em- ployees</b>					
Butchering .....	\$ 477.50	\$ 238.19	\$ 375.00	\$ 375.00	\$ 375.00
<b>Supplies</b>					
Feed and Supplies.....	3,359.54	2,114.19	3,200.00	5,000.00	5,000.00
<b>Total Ranch</b> .....	<b>\$ 3,837.04</b>	<b>\$ 2,352.38</b>	<b>\$ 3,575.00</b>	<b>\$ 5,375.00</b>	<b>\$ 5,375.00</b>
<b>Telephone</b>					
<b>Services Other Than Personal</b>					
Telegraph and Telephone.....	\$ 3,847.94	\$ 2,631.75	\$ 3,950.00	\$ 3,950.00	\$ 3,950.00
<b>Transportation</b>					
<b>Services Other Than Personal</b>					
Repairs and Maintenance—Tools, Devices and Equipment.....	\$ 43.33	\$ 20.53	\$ 30.00	\$ 35.00	\$ 35.00
<b>Supplies</b>					
Operating Tools and Supplies.....	2,513.39	1,190.96	1,800.00	2,053.00	2,053.00
Transporting, Conveying Stable and Garage Supplies .....	1,776.71	841.89	1,270.00	1,452.00	1,452.00
<b>Total Transportation</b> .....	<b>\$ 4,333.43</b>	<b>\$ 2,053.38</b>	<b>\$ 3,100.00</b>	<b>\$ 3,540.00</b>	<b>\$ 3,540.00</b>
<b>Total Service Divisions</b> .....	<b>\$ 306,427.50</b>	<b>\$ 189,169.63</b>	<b>\$ 287,355.00</b>	<b>\$ 298,870.00</b>	<b>\$ 282,350.00</b>
<b>Medical and Surgical</b>					
<b>Personal Services Other Than Em- ployees</b>					
Blood Transfusions.....				\$ 200.00	\$ 200.00
<b>Supplies</b>					
Medical and Surgical Supplies.....	8,375.00	5,870.41	8,800.00	9,150.00	9,150.00
Laboratory Supplies.....	1,297.84	888.21	1,300.00	1,300.00	1,300.00
Occupational Therapy Supplies.....				2,500.00	2,500.00
X-Ray Supplies.....	4,487.26	1,569.27	3,000.00	3,091.00	3,091.00
Recreational Supplies.....		136.67	250.00	250.00	250.00
<b>Total Medical and Surgical</b> .....	<b>\$ 14,160.10</b>	<b>\$ 8,464.56</b>	<b>\$ 13,350.00</b>	<b>\$ 16,491.00</b>	<b>\$ 16,491.00</b>
<b>Placement Bureau</b>					
<b>Services Other Than Personal</b>					
Food and Lodging .....				\$ 195.00	\$ 195.00
Postage .....				75.00	75.00
Telegrams and Telephone .....				275.00	275.00
Transportation .....				3,300.00	3,300.00
<b>Supplies</b>					
Office and Drafting Supplies.....				400.00	400.00
Miscellaneous Supplies .....				100.00	100.00
<b>Contributions, Awards and Fixed Obligations</b>					
Board and Care.....				447,568.94	447,568.94
Clothing .....				3,250.00	3,250.00
Drugs and Medicines.....				1,000.00	1,000.00

**HEALTH AND SANITATION**

**OLIVE VIEW SANATORIUM—Continued**

Classification	EXPENDITURES				
	Actual Prior Year 1932-33	Actual Current Year To 3-1-1934	Estimated Current Year 1933-34	Requested Fiscal Year 1934-35	Allowed Fiscal Year 1934-35
<b>MAINTENANCE AND OPERATION—Continued</b>					
Placement Bureau—Continued					
Contributions, Awards and Fixed Obligations—Continued					
Medical and Surgical Supplies.....\$	\$	\$	\$	160.00	160.00
X-Ray .....				100.00	100.00
<b>Total Placement Bureau .....</b>	<b>\$</b>	<b>\$</b>	<b>\$</b>	<b>\$ 456,423.94</b>	<b>\$ 456,423.94</b>
<b>TOTAL MAINTENANCE AND OPERATION .....</b>	<b>\$ 323,268.52</b>	<b>\$ 199,232.18</b>	<b>\$ 303,142.00</b>	<b>\$ 774,321.94</b>	<b>\$ 757,801.94</b>
Less Meals and Other Maintenance Furnished Employees as Com- sation .....	175,675.96	115,562.13	173,300.00	171,120.00	159,600.00
Less Meals and Other Maintenance Furnished Labor Camp Helpers as Compensation.....				14,000.00	14,000.00
<b>TOTAL MAINTENANCE AND OPERATION (NET).....</b>	<b>\$ 147,592.56</b>	<b>\$ 83,670.05</b>	<b>\$ 129,842.00</b>	<b>\$ 589,201.94</b>	<b>\$ 584,201.94</b>
<b>CAPITAL OUTLAY</b>					
<b>Equipment</b>					
Agricultural and Raw Material					
Extraction Equipment.....\$	482.14	\$	\$	523.00	523.00
2 Harrows.....\$ 273.00					
Animal Husbandry Equip. 250.00					
Books .....	80.58				
Non-metallic Mineral Working					
Equip. ....				1,045.00	
Concrete Mixer .....					
Cleaning and Caretaking .....				420.00	420.00
2 Electric Floor Polishers .....	\$ 65.00				
1 Scrubber and Floor Polisher .....	265.00				
2 Vacuum Sweepers.....	90.00				
Equipment for Hoisting, Shifting and Loading.....	96.00				
Fire Fighting.....	22.54		397.00	85.00	85.00
12 Pyrene Fire Extin- guishers .....	\$ 85.00				
Food Preparing and Serving		821.48	845.00		
Furniture and Furnishings.....	250.00		152.00	1,128.00	878.00
25 Cotton Filler Rugs....\$ 50.00					
Furniture to be con- structed at institution..	750.00				
30 Transfer Filing Sections .....	270.00				
1 Filing Cabinet.....	58.00				

LOS ANGELES COUNTY BUDGET—1934-35

OLIVE VIEW SANATORIUM—Continued

Classification	EXPENDITURES				
	Actual Prior Year 1932-33	Actual Current Year To 3-1-1934	Estimated Current Year 1933-34	Requested Fiscal Year 1934-35	Allowed Fiscal Year 1934-35
<b>CAPITAL OUTLAY—Continued</b>					
<b>Equipment—Continued</b>					
Hand Conveyed Vehicles.....\$		\$ 475.26	\$ 518.00	\$	\$
Heat, Light and Power.....	355.34				
Lawn and Garden.....				402.00	402.00
4 Lawn Edgers.....\$ 27.00					
4 Hand Lawn Mowers.... 75.00					
1 Power Lawn Mower.... 300.00					
Live Stock .....	1,170.00	205.00	1,200.00	400.00	400.00
4000 Baby Chicks.....\$ 400.00					
Medical, Surgical and Veterinary .....	177.13	208.00	208.00		
Measuring and Observing.....				120.00	120.00
1 Split Coil Ammeter.....\$ 120.00					
Metal Working .....	90.00			300.00	300.00
Metal Cutting Squaring Shears .....					
1 Folder and Brake .....					
Miscellaneous, N.O.C.....				30.00	30.00
1 National Tay-Per.....\$ 30.00					
Motor Vehicles .....	1,500.00			1,625.00	1,625.00
1 Panel Body.....\$ 800.00					
3 Roadsters .....					
Office Equipment Other Than Furniture .....	282.02			107.00	107.00
Typewriter .....					
Picture Taking and Exhibiting.....		152.21	153.00	350.00	350.00
X-Ray Transformer.....\$ 350.00					
Pumping and Air Compressing.....		1,048.71	2,285.00		
Refrigeration Equipment .....		410.00	410.00		
Timber Working Equipment.....				1,000.00	1,000.00
Tilting Table.....\$1,000.00					
<b>Total Equipment.....\$</b>	<b>4,505.75</b>	<b>\$ 3,320.66</b>	<b>\$ 6,168.00</b>	<b>\$ 7,535.00</b>	<b>\$ 6,240.00</b>
<b>Structural and Non-Structural Improvements</b>					
Labor Camp Buildings.....\$		\$	\$	\$ 50,000.00	\$ 15,000.00
Miscellaneous Sheds and Out Buildings .....	438.48			2,000.00	2,000.00
Oiled Roads .....				1,000.00	1,000.00

**HEALTH AND SANITATION**

**OLIVE VIEW SANATORIUM—Continued**

Classification	EXPENDITURES				
	Actual Prior Year 1932-33	Actual Current Year To 3-1-1934	Estimated Current Year 1933-34	Requested Fiscal Year 1934-35	Allowed Fiscal Year 1934-35
<b>CAPITAL OUTLAY—Continued</b>					
<b>Structural and Non-Structural Improvements—Continued</b>					
Poultry House and Yard Additions	\$ 2,907.56	\$	\$	\$ 1,500.00	\$ 1,500.00
Re-routing 4600 Volt Electric Line	2,500.00				
Slaughter House .....				500.00	
Solariums .....	903.75				250.00
Trees, Shrubs, etc.....	349.95				
Utilities Extension .....		1,402.57	1,403.00		
Ward with Colonnade .....	800.00				
Well Development .....		1,738.72	1,739.00		
<b>Total Structural and Non-structural Improvements.....</b>	<b>\$ 7,899.74</b>	<b>\$ 3,141.29</b>	<b>\$ 3,142.00</b>	<b>\$ 55,000.00</b>	<b>\$ 19,750.00</b>
<b>TOTAL CAPITAL OUTLAY.....</b>	<b>\$ 12,405.49</b>	<b>\$ 6,461.95</b>	<b>\$ 9,310.00</b>	<b>\$ 62,535.00</b>	<b>\$ 25,990.00</b>
<b>TOTAL OLIVE VIEW SANATORIUM .....</b>	<b>\$ 956,839.40</b>	<b>\$ 589,955.54</b>	<b>\$ 886,801.20</b>	<b>\$ 1,448,603.08</b>	<b>\$ 1,378,425.67</b>


## Public Comfort Stations

APPROPRIATIONS \$11,015.35

Classification	EXPENDITURES				
	Actual Prior Year 1932-33	Actual Current Year To 3-1-1934	Estimated Current Year 1933-34	Requested Fiscal Year 1934-35	Allowed Fiscal Year 1934-35
<b>SALARIES AND WAGES</b>					
<b>Title of Position</b>			<b>Rate of Pay</b>		
			<b>A</b>	<b>B</b>	<b>C</b>
3 Caretakers, as needed, per day..		\$	5.00	\$ 5.00	\$ 5.00
16 Janitors, as needed, per hr. ....			.50	.50	.50
<b>TOTAL SALARIES AND WAGES</b> .....	<b>\$ 5,231.40</b>	<b>\$ 3,550.50</b>	<b>\$ 5,355.25</b>	<b>\$ 5,640.35</b>	<b>\$ 5,640.35</b>
<b>MAINTENANCE AND OPERATION</b>					
<b>Services Other Than Personal</b>					
Auto Mileage Allowance .....	\$	\$	\$	\$ 350.00	\$ 350.00
Auto Service .....	1,005.55	426.61	665.00	665.00	665.00
Electricity and Water .....	18.30	7.00	12.00	150.00	150.00
Express, Freight and Cartage .....			2.00	25.00	25.00
Miscellaneous Services, N.O.C. ....	115.15			250.00	250.00
Repairs and Maintenance, Land Structures and Non-Structural Improvements .....		160.84	241.00	350.00	350.00
Repairs to Tools, Devices and Equipment .....	35.47	11.15	17.00	50.00	50.00
<b>Supplies</b>					
Cleaning and Sanitation .....	576.96	313.73	475.00	750.00	750.00
Medical, Surgical and Laboratory		.08	1.00	25.00	25.00
Miscellaneous .....	250.42	181.07	475.00	500.00	500.00
Office and Drafting .....		1.06	2.00	10.00	10.00
<b>Contributions, Awards and Fixed Obligations</b>					
Rent of Land .....	2.00	2.00	25.00	50.00	50.00
<b>TOTAL MAINTENANCE AND OPERATION</b> .....	<b>\$ 2,003.85</b>	<b>\$ 1,103.54</b>	<b>\$ 1,915.00</b>	<b>\$ 3,175.00</b>	<b>\$ 3,175.00</b>
<b>CAPITAL OUTLAY</b>					
<b>Equipment</b>					
Motor Vehicles .....	\$	\$	\$	\$ 700.00	\$ 700.00
<b>Structural and Non-Structural Improvements</b>					
Construction of Comfort Stations..	\$	\$	\$ 1,500.00	\$ 1,500.00	\$ 1,500.00
<b>TOTAL CAPITAL OUTLAY</b> .....	<b>\$</b>	<b>\$</b>	<b>\$ 1,500.00</b>	<b>\$ 2,200.00</b>	<b>\$ 2,200.00</b>
<b>TOTAL PUBLIC COMFORT STATIONS</b> .....	<b>\$ 7,235.25</b>	<b>\$ 4,654.04</b>	<b>\$ 8,770.25</b>	<b>\$ 11,015.35</b>	<b>\$ 11,015.35</b>

# Highways and Bridges

Total Appropriations ..... *6,328,948.00*  
**\$6,840,104.00**



**HIGHWAYS AND BRIDGES**

**Road Department**

**MAINTENANCE AND CONSTRUCTION OF COUNTY HIGHWAYS AND BRIDGES**

APPROPRIATIONS ~~\$6,340,104.00~~ *6,328,948.00*

Classification	Fund	EXPENDITURES			
		Actual Prior Year 1932-33	Estimated Current Year 1933-34	Requested Fiscal Year 1934-35	Allowed Fiscal Year 1934-35
<b>SALARIES AND WAGES</b>					
<b>Title of Position</b>		<b>Rate of Pay</b>			
		<b>A</b>	<b>B</b>	<b>C</b>	
1 Road Commissioner...per annum		\$7,200	\$7,200	\$7,200	
1 Deputy Asst. Road Commissioner .....		450	475	500	
1 Deputy Supt. Admin. and Accts.		275	300	325	
2 Stenographic Secretaries, Gr. IV		175	180	185(a)	
1 Chief Clerk .....		200	210	225	
1 Jr. Accountant .....		180	190	200	
1 Requisition and Report Clerk ....		165	170	175	
1 Property Clerk .....		165	170	175	
1 Appropriation and Order Clerk..		145	150	155	
6 Sr. Clerks .....		145	150	155	
2 Asst. Bookkeeping Machine Operators .....		145	150	155	
11 Clerks, Grade III .....		130	135	140	
3 Comptometer Operator - Clerks, Grade II.....		130	135	140	
1 Division Secretary.....		150	155	160	
1 Typist-Clerk, Grade III.....		130	135	140	
2 Stenographers, Grade II.....		130	135	140	
3 Typist-Clerks, Grade II.....		115	120	125	
1 Utilities Engineer.....		250	260	275	
2 Permit Clerks.....		145	150	155	
1 Shipping Clerk.....		175	180	185	
1 Construction Engineer.....		375	400	425	
1 Maintenance Engineer.....		375	400	425	
1 Engineer of Design.....		375	400	425	
1 Asst. Engineer of Design.....		330	340	350	
2 Asst. Construction Engineers.....		330	340	350	
2 Civil Engineers, Grade VI.....		330	340	350	
3 Civil Engineers, Grade V.....		300	310	325	
10 Civil Engineers, Grade IV.....		260	280	300	
21 Civil Engineers, Grade III.....		225	235	250	
1 Chief Surveyor.....		300	310	325	
2 Asst. Chief Surveyors.....		225	235	250	
10 Civil Engineers, Grade II.....		200	210	220	
17 Sr. C. E. Draftsmen.....		200	210	220	
21 Surveyors .....		200	210	220	
11 Civil Engineers, Grade I.....		175	180	190	
28 Jr. C. E. Draftsmen.....		175	180	190	
3 Student C. E. Draftsmen.....		120	125	130	
19 Instrumentmen .....		175	180	190	
38 Rodmen or Chainmen.....		130	135	140(b)	
1 Chief Engineering Clerk.....		200	210	220	
3 Engineering Clerks.....		145	150	155	
1 Traffic Inspector .....		175	180	190	

LOS ANGELES COUNTY BUDGET—1934-35

ROAD DEPARTMENT—Continued

Classification	Fund	EXPENDITURES			Allowed Fiscal Year 1934-35
		Actual Prior Year 1932-33	Estimated Current Year 1933-34	Requested Fiscal Year 1934-35	
<b>SALARIES AND WAGES—Continued</b>					
<b>Title of Position</b>		<b>Rate of Pay</b>			
		<b>A</b>	<b>B</b>	<b>C</b>	
1 Bridge Engineer.....		\$ 330	\$ 340	\$ 350	
2 Structural Designers.....		260	280	300	
2 Sr. Bridge Draftsmen.....		230	240	250	
2 Jr. Bridge Draftsmen.....		200	210	220	
1 Signal Engineer.....		200	210	220	
10 Construction Inspectors.....		160	165	170	
2 Construction Inspectors, per day		6.00	6.00	6.00	
4 Bridge Construction Inspectors, per day.....		7.00	7.00	7.00	
1 Chief Right of Way Agent.....		225	250	275	
5 Right of Way Agents.....		200	210	220	
1 Road Construction Supt.....		250	250	250	
1 Road Construction Supt. (An- telope Valley), with house.....		225	235	235	
11 Road Construction Foremen.....		190	200	210	
15 Sr. Road Foremen.....		180	185	190	
5 Road Foremen.....		170	175	180	
14 Foremen, Paved Ways.....		155	160	165	
2 Shop and Warehouse Foremen, with house.....		225	225	225	
1 Shop and Warehouse Foreman		200	200	200	
1 Shop Foreman, with house.....		200	200	200	
1 Bridge Foreman, per day.....		9.00	9.00	9.00	
2 Bridge Foremen, per day.....		8.00	8.00	8.00	
1 Pile Driver Foreman, per day....		9.00	9.00	9.00	
1 Pile Driver Foreman, per day....		8.00	8.00	8.00	
2 Pile Driver Engineers, per day....		7.00	7.00	7.00	
1 Concrete Mixer Operator, per day.....		7.00	7.00	7.00	
1 Concrete Form Builder, per day		7.00	7.00	7.00	
1 Concrete Finisher, per day.....		7.00	7.00	7.00	
1 Concrete Foreman, per day.....		7.00	7.00	7.00	
14 Roller Operators (includes only operators of rollers weighing not less than eight tons), per day.....		8.00	8.00	8.00	
50 Tractor Operators, per day.....		7.00	7.00	7.00	
43 Truck Drivers.....		140	140	140	
1 Chauffeur (no overtime).....		140	145	150	
2 Street Sweeper Operators, per day.....		6.50	6.50	6.50	
8 Shovel Operators.....		225	235	240	
3 Tractor-Shovel Operators, per day.....		7.00	7.00	7.00	
5 Crane Operators, per day.....		7.00	7.00	7.00	
2 Engineers, Oil Heating Plants....		160	170	175	
125 Skilled Laborers, per day.....		5.00	5.00	5.00	
450 Laborers, per day.....		4.50	4.50	4.50	
250 Laborers, per day.....		4.00	4.00	4.00	
8 Shovel Operator Assistants.....		140	150	160	
20 Sub-Road Foremen, per day.....		5.50	5.50	5.50	

**HIGHWAYS AND BRIDGES**

**ROAD DEPARTMENT—Continued**

Classification	Fund	EXPENDITURES			
		Actual Prior Year 1932-33	Estimated Current Year 1933-34	Requested Fiscal Year 1934-35	Allowed Fiscal Year 1934-35
<b>SALARIES AND WAGES—Continued</b>					
<b>Title of Position</b>			<b>Rate of Pay</b>		
			<b>A</b>	<b>B</b>	<b>C</b>
4 Repair Machinists, per day.....		\$	\$ 8.00	\$ 8.00	\$ 8.00
20 Bridge Construction Men, W. & S., per day.....			7.00	7.00	7.00
3 Blacksmiths and Welders, per day.....			8.00	8.00	8.00
8 Blacksmiths or Machinists, per day.....			7.00	7.00	7.00
3 Auto Repair Machinists, per day			8.00	8.00	8.00
1 Auto Electrician, per day.....			8.00	8.00	8.00
1 Signal Repairman, per day.....			8.00	8.00	8.00
1 Boilermaker, per day.....			8.00	8.00	8.00
7 Blacksmiths or Machinists, per day.....			6.00	6.00	6.00
5 Oil Truck Helpers, per day.....			5.00	5.00	5.00
15 Pile Driver Men, per day.....			6.50	6.50	6.50
2 Cement Men, per day.....			6.50	6.50	6.50
4 Cement Men, per day.....			5.50	5.50	5.50
2 Carpenters, per day.....			7.00	7.00	7.00
2 Carpenters, per day.....			6.00	6.00	6.00
7 Rough Woodworkers, per day....			5.50	5.50	5.50
5 Blacksmith Helpers, per day.....			5.50	5.50	5.50
8 Powdermen, per day.....			7.00	7.00	7.00
5 Machine Drill Men, per day.....			6.00	6.00	6.00
5 Powdermen, per day.....			5.50	5.50	5.50
12 Gradersmen, per day.....			5.50	5.50	5.50
12 Gradersmen, per day.....			5.00	5.00	5.00
10 Motor Grader Operators (for motor graders weighing more than four and one-half tons) per day.....			7.00	7.00	7.00
1 Storekeeper .....			165	170	175
4 Warehouse Clerks.....			130	135	140
1 Sunday Watchman, per day.....			4.00	4.00	4.00
(a) Group D—\$180-190-200 as case may be.					
(b) Group D—\$140-145-155 as case may be.					
<b>General County Activities</b>					
Administration .....	Spec.Rd.Imp.	\$ 65,100.07	\$ 65,544.00	\$ 73,500.00	\$ 73,500.00
General Engineering.....	Spec.Rd.Imp.	40,426.54	67,392.00	60,000.00	60,000.00
Bridge and Culvert Maintenance....	Spec.Rd.Imp.	58,688.13	20,862.00	45,000.00	45,000.00
Highway Maint., Bonded Roads....	Spec.Rd.Imp.	45,470.83	50,848.00	120,000.00	120,000.00
Highway Maint., Bonded Roads....	General—H.M.	21,227.24			
Highway Maint., Non-Bonded Rds.	Spec.Rd.Imp.	205,463.16	183,247.00	210,000.00	210,000.00
Highway Excavation Permits.....	General	12,672.71	13,957.00	13,000.00	13,000.00
Maintenance of Equipment.....	Spec.Rd.Imp.	13,836.46	8,942.00	10,000.00	10,000.00
Pipe Line Records.....	General	5,071.51			
Street Sweeper Operation.....	Good Roads	2,973.60	7,120.00	5,000.00	5,000.00
Traffic Signals .....	Spec.Rd.Imp.	4,997.59	12,359.00	5,266.00	5,266.00
Traffic Signals .....	General Road	1,654.66		4,800.00	4,800.00
Traffic Signals .....	General	788.01			

**LOS ANGELES COUNTY BUDGET—1934-35**

**ROAD DEPARTMENT—Continued**

Classification	Fund	EXPENDITURES			
		Actual Prior Year 1932-33	Estimated Current Year 1933-34	Requested Fiscal Year 1934-35	Allowed Fiscal Year 1934-35
<b>SALARIES AND WAGES—Continued</b>					
<b>General County Activities—Continued</b>					
Traffic Lane Markings.....	Spec.Rd.Imp.	\$	\$	\$ 7,651.00	\$ 7,651.00
Unemployed Relief.....	Spec.Rd.Imp.	51,378.30			
Separation of Grades.....	Good Roads	1,152.54			
L. A. City Viaducts.....	Spec.Rd.Imp.	8,472.60			
<b>Road District No. 1</b>					
Dirt Roads—Ordinary Maint.....	Rd.Dist.No.1	182,141.77	215,703.00	110,349.00	110,349.00
Dirt Roads—Ordinary Maint.....	Spec.Rd.Imp.	38,867.88		62,000.00	62,000.00
Dirt Roads—Special Maint.....	Spec.Rd.Imp.	114,749.12	78,531.00		
<b>Road District No. 3</b>					
Dirt Roads—Ordinary Maint.....	Rd.Dist.No.3	16,507.95	17,784.00	14,515.00	14,515.00
Dirt Roads—Special Maint.....	Spec.Rd.Imp.	5,277.19	3,172.00		
<b>Road District No. 4</b>					
Dirt Roads—Ordinary Maint.....	Rd.Dist.No.4	59,147.55	72,946.00	58,032.00	58,032.00
Dirt Roads—Ordinary Maint.....	Spec.Rd.Imp.			26,618.00	26,618.00
<b>Road District No. 5</b>					
Dirt Roads—Ordinary Maint.....	Rd.Dist.No.5	98,126.78	85,127.00	33,255.00	<del>33,255.00</del> <sup>27,677.00</sup>
Dirt Roads—Ordinary Maint.....	Good Roads	15,857.15			
Dirt Roads—Ordinary Maint.....	Spec.Rd.Imp.			12,794.00	12,794.00
Dirt Roads—Special Maint.....	Spec.Rd.Imp.	108,856.83	107,048.00		
<b>TOTAL SALARIES AND WAGES...</b>		<b>\$1,178,906.17</b>	<b>\$1,010,582.00</b>	<b>\$ 871,780.00</b>	<b>\$ <del>871,780.00</del> <sup>866,202.00</sup></b>

**Note:** Other salaries and wages amounting to approximately \$1,296,000.00 are included in the appropriations allowed for special maintenance and construction projects.

**MAINTENANCE AND OPERATION**

**General County Activities**

Administration .....	Spec.Rd.Imp.	\$ 8,987.31	\$ 6,328.93	\$ 6,500.00	\$ 6,500.00
General Engineering.....	Spec.Rd.Imp.	5,992.61	11,944.14	15,000.00	15,000.00
Bridge and Culvert Maint.....	Spec.Rd.Imp.	43,600.41	7,450.61	30,000.00	30,000.00
Highway Maint., Bonded Roads....	Spec.Rd.Imp.	29,077.85	32,168.19	80,000.00	80,000.00
Highway Maint., Bonded Roads....	General	7,015.08			
Highway Maintenance, Non Bonded Roads.....	Spec.Rd.Imp.	168,991.77	139,065.70	140,000.00	140,000.00
Highway Excavation Permits.....	General	1,632.63	1,881.28	2,000.00	2,000.00
Maintenance of Equipment.....	Spec.Rd.Imp.	5,784.57	13,653.30	10,000.00	10,000.00
Materials and Supplies Undistributed .....	Spec.Rd.Imp.		150,000.00	150,000.00	150,000.00
Pipe Line Records.....	General	107.31			
Street Sweeper Operation.....	Good Roads	1,163.03			
Traffic Signals.....	General Road	1,907.75			
Traffic Signals.....	Spec.Rd.Imp.	13,260.21	17,638.45	14,816.00	14,816.00
Traffic Signals.....	General	2,292.00			
Traffic Lane Markings.....	Spec.Rd.Imp.			11,477.00	11,477.00

**Allotments and Contributions**

Aid to A & I, R I D, C I Improvement Act Districts.....	Spec.Rd.Imp.	241,988.54	412,009.48	768,000.00	768,000.00
Aid to A & I, R D I, M I D Imp. Dists. in Municipalities.....	Spec.Rd.Imp.		87,990.52		
Aid to A & I, R D I, M I D Imp. Districts in Municipalities.....	Good Roads		350,000.00	732,000.00	732,000.00

**HIGHWAYS AND BRIDGES**

**ROAD DEPARTMENT—Continued**

Classification	Fund	EXPENDITURES			
		Actual Prior Year 1932-33	Estimated Current Year 1933-34	Requested Fiscal Year 1934-35	Allowed Fiscal Year 1934-35
<b>MAINTENANCE AND OPERATION—Continued</b>					
<b>Allotments and Contributions—Continued</b>					
Abandonment of Condemnations					
Actions—Special Districts.....	General	\$ 22,536.24	\$	\$	\$
Big Pines Park Roads.....	Spec.Rd.Imp.	12,022.61	5,758.12		
L. A. City Viaducts.....	Spec.Rd.Imp.	267,355.05	5,596.92		
Payments to Prisoners.....	Good Roads	79,691.62	61,757.61	80,000.00	80,000.00
Railroad Crossings.....	Spec.Rd.Imp.	8,302.71	6,284.98	10,000.00	10,000.00
Separation of Grades.....	Good Roads	152,658.25	90,000.00		
U. S. Forestry Dept.....	Good Roads	28,800.00			
U. S. Forestry Dept.....	Spec.Rd.Imp.		40,000.00		
Wilshire-San Vicente Lt. Dist.....	Spec.Rd.Imp.	2,904.21	148.00		
Wilshire-San Vicente Lt. Dist.....	Rd.Dist.No.4		1,996.08		
Highways Through Cities.....	General	54,164.08			
<b>Road District No. 1</b>					
Undistributed .....	Spec.Rd.Imp.			229,557.00	229,557.00
Dirt Roads—Ordinary Maint.....	Rd.Dist.No.1	157,464.39	106,213.00	110,350.00	110,350.00
Dirt Roads—Ordinary Maint.....	Spec.Rd.Imp.			62,001.00	62,001.00
Dirt Roads—Special Maint.....	Spec.Rd.Imp.	181,469.22	206,574.64		
Allotments and Contributions—					
City of L. A. Union Station.....	Spec.Rd.Imp.	25,000.00	4,442.95	140,000.00	140,000.00
Outside Cities .....	Spec.Rd.Imp.	401,133.96	256,817.37		
Outside Cities .....	Good Roads	117,929.00	35,099.15		
Aid to A & I Dists. in					
Municipalities .....	Good Roads		20,000.00		
Aid to State of California.....	Spec.Rd.Imp.		7,000.00		
<b>Road District No. 2</b>					
Allotments and Contributions—					
City of Los Angeles.....	Spec.Rd.Imp.	799,826.96	515,960.00	493,558.00	493,558.00
City of Los Angeles.....	Good Roads	257,346.40	58,647.00		
<b>Road District No. 3</b>					
Dirt Roads—Ordinary Maint.....	Rd.Dist.No.3	10,646.09	8,025.03	14,515.00	14,515.00
Dirt Roads—Special Maint.....	Spec.Rd.Imp.	4,146.37	2,647.61		
Allotments and Contributions—					
City of Los Angeles.....	Spec.Rd.Imp.	627,376.24	515,568.16	493,558.00	493,558.00
City of Los Angeles.....	Good Roads	189,047.63	58,647.00		
<b>Road District No. 4</b>					
Undistributed .....	Spec.Rd.Imp.			300,322.00	300,322.00
Dirt Roads—Ordinary Maint.....	Rd.Dist.No.4	66,038.10	63,088.67	58,032.00	58,032.00
Dirt Roads—Ordinary Maint.....	Spec.Rd.Imp.			26,618.00	26,618.00
Dirt Roads—Special Maint.....	Spec.Rd.Imp.	89,366.10	72,628.62		
Allotments and Contributions—					
City of L. A. Union Station.....	Spec.Rd.Imp.	230,841.01	329,820.93	140,000.00	140,000.00
City of L. A.....	Good Roads	165,289.00	2,295.00		
Outside Cities.....	Spec.Rd.Imp.	51,893.59	138,997.25		
Outside Cities.....	Good Roads	97,022.23	43,831.73		
Aid to A & I Districts in					
Municipalities .....	Good Roads		20,000.00		
<b>Road District No. 5</b>					
Undistributed .....	Spec.Rd.Imp.			327,969.00	327,969.00
Dirt Roads—Ordinary Maint.....	Rd.Dist.No.5	39,223.13	30,847.54	33,256.00	<del>33,256.00</del>

*27,678.00*

**LOS ANGELES COUNTY BUDGET—1934-35**

**ROAD DEPARTMENT—Continued**

Classification	Fund	EXPENDITURES			
		Actual Prior Year 1932-33	Estimated Current Year 1933-34	Requested Fiscal Year 1934-35	Allowed Fiscal Year 1934-35
<b>MAINTENANCE AND OPERATION—Continued</b>					
<b>Road District No. 5—Continued</b>					
Dirt Roads—Ordinary Maint.....	Good Roads	\$ 5,652.31	\$	\$	\$
Dirt Roads—Ordinary Maint.....	Spec.Rd.Imp.			12,795.00	12,795.00
Dirt Roads—Special Maint.....	Spec.Rd.Imp.	92,729.89	91,658.37		
Allotments and Contributions—					
City of L. A. Union Station.....	Spec.Rd.Imp.	84,789.57	180,512.00	140,000.00	140,000.00
City of L. A.....	Good Roads	82,902.15	8,100.00		
Outside Cities.....	Spec.Rd.Imp.	152,819.02	69,721.50		
Outside Cities.....	Good Roads	198,812.76	50,547.00		
<b>TOTAL MAINTENANCE AND OPERATION</b> .....		<b>\$5,289,000.96</b>	<b>\$4,339,362.83</b>	<b>\$4,632,324.00</b>	<b>\$4,632,324.00</b> <i>4,626,746.00</i>
<b>SUSPENSE ACCOUNT</b> .....	Spec.Rd.Imp.	\$	\$	\$ 350,000.00	\$ 350,000.00
<b>CAPITAL OUTLAY</b>					
<b>Equipment</b>					
Constructing, Repairing and					
Wrecking .....	Spec.Rd.Imp.	\$ 71,237.53	\$ 53,898.06	\$ 37,250.00	\$ 37,250.00
Graders .....		\$ 7,500.00			
Miscellaneous .....		28,750.00			
Rock Drills .....		1,000.00			
Furniture and Furnishings.....					
Chairs .....	Spec.Rd.Imp.	352.99	675.04	750.00	750.00
Desks .....		\$ 100.00			
Filing Cabinets and Cases .....		550.00			
Measuring and Observing Equipmt.....					
Miscellaneous, N.O.C....	Spec.Rd.Imp.	\$ 250.00		250.00	250.00
Miscellaneous Equipment.....					
Motor Vehicles.....	General	2,908.84			
Automobiles .....	Spec.Rd.Imp.	54,208.81	69,925.51	25,750.00	25,750.00
Tractors .....		\$ 4,000.00			
Trucks .....		9,000.00			
		12,750.00			
Office Equipment Other					
Furniture .....	Spec.Rd.Imp.	3,130.15	1,024.90	1,000.00	1,000.00
Adding Machines.....		\$ 400.00			
Typewriters .....		600.00			
<b>Total Equipment</b> .....		<b>\$ 131,838.32</b>	<b>\$ 125,523.51</b>	<b>\$ 65,000.00</b>	<b>\$ 65,000.00</b>
<b>Structural and Non-structural Im- provements</b>					
Improvements—Warehouse .....	Spec.Rd.Imp.	\$ 10,110.08	\$ 21,059.39	\$	\$
Mechanical Shop Grounds.....	General	4,601.98			
Rights of Way.....	Spec.Rd.Imp.	30,111.76	33,862.11		
Traffic Signals.....	Good Roads		3,932.03	10,000.00	10,000.00
Traffic Signals.....	Spec.Rd.Imp.	13,231.64			
Work in Tracts.....	General	731.86	8,276.44		

**HIGHWAYS AND BRIDGES**

**ROAD DEPARTMENT—Continued**

Classification	Fund	EXPENDITURES			
		Actual Prior Year 1932-33	Estimated Current Year 1933-34	Requested Fiscal Year 1934-35	Allowed Fiscal Year 1934-35
<b>CAPITAL OUTLAY—Continued</b>					
<b>Structural and Non-structural Improvements—Continued</b>					
Bridge and Culvert Construction.....	Spec.Rd.Imp.	\$ 357,221.82	\$	\$	\$
Dirt Road Construction.....	Spec.Rd.Imp.	316,634.51			
Highway Construction.....	Spec.Rd.Imp.	330,168.62			
<b>Detention Camps</b>					
No. 1—Soledad Canyon Road.....	Spec.Rd.Imp.	16,435.97	21,256.84	50,000.00	50,000.00
No. 2—Little Tujunga Road.....	Spec.Rd.Imp.	30,428.01	31,590.90	30,000.00	30,000.00
No. 3—Angelus Highway.....	Spec.Rd.Imp.	52,438.43	49,596.15	55,000.00	55,000.00
No. 4—Prairie Forks Road.....	Spec.Rd.Imp.	41,476.08	45,330.36	45,000.00	45,000.00
No. 5—Elizabeth Canyon.....	Spec.Rd.Imp.	69,532.55	73,668.14	60,000.00	60,000.00
No. 6—San Gabriel Divide Road.....	Spec.Rd.Imp.	17,402.69	37,477.69	40,000.00	40,000.00
No. 7—Coal Canyon Road.....	Spec.Rd.Imp.	13,070.68	20,483.21	30,000.00	30,000.00
No. 8—Mescal Canyon Road.....	Spec.Rd.Imp.	9,774.63	3,155.73		
No. 9—Mulholland Highway.....	Spec.Rd.Imp.		7,030.52	20,000.00	20,000.00
New Camps.....	Spec.Rd.Imp.			20,000.00	20,000.00
<b>Road District No. 1</b>					
Highway Construction.....	Spec.Rd.Imp.	568,625.84			
Foothill Boulevard.....	General—H.M.			61,000.00	61,000.00
<b>Total Structural and Non-structural Improvements.....</b>		<b>\$1,881,997.15</b>	<b>\$ 356,719.51</b>	<b>\$ 421,000.00</b>	<b>\$ 421,000.00</b>
<b>TOTAL CAPITAL OUTLAY.....</b>		<b>\$2,013,835.47</b>	<b>\$ 482,243.02</b>	<b>\$ 486,000.00</b>	<b>\$ 486,000.00</b>
<b>TOTAL ROAD DEPARTMENT.....</b>		<b>\$8,481,742.60</b>	<b>\$5,832,187.85</b>	<b>\$6,340,104.00</b>	<b>\$6,340,104.00</b>

6,328,948.00 →

LOS ANGELES COUNTY BUDGET—1934-35

ROAD DEPARTMENT—Continued

Classification	EXPENDITURES			
	Actual Prior Year 1932-33	Estimated Current Year 1933-34	Requested Fiscal Year 1934-35	Allowed Fiscal Year 1934-35
<b>SUMMARIZATION</b>				
<b>BY CLASSIFICATION</b>				
Salaries and Wages.....	\$1,178,906.17	\$1,010,582.00	\$ 871,780.00	\$ 871,780.00
Maintenance and Operation.....	5,289,000.96	4,339,362.83	4,982,324.00	4,982,324.00
Capital Outlay.....	2,013,835.47	482,243.02	486,000.00	486,000.00
<b>GRAND TOTAL</b> .....	<b>\$8,481,742.60</b>	<b>\$5,832,187.85</b>	<b>\$6,340,104.00</b>	<b>\$6,340,104.00</b>
<b>BY FUNDS</b>				
Special Road Improvement.....	\$6,316,837.27	\$4,396,366.29	\$5,000,000.00	\$5,000,000.00
Good Roads .....	1,396,297.67	809,976.52	827,000.00	827,000.00
General .....	135,749.49	24,114.72	15,000.00	15,000.00
Highway Maintenance—General....			61,000.00	61,000.00
General Road.....	3,562.41		4,800.00	4,800.00
Supervisory Road District No. 1..	339,606.16	321,916.00	220,699.00	220,699.00
Supervisory Road District No. 3..	27,154.04	25,809.03	29,030.00	29,030.00
Supervisory Road District No. 4..	125,185.65	138,030.75	116,064.00	116,064.00
Supervisory Road District No. 5..	137,349.91	115,974.54	66,511.00	<del>66,511.00</del>
<b>GRAND TOTAL</b> .....	<b>\$8,481,742.60</b>	<b>\$5,832,187.85</b>	<b>\$6,340,104.00</b>	<b>\$6,340,104.00</b>

*4,976,746.*

*816,202.00*


*6,328,948.00*

*55,355.00*

*6,328,948.00*

# Charities, Hospitals and Corrections

Total Appropriations.....\$17,184,193.79



CHARITIES, HOSPITALS AND CORRECTIONS

Public Welfare Commission

INVESTIGATION AND PROMOTION OF PUBLIC WELFARE

APPROPRIATIONS \$12,217.76 ✓

Classification	EXPENDITURES				
	Actual Prior Year 1932-33	Actual Current Year To 3-1-1934	Estimated Current Year 1933-34	Requested Fiscal Year 1934-35	Allowed Fiscal Year 1934-35
<b>SALARIES AND WAGES</b>					
Title of Position			Rate of Pay		
			A B C		
1 Secretary, Executive.....			\$ 175 \$ 185 \$ 195		\$ 2,127.12
2 Investigating Agents.....			140 150 160		3,490.56
1 Stenographer, Grade II.....			130 135 140		1,527.12
2 Stenographers, Grade I.....			115 120 125		2,508.96
1 Stenographer, Grade I, as needed.....per day			4.50 4.50 4.50		
<b>TOTAL SALARIES AND WAGES.....</b>	<b>\$ 9,472.81</b>	<b>\$ 5,980.52</b>	<b>\$ 9,653.76</b>	<b>\$ 10,278.76</b>	<b>9,653.76</b>
<b>MAINTENANCE AND OPERATION</b>					
<b>Services Other Than Personal</b>					
Auto Service.....	\$ 1,790.58	\$ 918.99	\$ 1,700.00	\$ 1,790.00	\$ 1,670.00
Auto Mileage Allowance.....	762.36	359.68	555.00	600.00	550.00
Miscellaneous Services, N.O.C.....	8.53	4.87	5.00	20.00	10.00
Postage .....	150.66	110.00	130.00	160.00	140.00
<b>Supplies</b>					
Office Supplies, N.O.C.....	73.01	5.98	24.00	32.00	24.00
Record Books, Papers, Forms and Covers .....	70.28	9.24	142.00	150.00	142.00
Writing Supplies .....	16.24	55.98	58.00	28.00	28.00
<b>TOTAL MAINTENANCE AND OPERATION .....</b>	<b>\$ 2,871.66</b>	<b>\$ 1,464.74</b>	<b>\$ 2,614.00</b>	<b>\$ 2,780.00</b>	<b>\$ 2,564.00</b>
<b>TOTAL PUBLIC WELFARE COMMISSION .....</b>	<b>\$ 12,344.47</b>	<b>\$ 7,445.26</b>	<b>\$ 12,267.76</b>	<b>\$ 13,058.76</b>	<b>\$ 12,217.76</b>

## Employment Stabilization

### REGISTRATION AND PLACEMENT OF UNEMPLOYED

Classification	EXPENDITURES				
	Actual Prior Year 1932-33	Actual Current Year To 3-1-1934	Estimated Current Year 1933-34	Requested Fiscal Year 1934-35	Allowed Fiscal Year 1934-35
<b>SALARIES AND WAGES</b>	\$ 14,525.68				
<b>MAINTENANCE AND OPERATION</b>					
<b>Personal Services Other Than Employees</b>					
Miscellaneous Services.....	\$ 1,348.23	\$ 7.92	\$ 8.00		\$
<b>Services Other Than Personal</b>					
Auto Mileage Allowance.....	1,353.04	687.44	688.00		
Auto Service.....	429.96	253.33	254.00		
Postage .....	227.23	13.00	13.00		
Telegraph .....	104.09				
Transportation, Local.....		18.75	19.00		
<b>Supplies</b>					
Office Supplies, N.O.C.....	585.60	53.94	54.00		
<b>Contributions, Awards and Fixed Obligations</b>					
Rent of Equipment.....	1,317.94	173.43	174.00		
Rent of Offices.....	2,892.74	803.00	803.00		
<b>TOTAL MAINTENANCE AND OPERATION</b>	\$ 8,258.83	\$ 2,010.81	\$ 2,013.00	\$	\$
<b>CAPITAL OUTLAY</b>					
<b>Equipment</b>					
Furniture and Furnishings.....	\$ 25.44	\$	\$	\$	\$
Office Equipment Other Than Furniture .....	20.62				
<b>TOTAL CAPITAL OUTLAY</b>	\$ 46.06	\$	\$	\$	\$
<b>TOTAL EMPLOYMENT STABILIZATION BUREAU</b>	\$ 22,830.57	\$ 2,010.81	\$ 2,013.00	\$	\$

CHARITIES, HOSPITALS AND CORRECTIONS

**Labor Coordinating Bureau**

REGISTRATION AND PLACEMENT OF UNEMPLOYED

APPROPRIATIONS \$19,844.72 ✓

Classification	EXPENDITURES				
	Actual Prior Year 1932-33	Actual Current Year To 3-1-1934	Estimated Current Year 1933-34	Requested Fiscal Year 1934-35	Allowed Fiscal Year 1934-35
<b>SALARIES AND WAGES</b>					
<b>Title of Position</b>		<b>Rate of Pay</b>			
		<b>A</b>	<b>B</b>	<b>C</b>	
1 Director .....		\$ 225	\$ 225	\$ 225	\$ 2,454.36
2 Asst. Directors.....		200	200	200	2,181.60
1 Statistical Secretary, Grade III		160	160	160	1,745.28
1 Industrial Development Worker		175	175	175	1,908.96
2 Industrial Investigators.....		160	160	160	3,490.56
2 Stenographers, Grade I.....		115	120	125	2,508.96
<b>TOTAL SALARIES AND WAGES</b> .....	\$	\$ 2,037.01	\$ 5,933.25	\$ 14,289.72	\$ 14,289.72
<b>MAINTENANCE AND OPERATION</b>					
<b>Personal Services Other Than Employees</b>					
Miscellaneous Services .....	\$	25.29	\$ 50.00	\$ 150.00	\$ 150.00
<b>Services Other Than Personal</b>					
Auto Mileage Allowance.....		170.44	1,030.00	2,880.00	2,880.00
Postage .....		5.00	70.00	120.00	120.00
Telegraph .....				25.00	25.00
Transportation, Local .....		18.75	44.00	200.00	200.00
<b>Supplies</b>					
Office Supplies, N.O.C.....		40.49	350.00	800.00	800.00
<b>Contributions, Awards and Fixed Obligations</b>					
Rent of Equipment.....				50.00	50.00
Rent of Offices.....		76.00	210.00	1,080.00	1,080.00
<b>TOTAL MAINTENANCE AND OPERATION</b> .....	\$	\$ 335.97	\$ 1,754.00	\$ 5,305.00	\$ 5,305.00
<b>CAPITAL OUTLAY</b>					
<b>Equipment</b>					
Furniture and Furnishings:.....	\$			\$ 200.00	\$ 200.00
File Cabinets .....	\$200.00				
Heat, Cold and Mechanical Power					
Transmission Equipment: .....				50.00	50.00
Fan .....	\$ 50.00				
<b>TOTAL CAPITAL OUTLAY</b> .....	\$	\$	\$	\$ 250.00	\$ 250.00
<b>TOTAL LABOR COORDINATING BUREAU</b> .....	\$	\$ 2,372.98	\$ 7,687.25	\$ 19,844.72	\$ 19,844.72

## Department of Charities

(EXCLUSIVE OF INSTITUTIONS)

SUPERVISION AND ADMINISTRATION OF RELIEF TO POOR

APPROPRIATIONS \$1,532,370.49 ✓

Classification	EXPENDITURES				Allowed Fiscal Year 1934-35
	Actual Prior Year 1932-33	Actual Current Year To 3-1-1934	Estimated Current Year 1933-34	Requested Fiscal Year 1934-35	
<b>SALARIES AND WAGES</b>					
<b>Title of Position</b>	<b>Rate of Pay</b>				
<b>Superintendent of Charities</b>	<b>A</b>	<b>B</b>	<b>C</b>		
1 Superintendent of Charities.....					
.....per annum	\$7,500	\$7,500	\$7,500	\$	7,500.00
1 Office Deputy .....	175	175	175		1,908.96
1 Stenographic Secretary, Grade III .....	160	165	170		1,745.28
1 Stenographer, Grade II.....	130	135	140		1,418.04
1 Receptionist .....	130	135	140		1,418.04
1 Typist-Clerk, Grade II.....	115	120	125		1,254.48
1 File Clerk .....	115	120	125		1,254.48
1 Investigator and Chauffeur.....	150	150	150		1,636.20
5 Asst. Superintendents of Charities .....	350	350	350		
1 Deputy Superintendent of Charities .....	300	300	300		
1 Stenographic Secretary, Grade III .....	160	165	170		
1 Stenographer, Grade I.....	115	120	125		
<b>Total Superintendent of Charities.....</b>				<b>\$</b>	<b>18,135.48</b>
<b>Executive Division</b>					
1 Asst. Superintendent of Charities, Chief of Division.....	350	350	350	\$	3,092.40
1 Stenographic Secretary, Grade III .....	160	165	170		1,745.28
1 Sr. Clerk .....	145	150	155		1,636.20
9 Clerks (A.R.W.), per day.....	3.20	3.20	3.20		2,122.20
<b>Total .....</b>				<b>\$</b>	<b>8,596.08</b>
<b>Institutional Service</b>					
1 Deputy Superintendent of Charities .....	300	300	300	\$	3,092.40
1 Stenographer, Grade I.....	115	120	125		1,254.48
<b>Total Institutional Service.....</b>				<b>\$</b>	<b>4,346.88</b>
<b>Personnel Service</b>					
1 Personal Director .....	180	190	200	\$	1,963.44
1 Asst. Personnel Director.....	160	160	160		1,745.28
2 Clerks, Grade III.....	130	135	140		1,418.04
1 Clerk, Grade II.....	115	120	125		627.24
3 Clerks, Grade I.....	100	105	110		1,636.20
1 Typist Clerk, Grade I.....	100	105	110		
1 Stenographer, Grade I.....	115	120	125		

**CHARITIES, HOSPITALS AND CORRECTIONS**

**DEPARTMENT OF CHARITIES—EXCLUSIVE OF INSTITUTIONS—Continued**

Classification	EXPENDITURES				
	Actual Prior Year 1932-33	Actual Current Year To 3-1-1934	Estimated Current Year 1933-34	Requested Fiscal Year 1934-35	Allowed Fiscal Year 1934-35
<b>SALARIES AND WAGES—Continued</b>					
<b>Title of Position</b>					
<b>Executive Division—Continued</b>					
<b>Personal Service—Continued</b>					
	<b>A</b>	<b>B</b>	<b>C</b>		
2 Clerks, Grade I, as needed, per day .....	\$ 4.00	\$ 4.00	\$ 4.00		\$
2 Stenographers, Grade I, as needed, per day.....	4.00	4.00	4.00		
3 Typist-Clerks, Grade I, as needed, per day.....	3.50	3.50	3.50		
7 Clerks (A.R.W.), per day.....	3.20	3.20	3.20		2,923.20
3 Typist-Clerks (A.R.W.), per day	3.20	3.20	3.20		835.20
1 Stenographer (A.R.W.), per day	3.20	3.20	3.20		835.20
<b>Total Personnel Service</b> .....					<b>\$ 11,983.80</b>
<b>Veteran Affairs Service</b>					
1 Director .....	140	150	160		\$ 1,527.12
1 Stenographer, Grade I.....	115	120	125		1,254.48
4 Clerks, Grade I, as needed, per day .....	4.00	4.00	4.00		
2 Clerks (A.R.W.), per day.....	3.20	3.20	3.20		1,670.40
4 Stenographers (A.R.W.), per day	3.20	3.20	3.20		835.20
3 Typist-Clerks (A.R.W.), per day	3.20	3.20	3.20		835.20
<b>Total Veterans Affairs Service</b> .....					<b>\$ 6,122.40</b>
<b>Property Management—Supplies and Maintenance Service</b>					
1 Administrative Assistant .....	175	175	175		\$ 1,908.96
1 Clerk, Grade III.....	130	135	140		1,418.04
1 Stenographer, Grade I.....	115	120	125		1,254.48
1 Clerk, Grade I, as needed, per day .....	4.00	4.00	4.00		
36 Clerks (A. R. W.), per day.....	3.20	3.20	3.20		8,352.00
1 Typist Clerk (A.R.W.), per day..	3.20	3.20	3.20		835.20
3 Stenographers (A.R.W.), per day .....	3.20	3.20	3.20		2,505.60
<b>Total Supplies and Maintenance Service</b> .....					<b>\$ 16,274.28</b>
<b>Furniture and Equipment</b>					
1 Asst. Property Clerk.....	115	120	125		\$ 1,254.48
2 Clerks, Grade I, as needed, per day .....	4.00	4.00	4.00		1,044.00
1 Typist-Clerk, Grade I, as needed, per day .....	3.50	3.50	3.50		
1 Stenographer, Grade I, as needed, per day.....	4.00	4.00	4.00		
1 Clerk, Grade I, as needed, per day .....	4.00	4.00	4.00		
<b>Total Furniture and Equipment</b> .....					<b>\$ 2,298.48</b>

**LOS ANGELES COUNTY BUDGET—1934-35**

**DEPARTMENT OF CHARITIES—EXCLUSIVE OF INSTITUTIONS—Continued**

Classification	EXPENDITURES				
	Actual Prior Year 1932-33	Actual Current Year To 3-1-1934	Estimated Current Year 1933-34	Requested Fiscal Year 1934-35	Allowed Fiscal Year 1934-35
<b>SALARIES AND WAGES—Continued</b>					
<b>Title of Position</b>	<b>Rate of Pay</b>				
<b>Executive Division—Continued</b>	<b>A</b>	<b>B</b>	<b>C</b>		
<b>Stock Room</b>					
1 Asst. Storekeeper .....	\$ 115	\$ 120	\$ 125	\$	1,254.48
1 Clerk, Grade I.....	100	105	110		1,090.80
1 Clerk, Grade I, as needed, per day .....	3.75	3.75	3.75		
2 Clerks, Grade I, as needed, per day .....	3.50	3.50	3.50		
<b>Total Stock Room.....</b>				<b>\$</b>	<b>2,345.28</b>
<b>Mimeograph</b>					
1 Typist Clerk, Grade II.....	115	120	125	\$	1,254.48
3 Clerks, Grade I, as needed, per day .....	4.00	4.00	4.00		1,044.00
1 Messenger, as needed, per day....	3.50	3.50	3.50		
<b>Total Mimeograph .....</b>				<b>\$</b>	<b>2,298.48</b>
<b>Welfare Bldg.</b>					
1 Custodian .....	115	120	125	\$	1,254.48
4 Doormen, per day.....	3.50	3.50	3.50		
2 Clerks, Grade I, as needed, per day .....	4.00	4.00	4.00		
<b>Total Welfare Bldg.....</b>				<b>\$</b>	<b>1,254.48</b>
<b>Total Property Management — Sup- plies and Maintenance Service.....</b>				<b>\$</b>	<b>24,471.00</b>
<b>Confidential Index</b>					
1 Director .....	175	175	175		1,908.96
1 Field Visitor.....	140	150	160		1,527.12
1 Student Visitor .....	100	105	110		1,090.80
1 Student Research Worker.....	100	105	110		1,090.80
4 Clerks, Grade III.....	130	135	140		1,418.04
3 Clerks, Grade II .....	115	120	125		1,254.48
5 Clerks, Grade I.....	100	105	110		1,090.80
2 Typist-Clerks, Grade II.....	115	120	125		1,254.48
1 Typist-Clerk, Grade I.....	100	105	110		
1 Stenographer, Grade I.....	115	120	125		1,254.48
32 Clerks, Grade I, as needed, per day .....	4.00	4.00	4.00		
17 Typist-Clerks, Grade I, as needed, per day.....	3.50	3.50	3.50		913.50
1 Utility Worker, as needed, per day .....	3.25	3.25	3.25		
119 Clerks (A.R.W.), per day.....	3.20	3.20	3.20		24,847.20
17 Typist-Clerks (A.R.W.), per day	3.20	3.20	3.20		4,732.80
<b>Total Confidential Index.....</b>				<b>\$</b>	<b>42,383.46</b>

**CHARITIES, HOSPITALS AND CORRECTIONS**

**DEPARTMENT OF CHARITIES—EXCLUSIVE OF INSTITUTIONS—Continued**

Classification	EXPENDITURES				
	Actual Prior Year 1932-33	Actual Current Year To 3-1-1934	Estimated Current Year 1933-34	Requested Fiscal Year 1934-35	Allowed Fiscal Year 1934-35
<b>SALARIES AND WAGES—Continued</b>					
Title of Position					
<b>Executive Division—Continued</b>					
<b>Social Service Exchange</b>					
	<b>A</b>	<b>B</b>	<b>C</b>		
1 Clerk, Grade I, as needed, per day .....	\$ 4.00	\$ 4.00	\$ 4.00		\$ 1,044.00
9 Clerks, Grade I, as needed, per day .....	3.50	3.50	3.50		913.30
7 Clerks (A.R.W.), per day.....	3.20	3.20	3.20		5,846.40
1 Typist-Clerk (A.R.W.), per day..	3.20	3.20	3.20		835.20
5 Typist-Clerks (A.R.W.), per day	3.20	3.20	3.20		4,176.00
<b>Total Social Service Exchange.....</b>					<b>\$ 12,814.90</b>
<b>Total Executive Division.....</b>					<b>\$ 110,718.52</b>
<b>Division of Accounts and Collections</b>					
1 Asst. Supt. of Charities—Chief of Division .....	350	350	350		\$ 3,607.80
1 Secretary .....	140	140	140		1,527.12
1 Stenographer (A.R.W.), per day	3.20	3.20	3.20		835.20
<b>Total .....</b>					<b>\$ 5,970.12</b>
<b>Statistical Service</b>					
1 Statistician .....	190	190	190		
1 Statistical Clerk.....	160	160	160		\$ 1,745.28
1 Asst. Cartographer.....	125	125	125		1,363.56
5 Sr. Student Research Workers....	120	120	120		1,308.96
19 Student Research Workers.....	100	100	100		1,137.60
1 Student Visitor .....	100	100	100		1,090.80
25 Student Research Workers, as needed, per day.....	3.50	3.50	3.50		913.50
2 Stenographers, Grade I, as needed, per day.....	4.00	4.00	4.00		1,044.00
5 Clerks (A.R.W.), per day.....	3.20	3.20	3.20		1,047.20
<b>Total Statistical Service .....</b>					<b>\$ 9,650.90</b>
<b>Collection Service</b>					
1 Chief Collection Service.....	250	260	275		\$ 2,727.00
1 Clerk, Grade II .....	115	120	125		
2 Typist-Clerks, Grade I.....	100	105	110		
1 Stenographer, Grade I, as needed, per day.....	4.00	4.00	4.00		
4 Clerks (A.R.W.), per day.....	3.20	3.20	3.20		
1 Stenographer (A.R.W.), per day	3.20	3.20	3.20		
<b>Total Collection Service.....</b>					<b>\$ 2,727.00</b>
<b>Accident Collections</b>					
1 Collector .....	165	165	165		
2 Property Workers.....	140	150	160		\$ 1,527.12
1 Student Property Worker.....	100	100	100		1,090.80

**LOS ANGELES COUNTY BUDGET—1934-35**

**DEPARTMENT OF CHARITIES—EXCLUSIVE OF INSTITUTIONS—Continued**

Classification	EXPENDITURES				
	Actual Prior Year 1932-33	Actual Current Year To 3-1-1934	Estimated Current Year 1933-34	Requested Fiscal Year 1934-35	Allowed Fiscal Year 1934-35
<b>SALARIES AND WAGES—Continued</b>					
<b>Title of Position</b>					
<b>Division of Accounts and Collections—Continued</b>					
<b>Accident Collections—Continued</b>					
	<b>A</b>	<b>B</b>	<b>C</b>		
3 Clerks, Grade I, as needed, per day .....	\$ 4.00	\$ 4.00	\$ 4.00	\$	
2 Clerks (A.R.W.), per day.....	3.20	3.20	3.20		835.20
4 Stenographers (A.R.W.), per day .....	3.20	3.20	3.20		1,670.40
<b>Total Accident Collections.....</b>				\$	<b>5,123.52</b>
<b>Failure to Provide</b>					
1 Director .....	175	175	175	\$	1,908.96
6 Failure to Provide Workers.....	140	150	160		3,054.24
1 Clerk, Grade III .....	130	135	140		1,418.04
1 Clerk, Grade II.....	115	120	125		1,254.48
1 Clerk, Grade I.....	100	105	110		
1 Typist-Clerk, Grade I.....	100	105	110		1,090.80
2 Stenographers, Grade I.....	115	120	125		1,254.48
1 Typist-Clerk, Grade I, as needed, per day .....	3.50	3.50	3.50		
1 Stenographer, Grade I, as needed, per day.....	4.00	4.00	4.00		
3 Clerks (A.R.W.), per day.....	3.20	3.20	3.20		1,252.80
<b>Total Failure to Provide.....</b>				\$	<b>11,233.80</b>
<b>Property</b>					
1 Director .....	180	190	200	\$	1,963.44
10 Property Workers.....	140	150	160		7,635.60
13 Student Property Workers.....	100	100	100		7,090.20
1 Clerk, Grade III.....	130	135	140		1,418.04
3 Typist-Clerks, Grade II.....	115	120	125		1,881.72
1 Typist-Clerk, Grade I.....	100	105	110		1,090.80
6 Stenographers, Grade I.....	115	120	125		3,763.44
14 Clerks, Grade I, as needed, per day .....	4.00	4.00	4.00		7,308.00
1 Typist-Clerk, Grade I, as needed, per day.....	3.50	3.50	3.50		913.50
1 Stenographer, Grade I, as needed, per day.....	4.00	4.00	4.00		1,044.00
1 Utility Worker, as needed, per day .....	3.25	3.25	3.25		848.25
1 Utility Worker, as needed, per day .....	3.00	3.00	3.00		783.00
16 Clerks (A.R.W.), per day.....	3.20	3.20	3.20		6,681.60
5 Typist-Clerks (A.R.W.), per day .....	3.20	3.20	3.20		2,088.00
8 Stenographers (A.R.W.), per day .....	3.20	3.20	3.20		3,340.80
<b>Total Property.....</b>				\$	<b>47,850.39</b>

**CHARITIES, HOSPITALS AND CORRECTIONS**

**DEPARTMENT OF CHARITIES—EXCLUSIVE OF INSTITUTIONS—Continued**

Classification	EXPENDITURES				
	Actual Prior Year 1932-33	Actual Current Year To 3-1-1934	Estimated Current Year 1933-34	Requested Fiscal Year 1934-35	Allowed Fiscal Year 1934-35
<b>SALARIES AND WAGES—Continued</b>					
<b>Title of Position</b>	<b>Rate of Pay</b>				
<b>Division of Accounts and Collections—Continued</b>	<b>A</b>	<b>B</b>	<b>C</b>		
<b>Institutions</b>					
1 Collector .....	\$ 160	\$ 160	\$ 160		\$ 1,745.28
2 Asst. Collectors .....	115	120	125		1,254.48
2 Typist-Clerks, Grade I.....	100	105	110		
1 Stenographer, Grade I.....	115	120	125		
5 Clerks (A.R.W.), per day.....	3.20	3.20	3.20		835.20
2 Typist-Clerks (A.R.W.), per day	3.20	3.20	3.20		835.20
1 Stenographer (A.R.W.), per day	3.20	3.20	3.20		835.20
<b>Total Institutions .....</b>					<b>\$ 5,505.36</b>
<b>Accounting Division</b>					
1 Office Manager.....	225	235	250		\$ 2,454.36
1 Chief Clerk.....	180	190	200		1,963.44
1 Chief District Clerk.....	175	175	175		1,908.96
1 Asst. Chief District Clerk.....	160	160	160		1,745.28
1 Audit Clerk .....	160	160	160		1,745.28
1 Audit Clerk .....	155	160	165		1,690.80
1 Supervising Clerk, Hollerith.....	180	180	180		1,963.44
1 Asst. Supervising Clerk, Hollerith .....	125	125	125		1,363.56
1 Clerk, Grade III.....	130	135	140		1,418.04
8 Clerks, Grade II.....	125	125	125		1,363.56
1 Payroll Distribution Clerk.....	140	140	140		1,527.12
1 Asst. Bookkeeping Machine Operator .....	140	145	150		1,527.12
1 Hollerith Operator, Grade I.....	115	120	125		1,254.48
2 Key Punch Operators.....	100	105	110		1,090.80
1 Head Messenger .....	115	120	125		1,254.48
7 Messengers (Motorcycle) .....	100	105	110		1,090.80
1 Addressograph Operator.....	115	120	125		1,254.48
1 Messenger .....	75	80	85		
1 Jr. Clerk.....	90	95	100		
5 Sr. Clerks.....	145	150	155		1,581.72
2 Clerks, Grade III .....	130	135	140		1,418.04
15 Clerks, Grade II .....	115	120	125		1,254.48
8 Clerks, Grade I .....	100	105	110		1,090.80
3 Typist-Clerks, Grade II.....	115	120	125		1,881.72
3 Typist-Clerks, Grade I .....	100	105	110		1,636.20
4 Stenographers, Grade I.....	115	120	125		1,254.48
1 Comptometer Operator, Grade I	115	120	125		
35 Clerks, Grade II, as needed, per day .....	4.50	4.50	4.50		2,936.25
1 Clerk, Grade II, as needed, per day .....	4.50	4.50	4.50		
42 Clerks, Grade I, as needed, per day .....	4.00	4.00	4.00		6,786.00
3 Clerks, Grade I, as needed, per day .....	3.75	3.75	3.75		1,468.13

**LOS ANGELES COUNTY BUDGET—1934-35**

**DEPARTMENT OF CHARITIES—EXCLUSIVE OF INSTITUTIONS—Continued**

Classification	EXPENDITURES				
	Actual Prior Year 1932-33	Actual Current Year To 3-1-1934	Estimated Current Year 1933-34	Requested Fiscal Year 1934-35	Allowed Fiscal Year 1934-35
<b>SALARIES AND WAGES—Continued</b>					
<b>Title of Position</b>	<b>A</b>	<b>Rate of Pay</b>	<b>B</b>	<b>C</b>	
<b>Division of Accounts and Collections—Continued</b>					
<b>Accounting Division—Continued</b>					
3 Clerks, Grade I, as needed, per day .....	\$ 3.50	\$ 3.50	\$ 3.50	\$ 3.50	\$ 1,370.25
3 Clerks, Grade I, as needed, per day .....	3.25	3.25	3.25	3.25	1,272.36
4 Typist-Clerks, Grade I, as needed, per day.....	3.50	3.50	3.50	3.50	1,827.00
21 Stenographers, Grade I, as needed, per day.....	4.00	4.00	4.00	4.00	
1 Bookkeeping Machine Operator, as needed, per day.....	5.00	5.00	5.00	5.00	
8 Key Punch Operators, as needed, per day .....	4.00	4.00	4.00	4.00	8,352.00
122 Clerks (A.R.W.), per day.....	3.20	3.20	3.20	3.20	34,864.28
53 Typist-Clerks (A.R.W.), per day	3.20	3.20	3.20	3.20	18,282.80
9 Stenographers (A.R.W.), per day .....	3.20	3.20	3.20	3.20	7,516.80
7 Comptometer Operators (A.R.W.), per day .....	3.20	3.20	3.20	3.20	5,846.40
48 Hollerith Operators (A.R.W.), per day .....	3.20	3.20	3.20	3.20	26,217.20
<b>Total Accounting Division.....</b>					<b>\$ 153,472.91</b>
<b>Total Division of Accounts and Collections .....</b>					<b>\$ 241,534.00</b>
<b>Division of County Unemployment Relief</b>					
1 Asst. Superintendent of Charities, Chief of Division.....	350	350	350	350	\$ 3,607.80
1 Director, Employment Relief.....	250	250	250	250	
1 Asst. Director, Employment Relief .....	200	200	200	200	
1 Asst. Director, Employment Relief .....	175	175	175	175	
1 Case Inspector.....	175	175	175	175	
12 Unemployment District Managers .....	175	175	175	175	
16 Work Assignment Supervisors....	100	100	100	100	
1 Stenographic Secretary, Grade I	140	140	140	140	1,527.12
1 Project Clerk.....	140	140	140	140	
2 Stenographers, Grade I.....	115	120	125	125	
75 Clerks (A.R.W.), per day.....	3.20	3.20	3.20	3.20	2,138.00
<b>Total .....</b>					<b>\$ 7,272.92</b>
<b>Industrial Contact</b>					
1 Field Contact Director.....	175	175	175	175	\$ 954.48

**CHARITIES, HOSPITALS AND CORRECTIONS**

**DEPARTMENT OF CHARITIES—EXCLUSIVE OF INSTITUTIONS—Continued**

Classification	EXPENDITURES				
	Actual Prior Year 1932-33	Actual Current Year To 3-1-1934	Estimated Current Year 1933-34	Requested Fiscal Year 1934-35	Allowed Fiscal Year 1934-35
<b>SALARIES AND WAGES—Continued</b>					
Title of Position	A	B	C		
<b>Division of County Unemployment Relief—Continued</b>					
<b>Industrial Contact—Continued</b>					
12 Field Contact Men .....	\$ 150	\$ 150	\$ 150		\$ 818.10
1 Field Contact Secretary .....	150	150	150		
<b>Total Industrial Contact.....</b>					<b>\$ 1,772.58</b>
<b>Camp Placement</b>					
1 Clerk, Grade I.....	100	105	110		\$ 545.40
1 Stenographer (A.R.W.), per day	3.20	3.20	3.20		
<b>Total Camp Placement.....</b>					<b>\$ 545.40</b>
<b>Civilian Conservation Corps</b>					
1 Stenographer, Grade I.....	115	120	125		\$ 1,254.48
1 Clerk (A.R.W.), per day.....	3.20	3.20	3.20		835.20
<b>Total Civilian Conservation Camp.....</b>					<b>\$ 2,089.68</b>
<b>Re-employment Service</b>					
1 Re-employment Service Manager	175	175	175		\$ 954.48
1 Asst. Re-employment Service Manager .....	160	160	160		
2 Field Men.....	125	125	125		
2 Employment Workers .....	115	120	125		
1 Typist-Clerk, Grade I.....	100	105	110		545.40
2 Stenographers, Grade I.....	115	120	125		
7 Stenographers (A.R.W.), per day .....	3.20	3.20	3.20		1,035.20
6 Typist-Clerks (A.R.W.), per day	3.20	3.20	3.20		835.20
<b>Total Re-employment Service.....</b>					<b>\$ 3,370.28</b>
<b>Unemployment Relief Districts</b>					
<b>Adams</b>					
1 Unemployment District Manager	175	175	175		\$ 1,908.96
4 Field Visitors.....	140	150	160		1,527.12
8 Sr. Student Visitors .....	120	120	120		
3 Student Visitors .....	100	100	100		
1 Clerk, Grade II.....	115	120	125		
2 Clerks, Grade I.....	100	105	110		
1 Typist-Clerk, Grade II.....	115	120	125		
4 Field Visitors, as needed, per day .....	4.50	4.50	4.50		
8 Student Visitors, as needed, per day .....	3.50	3.50	3.50		
12 Clerks, Grade I, as needed, per day .....	4.00	4.00	4.00		
6 Typist-Clerks, Grade I, as needed, per day.....	3.50	3.50	3.50		
2 Stenographers, Grade I, as needed, per day.....	4.00	4.00	4.00		
49 Student Visitors (A.R.W.), per day .....	3.20	3.20	3.20		4,802.40

**LOS ANGELES COUNTY BUDGET—1934-35**

**DEPARTMENT OF CHARITIES—EXCLUSIVE OF INSTITUTIONS—Continued**

Classification	EXPENDITURES				
	Actual Prior Year 1932-33	Actual Current Year To 3-1-1934	Estimated Current Year 1933-34	Requested Fiscal Year 1934-35	Allowed Fiscal Year 1934-35
<b>SALARIES AND WAGES—Continued</b>					
<b>Title of Position</b>	<b>A</b>	<b>Rate of Pay</b>		<b>C</b>	
		<b>B</b>			
<b>Division of County Unemployment Relief—Continued</b>					
<b>Unemployment Relief Districts—Continued</b>					
<b>Adams—Continued</b>					
24 Clerks (A.R.W.), per day.....	\$ 3.20	\$ 3.20	\$ 3.20	\$ 3.20	\$ 2,505.60
16 Typist-Clerks (A.R.W.), per day	3.20	3.20	3.20	3.20	1,670.40
13 Stenographers (A.R.W.), per day .....	3.20	3.20	3.20	3.20	1,670.40
<b>Total Adams.....</b>					<b>\$ 14,084.88</b>
<b>Alhambra Unemployment</b>					
1 Unemployed District Manager....	175	175	175	175	\$ 1,908.96
1 Field Visitor.....	140	150	160	160	1,527.12
1 Sr. Student Visitor.....	120	120	120	120	
1 Student Visitor.....	100	100	100	100	
1 Clerk, Grade II.....	115	120	125	125	
2 Clerks, Grade I.....	100	105	110	110	
2 Stenographers, Grade I.....	115	120	125	125	
2 Student Visitors, as needed, per day .....	3.50	3.50	3.50	3.50	
4 Clerks, Grade I, as needed, per day .....	4.00	4.00	4.00	4.00	
6 Typist-Clerks, Grade I, as needed, per day.....	3.50	3.50	3.50	3.50	
1 Stenographer, Grade I, as needed, per day.....	4.00	4.00	4.00	4.00	
35 Student Visitors (A.R.W.), per day .....	3.20	3.20	3.20	3.20	3,340.80
13 Clerks (A.R.W.), per day.....	3.20	3.20	3.20	3.20	1,044.00
4 Typist-Clerks (A.R.W.), per day	3.20	3.20	3.20	3.20	835.20
4 Stenographers (A.R.W.), per day .....	3.20	3.20	3.20	3.20	835.20
<b>Total Alhambra Unemployment.....</b>					<b>\$ 9,491.28</b>
<b>Belvedere Unemployment</b>					
1 Unemployment District Manager	175	175	175	175	\$ 1,908.96
5 Field Visitors.....	140	150	160	160	1,527.12
4 Sr. Student Visitors.....	120	120	120	120	
1 Student Visitor.....	100	100	100	100	
1 Clerk, Grade III.....	130	135	140	140	
3 Clerks, Grade I.....	100	105	110	110	
1 Typist-Clerk, Grade I.....	100	105	110	110	
2 Stenographers, Grade I.....	115	120	125	125	
1 Field Visitor, as needed, per day	4.50	4.50	4.50	4.50	
8 Student Visitors, as needed, per day .....	3.50	3.50	3.50	3.50	
5 Clerks, Grade I, as needed, per day .....	4.00	4.00	4.00	4.00	
3 Typist-Clerks, Grade I, as needed, per day.....	3.50	3.50	3.50	3.50	
7 Stenographers, Grade I, as needed, per day.....	4.00	4.00	4.00	4.00	

**CHARITIES, HOSPITALS AND CORRECTIONS**

**DEPARTMENT OF CHARITIES—EXCLUSIVE OF INSTITUTIONS—Continued**

Classification	EXPENDITURES				
	Actual Prior Year 1932-33	Actual Current Year To 3-1-1934	Estimated Current Year 1933-34	Requested Fiscal Year 1934-35	Allowed Fiscal Year 1934-35
<b>SALARIES AND WAGES—Continued</b>					
Title of Position			Rate of Pay		
			A	B	C
<b>Division of County Unemployment Relief—Continued</b>					
<b>Unemployment Relief Districts—Continued</b>					
<b>Belvedere Unemployment—Continued</b>					
36 Student Visitors (A.R.W.), per day .....			\$ 3.20	\$ 3.20	\$ 3.20
27 Clerks (A.R.W.), per day.....			3.20	3.20	3.20
4 Typist-Clerks (A.R.W.), per day			3.20	3.20	3.20
8 Stenographers (A.R.W.), per day .....			3.20	3.20	3.20
<b>Total Belvedere Unemployment.....</b>					<b>\$ 11,370.48</b>
<b>Boyle Unemployment</b>					
1 Unemployment District Manager			175	175	175
6 Field Visitors.....			140	150	160
3 Sr. Student Visitors.....			120	120	120
6 Student Visitors .....			100	100	100
1 Work Assignment Supervisor ...			100	100	100
1 Stenographer, Grade I.....			115	120	125
8 Student Visitors, as needed, per day .....			3.50	3.50	3.50
14 Clerks, Grade I, as needed, per day .....			4.00	4.00	4.00
8 Typist-Clerks, Grade I, as needed, per day.....			3.50	3.50	3.50
5 Stenographers, Grade I, as needed, per day.....			4.00	4.00	4.00
1 Telephone Operator, as needed, per day .....			4.00	4.00	4.00
24 Student Visitors (A.R.W.), per day .....			3.20	3.20	3.20
20 Clerks (A.R.W.), per day.....			3.20	3.20	3.20
13 Typist-Clerks (A.R.W.), per day			3.20	3.20	3.20
5 Stenographers (A.R.W.), per day .....			3.20	3.20	3.20
<b>Total Boyle Unemployment .....</b>					<b>\$ 9,491.28</b>
<b>Central Unemployment</b>					
1 Unemployment District Manager			175	175	175
1 Unemployment Worker.....			160	160	160
4 Field Visitors.....			140	150	160
5 Sr. Student Visitors.....			120	120	120
4 Student Visitors .....			100	100	100
1 Clerk, Grade II.....			115	120	125
2 Stenographers, Grade I.....			115	120	125
1 Field Visitor, as needed, per day .....			4.50	4.50	4.50
1 Student Visitor, as needed, per day .....			3.50	3.50	3.50
7 Clerks, Grade I, as needed, per day .....			4.00	4.00	4.00

**LOS ANGELES COUNTY BUDGET—1934-35**

**DEPARTMENT OF CHARITIES—EXCLUSIVE OF INSTITUTIONS—Continued**

Classification	EXPENDITURES				
	Actual Prior Year 1932-33	Actual Current Year To 3-1-1934	Estimated Current Year 1933-34	Requested Fiscal Year 1934-35	Allowed Fiscal Year 1934-35
<b>SALARIES AND WAGES—Continued</b>					
<b>Title of Position</b>					
<b>Division of County Unemployment Relief—Continued</b>					
<b>Unemployment Relief Districts—Continued</b>					
<b>Central Unemployment—Continued</b>					
		<b>Rate of Pay</b>			
		<b>A</b>	<b>B</b>	<b>C</b>	
1 Clerk, as needed, per day .....		\$ 3.25	\$ 3.25	\$ 3.25	
3 Typist-Clerks, Grade I, as needed, per day.....		3.50	3.50	3.50	
2 Stenographers, Grade I, as needed, per day.....		4.00	4.00	4.00	
25 Student Visitors (A.R.W.), per day .....		3.20	3.20	3.20	\$ 2,296.80
8 Clerks (A.R.W.), per day.....		3.20	3.20	3.20	835.20
8 Typist-Clerks (A.R.W.), per day		3.20	3.20	3.20	835.20
3 Stenographers (A.R.W.), per day .....		3.20	3.20	3.20	835.20
<b>Total Central Unemployment.....</b>					<b>\$ 8,238.48</b>
<b>East Compton Unemployment</b>					
1 Unemployment District Manager		175	175	175	\$ 1,908.96
3 Field Visitors.....		140	150	160	1,527.12
7 Sr. Student Visitors.....		120	120	120	
7 Student Visitors .....		100	100	100	
1 Student Visitor, as needed, per day .....		3.50	3.50	3.50	
10 Clerks, Grade I, as needed, per day .....		4.00	4.00	4.00	
3 Typist-Clerks, Grade I, as needed, per day.....		3.50	3.50	3.50	
4 Stenographers, Grade I, as needed, per day.....		4.00	4.00	4.00	
48 Student Visitors (A.R.W.), per day .....		3.20	3.20	3.20	2,505.60
11 Clerks (A.R.W.), per day.....		3.20	3.20	3.20	835.20
16 Typist-Clerks (A.R.W.), per day		3.20	3.20	3.20	1,670.40
9 Stenographers (A.R.W.), per day .....		3.20	3.20	3.20	1,252.80
<b>Total East Compton Unemployment</b>					<b>\$ 9,700.08</b>
<b>West Compton Unemployment</b>					
1 Unemployment District Manager		175	175	175	\$ 1,908.96
2 Field Visitors.....		140	150	160	1,527.12
5 Sr. Student Visitors.....		120	120	120	
4 Student Visitors .....		100	100	100	
2 Stenographers, Grade I.....		115	120	125	
6 Field Visitors, as needed, per day .....		4.50	4.50	4.50	
2 Student Visitors, as needed, per day .....		3.50	3.50	3.50	
9 Clerks, Grade I, as needed, per day .....		4.00	4.00	4.00	
2 Typist-Clerks, Grade I, as needed, per day.....		3.50	3.50	3.50	

**CHARITIES, HOSPITALS AND CORRECTIONS**

**DEPARTMENT OF CHARITIES—EXCLUSIVE OF INSTITUTIONS—Continued**

Classification	EXPENDITURES				
	Actual Prior Year 1932-33	Actual Current Year To 3-1-1934	Estimated Current Year 1933-34	Requested Fiscal Year 1934-35	Allowed Fiscal Year 1934-35
<b>SALARIES AND WAGES—Continued</b>					
Title of Position					
Division of County Unemployment Relief—Continued					
Unemployment Relief Districts—Continued					
West Compton Unemployment—Continued					
	<b>A</b>	<b>B</b>	<b>C</b>		
4 Stenographers, Grade I, as needed, per day.....	\$ 4.00	\$ 4.00	\$ 4.00		
29 Student Visitors (A.R.W.), per day .....	3.20	3.20	3.20	\$	2,714.40
15 Clerks (A.R.W.), per day.....	3.20	3.20	3.20		1,879.20
7 Typist-Clerks (A.R.W.), per day	3.20	3.20	3.20		835.20
4 Stenographers (A.R.W.), per day .....	3.20	3.20	3.20		835.20
<b>Total West Compton Unemployment</b>				<b>\$</b>	<b>9,700.08</b>
<b>Elysian Unemployment</b>					
1 Unemployment District Manager	175	175	175	\$	1,908.96
2 Employment Workers .....	140	150	160		
4 Field Visitors .....	140	150	160		1,527.12
4 Sr. Student Visitors.....	120	120	120		
9 Student Visitors .....	100	100	100		
1 Work Assignment Supervisor....	100	100	100		
2 Field Visitors, as needed, per day .....	4.50	4.50	4.50		
2 Student Visitors, as needed, per day .....	3.50	3.50	3.50		
10 Clerks, Grade I, as needed, per day .....	4.00	4.00	4.00		
3 Typist-Clerks, Grade I, as needed, per day.....	3.50	3.50	3.50		
5 Stenographers, Grade I, as needed, per day.....	4.00	4.00	4.00		
24 Student Visitors (A.R.W.), per day .....	3.20	3.20	3.20		2,505.60
19 Clerks (A.R.W.), per day.....	3.20	3.20	3.20		2,296.80
5 Typist-Clerks (A.R.W.), per day	3.20	3.20	3.20		1,252.80
8 Stenographers (A.R.W.), per day .....	3.20	3.20	3.20		835.20
<b>Total Elysian Unemployment.....</b>				<b>\$</b>	<b>10,326.48</b>
<b>Glendale Unemployment</b>					
1 Unemployment District Manager	175	175	175	\$	1,908.96
2 Field Visitors.....	140	150	160		1,527.12
2 Sr. Student Visitors .....	120	120	120		
4 Student Visitors .....	100	100	100		
1 Clerk, Grade II.....	115	120	125		
3 Stenographers, Grade I.....	115	120	125		
3 Field Visitors, as needed, per day .....	4.50	4.50	4.50		
2 Student Visitors, as needed, per day .....	3.50	3.50	3.50		
8 Clerks, Grade I, as needed, per day .....	4.00	4.00	4.00		

**LOS ANGELES COUNTY BUDGET—1934-35**

**DEPARTMENT OF CHARITIES—EXCLUSIVE OF INSTITUTIONS—Continued**

Classification	EXPENDITURES				
	Actual Prior Year 1932-33	Actual Current Year To 3-1-1934	Estimated Current Year 1933-34	Requested Fiscal Year 1934-35	Allowed Fiscal Year 1934-35
<b>SALARIES AND WAGES—Continued</b>					
Title of Position					
Division of County Unemployment Relief—Continued					
Unemployment Relief Districts—Continued					
Glendale Unemployment—Continued					
	A	B	C		
3 Typist-Clerks, Grade I, as needed, per day.....	\$ 3.50	\$ 3.50	\$ 3.50		
3 Stenographers, Grade I, as needed, per day.....	4.00	4.00	4.00		
53 Student Visitors (A.R.W.), per day .....	3.20	3.20	3.20	\$	5,220.00
8 Clerks (A.R.W.), per day.....	3.20	3.20	3.20		835.20
9 Typist-Clerks (A.R.W.), per day	3.20	3.20	3.20		626.40
7 Stenographers (A.R.W.), per day .....	3.20	3.20	3.20		835.20
<b>Total Glendale Unemployment.....</b>				\$	<b>10,952.88</b>
<b>Hollywood Unemployment</b>					
1 Unemployment District Manager	175	175	175	\$	1,908.96
5 Field Visitors.....	140	150	160		1,527.12
2 Sr. Student Visitors .....	120	120	120		
9 Student Visitors .....	100	100	100		
1 Typist-Clerk, Grade I.....	100	105	110		
6 Stenographers, Grade I.....	115	120	125		
7 Student Visitors, as needed, per day .....	3.50	3.50	3.50		
1 Clerk, as needed, per day.....	3.75	3.75	3.75		
2 Typist-Clerks, Grade I, as needed, per day.....	3.50	3.50	3.50		
3 Stenographers, Grade I, as needed, per day.....	4.00	4.00	4.00		
32 Student Visitors (A.R.W.), per day .....	3.20	3.20	3.20		3,340.80
19 Clerks (A.R.W.), per day.....	3.20	3.20	3.20		1,670.40
11 Typist-Clerks (A.R.W.), per day	3.20	3.20	3.20		835.20
13 Stenographers (A.R.W.), per day .....	3.20	3.20	3.20		1,044.00
<b>Total Hollywood Unemployment.....</b>				\$	<b>10,326.48</b>
<b>Inglewood Unemployment</b>					
1 Unemployment District Manager	175	175	175	\$	1,908.96
4 Field Visitors.....	140	150	160		1,527.12
5 Sr. Student Visitors.....	120	120	120		
5 Student Visitors .....	100	100	100		
1 Clerk, Grade III .....	130	135	140		
1 Clerk, Grade II .....	115	120	125		
1 Typist-Clerk, Grade II.....	115	120	125		
1 Typist-Clerk, Grade I.....	100	105	110		
2 Stenographers, Grade I.....	115	120	125		
4 Student Visitors, as needed, per day .....	3.50	3.50	3.50		
2 Clerks, Grade I, as needed, per day .....	4.00	4.00	4.00		

**CHARITIES, HOSPITALS AND CORRECTIONS**

**DEPARTMENT OF CHARITIES—EXCLUSIVE OF INSTITUTIONS—Continued**

Classification	EXPENDITURES				
	Actual Prior Year 1932-33	Actual Current Year To 3-1-1934	Estimated Current Year 1933-34	Requested Fiscal Year 1934-35	Allowed Fiscal Year 1934-35
<b>SALARIES AND WAGES—Continued</b>					
<b>Title of Position</b>					
<b>Division of County Unemployment Relief—Continued</b>					
<b>Unemployment Relief Districts—Continued</b>					
<b>Inglewood Unemployment—Continued</b>					
2 Typist-Clerks, Grade I, as needed, per day.....					
3 Stenographers, Grade I, as needed, per day.....					
16 Student Visitors (A.R.W.), per day .....					\$ 1,670.40
13 Clerks (A.R.W.), per day.....					1,044.00
1 Typist-Clerk (A.R.W.), per day					835.20
3 Stenographers (A.R.W.), per day .....					835.20
<b>Total Inglewood Unemployment.....</b>					<b>\$ 7,820.88</b>
<b>Inside No. II Unemployment</b>					
1 Unemployment District Manager	175	175	175		\$ 1,908.96
1 Employment Worker.....	140	150	160		
7 Field Visitors .....	140	150	160		1,527.12
1 Sr. Student Visitor .....	120	120	120		
6 Student Visitors .....	100	100	100		
1 Clerk, Grade II .....	115	120	125		
3 Clerks, Grade I .....	100	105	110		
1 Typist-Clerk, Grade II.....	115	120	125		
2 Stenographers, Grade I .....	115	120	125		
7 Field Visitors, as needed, per day .....	4.50	4.50	4.50		
19 Student Visitors, as needed, per day .....	3.50	3.50	3.50		
21 Clerks, Grade I, as needed, per day .....	4.00	4.00	4.00		
10 Typist-Clerks, Grade I, as need- ed, per day .....	3.50	3.50	3.50		
5 Stenographers, Grade I, as need- ed, per day .....	4.00	4.00	4.00		
57 Student Visitors (A.R.W.), per day .....	3.20	3.20	3.20		3,340.80
37 Clerks (A.R.W.), per day .....	3.20	3.20	3.20		3,549.60
13 Typist-Clerks (A.R.W.), per day .....	3.20	3.20	3.20		1,044.00
19 Stenographers (A.R.W.), per day .....	3.20	3.20	3.20		1,670.40
<b>Total Inside No. II Unemployment..</b>					<b>\$ 13,040.88</b>
<b>Lincoln Unemployment</b>					
1 Unemployment District Manager	175	175	175		\$ 1,908.96
1 Employment Worker .....	140	150	160		
3 Field Visitors .....	140	150	160		1,527.12
2 Sr. Student Visitors .....	120	120	120		
5 Student Visitors .....	100	100	100		

**LOS ANGELES COUNTY BUDGET—1934-35**

**DEPARTMENT OF CHARITIES—EXCLUSIVE OF INSTITUTIONS—Continued**

Classification	EXPENDITURES				
	Actual Prior Year 1932-33	Actual Current Year To 3-1-1934	Estimated Current Year 1933-34	Requested Fiscal Year 1934-35	Allowed Fiscal Year 1934-35
<b>SALARIES AND WAGES—Continued</b>					
Title of Position					
Division of County Unemployment Relief—Continued					
Unemployment Relief Districts—Continued					
Lincoln Unemployment—Continued					
		Rate of Pay			
		A	B	C	
1 Typist-Clerk, Grade II .....		\$ 115	\$ 120	\$ 125	
3 Stenographers, Grade I .....		115	120	125	
3 Typist-Clerks, Grade I, as need- ed, per day .....		3.50	3.50	3.50	
4 Student Visitors, as needed, per day .....		3.50	3.50	3.50	
2 Stenographers, Grade I, as need- ed, per day .....		4.00	4.00	4.00	
28 Student Visitors (A.R.W.), per day .....		3.20	3.20	3.20	\$ 2,903.20
11 Clerks (A.R.W.), per day.....		3.20	3.20	3.20	835.20
5 Typist-Clerks (A.R.W.), per day		3.20	3.20	3.20	835.20
4 Stenographers (A.R.W.), per day .....		3.20	3.20	3.20	835.20
<b>Total Lincoln Unemployment .....</b>					<b>\$ 8,844.88</b>
Long Beach Unemployment					
1 Unemployment District Manager		175	175	175	\$ 1,908.96
4 Field Visitors .....		140	150	160	1,527.12
3 Sr. Student Visitors .....		120	120	120	
14 Student Visitors .....		100	100	100	
2 Typist-Clerks, Grade I .....		100	105	110	
2 Stenographers, Grade I .....		115	120	125	
6 Field Visitors, as needed, per day .....		4.50	4.50	4.50	
8 Student Visitors, as needed, per day .....		3.50	3.50	3.50	
19 Clerks, Grade I, as needed, per day .....		4.00	4.00	4.00	
5 Typist-Clerks, Grade I, as need- ed per day .....		3.50	3.50	3.50	
5 Stenographers, Grade I, as needed, per day.....		4.00	4.00	4.00	
56 Student Visitors (A.R.W.), per day .....		3.20	3.20	3.20	5,846.40
53 Clerks (A.R.W.), per day.....		3.20	3.20	3.20	5,533.20
23 Typist-Clerks (A.R.W.), per day		3.20	3.20	3.20	2,401.20
11 Stenographers (A.R.W.), per day .....		3.20	3.20	3.20	1,148.40
<b>Total Long Beach Unemployment....</b>					<b>\$ 18,365.28</b>
Pasadena Unemployment					
1 Unemployment District Manager		175	175	175	\$ 1,908.96
8 Field Visitors.....		140	150	160	1,527.12
6 Sr. Student Visitors.....		120	120	120	
8 Student Visitors.....		100	100	100	
1 Work Assignment Supervisor....		100	100	100	

**CHARITIES, HOSPITALS AND CORRECTIONS**

**DEPARTMENT OF CHARITIES—EXCLUSIVE OF INSTITUTIONS—Continued**

Classification	EXPENDITURES				
	Actual Prior Year 1932-33	Actual Current Year To 3-1-1934	Estimated Current Year 1933-34	Requested Fiscal Year 1934-35	Allowed Fiscal Year 1934-35
<b>SALARIES AND WAGES—Continued</b>					
Title of Position					
Division of County Unemployment Relief—Continued					
Unemployment Relief Districts—Continued					
Pasadena Unemployment—Continued					
1 Clerk, Grade I.....		\$ 100	\$ 105	\$ 110	
3 Typist-Clerks, Grade I.....		100	105	110	
4 Student Visitors, as needed, per day .....		3.50	3.50	3.50	
10 Clerks, Grade I, as needed, per day .....		4.00	4.00	4.00	
2 Typist-Clerks, Grade I, as needed, per day.....		3.50	3.50	3.50	
36 Student Visitors (A.R.W.), per day .....		3.20	3.20	3.20	\$ 3,758.40
14 Clerks (A.R.W.), per day.....		3.20	3.20	3.20	1,461.60
15 Typist-Clerks (A.R.W.), per day .....		3.20	3.20	3.20	1,566.00
7 Stenographers (A.R.W.), per day .....		3.20	3.20	3.20	1,461.60
<b>Total Pasadena Unemployment.....</b>					<b>\$ 11,683.68</b>
<b>Pico Unemployment</b>					
1 Unemployment District Manager		175	175	175	\$ 1,908.96
1 Sr. Student Visitor.....		120	120	120	1,308.96
3 Student Visitors.....		100	100	100	
1 Clerk, Grade II.....		115	120	125	
1 Clerk, Grade I.....		100	105	110	
4 Field Visitors, as needed, per day .....		4.50	4.50	4.50	
5 Clerks, Grade I, as needed, per day .....		4.00	4.00	4.00	
1 Student Visitor, as needed, per day .....		3.50	3.50	3.50	
1 Typist-Clerk, Grade I, as needed, per day.....		3.50	3.50	3.50	
2 Stenographers, Grade I, as needed, per day.....		4.00	4.00	4.00	
15 Student Visitors (A.R.W.), per day .....		3.20	3.20	3.20	1,566.00
9 Clerks (A.R.W.), per day.....		3.20	3.20	3.20	939.60
9 Typist-Clerks (A.R.W.), per day .....		3.20	3.20	3.20	939.60
4 Stenographers (A.R.W.), per day .....		3.20	3.20	3.20	835.20
<b>Total Pico Unemployment.....</b>					<b>\$ 7,498.32</b>
<b>Pomona Unemployment</b>					
1 Unemployment District Manager		175	175	175	\$ 1,908.96
4 Sr. Student Visitors.....		120	120	120	1,308.96
1 Student Visitor.....		100	100	100	
2 Field Visitors, as needed, per day .....		4.50	4.50	4.50	
1 Student Visitor, as needed, per day .....		3.50	3.50	3.50	

**LOS ANGELES COUNTY BUDGET—1934-35**

**DEPARTMENT OF CHARITIES—EXCLUSIVE OF INSTITUTIONS—Continued**

Classification	EXPENDITURES				
	Actual Prior Year 1932-33	Actual Current Year To 3-1-1934	Estimated Current Year 1933-34	Requested Fiscal Year 1934-35	Allowed Fiscal Year 1934-35
<b>SALARIES AND WAGES—Continued</b>					
Title of Position					
Division of County Unemployment Relief—Continued					
Unemployment Relief Districts—Continued					
Pomona Unemployment—Continued					
3 Clerks, Grade I, as needed, per day .....					
		A	Rate of Pay B	C	
		\$ 4.00	\$ 4.00	\$ 4.00	\$
3 Stenographers, Grade I, as needed, per day.....		4.00	4.00	4.00	
15 Student Visitors (A.R.W.), per day .....		3.20	3.20	3.20	1,566.00
8 Clerks (A.R.W.), per day.....		3.20	3.20	3.20	835.20
7 Typist-Clerks (A.R.W.), per day .....		3.20	3.20	3.20	1,461.60
1 Stenographer (A.R.W.), per day .....		3.20	3.20	3.20	
<b>Total Pomona Unemployment.....</b>					<b>\$ 7,080.72</b>
<b>San Fernando Unemployment</b>					
1 Unemployment District Manager .....		175	175	175	\$ 1,908.96
5 Field Visitors.....		140	150	160	1,527.12
5 Student Visitors.....		100	105	110	
2 Typist-Clerks, Grade I.....		100	105	110	
1 Stenographer, Grade I.....		115	120	125	
9 Clerks, Grade I, as needed, per day .....		4.00	4.00	4.00	
2 Student Visitors, as needed, per day .....		3.50	3.50	3.50	
2 Stenographers, Grade I, as needed, per day.....		4.00	4.00	4.00	
1 Utility Worker, as needed, per day .....		3.00	3.00	3.00	
33 Student Visitors (A.R.W.), per day .....		3.20	3.20	3.20	3,445.20
20 Clerks (A.R.W.), per day.....		3.20	3.20	3.20	2,086.50
12 Typist-Clerks (A.R.W.), per day .....		3.20	3.20	3.20	835.20
9 Stenographers (A.R.W.), per day .....		3.20	3.20	3.20	835.20
<b>Total San Fernando Unemployment</b>					<b>\$ 10,638.18</b>
<b>Santa Monica Unemployment</b>					
1 Unemployment District Manager .....		175	175	175	\$ 1,908.96
5 Field Visitors.....		140	150	160	1,527.12
4 Sr. Student Visitors.....		120	120	120	
7 Student Visitors.....		100	100	100	
1 Clerk, Grade I.....		100	105	110	
1 Typist-Clerk, Grade I.....		100	105	110	
4 Student Visitors, as needed, per day .....		3.50	3.50	3.50	
4 Clerks, Grade I, as needed, per day .....		4.00	4.00	4.00	
4 Typist-Clerks, Grade I, as needed, per day.....		3.50	3.50	3.50	
28 Student Visitors (A.R.W.), per day .....		3.20	3.20	3.20	2,923.20

**CHARITIES, HOSPITALS AND CORRECTIONS**

**DEPARTMENT OF CHARITIES—EXCLUSIVE OF INSTITUTIONS—Continued**

Classification	EXPENDITURES			Requested Fiscal Year 1934-35	Allowed Fiscal Year 1934-35
	Actual Prior Year 1932-33	Actual Current Year To 3-1-1934	Estimated Current Year 1933-34		
<b>SALARIES AND WAGES—Continued</b>					
Title of Position					
Division of County Unemployment Relief—Continued					
Unemployment Relief Districts—Continued					
Santa Monica Unemployment—Continued					
25 Clerks (A.R.W.), per day.....		\$ 3.20	\$ 3.20	\$ 3.20	\$ 2,610.00
8 Typist-Clerks (A.R.W.), per day		3.20	3.20	3.20	835.20
11 Stenographers (A.R.W.), per day .....		3.20	3.20	3.20	1,148.40
<b>Total Santa Monica Unemployment</b>					<b>\$ 10,952.88</b>
Torrance Unemployment					
1 Unemployment District Manager		175	175	175	\$ 1,908.96
2 Field Visitors.....		140	150	160	1,527.12
1 Student Visitor.....		100	100	100	
2 Clerks, Grade I.....		100	105	110	
3 Student Visitors, as needed, per day .....		3.50	3.50	3.50	
2 Typist-Clerks, Grade I, as need- ed, per day.....		3.50	3.50	3.50	
12 Student Visitors (A.R.W.), per day .....		3.20	3.20	3.20	835.20
5 Clerks (A.R.W.), per day.....		3.20	3.20	3.20	835.20
7 Typist-Clerks (A.R.W.), per day		3.20	3.20	3.20	835.20
<b>Total Torrance Unemployment.....</b>					<b>\$ 5,941.68</b>
Vermont Unemployment					
1 Unemployment Manager.....		175	175	175	\$ 1,908.96
1 Employment Worker.....		140	150	160	1,527.12
5 Field Visitors.....		140	150	160	
2 Sr. Student Visitors.....		120	120	120	
16 Student Visitors.....		100	100	100	
1 Clerk, Grade III.....		130	135	140	
1 Clerk, Grade II.....		115	120	125	
3 Clerks, Grade I.....		100	105	110	
1 Typist-Clerk, Grade II.....		115	120	125	
1 Typist-Clerk, Grade I.....		100	105	110	
2 Stenographers, Grade I.....		115	120	125	
6 Field Visitors, as needed, per day .....		4.50	4.50	4.50	
7 Student Visitors, as needed, per day .....		3.50	3.50	3.50	
18 Clerks, Grade I, as needed, per day .....		4.00	4.00	4.00	
9 Typist-Clerks, Grade I, as need- ed, per day.....		3.50	3.50	3.50	
8 Stenographers, Grade I, as need- ed, per day.....		4.00	4.00	4.00	
1 Utility Worker, as needed, per day .....		4.00	4.00	4.00	
69 Student Visitors (A.R.W.), per day .....		3.20	3.20	3.20	3,767.12
24 Clerks (A.R.W.), per day.....		3.20	3.20	3.20	2,505.60

**LOS ANGELES COUNTY BUDGET—1934-35**

**DEPARTMENT OF CHARITIES—EXCLUSIVE OF INSTITUTIONS—Continued**

Classification	EXPENDITURES			Requested Fiscal Year 1934-35	Allowed Fiscal Year 1934-35
	Actual Prior Year 1932-33	Actual Current Year To 3-1-1934	Estimated Current Year 1933-34		
<b>SALARIES AND WAGES—Continued</b>					
<b>Title of Position</b>					
<b>Division of County Unemployment Relief—Continued</b>					
<b>Unemployment Relief Districts—Continued</b>					
<b>Vermont Unemployment—Continued</b>					
24 Typist-Clerks (A.R.W.), per day				\$	2,505.60
9 Stenographers (A.R.W.), per day					835.20
<b>Total Vermont Unemployment.....</b>				<b>\$</b>	<b>13,049.60</b>
<b>Vernon Unemployment</b>					
1 Unemployment District Manager	175	175	175	\$	1,908.96
1 Field Visitor.....	140	150	155		1,527.12
3 Sr. Student Visitors.....	120	120	120		
25 Student Visitors.....	100	100	100		
1 Clerk, Grade II.....	115	120	125		
3 Clerks, Grade I.....	100	105	110		
1 Typist-Clerk, Grade II.....	115	120	125		
2 Typist-Clerks, Grade I.....	100	105	110		
1 Stenographer, Grade I.....	115	120	125		
14 Field Visitors, as needed, per day	4.50	4.50	4.50		
22 Student Visitors, as needed, per day	3.50	3.50	3.50		
18 Clerks, Grade I, as needed, per day	4.00	4.00	4.00		
2 Typist-Clerks, Grade I, as needed, per day.....	3.50	3.50	3.50		
10 Stenographers, Grade I, as needed, per day.....	4.00	4.00	4.00		
71 Student Visitors (A.R.W.), per day	3.20	3.20	3.20		3,706.20
72 Clerks (A.R.W.), per day.....	3.20	3.20	3.20		3,758.40
25 Typist-Clerks (A.R.W.), per day	3.20	3.20	3.20		2,610.00
16 Stenographers (A.R.W.), per day	3.20	3.20	3.20		1,670.40
<b>Total Vernon Unemployment.....</b>				<b>\$</b>	<b>15,181.08</b>
<b>Whittier Unemployment</b>					
1 Unemployment District Manager	175	175	175	\$	1,908.96
1 Field Visitor.....	140	150	160		1,527.12
4 Sr. Student Visitors.....	120	120	120		
5 Student Visitors.....	100	100	100		
1 Clerk, Grade I.....	100	105	110		
2 Typist-Clerks, Grade I.....	100	105	110		
1 Field Visitor, as needed, per day	4.50	4.50	4.50		
1 Student Visitor, as needed, per day	3.50	3.50	3.50		
5 Clerks, Grade I, as needed, per day	4.00	4.00	4.00		
1 Stenographer, Grade I, as needed, per day.....	4.00	4.00	4.00		

**CHARITIES, HOSPITALS AND CORRECTIONS**

**DEPARTMENT OF CHARITIES—EXCLUSIVE OF INSTITUTIONS—Continued**

Classification	EXPENDITURES				
	Actual Prior Year 1932-33	Actual Current Year To 3-1-1934	Estimated Current Year 1933-34	Requested Fiscal Year 1934-35	Allowed Fiscal Year 1934-35
<b>SALARIES AND WAGES—Continued</b>					
Title of Position					
Division of County Unemployment Relief—Continued					
Unemployment Relief Districts—Continued					
Whittier Unemployment—Continued					
19 Student Visitors (A.R.W.), per day					\$ 1,983.60
11 Clerks (A.R.W.), per day					1,148.40
4 Typist-Clerks (A.R.W.), per day					835.20
3 Stenographers (A.R.W.), per day					626.40
<b>Total Whittier Unemployment</b>					<b>\$ 8,029.68</b>
<b>Total Division of County Unemployment Relief</b>					<b>\$ 256,861.00</b>
Division of Complaints and Investigations					
1 Asst. Superintendent of Charities, Chief of Division	350	350	350		\$ 3,607.80
1 Stenographer, Grade I	115	120	125		1,254.48
1 Clerk (A.R.W.), per day	3.20	3.20	3.20		835.20
<b>Total</b>					<b>\$ 5,697.48</b>
Investigations and Complaints					
20 Welfare Investigators	175	175	175		\$ 5,011.20
1 Reception Clerk	120	120	120		707.72
1 Investigator, as needed, per day	3.50	3.50	3.50		
1 Stenographer, Grade I, as needed, per day	4.00	4.00	4.00		
27 Clerks (A.R.W.), per day	3.20	3.20	3.20		835.20
7 Stenographers (A.R.W.), per day	3.20	3.20	3.20		835.20
1 Typist-Clerk (A.R.W.), per day	3.20	3.20	3.20		835.20
<b>Total Investigations and Complaints</b>					<b>\$ 8,224.52</b>
<b>Total Complaints and Investigations Division</b>					<b>\$ 13,922.00</b>
Division of County Welfare Relief					
1 Asst. Supt. of Charities, Chief of Division	350	375	400		\$ 3,607.80
2 Supervising Directors	225	225	225		2,454.36
1 Asst. Supt. of Charities	200	200	200		2,181.60
2 District Inspectors	180	190	200		3,926.88
1 Public Welfare Research Worker	180	190	200		1,963.44
1 Office Deputy (Female)	175	175	175		
1 Case Inspector	175	175	175		1,908.96
1 Stenographic Secretary, Gr. II.	150	155	160		1,636.20
1 Occupational Aid	140	145	150		1,527.12
2 Field Visitors	140	150	160		1,527.12
1 Student Visitor	100	100	100		1,090.80
1 Reception Clerk	115	120	125		1,254.48
1 Clerk, Grade III	130	135	140		1,418.04

**LOS ANGELES COUNTY BUDGET—1934-35**

**DEPARTMENT OF CHARITIES—EXCLUSIVE OF INSTITUTIONS—Continued**

Classification	EXPENDITURES				
	Actual Prior Year 1932-33	Actual Current Year To 3-1-1934	Estimated Current Year 1933-34	Requested Fiscal Year 1934-35	Allowed Fiscal Year 1934-35
<b>SALARIES AND WAGES—Continued</b>					
<b>Title of Position</b>	<b>Rate of Pay</b>				
<b>Division of County Welfare Relief—Continued</b>	<b>A</b>	<b>B</b>	<b>C</b>		
1 Clerk, Grade II.....	\$ 115	\$ 120	\$ 125		\$ 1,254.48
1 Clerk, Grade I.....	100	105	110		1,090.80
2 Stenographers, Grade I.....	115	120	125		1,254.48
7 Directors, as needed.....	175	175	175		
1 Student Visitor, as needed, per day .....	3.50	3.50	3.50		
1 Typist-Clerk, Grade I, as need- ed, per day.....	3.50	3.50	3.50		
1 Stenographer, Grade I, as need- ed, per day.....	4.00	4.00	4.00		
20 Student Visitors (A.R.W.), per day .....	3.20	3.20	3.20		8,352.00
10 Clerks (A.R.W.), per day.....	3.20	3.20	3.20		4,176.00
10 Typist-Clerks (A.R.W.), per day	3.20	3.20	3.20		4,176.00
10 Stenographers (A.R.W.), per day .....	3.20	3.20	3.20		4,176.00
<b>Total .....</b>					<b>\$ 48,976.56</b>
<b>Adams Welfare</b>					
1 District Director.....	175	175	175		\$ 1,908.96
5 Field Visitors.....	140	150	160		3,054.24
2 Sr. Student Visitors.....	120	120	120		1,308.96
7 Student Visitors.....	100	100	100		2,181.60
1 Clerk, Grade III.....	130	135	140		1,418.04
1 Clerk, Grade II.....	115	120	125		1,254.48
2 Clerks, Grade I.....	100	105	110		1,090.80
1 Typist-Clerk, Grade I.....	100	105	110		1,090.80
6 Stenographers, Grade I.....	115	120	125		1,881.72
2 Student Visitors, as needed, per day .....	3.50	3.50	3.50		913.50
1 Stenographer, Grade I, as need- ed, per day.....	4.00	4.00	4.00		1,044.00
5 Clerks (A.R.W.), per day.....	3.20	3.20	3.20		2,505.60
4 Typist-Clerks (A.R.W.), per day	3.20	3.20	3.20		1,670.40
5 Stenographers (A.R.W.), per day .....	3.20	3.20	3.20		1,670.40
<b>Total .....</b>					<b>\$ 22,993.50</b>
<b>Alhambra Welfare</b>					
1 District Director, four-fifths time .....	160	160	160		\$ 1,745.28
4 Field Visitors.....	140	150	160		3,054.24
1 Sr. Student Visitor.....	120	120	120		1,308.96
4 Student Visitors.....	100	100	100		2,181.60
1 Clerk, Grade III.....	130	135	140		1,418.04
1 Typist-Clerk, Grade I.....	100	105	110		1,090.80
1 Stenographer, Grade I.....	115	120	125		1,254.48

**CHARITIES, HOSPITALS AND CORRECTIONS**

**DEPARTMENT OF CHARITIES—EXCLUSIVE OF INSTITUTIONS—Continued**

Classification	EXPENDITURES					
	Actual Prior Year 1932-33	Actual Current Year To 3-1-1934	Estimated Current Year 1933-34	Requested Fiscal Year 1934-35	Allowed Fiscal Year 1934-35	
<b>SALARIES AND WAGES—Continued</b>						
Title of Position			Rate of Pay			
Division of County Welfare Relief—Continued			A B C			
<b>Alhambra Welfare—Continued</b>						
1 Student Visitor, as needed, per day .....			\$ 3.50	\$ 3.50	\$ 3.50	\$ 913.50
1 Typist-Clerk, Grade I, as needed, per day.....			3.50	3.50	3.50	913.50
4 Student Visitors (A.R.W.), per day .....			3.20	3.20	3.20	835.20
4 Clerks (A.R.W.), per day.....			3.20	3.20	3.20	835.20
4 Typist-Clerks (A.R.W.), per day .....			3.20	3.20	3.20	835.20
3 Stenographers (A.R.W.), per day .....			3.20	3.20	3.20	835.20
<b>Total .....</b>						<b>\$ 17,221.20</b>
<b>Belvedere Welfare</b>						
1 District Director.....			175	175	175	\$ 1,908.96
2 Field Visitors.....			140	150	160	1,527.12
1 Sr. Student Visitor.....			120	120	120	1,308.96
6 Student Visitors.....			100	100	100	4,363.20
2 Clerks, Grade III.....			130	135	140	1,418.04
2 Typist-Clerks, Grade I.....			100	105	110	1,090.80
3 Stenographers, Grade I.....			115	120	125	1,254.48
1 Typist-Clerk, Grade I, as needed, per day.....			3.50	3.50	3.50	913.50
1 Stenographer, Grade I, as needed, per day.....			4.00	4.00	4.00	1,044.00
3 Student Visitors (A.R.W.), per day .....			3.20	3.20	3.20	2,505.60
7 Clerks (A.R.W.), per day.....			3.20	3.20	3.20	5,846.40
3 Stenographers (A.R.W.), per day .....			3.20	3.20	3.20	2,505.60
<b>Total Belvedere Welfare.....</b>						<b>\$ 25,686.66</b>
<b>Boyle Welfare</b>						
1 District Director.....			175	175	175	\$ 1,908.96
5 Field Visitors.....			140	150	160	4,581.36
2 Sr. Student Visitors.....			120	120	120	1,308.96
3 Student Visitors.....			100	100	100	1,090.80
1 Clerk, Grade III.....			130	135	140	1,418.04
1 Clerk, Grade I.....			100	105	110	1,090.80
1 Typist-Clerk, Grade II.....			115	120	125	1,254.48
1 Typist-Clerk, Grade I.....			100	105	110	1,090.80
2 Stenographers, Grade I.....			115	120	125	1,309.08
1 Student Visitor, as needed, per day .....			3.50	3.50	3.50	913.50
2 Stenographers, Grade I, as needed, per day.....			4.00	4.00	4.00	1,044.00
5 Clerks (A.R.W.), per day.....			3.20	3.20	3.20	835.20
5 Typist-Clerks (A.R.W.), per day .....			3.20	3.20	3.20	1,670.40
<b>Total Boyle Welfare.....</b>						<b>\$ 19,516.38</b>

**LOS ANGELES COUNTY BUDGET—1934-35**

**DEPARTMENT OF CHARITIES—EXCLUSIVE OF INSTITUTIONS—Continued**

Classification	EXPENDITURES					
	Actual Prior Year 1932-33	Actual Current Year To 3-1-1934	Estimated Current Year 1933-34	Requested Fiscal Year 1934-35	Allowed Fiscal Year 1934-35	
<b>SALARIES AND WAGES—Continued</b>						
<b>Title of Position</b>			<b>Rate of Pay</b>			
			<b>A</b>	<b>B</b>	<b>C</b>	
<b>Division of County Welfare Relief—Continued</b>						
<b>Central Welfare</b>						
1 District Director.....		\$ 175	\$ 175	\$ 175	\$ 1,908.96	
4 Field Visitors.....		140	150	160	3,054.24	
1 Sr. Student Visitor.....		120	120	120	1,308.96	
2 Student Visitors.....		100	100	100	1,090.80	
1 Clerk, Grade II.....		115	120	125	1,254.48	
1 Typist-Clerk, Grade I.....		100	105	110	1,090.80	
2 Stenographers, Grade I.....		115	120	125	1,254.48	
1 Student Visitor, as needed, per day.....		3.50	3.50	3.50	913.50	
1 Stenographer, Grade I, as need- ed, per day.....		4.00	4.00	4.00	1,044.00	
7 Clerks (A.R.W.), per day.....		3.20	3.20	3.20	2,505.60	
3 Typist-Clerks (A.R.W.), per day.....		3.20	3.20	3.20	835.20	
2 Stenographers (A.R.W.), per day.....		3.20	3.20	3.20	835.20	
<b>Total Central Welfare.....</b>					<b>\$ 17,096.22</b>	
<b>East Compton Welfare</b>						
1 District Director.....		175	175	175	\$ 1,908.96	
4 Field Visitors.....		140	150	160	3,054.24	
1 Sr. Student Visitor.....		120	120	120	1,308.96	
3 Student Visitors.....		100	100	100	2,181.60	
1 Clerk, Grade II.....		115	120	125	1,254.48	
1 Clerk, Grade I.....		100	105	110	1,090.80	
1 Typist-Clerk, Grade I.....		100	105	110	1,090.80	
3 Stenographers, Grade I.....		115	120	125	1,254.48	
4 Student Visitors (A.R.W.), per day.....		3.20	3.20	3.20	835.20	
2 Clerks (A.R.W.), per day.....		3.20	3.20	3.20	835.20	
4 Typist-Clerks (A.R.W.), per day.....		3.20	3.20	3.20	835.20	
3 Stenographers (A.R.W.), per day.....		3.20	3.20	3.20	835.20	
<b>Total East Compton Welfare.....</b>					<b>\$ 16,485.12</b>	
<b>West Compton Welfare</b>						
1 District Director.....		175	175	175	\$ 1,908.96	
4 Field Visitors.....		140	150	160	3,054.24	
1 Sr. Student Visitor.....		120	120	120	1,308.96	
4 Student Visitors.....		100	100	100	2,181.60	
1 Clerk, Grade III.....		130	135	140	1,418.04	
1 Typist-Clerk, Grade I.....		100	105	110	1,090.80	
1 Stenographer, Grade I.....		115	120	125	1,254.48	
1 Student Visitor, as needed, per day.....		3.50	3.50	3.50	913.50	
1 Utility Worker, as needed, per day.....		1.60	1.60	1.60	417.60	

**CHARITIES, HOSPITALS AND CORRECTIONS**

**DEPARTMENT OF CHARITIES—EXCLUSIVE OF INSTITUTIONS—Continued**

Classification	EXPENDITURES				
	Actual Prior Year 1932-33	Actual Current Year To 3-1-1934	Estimated Current Year 1933-34	Requested Fiscal Year 1934-35	Allowed Fiscal Year 1934-35
<b>SALARIES AND WAGES—Continued</b>					
<b>Title of Position</b>					
<b>Division of County Welfare Relief—Continued</b>					
<b>West Compton Welfare—Continued</b>					
	<b>A</b>	<b>B</b>	<b>C</b>		
2 Student Visitors (A.R.W.), per day .....	\$ 3.20	\$ 3.20	\$ 3.20		\$ 835.20
5 Clerks (A.R.W.), per day.....	3.20	3.20	3.20		835.20
2 Typist-Clerks (A.R.W.), per day .....	3.20	3.20	3.20		835.20
3 Stenographers (A.R.W.), per day .....	3.20	3.20	3.20		835.20
<b>Total West Compton Welfare.....</b>					<b>\$ 16,888.98</b>
<b>Elysian Welfare</b>					
1 District Director.....	175	175	175		\$ 1,908.96
1 Employment Worker.....	140	150	160		1,527.12
3 Field Visitors.....	140	150	160		1,527.12
2 Sr. Student Visitors.....	120	120	120		1,308.96
2 Student Visitors.....	100	105	110		1,090.80
1 Clerk, Grade III.....	130	135	140		1,418.04
1 Clerk, Grade I.....	100	105	110		1,090.80
1 Typist-Clerk, Grade I.....	100	105	110		1,090.80
3 Stenographers, Grade I.....	115	120	125		2,508.96
3 Student Visitors, as needed, per day .....	3.50	3.50	3.50		913.50
1 Typist-Clerk, Grade I, as needed, per day.....	3.50	3.50	3.50		913.50
1 Telephone Operator, as needed, per day.....	3.50	3.50	3.50		913.50
3 Student Visitors (A.R.W.), per day .....	3.20	3.20	3.20		835.20
4 Clerks (A.R.W.), per day.....	3.20	3.20	3.20		835.20
2 Typist-Clerks (A.R.W.), per day .....	3.20	3.20	3.20		835.20
1 Stenographer (A.R.W.), per day .....	3.20	3.20	3.20		835.20
<b>Total Elysian Welfare.....</b>					<b>\$ 19,552.86</b>
<b>Glendale Welfare</b>					
1 District Director, four-fifths time .....	160	160	160		\$ 1,745.28
4 Field Visitors .....	140	150	160		3,054.24
2 Sr. Student Visitors.....	120	120	120		1,308.96
5 Student Visitors.....	100	100	100		3,272.40
1 Clerk, Grade III.....	130	135	140		1,418.04
1 Clerk, Grade I.....	100	105	110		1,090.80
1 Typist-Clerk, Grade II.....	115	120	125		1,254.48
1 Typist-Clerk, Grade I.....	100	105	110		1,090.80
3 Stenographers, Grade I.....	115	120	125		2,508.96
1 Utility Worker, as needed, per day .....	3.75	3.75	3.75		
7 Student Visitors (A.R.W.), per day .....	3.20	3.20	3.20		835.20
5 Clerks (A.R.W.), per day.....	3.20	3.20	3.20		835.20
3 Typist-Clerks (A.R.W.), per day .....	3.20	3.20	3.20		835.20

**LOS ANGELES COUNTY BUDGET—1934-35**

**DEPARTMENT OF CHARITIES—EXCLUSIVE OF INSTITUTIONS—Continued**

Classification	EXPENDITURES				Allowed Fiscal Year 1934-35
	Actual Prior Year 1932-33	Actual Current Year To 3-1-1934	Estimated Current Year 1933-34	Requested Fiscal Year 1934-35	
<b>SALARIES AND WAGES—Continued</b>					
<b>Title of Position</b>					
<b>Division of County Welfare Relief—Continued</b>					
<b>Glendale Welfare—Continued</b>					
2 Stenographers (A.R.W.), per day .....					\$ 835.20
<b>Total Glendale Welfare.....</b>					<b>\$ 20,084.76</b>
<b>Harbor Welfare</b>					
1 District Director .....	175	175	175		\$ 1,908.96
1 Field Visitor.....	140	150	160		1,527.12
3 Student Visitors.....	100	100	100		2,181.60
2 Clerks, Grade II.....	115	120	125		1,254.48
1 Typist-Clerk, Grade II.....	115	120	125		1,254.48
2 Typist-Clerks, Grade I.....	100	105	110		1,090.80
4 Student Visitors, as needed, per day .....	3.50	3.50	3.50		913.50
3 Student Visitors (A.R.W.), per day .....	3.20	3.20	3.20		1,670.40
3 Clerks (A.R.W.), per day.....	3.20	3.20	3.20		835.20
3 Typist-Clerks (A.R.W.), per day	3.20	3.20	3.20		835.20
1 Stenographer (A.R.W.), per day	3.20	3.20	3.20		835.20
<b>Total Harbor Welfare.....</b>					<b>\$ 14,306.94</b>
<b>Hollywood Welfare</b>					
1 District Director.....	175	175	175		\$ 1,908.96
4 Field Visitors.....	140	150	160		3,054.24
2 Sr. Student Visitors.....	120	120	120		1,308.96
6 Student Visitors.....	100	100	100		3,272.40
1 Clerk, Grade III.....	130	135	140		1,418.04
1 Clerk, Grade I.....	100	105	110		1,090.80
1 Typist-Clerk, Grade II.....	115	120	125		1,254.48
1 Typist-Clerk, Grade I.....	100	105	110		1,090.80
4 Stenographers, Grade I.....	115	120	125		1,254.48
1 Clerk, Grade I, as needed, per day .....	4.00	4.00	4.00		1,044.00
1 Stenographer, Grade I, as needed, per day.....	4.00	4.00	4.00		1,044.00
3 Student Visitors (A.R.W.), per day .....	3.20	3.20	3.20		835.20
7 Clerks (A.R.W.), per day.....	3.20	3.20	3.20		4,176.00
3 Typist-Clerks (A.R.W.), per day	3.20	3.20	3.20		2,505.60
1 Stenographer (A.R.W.), per day	3.20	3.20	3.20		835.20
<b>Total Hollywood Welfare.....</b>					<b>\$ 26,093.16</b>
<b>Inglewood Welfare</b>					
1 District Director.....	175	175	175		\$ 1,908.96
2 Field Visitors.....	140	150	160		1,527.12
1 Sr. Student Visitor.....	120	120	120		1,308.96
1 Student Visitor.....	100	105	110		1,090.80
1 Clerk, Grade I.....	100	105	110		1,090.80
1 Typist-Clerk, Grade I.....	100	105	110		1,090.80

**CHARITIES, HOSPITALS AND CORRECTIONS**

**DEPARTMENT OF CHARITIES—EXCLUSIVE OF INSTITUTIONS—Continued**

Classification	EXPENDITURES				
	Actual Prior Year 1932-33	Actual Current Year To 3-1-1934	Estimated Current Year 1933-34	Requested Fiscal Year 1934-35	Allowed Fiscal Year 1934-35
<b>SALARIES AND WAGES—Continued</b>					
<b>Title of Position</b>	<b>Rate of Pay</b>				
<b>Division of County Welfare Relief—Continued</b>	<b>A</b>	<b>B</b>	<b>C</b>		
<b>Inglewood Welfare—Continued</b>					
1 Stenographer, Grade II.....	\$ 115	\$ 120	\$ 125	\$	1,254.48
1 Stenographer, Grade I, as need- ed, per day.....	4.00	4.00	4.00		
1 Typist-Clerk, Grade I, as needed, per day.....	3.50	3.50	3.50		913.50
1 Student Visitor (A.R.W.), per day .....	3.20	3.20	3.20		835.20
4 Clerks (A.R.W.), per day.....	3.20	3.20	3.20		2,505.60
3 Typist-Clerks (A.R.W.), per day	3.20	3.20	3.20		1,670.40
2 Stenographers (A.R.W.), per day .....	3.20	3.20	3.20		835.20
<b>Total Inglewood Welfare.....</b>				<b>\$</b>	<b>16,031.82</b>
<b>Inside No. I Welfare</b>					
1 District Director.....	175	175	175	\$	1,908.96
4 Field Visitors.....	140	150	160		3,054.24
3 Sr. Student Visitors.....	120	120	120		1,308.96
3 Student Visitors.....	100	100	100		2,181.60
1 Employment Worker.....	100	105	110		1,090.80
1 Clerk, Grade III.....	130	135	140		1,418.04
2 Typist-Clerks, Grade I.....	100	105	110		1,090.80
3 Stenographers, Grade I.....	115	120	125		1,254.48
1 Clerk, Grade I, as needed, per day .....	4.00	4.00	4.00		
1 Stenographer, Grade I, as need- ed, per day.....	4.00	4.00	4.00		1,044.00
1 Utility Worker, as needed, per day .....	1.60	1.60	1.60		417.60
8 Student Visitors (A.R.W.), per day .....	3.20	3.20	3.20		4,176.00
9 Clerks (A.R.W.), per day.....	3.20	3.20	3.20		5,011.20
5 Typist-Clerks (A.R.W.), per day	3.20	3.20	3.20		2,505.60
5 Stenographers (A.R.W.), per day .....	3.20	3.20	3.20		2,505.60
<b>Total Inside No. 1 Welfare.....</b>				<b>\$</b>	<b>28,967.88</b>
<b>Inside No. II Welfare</b>					
1 District Director.....	175	175	175	\$	1,908.96
7 Field Visitors.....	140	150	160		6,108.48
4 Sr. Student Visitors.....	120	120	120		2,617.92
7 Student Visitors.....	100	100	100		3,272.40
1 Clerk, Grade III.....	130	135	140		1,418.04
1 Clerk, Grade I.....	100	105	110		1,090.80
1 Typist-Clerk, Grade II.....	115	120	125		1,254.48
1 Typist-Clerk, Grade I.....	100	105	110		1,090.80
3 Stenographers, Grade I.....	115	120	125		1,254.48
3 Student Visitors, as needed, per day .....	3.50	3.50	3.50		

**LOS ANGELES COUNTY BUDGET—1934-35**

**DEPARTMENT OF CHARITIES—EXCLUSIVE OF INSTITUTIONS—Continued**

Classification	EXPENDITURES				
	Actual Prior Year 1932-33	Actual Current Year To 3-1-1934	Estimated Current Year 1933-34	Requested Fiscal Year 1934-35	Allowed Fiscal Year 1934-35
<b>SALARIES AND WAGES—Continued</b>					
<b>Title of Position</b>					
<b>Division of County Welfare Relief—Continued</b>					
<b>Inside No. II Welfare—Continued</b>					
	<b>A</b>	<b>Rate of Pay</b>		<b>C</b>	
		<b>B</b>			
1 Clerk, Grade I, as needed, per day .....	\$ 4.00	\$ 4.00		\$ 4.00	
1 Stenographer, Grade I, as needed, per day.....	4.00	4.00		4.00	\$ 1,044.00
2 Typist-Clerks, as needed, per day .....	3.50	3.50		3.50	913.50
5 Student Visitors (A.R.W.), per day .....	3.20	3.20		3.20	1,670.40
12 Clerks (A.R.W.), per day.....	3.20	3.20		3.20	6,681.60
8 Typist-Clerks (A.R.W.), per day .....	3.20	3.20		3.20	5,011.20
4 Stenographers (A.R.W.), per day .....	3.20	3.20		3.20	1,670.40
<b>Total Inside No. II Welfare.....</b>					<b>\$ 37,007.46</b>
<b>Lincoln Welfare</b>					
1 District Director.....	175	175		175	\$ 1,908.96
3 Field Visitors.....	140	150		160	1,527.12
3 Sr. Student Visitors.....	120	120		120	1,308.96
1 Student Visitor .....	100	100		100	1,090.80
1 Clerk, Grade II.....	115	120		125	1,254.48
2 Stenographers, Grade I.....	115	120		125	1,254.48
1 Student Visitor, as needed, per day .....	3.50	3.50		3.50	913.50
4 Student Visitors (A.R.W.), per day .....	3.20	3.20		3.20	2,505.60
4 Clerks (A.R.W.), per day.....	3.20	3.20		3.20	2,505.60
4 Typist-Clerks (A.R.W.), per day .....	3.20	3.20		3.20	1,670.40
4 Stenographers (A.R.W.), per day .....	3.20	3.20		3.20	1,670.40
<b>Total Lincoln Welfare.....</b>					<b>\$ 17,610.30</b>
<b>Long Beach Welfare</b>					
2 District Directors, four-fifths time .....	160	160		160	\$ 1,745.28
7 Field Visitors.....	140	150		160	4,581.36
2 Sr. Student Visitors .....	120	120		120	1,308.96
6 Student Visitors .....	100	100		100	3,272.40
2 Clerks, Grade II.....	115	120		125	1,254.48
4 Clerks, Grade I.....	100	105		110	2,181.60
4 Stenographers, Grade I.....	115	120		125	2,508.96
1 Student Visitor, as needed, per day .....	3.50	3.50		3.50	913.50
2 Typist-Clerks, Grade I, as needed, per day.....	3.50	3.50		3.50	913.50
1 Stenographer, Grade I, as needed, per day.....	4.00	4.00		4.00	1,044.00
1 Utility Worker, as needed, per day .....	3.50	3.50		3.50	913.50

**CHARITIES, HOSPITALS AND CORRECTIONS**

**DEPARTMENT OF CHARITIES—EXCLUSIVE OF INSTITUTIONS—Continued**

Classification	EXPENDITURES				
	Actual Prior Year 1932-33	Actual Current Year To 3-1-1934	Estimated Current Year 1933-34	Requested Fiscal Year 1934-35	Allowed Fiscal Year 1934-35
<b>SALARIES AND WAGES—Continued</b>					
<b>Title of Position</b>			<b>Rate of Pay</b>		
<b>Division of County Welfare Relief—Continued</b>	<b>A</b>	<b>B</b>	<b>C</b>		
<b>Long Beach Welfare—Continued</b>					
4 Student Visitors (A.R.W.), per day .....	\$ 3.20	\$ 3.20	\$ 3.20	\$	835.20
3 Clerks (A.R.W.), per day.....	3.20	3.20	3.20		2,505.60
3 Typist-Clerks (A.R.W.), per day .....	3.20	3.20	3.20		2,505.60
4 Stenographers (A.R.W.), per day .....	3.20	3.20	3.20		3,340.80
<b>Total Long Beach Welfare.....</b>				<b>\$</b>	<b>29,824.74</b>
<b>Park Welfare</b>					
1 Field Visitor.....	140	150	160	\$	763.56
1 Clerk, Grade I.....	100	105	110		545.40
1 Student Visitor (A.R.W.), per day .....	3.20	3.20	3.20		417.60
1 Clerk (A.R.W.), per day.....	3.20	3.20	3.20		417.60
1 Typist-Clerk (A.R.W.), per day .....	3.20	3.20	3.20		417.60
1 Stenographer (A.R.W.), per day .....	3.20	3.20	3.20		417.60
<b>Total Park Welfare .....</b>				<b>\$</b>	<b>2,979.36</b>
<b>Pasadena Welfare</b>					
1 District Director, four-fifths time .....	160	160	160	\$	1,745.28
4 Field Visitors.....	140	150	160		3,054.24
1 Sr. Student Visitor.....	120	120	120		1,308.96
4 Student Visitors .....	100	100	100		1,090.80
2 Clerks, Grade III .....	130	135	140		1,418.04
1 Clerk, Grade I.....	100	105	110		1,090.80
1 Typist-Clerk, Grade II.....	115	120	125		1,254.48
2 Typist-Clerks, Grade I.....	100	105	110		1,090.80
3 Stenographers, Grade I.....	115	120	125		1,254.48
1 Stenographer, Grade I, as needed, per day.....	4.00	4.00	4.00		1,044.00
3 Student Visitors (A.R.W.), per day .....	3.20	3.20	3.20		1,670.40
2 Clerks (A.R.W.), per day.....	3.20	3.20	3.20		1,670.40
2 Typist-Clerks (A.R.W.), per day .....	3.20	3.20	3.20		1,670.40
2 Stenographers (A.R.W.), per day .....	3.20	3.20	3.20		1,670.40
<b>Total Pasadena Welfare .....</b>				<b>\$</b>	<b>21,033.48</b>
<b>Pico Welfare</b>					
1 District Director.....	175	175	175	\$	1,908.96
2 Field Visitors.....	140	150	160		1,527.12
3 Student Visitors .....	100	105	110		1,090.80
1 Clerk, Grade III.....	130	135	140		1,418.04
1 Stenographer, Grade I.....	115	120	125		1,254.48
2 Student Visitors, as needed, per day .....	3.50	3.50	3.50		913.50

**LOS ANGELES COUNTY BUDGET—1934-35**

**DEPARTMENT OF CHARITIES—EXCLUSIVE OF INSTITUTIONS—Continued**

Classification	EXPENDITURES				
	Actual Prior Year 1932-33	Actual Current Year To 3-1-1934	Estimated Current Year 1933-34	Requested Fiscal Year 1934-35	Allowed Fiscal Year 1934-35
<b>SALARIES AND WAGES—Continued</b>					
<b>Title of Position</b>					
<b>Division of County Welfare Relief—Continued</b>					
<b>Pico Welfare—Continued</b>					
		<b>A</b>	<b>Rate of Pay B</b>	<b>C</b>	
1 Stenographer, Grade I, as needed, per day.....		\$ 4.00	\$ 4.00	\$ 4.00	\$ 1,044.00
2 Student Visitors (A.R.W.), per day .....		3.20	3.20	3.20	835.20
4 Clerks (A.R.W.), per day.....		3.20	3.20	3.20	2,505.60
4 Typist-Clerks (A.R.W.), per day		3.20	3.20	3.20	2,505.60
2 Stenographers (A.R.W.), per day .....		3.20	3.20	3.20	835.20
<b>Total Pico Welfare.....</b>					<b>\$ 15,838.50</b>
<b>Pomona Welfare</b>					
1 Field Visitor .....	140	150	160		\$ 1,527.12
2 Sr. Student Visitors.....	120	120	120		1,308.96
1 Clerk, Grade II.....	115	120	125		1,254.48
2 Stenographers, Grade I.....	115	120	125		1,254.48
1 Student Visitor, as needed, per day .....		3.50	3.50	3.50	913.50
1 Stenographer, Grade I, as needed, per day.....		4.00	4.00	4.00	1,044.00
2 Student Visitors (A.R.W.), per day .....		3.20	3.20	3.20	835.20
2 Clerks (A.R.W.), per day.....		3.20	3.20	3.20	1,670.40
2 Typist-Clerks (A.R.W.), per day		3.20	3.20	3.20	835.20
2 Stenographers (A.R.W.), per day .....		3.20	3.20	3.20	1,670.40
<b>Total Pomona Welfare.....</b>					<b>\$ 12,313.74</b>
<b>San Fernando Welfare</b>					
1 District Director .....	175	175	175		\$ 1,908.96
4 Field Visitors.....	140	150	160		3,054.24
1 Sr. Student Visitor.....	120	120	120		1,308.96
2 Student Visitors .....	100	100	100		1,090.80
1 Clerk, Grade I.....	100	105	110		1,090.80
1 Typist-Clerk, Grade II.....	115	120	125		1,254.48
1 Typist-Clerk, Grade I.....	100	105	110		1,090.80
2 Stenographers, Grade I.....	115	120	125		1,254.48
1 Field Visitor, as needed, per day		4.50	4.50	4.50	1,174.50
1 Student Visitor, as needed, per day .....		3.50	3.50	3.50	913.50
1 Stenographer, Grade I, as needed, per day.....		4.00	4.00	4.00	
3 Student Visitors (A.R.W.), per day .....		3.20	3.20	3.20	835.20
2 Clerks (A.R.W.), per day.....		3.20	3.20	3.20	835.20
2 Typist-Clerks (A.R.W.), per day		3.20	3.20	3.20	835.20
3 Stenographers (A.R.W.), per day .....		3.20	3.20	3.20	835.20
<b>Total San Fernando Welfare.....</b>					<b>\$ 17,482.32</b>

**CHARITIES, HOSPITALS AND CORRECTIONS**

**DEPARTMENT OF CHARITIES—EXCLUSIVE OF INSTITUTIONS—Continued**

Classification	EXPENDITURES				
	Actual Prior Year 1932-33	Actual Current Year To 3-1-1934	Estimated Current Year 1933-34	Requested Fiscal Year 1934-35	Allowed Fiscal Year 1934-35
<b>SALARIES AND WAGES—Continued</b>					
<b>Title of Position</b>	<b>Rate of Pay</b>				
<b>Division of County Welfare Relief—Continued</b>	<b>A</b>	<b>B</b>	<b>C</b>		
<b>Santa Monica Welfare</b>					
1 District Director, four-fifths time .....	\$ 160	\$ 160	\$ 160		\$ 1,745.28
4 Field Visitors.....	140	150	160		3,054.24
1 Sr. Student Visitor.....	120	120	120		1,308.96
2 Student Visitors .....	100	100	100		1,090.80
1 Clerk, Grade III.....	130	135	140		1,418.04
1 Typist-Clerk, Grade II.....	115	120	125		1,254.48
1 Typist-Clerk, Grade I.....	100	105	110		1,090.80
1 Stenographer, Grade I.....	115	120	125		1,254.48
1 Field Visitor, as needed, per day	4.50	4.50	4.50		
2 Stenographers, Grade I, as needed, per day.....	4.00	4.00	4.00		
1 Utility Worker, as needed, per day .....	3.50	3.50	3.50		
2 Student Visitors (A.R.W.), per day .....	3.20	3.20	3.20		835.20
4 Clerks (A.R.W.), per day.....	3.20	3.20	3.20		1,670.40
2 Typist-Clerks (A.R.W.), per day	3.20	3.20	3.20		
2 Stenographers (A.R.W.), per day .....	3.20	3.20	3.20		
<b>Total Santa Monica Welfare.....</b>					<b>\$ 14,722.68</b>
<b>Torrance Welfare</b>					
2 Field Visitors.....	140	150	160		\$ 1,527.12
1 Student Visitor .....	100	100	100		1,090.80
1 Clerk, Grade III.....	130	135	140		1,418.04
1 Stenographer, Grade I, as needed, per day .....	4.00	4.00	4.00		1,044.00
2 Student Visitors (A.R.W.), per day .....	3.20	3.20	3.20		835.20
3 Clerks (A.R.W.), per day.....	3.20	3.20	3.20		835.20
2 Typist-Clerks (A.R.W.), per day	3.20	3.20	3.20		835.20
1 Stenographer (A.R.W.), per day	3.20	3.20	3.20		835.20
<b>Total Torrance Welfare.....</b>					<b>\$ 8,420.76</b>
<b>Vermont Welfare</b>					
1 District Director.....	175	175	175		\$ 1,908.96
7 Field Visitors.....	140	150	160		3,054.24
4 Sr. Student Visitors.....	120	120	120		2,617.92
6 Student Visitors .....	100	100	100		2,272.40
1 Clerk, Grade III .....	130	135	140		1,418.04
3 Clerks, Grade II .....	115	120	125		1,254.48
2 Typist-Clerks, Grade I.....	100	105	110		1,090.80
2 Field Visitors, as needed, per day .....	4.50	4.50	4.50		261.00
4 Student Visitors, as needed, per day .....	3.50	3.50	3.50		1,827.00

**LOS ANGELES COUNTY BUDGET—1934-35**

**DEPARTMENT OF CHARITIES—EXCLUSIVE OF INSTITUTIONS—Continued**

Classification	EXPENDITURES				
	Actual Prior Year 1932-33	Actual Current Year To 3-1-1934	Estimated Current Year 1933-34	Requested Fiscal Year 1934-35	Allowed Fiscal Year 1934-35
<b>SALARIES AND WAGES—Continued</b>					
<b>Title of Position</b>	<b>Rate of Pay</b>				
<b>Division of County Welfare Relief—Continued</b>	<b>A</b>	<b>B</b>	<b>C</b>		
<b>Vermont Welfare—Continued</b>					
2 Typist-Clerks, Grade I, as needed, per day.....	\$ 3.50	\$ 3.50	\$ 3.50		\$ 913.50
2 Stenographers, Grade I, as needed, per day.....	4.00	4.00	4.00		1,044.00
4 Student Visitors (A.R.W.), per day .....	3.20	3.20	3.20		1,670.40
4 Clerks (A.R.W.), per day.....	3.20	3.20	3.20		1,670.40
4 Typist-Clerks (A.R.W.), per day	3.20	3.20	3.20		1,670.40
3 Stenographers (A.R.W.), per day .....	3.20	3.20	3.20		835.20
<b>Total Vermont Welfare.....</b>					<b>\$ 23,508.74</b>
<b>Vernon Welfare</b>					
1 District Director.....	175	175	175		\$ 1,908.96
1 Employment Worker .....	140	150	160		
10 Field Visitors .....	140	150	160		6,331.87
2 Sr. Student Visitors.....	120	120	120		1,308.96
6 Student Visitors .....	100	100	100		3,272.40
1 Clerk, Grade I.....	100	105	110		1,090.80
2 Typist-Clerks, Grade I.....	100	105	110		1,090.80
5 Stenographers, Grade I.....	115	120	125		2,508.96
1 Field Visitor, as needed, per day	4.50	4.50	4.50		1,174.50
4 Student Visitors, as needed, per day .....	3.50	3.50	3.50		913.50
2 Clerks, Grade I, as needed, per day .....	4.00	4.00	4.00		1,044.00
2 Clerks, Grade I, as needed, per day .....	3.50	3.50	3.50		913.50
2 Stenographers, Grade I, as needed, per day.....	4.00	4.00	4.00		1,044.00
4 Student Visitors (A.R.W.), per day .....	3.20	3.20	3.20		1,670.40
4 Clerks (A.R.W.), per day.....	3.20	3.20	3.20		1,670.40
4 Typist-Clerks (A.R.W.), per day	3.20	3.20	3.20		1,670.40
4 Stenographers (A.R.W.), per day .....	3.20	3.20	3.20		1,670.40
<b>Total Vernon Welfare.....</b>					<b>\$ 29,283.85</b>
<b>Whittier Welfare</b>					
1 District Director, four-fifths time .....	160	160	160		\$ 1,745.28
1 Field Visitor.....	140	150	160		1,527.12
1 Field Visitor, three-fourths time	105	112.50	120		1,145.40
2 Sr. Student Visitors.....	120	120	120		1,308.96
1 Student Visitor .....	100	100	100		1,090.80
1 Clerk, Grade III.....	130	135	140		1,418.04
1 Typist-Clerk, Grade II.....	115	120	125		1,254.48
1 Typist-Clerk, Grade I.....	100	105	110		1,090.80

**CHARITIES, HOSPITALS AND CORRECTIONS**

**DEPARTMENT OF CHARITIES—EXCLUSIVE OF INSTITUTIONS—Continued**

Classification	EXPENDITURES				
	Actual Prior Year 1932-33	Actual Current Year To 3-1-1934	Estimated Current Year 1933-34	Requested Fiscal Year 1934-35	Allowed Fiscal Year 1934-35
<b>SALARIES AND WAGES—Continued</b>					
Title of Position	Rate of Pay				
Division of County Welfare Relief—Continued	A	B	C		
Whittier Welfare—Continued					
1 Stenographer, Grade I.....	\$ 115	\$ 120	\$ 125		\$ 1,254.48
1 Student Visitor, as needed, per day .....	3.50	3.50	3.50		913.50
1 Stenographer, Grade I, as needed, per day.....	4.00	4.00	4.00		
6 Student Visitors (A.R.W.), per day .....	3.20	3.20	3.20		3,340.80
6 Clerks (A.R.W.), per day.....	3.20	3.20	3.20		3,340.80
2 Typist-Clerks (A.R.W.), per day	3.20	3.20	3.20		835.20
2 Stenographers (A.R.W.), per day .....	3.20	3.20	3.20		835.20
<b>Total Whittier Welfare.....</b>					<b>\$ 21,100.86</b>
Adult State Aid Welfare					
1 Director—State Aid.....	200	225	250		\$ 2,181.60
1 Asst. Director.....	175	175	175		
20 Field Visitors.....	140	150	160		15,271.20
3 Sr. Student Visitors.....	120	120	120		2,617.92
11 Student Visitors .....	100	100	100		5,999.40
1 Typist-Clerk, Grade II.....	115	120	125		1,254.48
1 Stenographer, Grade I.....	115	120	125		1,254.48
1 Field Visitor, as needed, per day	4.50	4.50	4.50		
15 Student Visitors, as needed, per day .....	3.50	3.50	3.50		6,851.25
1 Clerk, Grade I, as needed, per day .....	4.00	4.00	4.00		1,044.00
1 Typist-Clerk, as needed, per day	3.50	3.50	3.50		
5 Stenographers, Grade I, as needed, per day.....	4.00	4.00	4.00		3,132.00
4 Student Visitors (A.R.W.), per day .....	3.20	3.20	3.20		1,670.40
5 Clerks (A.R.W.), per day.....	3.20	3.20	3.20		1,670.40
5 Typist-Clerks (A.R.W.), per day	3.20	3.20	3.20		1,670.40
4 Stenographers (A.R.W.), per day .....	3.20	3.20	3.20		3,340.80
<b>Total Adult State Aid Welfare.....</b>					<b>\$ 47,958.33</b>
Adult State Aid, Metropolitan Area					
1 Director .....	175	175	175		\$ 1,908.96
6 Field Visitors .....	140	150	160		4,581.36
5 Student Visitors .....	100	100	100		3,272.40
2 Clerks, Grade III.....	130	135	140		1,418.04
4 Clerks, Grade II.....	115	120	125		2,508.96
5 Clerks, Grade I.....	100	105	110		3,272.40
1 Typist-Clerk, Grade II.....	115	120	125		1,254.48
3 Typist-Clerks, Grade I.....	100	105	110		1,090.80
2 Stenographers, Grade I.....	115	120	125		1,254.48
3 Student Visitors (A.R.W.), per day .....	3.20	3.20	3.20		835.20

LOS ANGELES COUNTY BUDGET—1934-35

DEPARTMENT OF CHARITIES—EXCLUSIVE OF INSTITUTIONS—Continued

Classification	EXPENDITURES				
	Actual Prior Year 1932-33	Actual Current Year To 3-1-1934	Estimated Current Year 1933-34	Requested Fiscal Year 1934-35	Allowed Fiscal Year 1934-35
<b>SALARIES AND WAGES—Continued</b>					
Title of Position	Rate of Pay				
Division of County Welfare Relief—Continued	A	B	C		
Adult State Aid, Metropolitan Area—Continued					
2 Clerks (A.R.W.), per day.....	\$ 3.20	\$ 3.20	\$ 3.20	\$	835.20
2 Typist-Clerks (A.R.W.), per day	3.20	3.20	3.20		835.20
3 Stenographers (A.R.W.), per day .....	3.20	3.20	3.20		835.20
<b>Total Adult State Aid, Metropolitan Area .....</b>				<b>\$</b>	<b>23,902.68</b>
<b>Child Welfare</b>					
1 Director—Child Welfare.....	175	175	175	\$	1,908.96
1 District Director .....	175	175	175		
2 Field Visitors .....	140	150	160		1,527.12
1 Sr. Student Visitor.....	120	120	120		1,308.96
2 Student Visitors .....	100	100	100		1,090.80
1 Clerk, Grade III.....	130	135	140		1,418.04
1 Stenographer, Grade I.....	115	120	125		1,254.48
1 Field Visitor, as needed, per day	4.50	4.50	4.50		
3 Student Visitors (A.R.W.), per day .....	3.20	3.20	3.20		835.20
3 Clerks (A.R.W.), per day.....	3.20	3.20	3.20		835.20
2 Typist-Clerks (A.R.W.), per day	3.20	3.20	3.20		835.20
2 Stenographers (A.R.W.), per day .....	3.20	3.20	3.20		835.20
<b>Total Child Welfare.....</b>				<b>\$</b>	<b>11,849.16</b>
<b>Total Division of County Welfare Relief .....</b>				<b>\$</b>	<b>644,739.00</b>
<b>Division of Co-ordination</b>					
1 Asst. Superintendent of Charities, Chief of Division.....	350	350	350	\$	3,607.80
1 Typist-Clerk, Grade I.....	100	105	110		1,090.80
1 Stenographer, Grade I.....	115	120	125		
2 Clerks, as needed, per day.....	4.00	4.00	4.00		
5 Clerks (A.R.W.), per day.....	3.20	3.20	3.20		998.88
<b>Total .....</b>				<b>\$</b>	<b>5,697.48</b>
<b>Budgets, Diets, Housing and Feeding</b>					
1 Supervising Budget Dietitian.....	200	210	225	\$	2,181.60
1 Stenographer, Grade I.....	115	120	125		
<b>Total Budgets, Diets, Housing and Feeding .....</b>				<b>\$</b>	<b>2,181.60</b>
<b>Clinic and Professional Contact Service</b>					
1 Director .....	175	175	175	\$	1,908.96
2 Visitors, Institutional.....	140	150	160		1,527.12

**CHARITIES, HOSPITALS AND CORRECTIONS**

**DEPARTMENT OF CHARITIES—EXCLUSIVE OF INSTITUTIONS—Continued**

Classification	EXPENDITURES				
	Actual Prior Year 1932-33	Actual Current Year To 3-1-1934	Estimated Current Year 1933-34	Requested Fiscal Year 1934-35	Allowed Fiscal Year 1934-35
<b>SALARIES AND WAGES—Continued</b>					
Title of Position	Rate of Pay				
Division of Co-ordination—Continued	A	B	C		
Clinic and Professional Contact Service—Continued					
2 Student Visitors, Institutional....	\$ 100	\$ 100	\$ 100		
1 Typist-Clerk, Grade I, as needed, per day.....	3.25	3.25	3.25		
1 Stenographer, Grade I, as needed, per day.....	4.00	4.00	4.00		
9 Clerks (A.R.W.), per day.....	3.20	3.20	3.20	\$	698.96
3 Typist-Clerks (A.R.W.), per day	3.20	3.20	3.20		835.20
<b>Total Clinic and Professional Contact Service.....</b>				<b>\$</b>	<b>4,970.24</b>
<b>Welfare Division</b>					
1 Welfare Physician.....	300	325	350	\$	3,092.40
1 Stenographer, Grade I.....	115	120	125		
1 Stenographer, as needed, per day .....	4.00	4.00	4.00		
1 Clerk (A.R.W.), per day.....	3.20	3.20	3.20		835.20
<b>Total Welfare Division.....</b>				<b>\$</b>	<b>3,927.60</b>
<b>Government Surplus Food Distribution</b>					
1 Field Contact Man .....	150	150	150	\$	
32 Clerks, Grade I, as needed, per day .....	4.00	4.00	4.00		
1 Stenographer, Grade I, as needed, per day.....	4.00	4.00	4.00		
40 Clerks (A.R.W.), per day.....	3.20	3.20	3.20		
2 Typist-Clerks (A.R.W.), per day	3.20	3.20	3.20		
<b>Total Government Surplus Food Distribution .....</b>				<b>\$</b>	
<b>Assignment of Unattached Men</b>					
1 Director .....	175	175	175	\$	1,908.96
1 Field Visitor .....	140	150	160		1,527.12
1 Clerk, Grade III.....	130	135	140		
5 Student Visitors (A.R.W.), per day .....	3.20	3.20	3.20		1,670.40
15 Clerks (A.R.W.), per day.....	3.20	3.20	3.20		805.20
3 Typist-Clerks (A.R.W.), per day	3.20	3.20	3.20		835.20
2 Stenographers (A.R.W.), per day .....	3.20	3.20	3.20		835.20
<b>Total Assignment of Unattached Men .....</b>				<b>\$</b>	<b>7,582.08</b>
<b>Total Division of Co-ordination.....</b>				<b>\$</b>	<b>24,359.00</b>

**LOS ANGELES COUNTY BUDGET—1934-35**

**DEPARTMENT OF CHARITIES—EXCLUSIVE OF INSTITUTIONS—Continued**

Classification	EXPENDITURES				Allowed Fiscal Year 1934-35
	Actual Prior Year 1932-33	Actual Current Year To 3-1-1934	Estimated Current Year 1933-34	Requested Fiscal Year 1934-35	
<b>SALARIES AND WAGES—Continued</b>					
<b>Title of Position</b>	<b>Rate of Pay</b>				
<b>Division of Rehabilitation</b>	<b>A</b>	<b>B</b>	<b>C</b>		
1 Asst. Superintendent of Charities, Chief of Division.....	\$ 400	\$ 400	\$ 400		\$ 4,123.20
1 Stenographer, Grade II.....	130	135	140		1,418.04
<b>Total</b> .....					<b>\$ 5,541.24</b>
<b>Communities Garden Service</b>					
1 Director .....	180	190	200		\$ 1,963.44
1 Asst. Director .....	140	150	160		
2 Garden Inspectors.....	140	150	160		
1 Jr. Bookkeeper .....	125	125	125		
1 Stenographer, Grade I.....	115	120	125		
1 Stenographer, Grade I, as needed, per day.....	4.00	4.00	4.00		
40 Clerks (A.R.W.), per day.....	3.20	3.20	3.20		\$ 4,176.00
<b>Total</b> .....					<b>\$ 6,139.44</b>
<b>Public Housing Service</b>					
1 Director .....	250	250	250		\$ 1,363.50
5 Clerks (A.R.W.), per day.....	3.20	3.20	3.20		835.20
<b>Total</b> .....					<b>\$ 2,198.70</b>
<b>Transportation</b>					
1 Director .....	175	175	175		\$ 1,908.96
1 Sr. Clerk .....	145	150	155		1,581.72
1 Clerk, Grade III.....	130	135	140		1,418.04
2 Clerks, Grade I.....	100	105	110		1,090.80
<b>Total</b> .....					<b>\$ 5,999.52</b>
<b>Out-of-Town Inquiry Unit</b>					
5 Field Visitors.....	140	150	160		\$ 3,054.24
2 Student Deportation Workers....	100	100	100		1,090.80
1 Typist-Clerk, Grade II.....	115	120	125		1,254.48
1 Stenographer, Grade I.....	115	120	125		436.83
3 Student Deportation Workers, as needed, per day.....	3.50	3.50	3.50		
2 Stenographers, Grade I, as needed, per day.....	4.00	4.00	4.00		
1 Utility Worker, as needed, per day .....	3.25	3.25	3.25		
2 Student Visitors (A.R.W.), per day .....	3.20	3.20	3.20		835.20
3 Stenographers (A.R.W.), per day .....	3.20	3.20	3.20		835.20
<b>Total</b> .....					<b>\$ 7,506.75</b>

**CHARITIES, HOSPITALS AND CORRECTIONS**

**DEPARTMENT OF CHARITIES—EXCLUSIVE OF INSTITUTIONS—Continued**

Classification	EXPENDITURES			Requested Fiscal Year 1934-35	Allowed Fiscal Year 1934-35
	Actual Prior Year 1932-33	Actual Current Year To 3-1-1934	Estimated Current Year 1933-34		
<b>SALARIES AND WAGES—Continued</b>					
Title of Position			Rate of Pay		
Division of Rehabilitation—Continued			A      B      C		
<b>Domestic Transportation Unit</b>					
1 Field Visitor.....		\$ 140	\$ 150	\$ 160	\$ 1,527.12
1 Student Visitor.....		100	100	100	
1 Clerk, Grade II.....		115	120	125	
<b>Total</b> .....					<u>\$ 1,527.12</u>
<b>Repatriation Unit</b>					
1 Deportation Worker.....		140	150	160	\$ 1,527.12
2 Student Deportation Workers....		100	100	100	
<b>Total</b> .....					<u>\$ 1,527.12</u>
<b>Deportation Unit</b>					
1 Deportation Worker.....		140	150	160	\$ 1,527.12
1 Student Deportation Worker.....		100	100	100	
1 Clerk (A.R.W.), per day.....		3.20	3.20	3.20	835.20
<b>Total</b> .....					<u>\$ 2,362.32</u>
<b>Cooperative Unit Service</b>					
1 Director .....		175	175	175	\$ 954.48
5 Student Visitors (A.R.W.), per day .....		3.20	3.20	3.20	835.20
2 Clerks (A.R.W.), per day.....		3.20	3.20	3.20	835.20
2 Typist-Clerks (A.R.W.), per day.....		3.20	3.20	3.20	835.20
2 Stenographers (A.R.W.), per day .....		3.20	3.20	3.20	835.20
<b>Total</b> .....					<u>\$ 4,295.28</u>
<b>Total Rehabilitation Division</b> .....					<u>\$ 37,097.49</u>
<b>TOTAL SALARIES AND WAGES</b> .....	\$1,374,887.58	\$ 428,937.92	\$2,826,815.53	<del>\$3,645,870.98</del>	\$1,347,366.49

*1,721,180.00*

**LOS ANGELES COUNTY BUDGET—1934-35**

**DEPARTMENT OF CHARITIES—EXCLUSIVE OF INSTITUTIONS—Continued**

Classification	EXPENDITURES				
	Actual Prior Year 1932-33	Actual Current Year To 3-1-1934	Estimated Current Year 1933-34	Requested Fiscal Year 1934-35	Allowed Fiscal Year 1934-35
<b>MAINTENANCE AND OPERATION</b>					
<b>Superintendent of Charities</b>					
Auto Hire .....	\$	\$	\$	\$ 50.00	\$
Auto Service .....				1,000.00	1,000.00
Auto Mileage .....				1,000.00	1,000.00
Food and Lodging .....				75.00	75.00
Telegraph and Telephone .....				150.00	100.00
<b>Total Superintendent of Charities....</b>	<b>\$</b>	<b>\$</b>	<b>\$</b>	<b>\$ 2,275.00</b>	<b>\$ 2,175.00</b>
<b>Executive Division</b>					
<b>Services Other Than Personal</b>					
Auto Hire .....	\$ 4,899.39	\$ 240.51	\$ 346.00	\$ 178.00	\$
Auto Mileage .....	39,488.90	2,405.19	3,464.00	2,000.00	2,000.00
Auto Service .....	10,455.22	3,607.79	5,196.00	2,850.00	1,300.00
Cartage .....	120.90	150.33	216.00	147.00	147.00
Electricity .....	708.47			140.00	140.00
Express .....	35.41	150.33	216.00	125.00	6.00
Field Visitors' Expense .....		60.12	87.00	50.00	
Food and Lodging .....	1,402.21	30.06	43.00	25.00	25.00
Freight .....	23.02	300.66	433.00	250.00	50.00
Gas .....	580.21			100.00	100.00
Miscellaneous Services, N.O.C. ....	5,814.89	1,202.60	1,732.00	1,000.00	1,000.00
Printing, Engraving and Binding, N.O.C. ....	Cr. 15.69			150.00	150.00
Repairs and Maintenance—Land Structures and Non-structural Improvements .....	442.65			487.00	487.00
Repairs and Maintenance—Tools, Devices and Equipment .....	1,986.00	9,741.05	14,028.00	4,373.00	1,092.00
Telegraph Service .....	6,158.04	420.89	606.00	3,000.00	3,000.00
Telephone Service .....	16,796.81				
Teletype Service .....	816.55	11,570.19	16,662.00	2,971.00	371.00
Towel Service .....	465.17				
Transportation .....	6,063.76	300.66	433.00	250.00	250.00
Water .....	113.61			50.00	50.00
<b>Supplies</b>					
Cleaning and Caretaking .....	194.17	474.46	1,867.00	1,930.00	87.00
Minor Lighting Supplies.....	280.37	158.15	622.00	660.00	162.00
Miscellaneous Supplies, N.O.C. ....	2,000.45	316.31	1,244.00	1,320.00	244.00
Office Supplies, N.O.C. ....	12,686.45	4,744.68	18,667.00	10,800.00	4,423.00
Record Books, Papers, Forms and Covers .....	34,289.63	13,754.77	54,116.00	29,400.00	6,319.00
Writing Supplies .....	5,555.86	3,795.74	14,934.00	7,840.00	3,089.00
<b>Contributions, Awards and Fixed Obligations</b>					
Insurance (Fidelity Bond) .....	92.00	35.25	101.00	100.00	44.00
Rent of Equipment .....	7,343.54	20,504.20	58,484.00	25,688.00	5,000.00
<b>Total Executive Division .....</b>	<b>\$ 158,797.99</b>	<b>\$ 73,963.94</b>	<b>\$ 193,497.00</b>	<b>\$ 95,884.00</b>	<b>\$ 29,536.00</b>

**CHARITIES, HOSPITALS AND CORRECTIONS**

**DEPARTMENT OF CHARITIES—EXCLUSIVE OF INSTITUTIONS—Continued**

Classification	EXPENDITURES				
	Actual Prior Year 1932-33	Actual Current Year To 3-1-1934	Estimated Current Year 1933-34	Requested Fiscal Year 1934-35	Allowed Fiscal Year 1934-35
<b>MAINTENANCE AND OPERATION—Continued</b>					
<b>Division of Accounts and Collections</b>					
<b>Services Other Than Personal</b>					
Auto Mileage.....	\$	\$	\$	3,500.00	\$ 2,000.00
Auto Service .....				2,500.00	750.00
Cartage .....				125.00	50.00
Express .....				125.00	5.00
Field Visitors Expense.....				100.00	
Freight .....				250.00	13.00
Miscellaneous Services, N.O.C.....				500.00	200.00
Postage .....				30,000.00	13,375.00
Binding and Book Repairing.....				1,500.00	131.00
Telegraph and Telephone Service..				400.00	100.00
Food and Lodging .....				50.00	25.00
Transportation .....				500.00	300.00
<b>Supplies</b>					
Record Books, Papers, Forms and Covers .....				18,000.00	10,000.00
<b>Contributions, Awards and Fixed Obligations</b>					
Rent of Equipment.....				10,812.00	2,488.00
<b>Total Division of Accounts and Collections .....</b>	<b>\$</b>	<b>\$</b>	<b>\$</b>	<b>\$ 68,362.00</b>	<b>\$ 29,437.00</b>
<b>Division of County Unemployment Relief</b>					
<b>Services Other Than Personal</b>					
Auto Mileage.....	\$	\$ 45,077.27	\$ 131,817.00	\$ 41,500.00	\$ 5,500.00
Auto Service .....		543.08	1,588.00	550.00	550.00
Electricity .....		879.84	2,573.00	425.00	48.00
Field Visitors Expense.....		108.62	318.00		
Food and Lodging .....		20.38	60.00	25.00	25.00
Fuel Oil.....		71.15	208.00	102.00	
Gas .....		244.40	715.00	400.00	88.00
Miscellaneous Services, N.O.C.....		434.47	1,270.00	100.00	100.00
Repairs and Maintenance— Land, Structures and Non-structural Improvements .....		1,042.74	3,049.00	900.00	
Telegraph Service.....		651.70	1,906.00	50.00	50.00
Telephone Service.....		5,431.00	15,882.00	3,000.00	
Transportation .....		950.44	2,779.00	800.00	100.00
Water .....		217.23	635.00	10.00	10.00
<b>Supplies</b>					
		15,146.26	20,250.00		
<b>Contributions, Awards and Fixed Obligations</b>					
Rent of Offices.....		5,150.92	14,750.00	6,500.00	2,000.00
<b>Total Division of County Unemployment Relief.....</b>	<b>\$</b>	<b>\$ 75,969.50</b>	<b>\$ 197,800.00</b>	<b>\$ 54,362.00</b>	<b>\$ 8,471.00</b>

**LOS ANGELES COUNTY BUDGET—1934-35**

**DEPARTMENT OF CHARITIES—EXCLUSIVE OF INSTITUTIONS—Continued**

Classification	EXPENDITURES				
	Actual Prior Year 1932-33	Actual Current Year To 3-1-1934	Estimated Current Year 1933-34	Requested Fiscal Year 1934-35	Allowed Fiscal Year 1934-35
<b>MAINTENANCE AND OPERATION—Continued</b>					
<b>Division of Complaints and Investigations</b>					
<b>Services Other Than Personal</b>					
Auto Mileage.....	\$	\$	\$	\$ 5,000.00	\$ 3,000.00
Auto Service.....				1,000.00	500.00
Field Visitors Expense.....				100.00	
Food and Lodging.....				75.00	25.00
Telephone and Telegraph.....				500.00	50.00
<b>Total Division of Complaints and Investigations .....</b>	<b>\$</b>	<b>\$</b>	<b>\$</b>	<b>\$ 6,675.00</b>	<b>\$ 3,575.00</b>
<b>Division of County Welfare Relief</b>					
<b>Services Other Than Personal</b>					
Auto Mileage.....	\$	\$ 47,600.23	\$ 85,070.00	\$ 42,912.00	\$ 42,912.00
Auto Service.....		2,266.66	4,051.00	4,000.00	4,000.00
Electricity .....		2,448.03	4,375.00	2,160.00	100.00
Field Visitors Expense.....		226.64	405.00		
Food and Lodging.....		84.97	152.00	306.00	306.00
Fuel Oil.....		298.11	533.00		
Gas .....		680.01	1,215.00	600.00	100.00
Maintenance of Offices in H.C.....		18,133.47	32,408.00	16,000.00	4,563.00
Miscellaneous Services, N.O.C.....		1,699.97	3,038.00	1,500.00	200.00
Repairs and Maintenance—Land, Structures and Non-structural Improvements .....		2,176.02	3,889.00		
Telegraph Service.....		1,133.37	2,026.00	1,000.00	300.00
Telephone Service.....		11,333.39	20,255.00	9,240.00	7,948.00
Transportation .....		1,473.33	2,633.00	1,300.00	1,000.00
Water .....		453.37	810.00	400.00	22.00
<b>Supplies .....</b>		<b>14,926.50</b>	<b>19,900.00</b>		
<b>Contributions, Awards and Fixed Obligations</b>					
Rent of Offices.....		13,229.68	17,640.00	11,200.00	5,074.00
<b>Total Division of County Welfare Relief .....</b>	<b>\$</b>	<b>\$ 118,163.75</b>	<b>\$ 198,400.00</b>	<b>\$ 90,618.00</b>	<b>\$ 66,525.00</b>
<b>Coordination Division</b>					
<b>Services Other Than Personal</b>					
Auto Hire.....	\$	\$	\$	\$ 750.00	\$
Auto Service.....				3,500.00	1,000.00
Auto Mileage.....				1,500.00	1,000.00
Electricity .....				600.00	
Field Visitors Expense.....				50.00	
Food and Lodging.....				25.00	25.00
Miscellaneous Services, N.O.C.....				200.00	50.00
Repairs and Maintenance—Land, Structures and Non-structural Improvements .....				640.00	

**CHARITIES, HOSPITALS AND CORRECTIONS**

**DEPARTMENT OF CHARITIES—EXCLUSIVE OF INSTITUTIONS—Continued**

Classification	EXPENDITURES				
	Actual Prior Year 1932-33	Actual Current Year To 3-1-1934	Estimated Current Year 1933-34	Requested Fiscal Year 1934-35	Allowed Fiscal Year 1934-35
<b>MAINTENANCE AND OPERATION—Continued</b>					
<b>Coordination Division—Continued</b>					
<b>Services Other Than Personal—Continued</b>					
Telegraph Service.....	\$	\$	\$	50.00	\$ 49.00
Transportation .....				200.00	200.00
Water .....				600.00	10.00
<b>Total Coordination Division.....</b>	<b>\$</b>	<b>\$</b>	<b>\$</b>	<b>8,115.00</b>	<b>\$ 2,334.00</b>
<b>Rehabilitation Division</b>					
<b>Services Other Than Personal</b>					
Auto Mileage.....	\$	\$ 3,055.42	\$ 3,891.00	\$ 500.00	\$ 500.00
Auto Service.....		1,527.71	1,946.00	1,000.00	847.00
Field Visitors Expense.....		152.77	195.00	100.00	
Food and Lodging.....		1,023.57	1,303.00	670.00	500.00
Miscellaneous Services, N.O.C.....		305.55	389.00	200.00	67.00
Telegraph Service.....		229.16	292.00	150.00	50.00
Transportation .....		1,145.79	1,459.00	750.00	640.00
<b>Supplies</b>					
Miscellaneous Supplies, N.O.C.....		652.98	900.00		
Rent of Equipment.....		91.40	125.00		
<b>Total Rehabilitation Division.....</b>	<b>\$</b>	<b>\$ 8,184.35</b>	<b>\$ 10,500.00</b>	<b>\$ 3,370.00</b>	<b>\$ 2,604.00</b>
<b>TOTAL MAINTENANCE AND OPERATION .....</b>	<b>\$ 158,797.99</b>	<b>\$ 276,281.54</b>	<b>\$ 600,197.00</b>	<b>\$ 329,661.00*</b>	<b>\$ 144,657.00*</b>
<b>CAPITAL OUTLAY</b>					
<b>Equipment</b>					
Books .....	\$ 113.73	\$ 39.98	\$ 200.00	\$ 300.00	\$ 300.00
Furniture and Furnishings.....	23,189.07	6,251.83	14,000.00	18,074.00	18,074.00
Blackboards .....	\$ 40.00				
Bulletin Boards .....	20.00				
Chairs .....	1,500.00				
Costumers .....	26.00				
Desks .....	6,000.00				
Filing Cabinets.....	9,330.00				
Lockers .....	150.00				
Stationery Cabts.....	210.00				
Visible Index.....	648.00				
Fur. and Furn., N.O.C.....	50.00				
Venetian Blinds.....	100.00				
Hand Conveyed Vehicles.....	15.00			100.00	100.00
Hand Trucks.....	\$ 100.00				
<b>Heat, Cold and Mechanical Power</b>					
Transmission Equipment.....	680.06	73.11	800.00	1,200.00	1,200.00
Electric Fans.....	\$ 1,000.00				
Window Ventilators.....	200.00				

**LOS ANGELES COUNTY BUDGET—1934-35**

**DEPARTMENT OF CHARITIES—EXCLUSIVE OF INSTITUTIONS—Continued**

Classification	EXPENDITURES				
	Actual Prior Year 1932-33	Actual Current Year To 3-1-1934	Estimated Current Year 1933-34	Requested Fiscal Year 1934-35	Allowed Fiscal Year 1934-35
<b>CAPITAL OUTLAY—Continued</b>					
<b>Equipment—Continued</b>					
Hot Air Producing Equipment.....\$		\$	\$	\$ 500.00	\$ 500.00
Heaters .....					
Motor Vehicles.....	8,028.62	2,021.18	6,200.00	6,000.00	6,000.00
Automobiles .....					
Trucks .....					
Motoreycles .....					
Office Equipment Other Than Fur- niture .....	15,251.00	4,249.74	9,000.00	12,673.00	12,673.00
Adding Machines.....\$					
Addressographs .....					
Bookkeeping Machs.....					
Comptometers .....					
Copyholders .....					
Numbering Machs.....					
Mimeographs .....					
Typewriters .....					
Telegraph, Telephone and Other Signalling Apparatus.....				1,500.00	1,500.00
Dictograph Equipt.....\$					
<b>TOTAL CAPITAL OUTLAY.....</b>	<b>\$ 47,277.48</b>	<b>\$ 12,635.84</b>	<b>\$ 30,200.00</b>	<b>\$ 40,347.00</b>	<b>\$ 40,347.00</b>
<b>TOTAL DEPARTMENT OF CHARI- TIES—EXCLUSIVE OF INSTITU- TIONS .....</b>	<b>\$1,580,963.05</b>	<b>\$ 717,855.30</b>	<b>\$3,457,212.53</b>	<b>\$4,015,887.98</b>	<b>\$1,532,370.49</b>

*2,091,188.00*

\* Work Relief to be assumed by State and Federal Governments.

CHARITIES, HOSPITALS AND CORRECTIONS

Department of Charities—General Relief

RELIEF TO POOR OUTSIDE OF INSTITUTIONS

APPROPRIATIONS \$3,630,838.00

Classification	EXPENDITURES				
	Actual Prior Year 1932-33	Actual Current Year To 3-1-1934	Estimated Current Year 1933-34	Requested Fiscal Year 1934-35	Allowed Fiscal Year 1934-35
<b>MAINTENANCE AND OPERATION</b>					
<b>General Relief—Unemployment Contributions, Awards and Fixed Obligations</b>					
Board and Care—Indigents.....\$	\$	1,330.10	\$ 192,604.00	\$	\$
Board and Care—P.T.A. Cases.....			48,520.00		
Burial of Indigents.....		342.49	1,506.00		
Carfare .....		9,374.13	13,120.00		
Cash—Indigents .....		752,083.19	2,623,964.00		
Clothing .....		104,371.23	365,732.00		
Corrective Appliances—Indigents..		233.76	4,519.00		
Dental Work—Indigents.....		380.55	7,102.00		
Drugs and Medicines—Indigents....		608.87	16,248.00		
Express, Freight and Cartage— Indigents .....		280.88	2,044.00		
Food .....		996.67	563,609.00		
Food and Shelter.....		713.98	164,628.00		
Furniture and Household Needs....		18,123.08	74,244.00		
Gas, Electricity and Water— Indigents .....		599.81	2,538.00		
Groceries .....		996,139.22	3,009,972.00		
Life Insurance.....		9.06	10.00		
Medical and Surgical Services.....		596.19	30,813.00		
Milk .....		22,104.32	691,438.00		
Miscellaneous Services—Indigents		670.49	4,842.00		
Misc. Supplies and Materials— Indigents .....		2,161.86	2,430.00		
Rent—Indigents .....	148.00	199,529.61	2,708,615.00		
Rent of Equipment.....		12.68	1,500.00		
Shelter .....		255.51	221,656.00		
Taxes and Assessments.....			715.00		
Transportation—Indigents .....		1,208.69	7,532.00		
Wages—Unemployment Relief Cash .....	7,970,896.34	6,110,439.30	6,156,000.00		
Civil Works Service.....		319,950.24	319,951.00		
<b>Total General Relief—Unemploy- ment .....</b>	<b>\$7,971,044.34</b>	<b>\$8,542,515.91</b>	<b>\$17,235,852.00</b>	<b>\$</b>	<b>\$</b>
<b>General Relief—Welfare Contributions, Awards and Fixed Obligations</b>					
Board and Care—Alleviation of Suffering .....	\$ 175,976.84	\$ 112,458.59	\$ 305,000.00	\$ 305,000.00	\$ 250,000.00
Board and Care—Indigents.....	695,066.99	469,935.72	594,010.00	830,597.84	520,513.82
Board and Care—P.T.A.Cases.....	66,114.63	14,169.21	15,000.00	24,453.96	8,418.29
Burial of Indigents.....	2,027.83	2,479.06	3,000.00	7,758.49	2,670.86
Carfare and Moving.....	1,056.21	9,560.03	11,152.00	25,141.42	8,654.95

**LOS ANGELES COUNTY BUDGET—1934-35**

**DEPARTMENT OF CHARITIES—GENERAL RELIEF—Continued**

Classification	EXPENDITURES				
	Actual Prior Year 1932-33	Actual Current Year To 3-1-1934	Estimated Current Year 1933-34	Requested Fiscal Year 1934-35	Allowed Fiscal Year 1934-35
<b>MAINTENANCE AND OPERATION—Continued</b>					
<b>General Relief—Welfare—Continued</b>					
<b>Contributions, Awards and Fixed Obligations—Continued</b>					
Cash—Indigents .....	\$1,342,947.98	\$1,231,619.73	\$1,473,075.00	\$4,346,716.18	\$1,496,358.90
Clothing .....	393,779.86	125,690.84	134,218.00	265,261.64	91,316.43
Corrective Appliances—Indigents..	4,634.63	2,602.65	2,921.00	10,802.95	3,718.92
Dental Work—Indigents.....	6,368.80	4,205.69	4,990.00	15,222.35	5,240.30
Drugs and Medicines—Indigents....	13,788.52	10,014.41	12,880.00	18,463.23	6,355.98
Express, Freight and Cartage— Indigents .....	2,507.89	505.26	1,613.00	4,124.76	1,419.95
Food .....	349,201.01	87,425.25	89,030.00	234,915.16	80,869.64
Food and Shelter.....	144,568.03	121,601.47	122,544.00	296,688.42	102,135.12
Fuel .....	15.85				
Furniture and Household Needs....		27,902.22	30,227.00	66,781.90	22,989.70
Gas, Electricity, Water—Indigents	14,990.68	5,205.31	5,728.00	11,097.58	3,820.35
Groceries .....		620,253.38	640,506.00	1,129,596.24	388,863.99
Industrial Supplies.....	15,000.00				
Medical and Surgical Services.....	1,158.15	1,097.77	5,382.00	14,633.09	5,037.45
Merchandise—Indigents .....	1,065,285.36				
Milk .....	10,627.17	146,955.56	179,869.00	513,729.61	176,851.64
Miscellaneous Services—Indigents	6,766.58	4,649.16	4,957.00	11,981.46	4,124.62
Miscellaneous Supplies.....	35,750.00				
Misc. Supplies and Materials— Indigents .....	1,443.41	632.49	754.00	1,964.17	676.17
Rent—Indigents .....	594,715.01	377,603.23	426,019.00	1,157,978.55	398,634.61
Rent of Equipment.....	409.50	865.13	1,000.00	3,339.10	1,149.48
Repatriation .....	75,772.27	7,015.58	15,000.00	55,586.11	19,135.54
Shelter .....		25,415.88	27,376.00	58,139.54	20,014.56
Taxes and Assessments.....	1,563.28	1,130.48	1,038.00	2,357.01	811.40
Transportation—Indigents .....	86,104.31	36,458.95	37,288.00	32,114.24	11,055.33
Disaster Relief.....	65,546.49	2,714.81	25,000.00		
<b>Total General Relief—Welfare.....</b>	<b>\$5,173,187.28</b>	<b>\$3,450,167.86</b>	<b>\$4,169,577.00</b>	<b>\$9,444,445.00</b>	<b>\$3,630,838.00</b>
<b>General Relief—Rehabilitation</b>					
<b>Contributions, Awards and Fixed Obligations</b>					
Cash .....	\$	\$ 5,880.00	\$ 5,880.00	\$ *	\$
Cleaning and Sanitation Supplies..		2,012.37	4,000.00		
Electrical Supplies.....		3.39	5.00		
Electricity .....	99.51	210.42	450.00		
Express, Freight and Cartage.....		284.62	300.00		
Gas .....	2,247.56	1,178.88	3,500.00		
Gasoline and Oil.....	60,536.49	21,440.41	80,000.00		
Hardware and Lumber.....		169.83	250.00		
Miscellaneous Supplies, N.O.C.....		403.10	500.00		
Plowing and Harrowing.....		122.12	500.00		
Provisions .....		71,510.87	124,090.00		
Record Books, Papers, Forms and Covers .....		244.98	500.00		

**CHARITIES, HOSPITALS AND CORRECTIONS**

**DEPARTMENT OF CHARITIES—GENERAL RELIEF—Continued**

Classification	EXPENDITURES				
	Actual Prior Year 1932-33	Actual Current Year To 3-1-1934	Estimated Current Year 1933-34	Requested Fiscal Year 1934-35	Allowed Fiscal Year 1934-35
<b>MAINTENANCE AND OPERATION—Continued</b>					
<b>General Relief—Rehabilitation—Continued</b>					
<b>Contributions, Awards and Fixed Obligations—Continued</b>					
Rent .....	\$	\$ 150.00	\$ 500.00		
Rent of Equipment.....		85.00	250.00		
Seeds and Plants.....		587.99	1,000.00		
Telegraph and Telephone Service..		548.65	1,000.00		
Tin Cans and Containers.....		6.33	25.00		
Tools and Implements.....		107.84	1,000.00		
Water .....		1,072.30	2,000.00		
Wrapping and Shipping Supplies..	314.15	113.95	250.00		
<b>Total General Relief—Rehabilitation</b>	<b>\$ 63,197.71</b>	<b>\$ 106,133.05</b>	<b>\$ 226,000.00</b>	<b>\$ *</b>	<b>\$</b>
<b>TOTAL DEPARTMENT OF CHARITIES—GENERAL RELIEF.....</b>	<b>\$13,207,429.33</b>	<b>\$12,098,816.82</b>	<b>\$21,631,429.00</b>	<b>\$9,444,445.00</b>	<b>\$3,630,838.00*</b>

\*Work Relief to be assumed by State and Federal Governments.

## Department of Charities

(DIVISION OF SALVAGE)

### RECLAMATION OF WASTE MATERIAL FOR DISTRIBUTION AMONG THE POOR

APPROPRIATIONS \$87,986.00

Classification	EXPENDITURES				
	Actual Prior Year 1932-33	Actual Current Year To 3-1-1934	Estimated Current Year 1933-34	Requested Fiscal Year 1934-35	Allowed Fiscal Year 1934-35
<b>SALARIES AND WAGES—</b>					
<b>Title of Position</b>			<b>Rate of Pay</b>		
			<b>A      B      C</b>		
1 Director .....		\$ 150	\$ 160	\$ 170	\$ 1,636.20
1 Salvage Foreman.....		135	140	145	1,472.64
2 Truck Drivers.....		125	130	135	1,363.56
1 Asst. Storekeeper.....		115	120	125	1,254.48
1 Instructor in Shoe Repair.....		115	120	125	1,254.48
1 Clerk, Grade I.....		100	105	110	1,090.80
1 Cutter .....per day		5.50	5.50	5.50	1,435.50
1 Sewing Instructor.....per day		5.00	5.00	5.00	1,305.00
1 Carpenter .....per day		4.75	4.75	4.75	1,239.75
7 Utility Workers.....per day		4.00	4.00	4.00	3,132.00
5 Utility Workers.....per day		3.75	3.75	3.75	1,957.50
17 Utility Workers.....per day		3.50	3.50	3.50	2,740.50
15 Utility Workers.....per day		3.25	3.25	3.25	2,544.75
4 Utility Workers.....per day		3.00	3.00	3.00	3,132.00
50 Utility Workers.....per day		2.50	2.50	2.50	6,525.00
50 Utility Workers.....per day		2.00	2.00	2.00	5,220.00
25 Utility Workers.....per day		1.60	1.60	1.60	1,600.00
55 Clerks (A.R.W.).....per day		3.20	3.20	3.20	16,481.84
<b>TOTAL SALARIES AND WAGES</b> .....	<b>\$ 27,924.15</b>	<b>\$ 49,569.67</b>	<b>\$ 73,600.52</b>	<b>\$ 55,386.00</b>	<b>\$ 55,386.00</b>
Less Interdepartmental Service Charges .....	31,777.64	16,404.82	33,000.00	28,000.00	28,000.00
<b>TOTAL SALARIES AND WAGES (NET)</b> .....	<b>\$ Cr.3,853.49</b>	<b>\$ 33,164.85</b>	<b>\$ 40,600.52</b>	<b>\$ 27,386.00</b>	<b>\$ 27,386.00</b>
<b>MAINTENANCE AND OPERATION</b>					
<b>Services Other Than Personal</b>					
Auto Service.....	\$ 2,811.41	\$ 1,736.60	\$ 3,086.00	\$ 3,150.00	\$ 3,150.00
Cleaning, Dyeing and Repairing Clothing and Furniture.....	931.83	477.01	828.00	850.00	850.00
Electricity .....	479.27	445.13	742.00	750.00	750.00
Electricity for Power.....	370.56	225.20	377.00	400.00	400.00
Gas .....	242.39	125.97	221.00	230.00	230.00
Minor Installations and Changes.....	972.04				
Miscellaneous Services, N.O.C.....	77.18	9.91	161.00	165.00	165.00
Repairs and Maintenance—Tools, Devices and Equipment.....	1,262.39	475.47	689.00	700.00	700.00
Postage .....		5.00	7.00	5.00	5.00
<b>Supplies</b>					
Bedding .....	707.96	769.53	2,288.00	2,000.00	2,000.00
Laundry Supplies.....	246.36	55.17	144.00	150.00	150.00
Lumber, Paint and Hardware.....	5,144.22	6,940.51	12,591.00	11,000.00	11,000.00
Merchandise .....	7,327.95	1,245.45	2,083.00	3,400.00	3,400.00
Miscellaneous Supplies, N.O.C.....	669.86	692.15	1,100.00	1,200.00	1,200.00

**CHARITIES, HOSPITALS AND CORRECTIONS**

**DEPARTMENT OF CHARITIES—DIVISION OF SALVAGE—Continued**

Classification	EXPENDITURES				
	Actual Prior Year 1932-33	Actual Current Year To 3-1-1934	Estimated Current Year 1933-34	Requested Fiscal Year 1934-35	Allowed Fiscal Year 1934-35
<b>MAINTENANCE AND OPERATION—Continued</b>					
<b>Supplies—Continued</b>					
Office Supplies, N.O.C.....	\$ 863.82	\$ 281.37	\$ 499.00	\$ 550.00	\$ 550.00
Sewing Supplies.....	1,419.35	308.77	744.00	48,150.00	48,150.00
Shoe Findings.....	3,230.35	2,251.96	4,026.00	4,150.00	4,150.00
<b>Contributions, Awards and Fixed Obligations</b>					
Rent of Offices.....	1,800.00	900.00	1,800.00	6,000.00	6,000.00
Rent of Equipment.....	525.00	212.50	329.00	400.00	400.00
<b>TOTAL MAINTENANCE AND OPERATION</b> .....	<b>\$ 29,081.94</b>	<b>\$ 17,157.70</b>	<b>\$ 31,715.00</b>	<b>\$ 83,250.00</b>	<b>\$ 83,250.00</b>
Less Interdepartmental Service Charges .....	24,121.27	13,893.47	30,000.00	25,000.00	25,000.00
<b>TOTAL MAINTENANCE AND OPERATION (NET)</b> .....	<b>\$ 4,960.67</b>	<b>\$ 3,264.23</b>	<b>\$ 1,715.00</b>	<b>\$ 58,250.00</b>	<b>\$ 58,250.00</b>
<b>CAPITAL OUTLAY</b>					
<b>Equipment</b>					
Electrical .....	\$ 92.82	\$	\$ 50.00	\$	\$
Heat, Light and Power.....				150.00	150.00
1½ H.P. Motor.....	\$150.00				
Leather Working.....	425.00	41.69	42.00		
Motor Vehicles.....				5,000.00	
3 Trucks .....	\$5,000.00				
Miscellaneous, N.O.C.....	49.05	123.00	150.00		
Office Equipment Other Than Furniture .....	199.35		100.00	150.00	150.00
Adding Machine .....	\$ 75.00				
Typewriter .....	75.00				
Printing and Fiber, Cloth and Leather Working.....	1,091.21		400.00	1,300.00	1,300.00
1 Overlock Machine.....	\$215.00				
6 Single Needle Power Machines .....	315.00				
8 Space Tables .....	170.00				
1 Shoe Repairing Mach.....	100.00				
1 Shoe Canneling Mach.....	100.00				
1 Rough Rounder Sale Cutter Machine .....	300.00				
1 Single Vamping Shoe Machine .....	100.00				
Timber Working.....	189.30		400.00	750.00	750.00
Bench Vices.....	\$150.00				
1 Spray Painting Outfit.....	300.00				
1 Band Saw.....	300.00				
<b>TOTAL CAPITAL OUTLAY</b> .....	<b>\$ 2,046.73</b>	<b>\$ 164.69</b>	<b>\$ 1,142.00</b>	<b>\$ 7,350.00</b>	<b>\$ 2,350.00</b>
<b>TOTAL DEPARTMENT OF CHARITIES—DIVISION OF SALVAGE</b> .....	<b>\$ 3,153.91</b>	<b>\$ 36,593.77</b>	<b>\$ 43,457.52</b>	<b>\$ 92,986.00</b>	<b>\$ 87,986.00</b>

## State Aid for Children

### CARE OF DEPENDENT CHILDREN

APPROPRIATION \$742,000.00

Classification	EXPENDITURES				
	Actual Prior Year 1932-33	Actual Current Year To 3-1-1934	Estimated Current Year 1933-34	Requested Fiscal Year 1934-35	Allowed Fiscal Year 1934-35
<b>MAINTENANCE AND OPERATION</b>					
<b>Contributions, Awards and Fixed Obligations</b>					
State Aid for Children.....	\$ 576,783.61	\$ 471,730.41	\$ 741,000.00	\$ 815,000.00	\$ 742,000.00

## Relief of Blind

### FINANCIAL AID TO NEEDY BLIND

APPROPRIATION \$575,000.00

Classification	EXPENDITURES				
	Actual Prior Year 1932-33	Actual Current Year To 3-1-1934	Estimated Current Year 1933-34	Requested Fiscal Year 1934-35	Allowed Fiscal Year 1934-35
<b>MAINTENANCE AND OPERATION</b>					
<b>Contributions, Awards and Fixed Obligations</b>					
Relief of Blind.....	\$ 479,615.22	\$ 357,099.92	\$ 589,700.00	\$ 687,500.00	\$ 575,000.00

## Pension for Aged Persons

### FINANCIAL AID FOR NEEDY AGED PERSONS

APPROPRIATION \$1,570,000.00

Classification	EXPENDITURES				
	Actual Prior Year 1932-33	Actual Current Year To 3-1-1934	Estimated Current Year 1933-34	Requested Fiscal Year 1934-35	Allowed Fiscal Year 1934-35
<b>MAINTENANCE AND OPERATION</b>					
<b>Contributions, Awards and Fixed Obligations</b>					
County Aid for Needy Aged Per- sons (A.B. No. 166—Chap. 530— Stat. 1929).....	\$1,271,539.75	\$ 893,601.72	\$1,528,000.00	\$2,000,000.00	\$1,570,000.00

CHARITIES, HOSPITALS AND CORRECTIONS

Cemetery

BURIAL OF POOR

APPROPRIATIONS \$8,460.82

Classification	EXPENDITURES				
	Actual Prior Year 1932-33	Actual Current Year To 3-1-1934	Estimated Current Year 1933-34	Requested Fiscal Year 1934-35	Allowed Fiscal Year 1934-35
<b>SALARIES AND WAGES</b>					
		Rate of Pay			
		A	B	C	
<b>Title of Position</b>					
1 Superintendent (with house).....		\$ 135	\$ 140	\$ 150	\$ 1,636.20
1 Crematory Operator .....		130	135	140	1,527.12
4 Laborers, per day.....		4.50	4.50	4.50	3,523.50
Provided that each laborer holding a position under Item 3 shall receive for the disinterment of bodies of the County Cemetery, extra compensation at the rate of two dollars and fifty cents for each disinterment.					
<b>TOTAL SALARIES AND WAGES</b> .....	\$ 6,741.47	\$ 4,448.88	\$ 6,686.82	\$ 6,686.82	\$ 6,686.82
<b>MAINTENANCE AND OPERATION</b>					
<b>Services Other Than Personal</b>					
Disinterments .....	\$ 2.50	\$	\$ 10.00	\$ 20.00	\$ 20.00
Electricity .....	208.44	131.64	230.00	230.00	230.00
Miscellaneous, N.O.C. ....			5.00	20.00	20.00
Postage .....	5.00	5.00	5.00	5.00	5.00
Repairs and Maintenance, Tools, Devices and Equipment.....	44.45	84.24	125.00	250.00	250.00
Telephone .....	67.80	39.55	70.00	75.00	75.00
Water .....	152.22	94.33	175.00	200.00	200.00
<b>Supplies</b>					
Crematory Supplies .....	15.49	18.64	20.00	20.00	20.00
Fuel Oil .....	658.98	451.70	700.00	700.00	700.00
Gardeners and Agricultural Supplies .....	.69			25.00	25.00
Miscellaneous Supplies, N.O.C.....			20.00	25.00	25.00
Office Supplies, N.O.C.....	3.55	3.71	4.00	4.00	4.00
<b>Maintenance</b>					
Crematory—Maintenance .....	69.67	66.33	75.00	100.00	100.00
Painting Buildings.....	104.83		100.00	100.00	100.00
<b>TOTAL MAINTENANCE AND OPERATION</b> .....	\$ 1,333.62	\$ 895.14	\$ 1,539.00	\$ 1,774.00	\$ 1,774.00
<b>TOTAL CEMETERY</b> .....	\$ 8,075.09	\$ 5,344.02	\$ 8,225.82	\$ 8,460.82	\$ 8,460.82

# Rancho Los Amigos

## CARE OF POOR IN INSTITUTIONS

APPROPRIATIONS \$1,452,555.52

Classification	EXPENDITURES				
	Actual Prior Year 1932-33	Actual Current Year To 3-1-1934	Estimated Current Year 1933-34	Requested Fiscal Year 1934-35	Allowed Fiscal Year 1934-35
<b>SALARIES AND WAGES</b>					
<b>Title of Position</b>	<b>Rate of Pay</b>				
<b>Administration</b>	<b>A</b>	<b>B</b>	<b>C</b>		
1 Asst. Superintendent of Charities and Superintendent of Rancho Los Amigos, house and full maintenance for self and family .....per Annum	\$6,000	\$6,000	\$6,000	\$	5,154.00
1 Asst. Superintendent of Rancho Los Amigos .....F.M.	300	325	350		3,350.16
1 Asst. Superintendent of Rancho Los Amigos .....F.M.	250	275	300		
1 Stenographic Secretary, Grade III .....F.M.	120	125	130		1,418.04
1 Stenographic Secretary, Grade II .....F.M.	110	115	120		1,199.88
<b>Steward</b>					
1 Steward .....F.M.	200	210	225		2,454.36
1 Asst. Steward .....F.M.	125	135	150		1,636.20
1 Utility Man .....F.M.	70	75	80		763.56
1 Utility Man .....F.M.	60	65	70		
<b>Office Manager</b>					
1 Office Manager .....F.M.	180	190	200		2,181.60
1 Sr. Clerk .....F.M.	105	110	115		1,199.88
1 Collector .....F.M.	95	100	105		1,036.32
1 Dictating Machine Operator .....F.M.	75	80	85		
2 Typist-Clerks, Grade III.....F.M.	90	95	100		2,018.04
1 Typist-Clerk, Grade II.....F.M.	75	80	85		818.16
2 Clerks, Grade III .....F.M.	90	95	100		2,127.12
1 Information Clerk and Telephone Operator.....F.M.	90	95	100		1,090.80
2 Relief Information Clerks and Telephone Operators.....per day	4.50	4.50	4.50		2,394.00
2 Stenographers, Grade I, as needed .....F.M.	75	80	85		
<b>Registrar</b>					
1 Registrar .....F.M.	125	130	135		1,472.64
1 Stenographer, Grade II.....F.M.	100	105	110		1,199.88
1 Typist-Clerk, Grade III.....F.M.	90	95	100		1,036.32
<b>Accounting</b>					
1 Jr. Accountant .....F.M.	165	170	175		1,908.96
1 Cashier and Bookkeeper.....F.M.	125	130	135		1,472.64
1 Sr. Bookkeeper .....F.M.	125	130	135		1,472.64
1 Jr. Bookkeeper .....F.M.	90	95	100		981.72
1 Stenographer, Grade II.....F.M.	100	105	110		1,199.88

**CHARITIES, HOSPITALS AND CORRECTIONS**

**RANCHO LOS AMIGOS—Continued**

Classification	EXPENDITURES				
	Actual Prior Year 1932-33	Actual Current Year To 3-1-1934	Estimated Current Year 1933-34	Requested Fiscal Year 1934-35	Allowed Fiscal Year 1934-35
<b>SALARIES AND WAGES—Continued</b>					
Title of Position					
Administration—Continued					
Accounting—Continued					
		Rate of Pay			
		A	B	C	
1 Hollerith Operator, Grade II .....F.M.		\$ 90	\$ 95	\$ 100	\$ 981.72
1 Hollerith Operator, Grade I, as needed .....per day		4.50	4.50	4.50	
<b>Total Administration</b> .....					<b>\$ 40,568.52</b>
Professional Service					
Supervision					
1 Chief Resident Physician ....F.M.		300	325	350	\$ 3,350.16
Medical					
7 Resident Physicians .....F.M.		225	235	250	12,817.20
1 Resident Psychiatrist.....F.M.		225	235	250	2,454.36
1 Supervising Nurse .....F.M.		115	120	125	1,363.56
1 Graduate Nurse.....F.M.		105	110	115	1,254.48
1 Graduate Nurse.....F.M.		95	100	105	1,090.80
1 Orderly, Genito-Urinary.....F.M.		60	65	70	654.48
1 Attending Physician, Eye, Ear, Nose and Throat.....per day		20	20	20	1,040.00
1 Attending Psychiatrist....per day		20	20	20	240.00
1 Attending Urologist .....per day		20	20	20	1,040.00
1 Attending Roentgenologist .....per day		20	20	20	1,040.00
1 Laboratory Technician .....F.M.		115	120	125	1,363.56
Physiotherapy					
1 Physiotherapist .....F.M.		140	140	140	1,527.12
4 Physiotherapy Aids .....F.M.		105	110	115	4,636.08
1 Utility Man .....F.M.		50	55	55	545.40
Hydrotherapy					
1 Hydrotherapy Aid .....F.M.		90	95	100	
1 Orderly .....F.M.		60	65	70	654.48
X-Ray					
1 X-Ray Technician.....F.M.		140	140	140	1,527.12
Dental					
1 Dentist .....F.M.		200	210	225	2,454.36
1 Dental Laboratory Technician .....F.M.		85	90	100	927.24
Pharmacy					
1 Druggist .....F.M.		150	150	150	1,636.20
2 Asst. Druggists .....F.M.		95	100	*105	2,181.72
Medical Office					
1 Typist-Clerk, Grade III.....F.M.		90	95	100	
1 Utility Man .....F.M.		70	75	80	872.64
<b>Total Professional Service</b> .....					<b>\$ 44,670.96</b>

**LOS ANGELES COUNTY BUDGET—1934-35**

**RANCHO LOS AMIGOS—Continued**

Classification	EXPENDITURES				
	Actual Prior Year 1932-33	Actual Current Year To 3-1-1934	Estimated Current Year 1933-34	Requested Fiscal Year 1934-35	Allowed Fiscal Year 1934-35
<b>SALARIES AND WAGES—Continued</b>					
<b>Title of Position</b>	<b>Rate of Pay</b>				
<b>Patient Care Service</b>	<b>A</b>	<b>B</b>	<b>C</b>		
<b>General Ward</b>					
1 Chief Utility Man.....F.M.	\$ 90	\$ 95	\$ 100	\$	981.72
3 Utility Men.....F.M.	70	75	80		2,617.92
5 Utility Men.....F.M.	60	65	70		3,708.72
2 Utility Men, as needed.....F.M.	60	65	70		
1 Skilled Laborer, per day.....F.M.	5.00	5.00	5.00		1,330.00
1 Skilled Laborer, per day.....F.M.	4.25	4.25	4.25		1,130.50
<b>Women's Ward</b>					
1 Matron .....F.M.	100	110	120		1,090.80
1 Graduate Nurse.....F.M.	95	100	105		1,145.40
1 Asst. Matron .....F.M.	80	85	90		981.72
7 Attendants .....F.M.	60	65	70		4,908.84
1 Attendant, as needed .....F.M.	60	65	70		
<b>Total Patient Care Service.....</b>				<b>\$</b>	<b>17,895.62</b>
<b>Nursing Service</b>					
<b>Supervision—Medical Building and Infirmary Wards</b>					
1 Superintendent of Nurses...F.M.	150	160	170	\$	1,854.36
1 Asst. Superintendent of Nurses .....F.M.	120	125	130		1,308.96
<b>Medical Building</b>					
19 Graduate Nurses.....F.M.	95	100	105		10,472.28
4 Graduate Nurses, as needed F.M.	95	100	105		
18 Orderlies .....F.M.	60	65	70		11,780.64
4 Orderlies .....F.M.	60	65	70		1,308.96
42 Attendants .....F.M.	60	65	70		10,853.52
2 Attendants, as needed.....F.M.	60	65	70		
<b>Infirmary Wards</b>					
3 Supervising Nurses .....F.M.	115	120	125		3,981.48
1 Supervising Nurse, as needed .....F.M.	115	120	125		
1 Graduate Nurse.....F.M.	105	110	115		1,199.88
28 Graduate Nurses.....F.M.	95	100	105		30,271.20
4 Graduate Nurses, as needed F.M.	95	100	105		
89 Orderlies .....F.M.	60	65	70		62,613.36
4 Orderlies .....F.M.	60	65	70		
41 Attendants .....F.M.	60	65	70		29,179.56
2 Attendants, as needed.....F.M.	60	65	70		
1 Utility Man .....F.M.	60	65	70		654.48
<b>Psychopathic—Male</b>					
1 Warden .....F.M.	125	130	140		1,527.12
1 Graduate Nurse.....F.M.	105	110	115		1,254.48
7 Asst. Wardens.....F.M.	80	85	90		
12 Orderlies .....F.M.	70	70	70		9,162.72
1 Utilityman .....F.M.	70	75	80		818.16

**CHARITIES, HOSPITALS AND CORRECTIONS**

**RANCHO LOS AMIGOS—Continued**

Classification	EXPENDITURES				
	Actual Prior Year 1932-33	Actual Current Year To 3-1-1934	Estimated Current Year 1933-34	Requested Fiscal Year 1934-35	Allowed Fiscal Year 1934-35
<b>SALARIES AND WAGES—Continued</b>					
Title of Position	Rate of Pay				
<b>Nursing Service—Continued</b>	<b>A</b>	<b>B</b>	<b>C</b>		
<b>Psychopathic—Male—Continued</b>					
14 Utility Men.....F.M.	\$ 60	\$ 65	\$ 70		\$ 9,981.12
2 Utility Men, as needed.....F.M.	60	65	70		300.00
2 Orderlies, as needed.....F.M.	70	70	70		
<b>Psychopathic—Female</b>					
1 Matron .....F.M.	110	120	130		1,418.04
1 Graduate Nurse.....F.M.	105	110	115		1,199.88
7 Asst. Matrons .....F.M.	80	85	90		6,872.04
12 Attendants .....F.M.	60	65	70		8,508.36
3 Attendants, as needed.....F.M.	60	65	70		545.40
<b>Total Nursing Service.....</b>					<b>\$ 207,066.00</b>
<b>Occupational Therapy Service</b>					
1 Occupational Therapist.....F.M.	125	130	140		\$
1 Occupational Therapy Aid, Shoe Mfg. ....F.M.	100	105	110		1,090.80
1 Occupational Therapy Aid, Print Shop .....F.M.	100	105	110		1,090.80
3 Occupational Therapy Aids F.M.	85	90	100		927.24
<b>Total Occupational Therapy Service</b>					<b>\$ 3,108.84</b>
<b>Culinary Service</b>					
<b>General</b>					
1 Chef .....F.M.	175	185	200		\$ 1,908.96
1 Asst. Chef .....F.M.	125	135	150		
1 Stenographer, Grade I .....F.M.	75	80	85		
1 Baker .....F.M.	100	100	100		1,090.80
1 Baker .....F.M.	80	85	90		872.64
1 Meat Cutter .....F.M.	100	105	110		1,090.80
1 Utility Man .....F.M.	60	65	70		654.48
1 Attendant .....F.M.	60	65	70		654.48
<b>Kitchen No. 1</b>					
1 Cook .....F.M.	125	125	125		1,363.56
1 Second Cook .....F.M.	100	105	110		1,199.88
1 Second Cook .....F.M.	100	105	110		
1 Third Cook .....F.M.	75	80	85		872.64
1 Third Cook, as needed.....F.M.	75	80	85		
1 Utility Man .....F.M.	70	75	80		763.56
1 Utility Man .....F.M.	60	65	70		
3 Maids .....F.M.	55	60	60		1,308.96
1 Pot Washer .....F.M.	50	55	55		545.40
1 Pot Washer, as needed.....F.M.	50	55	55		
<b>Kitchen No. 2</b>					
1 Second Cook .....F.M.	100	105	110		1,090.80
1 Third Cook .....F.M.	75	80	85		818.16
1 Third Cook, as needed .....F.M.	75	80	85		
1 Pot Washer .....F.M.	50	55	55		545.40

LOS ANGELES COUNTY BUDGET—1934-35

RANCHO LOS AMIGOS—Continued

Classification	EXPENDITURES				
	Actual Prior Year 1932-33	Actual Current Year To 3-1-1934	Estimated Current Year 1933-34	Requested Fiscal Year 1934-35	Allowed Fiscal Year 1934-35
<b>SALARIES AND WAGES—Continued</b>					
Title of Position					
<b>Culinary Service—Continued</b>					
<b>Kitchen No. 2—Continued</b>					
		Rate of Pay			
		A	B	C	
1 Pot Washer, as needed.....F.M.		\$ 50	\$ 55	\$ 55	\$
39 Maids .....	F.M.	55	60	60	21,380.64
5 Maids, as needed .....	F.M.	55	60	60	654.48
<b>Diet Kitchen</b>					
1 Dietitian .....	F.M.	115	120	125	1,254.48
1 Maid .....	F.M.	55	60	60	
<b>Employees' Kitchen</b>					
1 Cook .....	F.M.	125	125	125	1,363.56
2 Waiters .....	F.M.	55	60	60	654.48
<b>Total Culinary Service.....</b>					<b>\$ 40,088.16</b>
<b>Housekeeping Service</b>					
<b>Employees' Housing</b>					
1 Utility Man .....	F.M.	60	65	70	\$ 763.56
3 Maids .....	F.M.	55	60	60	1,308.96
<b>Institutional Housekeeping</b>					
<b>Administration Bldg.</b>					
1 Utility Man .....	F.M.	60	65	70	654.48
<b>Doctors' Offices</b>					
1 Utility Man .....	F.M.	50	55	55	545.40
<b>General Wards</b>					
4 Utility Men .....	F.M.	60	65	70	2,181.60
2 Utility Men, as needed.....	F.M.	60	65	70	
1 Laborer, per day.....	F.M.	4.50	4.50	4.50	1,200.00
<b>Women's Ward</b>					
1 Utility Man.....	F.M.	60	65	70	763.56
<b>Medical Building</b>					
1 Supervising Housekeeper....	F.M.	85	90	95	927.24
9 Maids .....	F.M.	55	60	60	3,163.44
1 Maid, as needed.....	F.M.	55	60	60	
1 Utility Man.....	F.M.	70	75	80	872.64
10 Utility Men.....	F.M.	50	55	55	2,781.60
2 Utility Men, as needed.....	F.M.	55	60	60	
1 Utility Man, as needed.....	F.M.	50	55	55	
<b>Infirmery Wards</b>					
12 Maids .....	F.M.	55	60	60	7,635.84
2 Maids, as needed.....	F.M.	55	60	60	
10 Utility Men.....	F.M.	50	55	55	5,781.60
1 Utility Man, as needed.....	F.M.	50	55	55	
<b>Psychopathic Wards—Male</b>					
2 Utility Men.....	F.M.	60	65	70	1,527.12
<b>Psychopathic Wards—Female</b>					
2 Utility Men.....	F.M.	60	65	70	1,418.04
<b>Total Housekeeping Service.....</b>					<b>\$ 31,525.08</b>

**CHARITIES, HOSPITALS AND CORRECTIONS**

**RANCHO LOS AMIGOS—Continued**

Classification	EXPENDITURES				
	Actual Prior Year 1932-33	Actual Current Year To 3-1-1934	Estimated Current Year 1933-34	Requested Fiscal Year 1934-35	Allowed Fiscal Year 1934-35
<b>SALARIES AND WAGES—Continued</b>					
<b>Title of Position</b>	<b>Rate of Pay</b>				
<b>Laundry Service</b>	<b>A</b>	<b>B</b>	<b>C</b>		
<b>Laundry</b>					
1 Laundryman .....F.M.	\$ 115	\$ 120	\$ 130 (a)	\$	1,418.04
2 Washermen .....F.M.	85	90	95		1,908.96
1 Washerman, as needed.....F.M.	85	90	95		
1 Laundry Helper.....F.M.	60	65	70		763.56
14 Laundry Helpers.....F.M.	50	55	60		8,235.72
2 Laundry Helpers, as needed .....F.M.	50	55	60		
1 Utility Man.....	60	65	70		654.48
<b>Sewing Room</b>					
1 Asst. Matron.....F.M.	80	85	90		981.72
2 Seamstresses .....F.M.	60	65	70		709.08
2 Seamstresses, as needed.....F.M.	60	65	70		
<b>Total Laundry Service.....</b>				<b>\$</b>	<b>14,671.56</b>
<b>Power and Maintenance Service</b>					
<b>Supervision</b>					
1 Master Mechanic.....F.M.	225	235	250	\$	2,454.36
1 Skilled Laborer, per day.....F.M.	5.00	5.00	5.00		1,330.00
<b>Power Plant</b>					
1 Chief Engineer.....	200	210	225		2,454.36
3 Operating Engineers.....	160	170	175		5,726.88
1 Operating Engineer, as needed....	160	170	175		
1 Relief Engineer and Utility Man	160	170	175		1,908.96
3 Firemen .....	115	120	125		4,090.68
1 Fireman, as needed.....	115	120	125		
1 Laborer, per day.....	4.50	4.50	4.50		1,197.00
1 Utility Man.....F.M.	70	75	80		763.56
<b>Maintenance Group No. I</b>					
1 Steamfitter, .....per day	10	10	10		2,660.00
1 Steamfitter, as needed....per day	10	10	10		
2 Plumbers .....per day	9.00	9.00	9.00		4,788.00
1 Plumber, as needed.....per day	9.00	9.00	9.00		
1 Electrician .....per day	9.00	9.00	9.00		2,394.00
1 Electrician, as needed....per day	9.00	9.00	9.00		1,800.00
1 Machinist, as needed.....per day	8.00	8.00	8.00		
1 Sheet Metal Worker.....per day	9.00	9.00	9.00		2,394.00
2 Utility Men.....F.M.	70	75	80		1,636.20
2 Utility Men.....F.M.	60	65	70		1,363.56
1 Skilled Laborer, per day.....F.M.	5.00	5.00	5.00		1,330.00
2 Laborers .....per day	4.50	4.50	4.50		2,394.00
2 Laborers, as needed.....per day	4.50	4.50	4.50		
<b>Maintenance Group No. II</b>					
7 General Maintenance Men..F.M.	120	125	130		9,653.64
4 General Maintenance Men, as needed.....F.M.	120	125	130		
1 Carpenter, as needed.....per day	8.00	8.00	8.00		
2 Brick Layers, as needed..per day	8.00	8.00	8.00		

**LOS ANGELES COUNTY BUDGET—1934-35**

**RANCHO LOS AMIGOS—Continued**

Classification	EXPENDITURES				
	Actual Prior Year 1932-33	Actual Current Year To 3-1-1934	Estimated Current Year 1933-34	Requested Fiscal Year 1934-35	Allowed Fiscal Year 1934-35
<b>SALARIES AND WAGES—Continued</b>					
<b>Title of Position</b>	<b>Rate of Pay</b>				
	<b>A</b>	<b>B</b>	<b>C</b>		
<b>Power and Maintenance Service—Continued</b>					
<b>Maintenance Group No. II—Continued</b>					
3 Painters .....F.M.	\$ 130	\$ 130	\$ 130		\$ 4,254.12
3 Painters, as needed.....F.M.	130	130	130		
1 Sign Writer and Painter.....F.M.	130	130	130		1,418.04
3 Skilled Laborers, per day....F.M.	5.00	5.00	5.00		3,990.00
3 Skilled Laborers, as needed, per day.....F.M.	5.00	5.00	5.00		
3 Skilled Laborers, as needed, per day.....F.M.	4.25	4.25	4.25		
5 Laborers .....per day	4.50	4.50	4.50		2,394.00
3 Laborers, as needed.....per day	4.50	4.50	4.50		
2 Laborers, per day.....F.M.	2.75	2.75	2.75		1,463.00
2 Laborers, as needed, per day .....F.M.	2.75	2.75	2.75		
3 Laborers, as needed, per day .....F.M.	2.50	2.50	2.50		
<b>Automotive</b>					
1 General Maintenance Man.F.M.	120	125	130		1,308.96
1 Truck Driver.....	135	140	145		1,581.72
1 Laborer .....per day	4.50	4.50	4.50		1,197.00
1 Laborer, as needed.....per day	4.50	4.50	4.50		
1 Laborer, as needed, per day .....F.M.	2.75	2.75	2.75		731.50
<b>Fire Prevention</b>					
1 Fire Prevention Inspector.F.M.	130	140	150		1,418.04
2 Watchmen .....F.M.	85	90	110(b)		2,399.76
2 Watchmen, as needed.....F.M.	85	90	95		
<b>Total Power and Maintenance Service .....</b>					<b>\$ 72,495.34</b>
<b>Grounds and Landscape Service</b>					
1 Gardener .....F.M.	125	130	135		\$ 1,130.50
1 Skilled Laborer, per day.....F.M.	4.25	4.25	4.25		872.64
1 Utility Man.....F.M.	70	75	80		5,852.00
8 Laborers, per day.....F.M.	2.75	2.75	2.75		2,660.00
6 Laborers, per day.....F.M.	2.50	2.50	2.50		
2 Laborers, as needed, per day .....F.M.	2.50	2.50	2.50		
<b>Total Grounds and Landscape Service .....</b>					<b>\$ 10,515.14</b>
<b>Dairy Service</b>					
1 Dairyman .....F.M.	150	160	175		\$ 1,908.96
1 Creamery Man.....F.M.	100	105	110		1,199.88
1 Head Milker.....F.M.	100	105	110		1,199.88
8 Milkers .....F.M.	95	100	105		8,999.52
1 Milker, as needed.....F.M.	95	100	105		
5 Milkers .....F.M.	90	95	100		2,072.52
1 Milker, as needed.....F.M.	90	95	100		

**CHARITIES, HOSPITALS AND CORRECTIONS**

**RANCHO LOS AMIGOS—Continued**

Classification	EXPENDITURES				Allowed Fiscal Year 1934-35
	Actual Prior Year 1932-33	Actual Current Year To 3-1-1934	Estimated Current Year 1933-34	Requested Fiscal Year 1934-35	
<b>SALARIES AND WAGES—Continued</b>					
Title of Position					
Dairy Service—Continued					
	Rate of Pay				
	A	B	C		
3 Dairy Hands.....F.M.	\$ 85	\$ 85	\$ 85		\$ 1,854.48
2 Dairy Hands, as needed.....F.M.	85	85	85		
<b>Total Dairy Service.....</b>					<b>\$ 17,235.24</b>
Farm Service					
Field and Garden					
1 Farmer.....F.M.	135	140	150		\$ 1,636.20
2 Tractor Drivers, per day.....F.M.	5.00	5.00	5.00		1,330.00
2 Skilled Laborers, per day.....F.M.	5.00	5.00	5.00		1,330.00
1 Skilled Laborer, as needed, per day.....F.M.	5.00	5.00	5.00		
1 Skilled Laborer, per day.....F.M.	4.25	4.25	4.25		1,130.50
2 Laborers.....per day	4.50	4.50	4.50		2,394.00
8 Laborers, per day.....F.M.	2.75	2.75	2.75		4,322.50
1 Laborer, as needed, per day .....F.M.	2.75	2.75	2.75		731.50
3 Laborers, as needed, per day .....F.M.	2.50	2.50	2.50		
Stable					
1 Utility Man.....F.M.	60	65	70		763.56
1 Blacksmith, per day.....F.M.	5.00	5.00	5.00		
Poultry					
1 Skilled Laborer, per day.....F.M.	5.00	5.00	5.00		1,330.00
1 Laborer, as needed, per day .....F.M.	2.75	2.75	2.75		55.00
<b>Total Farm Service.....</b>					<b>\$ 15,023.26</b>
Inmate Helpers					
75 Inmate Helpers.....	5.00	5.00	5.00		\$ 3,960.00
300 Inmate Helpers.....	2.50	2.50	2.50		8,130.00
<b>Total Inmate Helpers.....</b>					<b>\$ 12,090.00</b>
Convalescent and Placement Service					
1 Director.....	200	200	200		\$ 2,181.60
2 Physicians.....F.M.	235	235	235		5,126.88
1 Standardizer of Rest Homes and Sanitaria.....	165	170	175		1,799.88
2 Field Visitors.....	140	150	160		3,272.40
3 Sr. Student Visitors.....	120	120	120		3,926.88
1 Stenographer, Grade I.....	115	120	125		1,363.56
1 Clerk, Grade II.....	115	120	125		1,363.56
1 Field Visitor.....per day	4.50	4.50	4.50		1,197.00
8 Sr. Student Visitors.....per day	4.00	4.00	4.00		8,448.00
1 Stenographer, Grade I.....per day	4.00	4.00	4.00		1,064.00
1 Typist-Clerk, Grade II.....per day	4.00	4.00	4.00		1,064.00
<b>Total Convalescent and Placement....</b>					<b>\$ 30,807.76</b>

**LOS ANGELES COUNTY BUDGET—1934-35**

**RANCHO LOS AMIGOS—Continued**

Classification	EXPENDITURES				
	Actual Prior Year 1932-33	Actual Current Year To 3-1-1934	Estimated Current Year 1933-34	Requested Fiscal Year 1934-35	Allowed Fiscal Year 1934-35
<b>SALARIES AND WAGES—Continued</b>					
<b>Title of Position</b>					
Cash in Lieu of Meals and Maintenance .....					\$ 213,215.04
Meals and Other Maintenance Furnished Employees as Compensation .....					28,908.96
(a) Group D—F.M. \$120-125-130, as case may be.					
(b) Group D—F.M. \$100-105-110, as case may be.					
<b>TOTAL SALARIES AND WAGES</b> .....	<b>\$ 865,893.41</b>	<b>\$ 519,309.55</b>	<b>\$ 772,580.48</b>	<b>\$ 800,470.36</b>	<b>\$ 799,885.48</b>
<b>MAINTENANCE AND OPERATION</b>					
<b>Administration</b>					
<b>Services Other Than Personal</b>					
Advertising and Publication of Notices .....	\$ 93.35	\$ 11.15	\$ 470.00	\$	\$
Photographic Services.....	7.53	10.91	15.00		
Postage .....	725.30	299.59	450.00	475.00	475.00
Telegraph and Telephone.....	3,187.26	2,549.92	3,825.00	3,800.00	3,800.00
<b>Supplies</b>					
Office and Drafting.....	2,046.35	1,015.77	1,575.00	1,500.00	1,500.00
Record Books, Papers, Forms and Covers .....	2,408.98	995.33	1,545.00	400.00	400.00
<b>Contributions, Awards and Fixed Obligations</b>					
Assessments .....	309.00				
Rent of Equipment and Machinery	3,116.51	2,038.50	3,060.00	3,060.00	3,060.00
Rent and Taxes.....	25.29		10.00	10.00	10.00
<b>Total Administration</b> .....	<b>\$ 11,919.57</b>	<b>\$ 6,921.17</b>	<b>\$ 10,950.00</b>	<b>\$ 9,245.00</b>	<b>\$ 9,245.00</b>
<b>Professional Care of Patients</b>					
<b>Services Other Than Personal</b>					
Mileage, Employees' Cars.....	\$ 521.73	\$	\$	\$	\$
<b>Supplies</b>					
Drugs and Medicines.....	14,419.99	5,827.47	9,035.00	10,000.00	10,000.00
Medical and Surgical.....	10,627.00	5,811.89	9,010.00	9,000.00	9,000.00
Occupational Therapy.....	11,370.57	4,843.49	8,510.00	7,000.00	7,000.00
X-Ray Supplies and Optical.....	813.04	807.66	1,250.00	1,000.00	1,000.00
Laboratory Supplies.....	239.80	5.00	10.00	100.00	100.00
<b>Total Professional Care of Patients</b> ....	<b>\$ 37,992.13</b>	<b>\$ 17,295.51</b>	<b>\$ 27,815.00</b>	<b>\$ 27,100.00</b>	<b>\$ 27,100.00</b>
<b>Departmental Expense</b>					
<b>Supplies</b>					
Ambulance, Automobile and Truck Operation .....	\$ 6,399.62	\$ 3,493.86	\$ 5,415.00	\$ 7,000.00	\$ 7,000.00
Clothing .....	17,803.88	9,509.84	14,740.00	17,500.00	17,500.00

**CHARITIES, HOSPITALS AND CORRECTIONS**

**RANCHO LOS AMIGOS—Continued**

Classification	EXPENDITURES				
	Actual Prior Year 1932-33	Actual Current Year To 3-1-1934	Estimated Current Year 1933-34	Requested Fiscal Year 1934-35	Allowed Fiscal Year 1934-35
<b>MAINTENANCE AND OPERATION—Continued</b>					
<b>Departmental Expense—Continued</b>					
<b>Supplies—Continued</b>					
Embalming Supplies.....	\$	\$ 225.14	\$ 350.00	\$ 300.00	\$ 300.00
Food Preparing and Serving.....	8,846.88	4,277.83	6,630.00	7,500.00	7,500.00
Household Furnishings.....	16,773.46	12,857.21	19,930.00	18,500.00	18,500.00
Laundry .....	2,340.89	1,456.65	2,260.00	2,500.00	2,500.00
Minor Installations and Changes....					
Provisions:					
Bread .....	11,525.24	7,180.56	11,130.00	11,000.00	11,000.00
Butter .....	4,868.14	2,447.30	3,795.00	4,500.00	4,500.00
Cheese .....	2,401.00	1,093.56	1,695.00	1,800.00	1,800.00
Eggs .....	12,412.39	5,138.52	7,965.00	4,920.00	4,920.00
Fish, Meat and Poultry .....	29,543.63	14,603.15	22,635.00	27,780.00	27,780.00
Flour, Meal and Cereals.....	2,716.49	2,981.75	4,620.00	5,500.00	5,500.00
Fruits and Vegetables.....	18,755.75	14,157.62	21,945.00	11,000.00	11,000.00
Groceries, N.O.C. ....	30,247.20	20,808.21	32,255.00	36,000.00	36,000.00
Ice .....	994.46	653.19	1,015.00	1,015.00	1,015.00
Milk, Cream and Buttermilk.....	63,533.09	40,567.54	62,880.00	2,500.00	2,500.00
Recreational Supplies.....	634.44	502.74	780.00	780.00	780.00
Tobacco and Sundries.....	6,463.95	3,514.52	5,445.00	5,445.00	5,445.00
<b>Total Departmental Expense.....</b>	<b>\$ 236,260.51</b>	<b>\$ 145,469.19</b>	<b>\$ 225,485.00</b>	<b>\$ 165,540.00</b>	<b>\$ 165,540.00</b>
<b>General House and Property Expense</b>					
<b>Services Other Than Personal</b>					
Earthquake Reconstruction.....	\$ 6,977.67	\$ 6,966.18	\$ 11,800.00	\$	\$
Electricity .....	3,943.40	3,214.87	4,825.00	5,000.00	5,000.00
Gas .....	21,510.33	13,348.31	20,025.00	22,000.00	22,000.00
Maintenance of Equipment.....	10,712.22	7,213.86	12,180.00	10,000.00	10,000.00
Maintenance of Buildings.....	18,517.28	12,194.88	20,905.00	18,000.00	18,000.00
Repairs and Maintenance of Roads and Highways.....		130.36	200.00	200.00	200.00
Survey and Preliminary Studies....	40.93				
<b>Supplies</b>					
Agricultural and Garden Supplies	2,837.76	879.72	1,365.00	1,680.00	1,680.00
Fire Protection.....	383.09	126.02	2,195.00	250.00	250.00
Fuel .....		109.15	170.00	170.00	170.00
Operating Supplies and Tools.....	2,532.27	1,654.60	2,565.00	2,500.00	2,500.00
<b>Total General House and Property Expense .....</b>	<b>\$ 67,454.95</b>	<b>\$ 45,837.95</b>	<b>\$ 76,230.00</b>	<b>\$ 59,800.00</b>	<b>\$ 59,800.00</b>
<b>Dairy Expense</b>					
<b>Personal Services Other Than Employees</b>					
Cow Testing.....	\$ 1,023.89	\$ 177.03	\$ 275.00	\$ 275.00	\$ 275.00
Veterinary Expense.....	233.94	283.00	440.00	350.00	350.00
<b>Services Other Than Personal</b>					
Gas and Electricity.....	420.10	269.66	420.00	520.00	520.00
Registering Stock.....	192.33	51.73	80.00	100.00	100.00

LOS ANGELES COUNTY BUDGET—1934-35

RANCHO LOS AMIGOS—Continued

Classification	EXPENDITURES				
	Actual Prior Year 1932-33	Actual Current Year To 3-1-1934	Estimated Current Year 1933-34	Requested Fiscal Year 1934-35	Allowed Fiscal Year 1934-35
<b>MAINTENANCE AND OPERATION—Continued</b>					
<b>Dairy Expense—Continued</b>					
<b>Supplies</b>					
Containers .....	\$ 1,101.57	\$ 414.95	\$ 645.00	\$ 350.00	\$ 350.00
Cost of Raising Young Stock.....	Cr. 13,146.75				
Drugs and Medicines.....	9.30	36.02	55.00	200.00	200.00
Feed Supplies.....	29,865.11	13,049.51	25,225.00	20,000.00	20,000.00
Ice .....	610.94	210.00	325.00	300.00	300.00
<b>Total Dairy Expense.....</b>	<b>\$ 20,310.43</b>	<b>\$ 14,491.90</b>	<b>\$ 27,465.00</b>	<b>\$ 22,095.00</b>	<b>\$ 22,095.00</b>
<b>Garden and Orchard Expense</b>					
<b>Services Other Than Personal</b>					
Auto and Tractor Operation.....	\$ 853.60	\$ 221.75	\$ 345.00	\$ 350.00	\$ 350.00
Board of Unemployed.....	311.80	117.80	120.00		
Irrigating (Electricity) .....	1,007.47	506.39	785.00	500.00	500.00
<b>Supplies</b>					
Agricultural and Garden.....	2,128.98	627.96	975.00	620.00	620.00
<b>Total Garden and Orchard Expense..</b>	<b>\$ 4,301.85</b>	<b>\$ 1,473.90</b>	<b>\$ 2,225.00</b>	<b>\$ 1,470.00</b>	<b>\$ 1,470.00</b>
<b>Field Crop Expense</b>					
<b>Services Other Than Personal</b>					
Board of Unemployed.....	\$ 94.60	\$ 55.00	\$ 55.00	\$	\$
Electricity .....	363.82	200.00	300.00	300.00	300.00
<b>Supplies</b>					
Agricultural and Garden.....	324.25	255.90	395.00	250.00	250.00
Auto and Tractor Operation.....		94.99	150.00	150.00	150.00
Miscellaneous Services, N.O.C.....	33.68				
Operating Supplies and Tools.....	103.20	17.22	25.00	50.00	50.00
<b>Total Field Crop Expense.....</b>	<b>\$ 919.55</b>	<b>\$ 623.11</b>	<b>\$ 925.00</b>	<b>\$ 750.00</b>	<b>\$ 750.00</b>
<b>Stable Expense</b>					
<b>Services Other Than Personal</b>					
Insurance .....	\$	\$ 225.00	\$ 350.00	\$	\$
Registration .....	138.00	2.00	60.00		
Veterinarian .....	190.10	165.75	255.00		
<b>Supplies</b>					
Feed and Supplies.....	6,396.65	471.15	3,730.00	1,000.00	1,000.00
Stable Expense.....	1,158.83	260.29	405.00	350.00	350.00
Cost of Raising Stock.....	Cr. 1,040.00				
<b>Total Stable Expense.....</b>	<b>\$ 6,843.58</b>	<b>\$ 1,124.19</b>	<b>\$ 4,800.00</b>	<b>\$ 1,350.00</b>	<b>\$ 1,350.00</b>
<b>Hog Yard and Sheep Expense</b>					
<b>Services Other Than Personal</b>					
Registration .....	\$ 55.96	\$ 10.00	\$ 60.00	\$ 60.00	\$ 60.00
Selling Expense.....	173.00	116.93	180.00	200.00	200.00
Veterinarians .....	34.60	6.00	10.00	25.00	25.00
<b>Supplies</b>					
Cost of Raising Young Stock.....	Cr. 422.50				
Feed and Supplies.....	328.97	136.75	210.00	250.00	250.00
<b>Total Hog Yard and Sheep Expense</b>	<b>\$ 170.03</b>	<b>\$ 269.68</b>	<b>\$ 460.00</b>	<b>\$ 535.00</b>	<b>\$ 535.00</b>

**CHARITIES, HOSPITALS AND CORRECTIONS**

**RANCHO LOS AMIGOS—Continued**

Classification	EXPENDITURES				
	Actual Prior Year 1932-33	Actual Current Year To 3-1-1934	Estimated Current Year 1933-34	Requested Fiscal Year 1934-35	Allowed Fiscal Year 1934-35
<b>MAINTENANCE AND OPERATION—Continued</b>					
<b>Poultry Yard Expense</b>					
Feed and Supplies.....\$	6,203.78	\$ 1,653.17	\$ 4,560.00	\$ 4,560.00	\$ 4,560.00
<b>Convalescent and Placement Bureau Services Other Than Personal</b>					
Ambulance Service.....\$		\$	\$	\$ 4,500.00	\$ 4,500.00
Cartage .....				100.00	100.00
Food and Lodging—Field Workers				65.00	65.00
Mileage, Employees' Cars.....				5,700.00	5,700.00
Postage .....				150.00	150.00
Repairs and Maintenance—Tools, Devices and Equipment.....				15.00	15.00
Telegraph .....				950.00	950.00
Telephone .....				950.00	950.00
<b>Supplies</b>					
Drugs and Medicines.....				2,000.00	2,000.00
Embalming Supplies and Burial...				3,000.00	3,000.00
Medical and Surgical Supplies.....				500.00	500.00
Office and Drafting Supplies.....				250.00	250.00
Record Books, Papers, Forms and Covers .....				250.00	250.00
<b>Contributions, Awards and Fixed Obligations</b>					
Board and Care—Indigents.....				285,680.00	285,680.00
Clothing—Indigents .....				350.00	350.00
<b>Total Convalescent and Placement Bureau .....</b>	<b>\$</b>	<b>\$</b>	<b>\$</b>	<b>\$ 304,460.00</b>	<b>\$ 304,460.00</b>
<b>TOTAL MAINTENANCE AND OPERATION .....</b>	<b>\$ 392,376.38</b>	<b>\$ 235,159.77</b>	<b>\$ 380,915.00</b>	<b>\$ 596,905.00</b>	<b>\$ 596,905.00</b>
Less Meals and Other Maintenance Furnished Employees as Compen- sation .....	36,450.74	15,763.31	23,460.00	28,908.96	28,908.96
<b>TOTAL MAINTENANCE AND OPERATION (NET).....</b>	<b>\$ 355,925.64</b>	<b>\$ 219,396.46</b>	<b>\$ 357,455.00</b>	<b>\$ 567,996.04</b>	<b>\$ 567,996.04</b>
<b>CAPITAL OUTLAY</b>					
<b>Equipment</b>					
Agricultural .....	386.61	\$ 125.12	\$ 360.00	\$ 250.00	\$ 250.00
1 Hand Seeder.....\$ 26.00					
1 Sickle Attachment..... 93.00					
Sundries .....	131.00				
Books .....	55.95	3.00	50.00	154.00	154.00
Cleaning and Caretaking.....		18.96	200.00	11,942.00	11,942.00
1 Washer .....	\$9,029.00				
1 Flat Work Ironer..... 2,713.00					
Sundries .....	200.00				

**LOS ANGELES COUNTY BUDGET—1934-35**

**RANCHO LOS AMIGOS—Continued**

Classification	EXPENDITURES				
	Actual Prior Year 1932-33	Actual Current Year To 3-1-1934	Estimated Current Year 1933-34	Requested Fiscal Year 1934-35	Allowed Fiscal Year 1934-35
<b>CAPITAL OUTLAY—Continued</b>					
<b>Equipment—Continued</b>					
Distilling and Refining.....\$	1,979.52	\$ 48.91	\$ 1,270.00	\$ 2,407.00	\$ 2,407.00
Food Preparing and Serving.....	3,270.36		1,675.00	2,407.00	2,407.00
1 Food Cutter.....\$ 645.00					
2 Aluminum Kettles..... 1,026.00					
1 Coffee Urn ..... 333.00					
1 Truck ..... 103.00					
Sundries ..... 300.00					
Fire Fighting.....	148.12		250.00	150.00	150.00
Sundry Equipment .....\$ 150.00					
Furniture and Furnishings.....	3,248.07	956.53	2,062.00	3,758.00	3,758.00
2 Elec. Refrigerators.....\$1,128.00					
Filing Cabinets..... 747.00					
Portable Shelving..... 350.00					
2 Barbers' Chairs..... 103.00					
Wheel Chairs..... 1,230.00					
Sundries ..... 200.00					
Fumigating, Disinfecting and Pest Extermination .....		135.30	200.00	226.00	226.00
1 Power Sprayer.....\$ 226.00					
Garage .....	135.45		100.00	100.00	100.00
Garage Equipt.,N.O.C.....\$ 100.00					
Harness, Saddlery and Stable.....			95.00	50.00	50.00
Sundries .....\$ 50.00					
Heat, Light and Power.....	5,423.24	330.83	548.00	4,321.00	4,321.00
Fans .....\$ 431.00					
Suction Fan..... 513.00					
Ventilating Fans..... 1,205.00					
Boiler Feed Water Heat- er and Pump ..... 231.00					
Bending Brake..... 513.00					
Centrifugal Pump..... 1,025.00					
Pressure Blower..... 103.00					
Sundries ..... 300.00					
Hoisting, Shifting and Loading Equipment .....				360.00	360.00
Chain hoist w/tripod.....\$ 103.00					
Surge Tank and Pump.... 257.00					
Land Vehicles .....	384.40		245.00	200.00	200.00
Misc. Eq. as needed.....\$ 200.00					
Lawn and Garden.....	141.86	45.50	475.00	100.00	100.00
Sundries .....\$ 100.00					

**CHARITIES, HOSPITALS AND CORRECTIONS**

**RANCHO LOS AMIGOS—Continued**

Classification	EXPENDITURES				
	Actual Prior Year 1932-33	Actual Current Year To 3-1-1934	Estimated Current Year 1933-34	Requested Fiscal Year 1934-35	Allowed Fiscal Year 1934-35
<b>CAPITAL OUTLAY—Continued</b>					
<b>Equipment—Continued</b>					
Live Stock.....	\$ 14,944.96	\$	\$	\$ 1,102.00	\$ 1,102.00
Ram .....	\$ 77.00				
Bull .....	1,025.00				
Measuring and Observing.....	2,144.73	85.74	225.00	52.00	52.00
Scales .....	\$ 52.00				
Medical, Surgical and Veterinary..	413.27		125.00	2,229.00	2,229.00
Diathermy .....	\$ 872.00				
Infra Red Lights.....	123.00				
Generator .....	579.00				
Misc. Exercising Equipt. for Muscfe Training.....	150.00				
Fracture Frames.....	300.00				
Surgical Insts.....	205.00				
Metal Working.....	1,181.00	130.09	250.00	405.00	405.00
Hack Saw.....	\$ 155.00				
Sundries .....	250.00				
Miscellaneous .....	1,059.32				
Motor Vehicles .....	57.50		1,942.00	4,000.00	4,000.00
Fire Truck.....	\$4,000.00				
Non-metallic Mineral Working.....	32.07	28.83	200.00	200.00	200.00
Sundries .....	\$ 200.00				
Office Eq. Other Than Furniture....	758.52	14.35	325.00	100.00	100.00
Sundry Office Eq.....	\$ 100.00				
Park Equipment.....	424.71			200.00	200.00
Park Benches.....	\$ 200.00				
Picture Taking and Exhibiting.....			425.00		
Printing, Fibre, Cloth and Leather Working.....	76.57	106.27	400.00	1,694.00	1,694.00
Printing Press.....	\$1,694.00				
Production and Construction.....	36.47	31.94	200.00	200.00	200.00
Sundries .....	\$ 200.00				
Telegraph, Telephone and Other Signalling Apparatus.....	396.90	172.75	200.00	150.00	150.00
Sundries .....	\$ 150.00				
<b>Total Equipment.....</b>	<b>\$ 36,699.60</b>	<b>\$ 2,234.12</b>	<b>\$ 11,822.00</b>	<b>\$ 34,350.00</b>	<b>\$ 34,350.00</b>
<b>Structural and Non-structural Improvements</b>					
Additions and Betterments to Misc. Buildings.....	\$ 1,404.30	\$ 104.00	\$ 2,950.00	\$ 10,620.00	\$ 10,620.00

**LOS ANGELES COUNTY BUDGET—1934-35**

**RANCHO LOS AMIGOS—Continued**

Classification	EXPENDITURES				
	Actual Prior Year 1932-33	Actual Current Year To 3-1-1934	Estimated Current Year 1933-34	Requested Fiscal Year 1934-35	Allowed Fiscal Year 1934-35
<b>CAPITAL OUTLAY—Continued</b>					
<b>Structural and Non-structural Improvements—Continued</b>					
Corrals and Roads—Improving.....	\$ 546.37	\$	\$ 250.00	\$ 200.00	\$ 200.00
Drainage and Reclamation.....	3,000.00		300.00	1,000.00	1,000.00
Electric Power Line Extension.....			170.00	200.00	200.00
Fences .....	822.79		125.00	200.00	200.00
Garages, Sheds and Barns—Im- provements .....	1,205.00			4,400.00	4,400.00
Implement, Machinery and Tool Sheds .....	545.49				
Incinerator .....			200.00	5,800.00	5,800.00
Infirmary Group.....	1,637.81	486.00	1,800.00		
Irrigation System.....	978.25				
Kitchen and Dining Room Im- provements .....	658.23		840.00		
Laundry and Power House Exten- sion .....				8,365.00	8,365.00
Lawn Sprinkler System.....			100.00	300.00	300.00
Manure Pit—Concrete.....			800.00		
Poultry Yard Buildings.....	1,053.93		200.00		
Roads, Walks and Curbs.....	717.10		2,000.00	3,050.00	3,050.00
Utility Building.....	19,529.33		142.00		
Sewerage System.....	56.21		428.00	390.00	390.00
Sprinkler System—Fire Protection			895.00		
Street Lighting System.....			500.00	300.00	300.00
Telephone Cables and Extensions..	149.72		350.00	100.00	100.00
Utilities Extension.....	169.25		580.00	8,699.00	8,699.00
Water Supply and Fire Protection	5,227.25		8,872.00		
Watering Trough and Feed Racks	200.00				
Wells, Tanks and Towers.....	294.42	16.23	17.00	6,700.00	6,700.00
<b>Total Structural and Non-structural Improvements .....</b>	<b>\$ 38,195.45</b>	<b>\$ 606.23</b>	<b>\$ 21,519.00</b>	<b>\$ 50,324.00</b>	<b>\$ 50,324.00</b>
<b>TOTAL CAPITAL OUTLAY.....</b>	<b>\$ 74,895.05</b>	<b>\$ 2,840.35</b>	<b>\$ 33,341.00</b>	<b>\$ 84,674.00</b>	<b>\$ 84,674.00</b>
<b>TOTAL RANCHO LOS AMIGOS.....</b>	<b>\$1,296,714.10</b>	<b>\$ 741,546.36</b>	<b>\$1,163,376.48</b>	<b>\$1,453,140.40</b>	<b>\$1,452,555.52</b>

CHARITIES, HOSPITALS AND CORRECTIONS

General Hospital

CARE AND TREATMENT OF SICK AND DISABLED

APPROPRIATIONS \$5,500,000.00

Classification	EXPENDITURES				
	Actual Prior Year 1932-33	Actual Current Year To 3-1-1934	Estimated Current Year 1933-34	Requested Fiscal Year 1934-35	Allowed Fiscal Year 1934-35
<b>SALARIES AND WAGES</b>					
Title of Position	Rate of Pay				
<b>GENERAL ADMINISTRATION</b>	<b>A</b>	<b>B</b>	<b>C</b>		
<b>Administration</b>					
1 Asst. Superintendent of Charities and Executive Superintendent of the Hospital, house and F.M. for self and family..... .....per Annum	\$8,000	\$8,000	\$8,000	\$	6,472.00
1 Asst. Superintendent, per annum .....3M.	5,000	5,000	5,000		4,295.04
1 Steward .....3M.	300	325	350		3,092.40
1 Office Manager .....	225	235	250		2,454.36
1 Technical Assistant, Mechanical .....1M.	225	235	250		2,454.36
1 Field Secretary .....	200	200	200		
1 Secretary to Superintendent.....	150	155	160		1,690.80
1 Stenographic Secretary, Grade II .....	150	155	160		1,745.28
2 Stenographers, Grade II.....	130	135	140		2,836.08
2 Stenographers, Grade I.....	115	120	125		2,508.96
1 Superintendent of Nurses...F.M.	200	225	250		2,727.00
1 Asst. Superintendent of Nurses .....F.M.	165	175	185		2,018.04
3 2nd Asst. Superintendent of Nurses .....F.M.	130	140	150		4,690.44
2 Night Superintendents of Nurses .....F.M.	130	140	150		3,054.24
<b>Total Administration .....</b>				<b>\$</b>	<b>40,039.00</b>
<b>Accounts and Records</b>					
1 Chief Clerk.....	180	190	200	\$	2,072.52
1 Cost Accountant .....	180	190	200		1,963.44
1 Sr. Bookkeeper and Cashier.....	165	170	175		1,908.96
1 Sr. Bookkeeper .....	165	170	175		1,908.96
1 Bookkeeping Machine Operator	155	160	165		1,690.80
2 Asst. Bookkeeping Machine Operators .....	145	150	155		3,163.44
3 Cost Clerks .....	145	150	155		4,745.16
3 Payroll Clerks .....	145	150	155		4,516.08
1 Property Clerk .....	145	150	155		1,581.72
1 Sr. Clerk .....	145	150	155		1,581.72
1 Requisition Clerk .....	130	135	140		1,527.12
5 Clerks, Grade III .....	130	135	140		7,526.52
2 Comptometer Operator Clerks, Grade II .....	130	135	140		2,945.16
2 Comptometer Operator Clerks, Grade I .....	115	120	125		2,508.96
1 Hollerith Operator, Grade II.....	130	135	140		1,418.04

**LOS ANGELES COUNTY BUDGET—1934-35**

**GENERAL HOSPITAL—Continued**

Classification	EXPENDITURES				
	Actual Prior Year 1932-33	Actual Current Year To 3-1-1934	Estimated Current Year 1933-34	Requested Fiscal Year 1934-35	Allowed Fiscal Year 1934-35
<b>SALARIES AND WAGES—Continued</b>					
<b>Title of Position</b>	<b>Rate of Pay</b>				
<b>GENERAL ADMINISTRATION—Continued</b>	<b>A</b>	<b>B</b>	<b>C</b>		
<b>Accounts and Records—Continued</b>					
3 Clerks, Grade II.....	\$ 115	\$ 120	\$ 125	\$	3,927.00
3 Typist-Clerks, Grade II.....	115	120	125		3,817.92
5 Typist-Clerks, Grade I.....	100	105	110		5,508.60
2 Office Boys.....1M.	60	60	60 (a)		1,308.96
<b>Total Accounts and Records.....</b>				<b>\$</b>	<b>55,621.08</b>
<b>Medical Record and Audit</b>					
3 Registrars.....	165	170	175	\$	5,617.80
1 Stenographic Secretary, Grade II, and Notary.....	150	155	160		1,636.20
5 Supervising Clerks.....	145	150	155		8,235.84
1 Stenographic Secretary, Grade I.....	140	145	150		1,636.20
13 Clerks, Grade III.....	130	135	140		18,979.92
1 Hollerith Operator, Grade II.....	130	135	140		1,418.04
2 Hollerith Operators, Grade I.....	115	120	125		2,508.96
5 Admitting Clerks.....	130	135	140		7,472.04
24 Clerks, Grade II.....	115	120	125		31,252.56
17 Clerks, Grade I.....	100	105	110		18,707.28
3 Stenographers, Grade II.....	130	135	140		4,254.12
8 Stenographers, Grade I.....	115	120	125		10,144.92
12 Typist-Clerks, Grade II.....	115	120	125		15,435.36
19 Typist-Clerks, Grade I.....	100	105	110		20,779.80
2 Messengers.....F.M.	50	55	60		1,090.80
34 Office Boys.....1M.	60	60	60 (a)		22,252.32
5 Clerks, Grade II, or Typist-Clerks, Grade II, or Stenographers, Grade I, as needed, per day.....	4.50	4.50	4.50		5,872.50
15 Clerks, Grade I, or Typist-Clerks, Grade I, as needed, per day.....	4.00	4.00	4.00		15,660.00
<b>Total Medical Record and Audit.....</b>				<b>\$</b>	<b>192,954.66</b>
<b>TOTAL GENERAL ADMINISTRATION.....</b>				<b>\$</b>	<b>288,614.74</b>
<b>SOCIAL SERVICE</b>					
<b>Hospital</b>					
1 Director of Hospital Social Service.....	180	190	200	\$	2,181.60
1 Asst. Director of Hospital Social Service.....	175	175	175		1,908.96
22 Medical Social Workers.....	140	150	160		35,560.08
10 Sr. Asst. Medical Social Workers.....	120	120	120		13,089.60
3 Jr. Asst. Medical Social Workers.....	100	100	100		3,272.40
2 Clerks, Grade III.....	130	135	140		2,836.08
4 Clerks, Grade II.....	115	120	125		5,126.88
2 Clerks, Grade I.....	100	105	110		2,181.60
1 Typist-Clerk, Grade II.....	115	120	125		1,254.48

**CHARITIES, HOSPITALS AND CORRECTIONS**

**GENERAL HOSPITAL—Continued**

Classification	EXPENDITURES				
	Actual Prior Year 1932-33	Actual Current Year To 3-1-1934	Estimated Current Year 1933-34	Requested Fiscal Year 1934-35	Allowed Fiscal Year 1934-35
<b>SALARIES AND WAGES—Continued</b>					
<b>Title of Position</b>	<b>Rate of Pay</b>				
<b>SOCIAL SERVICE—Continued</b>	<b>A</b>	<b>B</b>	<b>C</b>		
<b>Hospital—Continued</b>					
13 Typist-Clerks, Grade I.....	\$ 100	\$ 105	\$ 110		\$ 14,180.40
4 Stenographers, Grade I.....	115	120	125		5,127.00
9 Clerks (A.R.W.) .....per day	3.20	3.20	3.20		7,516.80
17 Student Visitors (A.R.W.), .....per day	3.20	3.20	3.20		14,198.40
<b>Total Hospital</b> .....					<b>\$ 108,434.28</b>
<b>Curative Clinics</b>					
11 Medical Social Workers.....	140	150	160		\$ 17,452.80
17 Stenographers, Grade I.....	115	120	125		13,799.28
10 Stenographers (A.R.W.), .....per day	3.20	3.20	3.20		8,352.00
1 Clerk (A.R.W.) .....per day	3.20	3.20	3.20		835.20
1 Student Visitor (A.R.W.), .....per day	3.20	3.20	3.20		835.20
<b>Total Curative Clinics</b> .....					<b>\$ 41,274.48</b>
<b>Maternity Service</b>					
1 Medical Social Worker.....	140	150	160		\$ 1,527.12
1 Stenographer, Grade I.....	115	120	125		1,254.48
1 Stenographer (A.R.W.), per day	3.20	3.20	3.20		835.20
<b>Total Maternity Service</b> .....					<b>\$ 3,616.80</b>
<b>Contract Clinics</b>					
2 Medical Social Workers.....	140	150	160		\$ 3,163.32
3 Jr. Asst. Medical Social Workers	100	100	100		3,272.40
1 Typist-Clerk, Grade I.....	100	105	110		1,090.80
<b>Total Contract Clinics</b> .....					<b>\$ 7,526.52</b>
<b>TOTAL SOCIAL SERVICE</b> .....					<b>\$ 160,852.08</b>
<b>SERVICE DIVISIONS</b>					
<b>Culinary</b>					
1 Asst. Steward .....3M.	225	225	225		\$ 2,454.36
8 Cooks .....F.M.	140	145	150		12,435.12
9 Cooks .....F.M.	110	115	125		10,853.52
6 Second Cooks.....F.M.	125	130	135		8,399.52
1 Night Cook.....F.M.	85	90	95		927.24
3 Cooks .....F.M.	75	80	85		2,454.48
7 Order Cooks.....F.M.	75	80	85		5,727.12
9 Cooks .....F.M.	65	70	70		6,381.72
1 Chief Dietitian .....F.M.	140	145	150		1,636.20
6 Dietitians .....F.M.	115	120	125		7,854.12
3 Post-Graduate Dietitians....F.M.	10	10	10		327.24
6 Student Dietitians to serve without compensation.					
80 Diet Kitchen Maids.....	80	85	85		71,230.80
2 Bakers .....F.M.	125	125	125		2,727.12
1 Chief Dishwasher .....F.M.	80	85	90		981.72

**LOS ANGELES COUNTY BUDGET—1934-35**

**GENERAL HOSPITAL—Continued**

Classification	EXPENDITURES				
	Actual Prior Year 1932-33	Actual Current Year To 3-1-1934	Estimated Current Year 1933-34	Requested Fiscal Year 1934-35	Allowed Fiscal Year 1934-35
<b>SALARIES AND WAGES—Continued</b>					
<b>Title of Position</b>	<b>Rate of Pay</b>				
<b>SERVICE DIVISIONS—Continued</b>	<b>A</b>	<b>B</b>	<b>C</b>		
<b>Culinary—Continued</b>					
4 Dishwashers .....F.M.	\$ 75	\$ 80	\$ 80	\$	3,327.12
1 Butcher .....F.M.	75	85	100		818.16
3 Supervising Waitresses.....F.M.	75	80	85		2,672.64
10 Waitresses .....F.M.	65	70	70		7,417.68
28 Waitresses .....F.M.	60	65	65		18,707.64
25 Waitresses .....F.M.	55	60	60		15,108.96
7 Waitresses .....F.M.	50	55	55		3,817.80
8 Waitresses .....F.M.	45	50	50		3,927.36
5 Kitchen Helpers .....F.M.	65	70	70		3,763.32
17 Kitchen Helpers .....F.M.	60	65	65		11,562.96
16 Kitchen Helpers .....F.M.	55	60	60		10,090.32
54 Kitchen Helpers .....F.M.	50	55	55		29,615.40
50 Kitchen Helpers .....F.M.	45	50	50		24,600.48
15 Kitchen Helpers, as needed .....per day	3.20	3.20	3.20		12,528.00
<b>Total Culinary.....</b>				<b>\$</b>	<b>282,348.12</b>
<b>Dental Laboratory</b>					
1 Dentist .....F.M.	250	275	300	\$	3,092.40
2 Asst. Dentists.....F.M.	175	185	200		4,090.56
1 Asst. Dentist, half-time .....	87.50	92.50	100		954.48
1 Technician .....F.M.	115	120	125		1,254.48
<b>Total Dental Laboratory.....</b>				<b>\$</b>	<b>9,391.92</b>
<b>Garage</b>					
1 Chief Ambulance Man .....	145	150	155	\$	1,690.80
17 Ambulance Men .....	135	140	145		25,689.24
4 Ambulance Men, as needed, .....per day	6.00	6.00	6.00		6,264.00
<b>Total Garage.....</b>				<b>\$</b>	<b>33,644.04</b>
<b>Grounds and Landscaping</b>					
1 Head Gardener .....	155	160	165	\$	1,799.88
6 Gardeners .....	115	120	125		7,854.12
7 Gardener Helpers.....F.M.	65	70	75		5,072.52
<b>Total Grounds and Landscaping.....</b>				<b>\$</b>	<b>14,726.52</b>
<b>Housekeeping</b>					
1 Asst. Steward in charge of housekeeping and utility serv- ice .....3M.	225	235	250	\$	2,454.36
1 Overseer of Buildings and Grounds .....F.M.	125	135	150		1,363.56
3 House Mothers .....F.M.	95	100	110		3,599.64
2 Matrons .....F.M.	80	85	90		1,854.36
3 Asst. Matrons .....F.M.	65	70	75		2,181.72
140 Ward Maids .....	80	85	85		123,971.40
8 Ward Maids .....F.M.	55	60	60		5,126.88

**CHARITIES, HOSPITALS AND CORRECTIONS**

**GENERAL HOSPITAL—Continued**

Classification	EXPENDITURES				
	Actual Prior Year 1932-33	Actual Current Year To 3-1-1934	Estimated Current Year 1933-34	Requested Fiscal Year 1934-35	Allowed Fiscal Year 1934-35
<b>SALARIES AND WAGES</b>					
<b>Title of Position</b>	<b>Rate of Pay</b>				
<b>SERVICE DIVISIONS—Continued</b>	<b>A</b>	<b>B</b>	<b>C</b>		
<b>Housekeeping—Continued</b>					
2 Ward Maids ..... F.M.	\$ 50	\$ 55	\$ 55		\$ 1,090.80
10 Utility Men ..... F.M.	85	90	95		9,272.40
6 Utility Men ..... F.M.	80	85	85		5,290.44
4 Utility Men ..... F.M.	70	75	80		3,163.32
10 Utility Men ..... F.M.	65	70	70		7,472.16
45 Utility Men ..... F.M.	60	65	65		30,434.40
65 Utility Men ..... F.M.	55	60	60		39,871.68
75 Utility Men ..... F.M.	50	55	55		41,178.00
25 Utility Men ..... F.M.	45	50	50		12,327.48
8 Utility Men ..... F.M.	40	45	45		3,490.56
5 Utility Men ..... F.M.	25	25	25		1,363.80
17 Utility Men, as needed...per day	3.20	3.20	3.20		14,198.40
4 Window Cleaners ..... F.M.	75	80	85		3,272.64
7 Floor Scrubbers ..... F.M.	75	80	85		5,727.12
10 Floor Polishers ..... F.M.	65	70	75		7,145.28
27 Elevator Operators ..... F.M.	70	75	80 (b)		21,325.32
30 Elevator Attendants ..... F.M.	50	55	55		16,362.00
<b>Total Housekeeping</b>					<b>\$ 363,537.72</b>
<b>Laundry and Linen</b>					
1 Laundry Manager.....	235	245	260		\$ 2,563.44
1 Laundry Foreman.....	150	155	160		1,636.20
1 Washerman .....	125	130	140		1,418.04
1 Washerman .....	115	120	125		1,254.48
4 Laundry Helpers..... F.M.	80	85	90		3,599.64
4 Laundry Helpers..... F.M.	75	80	85		3,381.72
3 Laundry Helpers..... F.M.	70	75	80		2,508.96
7 Laundry Helpers..... F.M.	65	70	75		5,235.96
15 Laundry Helpers..... F.M.	60	65	65		10,199.40
3 Laundry Helpers..... F.M.	55	60	65		1,800.00
20 Laundry Helpers..... F.M.	50	55	55		11,617.80
12 Laundry Helpers..... F.M.	45	50	50		6,217.92
60 Laundry Helpers..... F.M.	40	45	45		27,271.20
25 Laundry Helpers..... F.M.	30	35	35		8,235.60
5 Laundry Helpers, as needed .....per day	3.20	3.20	3.20		4,176.00
1 Overseer of Linens..... F.M.	115	120	125		1,363.56
11 Linen Room Helpers..... F.M.	50	60	65		6,163.08
11 Linen Room Helpers..... F.M.	40	45	50		5,017.80
2 Linen Room Helpers, as needed .....per day	3.20	3.20	3.20		1,670.40
1 Seamstress .....	100	105	110		1,199.88
13 Seamstresses .....	90	95	100		13,689.60
<b>Total Laundry and Linen</b>					<b>\$ 120,220.68</b>
<b>Mechanical</b>					
1 Asst. Steward, in charge of Property and Storerooms.....	225	250	275		\$ 2,454.36
1 Asst. Property Man .....	145	150	155		1,581.72

LOS ANGELES COUNTY BUDGET—1934-35

GENERAL HOSPITAL—Continued

Classification	EXPENDITURES				
	Actual Prior Year 1932-33	Actual Current Year To 3-1-1934	Estimated Current Year 1933-34	Requested Fiscal Year 1934-35	Allowed Fiscal Year 1934-35
<b>SALARIES AND WAGES—Continued</b>					
<b>Service Divisions—Continued</b>					
<b>Mechanical—Continued</b>					
	Rate of Pay				
	A	B	C		
1 Asst. Property Man, Locks and Keys .....	\$ 145	\$ 150	\$ 155	\$	1,581.72
1 Property Clerk .....	145	150	155		1,581.72
1 Stationery Clerk .....	130	135	140		1,418.04
1 Clerk, Grade I .....	100	105	110		1,090.80
1 Property Clerk .....	125	130	135		1,363.56
3 Property Helpers .....F.M.	80	85	90		2,727.00
5 Property Helpers .....F.M.	65	70	75		3,654.48
3 Property Helpers.....per day	3.20	3.20	3.20		2,505.60
1 Chief Engineer .....	225	235	250		2,727.00
1 Asst. Chief Engineer .....	225	225	225		2,454.36
8 Operating Engineers .....	160	170	175		14,289.60
1 Chief Maintenance Man .....	180	190	200		1,963.44
5 Firemen .....	125	130	135		6,926.88
1 Working Foreman Carpenter .....					
.....per day	9.00	9.00	9.00		2,349.00
7 Carpenters .....					
.....per day	8.00	8.00	8.00		14,616.00
1 Working Foreman Electrician .....					
.....per day	10.00	10.00	10.00		2,610.00
6 Electricians, First Class.....per day	9.00	9.00	9.00		14,094.00
2 Electrician Helpers.....per day	6.00	6.00	6.00		3,132.00
1 Working Foreman Plumber .....					
.....per day	10.00	10.00	10.00		2,610.00
4 Plumbers, First Class.....per day	9.00	9.00	9.00		9,396.00
2 Plumber Improvers.....per day	6.50	6.50	6.50		3,393.00
1 Working Foreman Painter .....					
.....per day	9.00	9.00	9.00		2,349.00
6 Painters .....	8.00	8.00	8.00		12,528.00
1 Steamfitter .....	10.00	10.00	10.00		2,610.00
1 Steamfitter Improver .....	7.50	7.50	7.50		1,957.50
2 Machinists for General Maintenance .....					
.....per day	8.00	8.00	8.00		4,176.00
2 Sheet Metal Workers.....per day	9.00	9.00	9.00		4,698.00
1 Elevator Maintenance Man .....					
.....per day	8.00	8.00	8.00		2,088.00
1 Locksmith .....	8.00	8.00	8.00		2,088.00
8 Skilled Laborers .....	5.00	5.00	5.00		10,440.00
5 Laborers .....	4.50	4.50	4.50		5,872.50
12 Laborers .....	4.00	4.00	4.00		12,528.00
3 Laborers .....	3.50	3.50	3.50		2,740.50
3 Laborers, as needed.....per day	3.20	3.20	3.20		2,505.60
<b>Total Mechanical.....</b>				<b>\$</b>	<b>167,101.38</b>
<b>Mortuary</b>					
2 Mortuary Clerks .....	145	150	155	\$	3,217.92
1 Typist-Clerk, Grade II.....	115	120	125		1,254.48
1 Morgue Attendant .....F.M.	80	85	85		872.64
2 Morgue Attendants .....F.M.	70	75	75		1,527.12
<b>Total Mortuary.....</b>				<b>\$</b>	<b>6,872.16</b>

**CHARITIES, HOSPITALS AND CORRECTIONS**

**GENERAL HOSPITAL—Continued**

Classification	EXPENDITURES				
	Actual Prior Year 1932-33	Actual Current Year To 3-1-1934	Estimated Current Year 1933-34	Requested Fiscal Year 1934-35	Allowed Fiscal Year 1934-35
<b>SALARIES AND WAGES—Continued</b>					
<b>Title of Position</b>					
<b>SERVICE DIVISIONS—Continued</b>					
<b>Pharmacy</b>	<b>Rate of Pay</b>				
	<b>A</b>	<b>B</b>	<b>C</b>		
1 Chief Druggist .....F.M.	\$ 225	\$ 250	\$ 275	\$	2,999.76
1 Purchasing Druggist .....	250	250	250		2,727.00
10 Druggists .....F.M.	175	185	200		20,180.28
2 Asst. Druggists .....	125	130	135		2,836.20
2 Drug Clerks.....F.M.	85	90	100		2,072.52
14 Pharmacy Helpers.....	95	100	100		14,508.48
<b>Total Pharmacy.....</b>				<b>\$</b>	<b>45,324.24</b>
<b>Protection and Patrol</b>					
12 Watchmen .....	125	130	135 (c)	\$	16,362.72
12 Gatemen .....	115	120	125		15,489.96
<b>Total Protection and Patrol.....</b>				<b>\$</b>	<b>31,852.68</b>
<b>Telephone and Information</b>					
1 Chief Telephone Operator.....	130	135	140	\$	1,527.12
11 Telephone Operators .....	115	120	125		14,453.76
2 Relief Telephone Operators .....per day	4.50	4.50	4.50		2,349.00
5 Telephone Operators, as needed .....per day	4.50	4.50	4.50		5,872.50
6 Information Clerks .....	115	120	125		7,745.04
<b>Total Telephone and Information.....</b>				<b>\$</b>	<b>31,947.42</b>
<b>TOTAL SERVICE DIVISIONS.....</b>					<b>\$1,106,966.88</b>
<b>LOS ANGELES COUNTY HOSPITAL</b>					
<b>Supervision</b>					
1 Medical Director.....	450	500	550	\$	5,339.40
1 Stenographic Secretary, Grade II .....	150	155	160		1,690.80
2 Stenographers, Grade I.....	115	120	125		2,508.96
1 Typist-Clerk, Grade I.....	100	105	110		1,090.80
1 Supervising Nurse .....3M.	130	135	140		1,418.04
2 Supervising Nurses .....F.M.	120	125	130		2,836.08
1 Occupational Therapy Aid....3M.	105	110	115		1,145.40
3 Graduate Nurses.....F.M.	105	110	115		3,545.28
<b>Total Supervision .....</b>				<b>\$</b>	<b>19,574.76</b>
<b>School of Nursing</b>					
1 Instructor—School of Nursing .....F.M.	160	160	160	\$	1,745.28
2 Asst. Instructors—School of Nursing .....F.M.	130	135	140		3,054.24
3 Asst. Instructors—School of Nursing .....F.M.	125	130	135		4,199.76
1 Supervising Nurse .....3M.	130	135	140		1,418.04
1 Supervising Nurse .....F.M.	120	125	130		1,418.04
2 Graduate Nurses.....F.M.	105	110	115		2,508.96
1 Graduate Nurse.....F.M.	95	100	105		1,036.32
<b>Total School of Nursing.....</b>				<b>\$</b>	<b>15,380.64</b>

**LOS ANGELES COUNTY BUDGET—1934-35**

**GENERAL HOSPITAL—Continued**

Classification	EXPENDITURES					
	Actual Prior Year 1932-33	Actual Current Year To 3-1-1934	Estimated Current Year 1933-34	Requested Fiscal Year 1934-35	Allowed Fiscal Year 1934-35	
<b>SALARIES AND WAGES—Continued</b>						
<b>Title of Position</b>						
<b>LOS ANGELES COUNTY HOSPITAL—Continued</b>						
<b>Laboratories</b>			<b>Rate of Pay</b>			
<b>Pathological</b>			<b>A</b>	<b>B</b>	<b>C</b>	
1 Chief Pathologist .....F.M.		\$ 400	\$ 425	\$ 450	\$ 4,380.96	
1 Pathologist, half time.....		210	222.50	235	2,290.68	
4 Asst. Pathologists.....F.M.		250	275	300	10,908.00	
3 Asst. Pathologists, half time.....		135	147.50	160	4,690.56	
1 Pharmaceutical Chemist .....F.M.		175	185	200		
1 Technician .....F.M.		125	130	135	1,472.64	
16 Technicians .....F.M.		115	120	125	20,889.72	
2 Technicians, half time (full time on alternate days).....F.M.		57.50	60	62.50	1,254.48	
4 Asst. Technicians.....F.M.		80	85	85	3,490.56	
18 Asst. Technicians, half time (full time on alternate months)....F.M.		50	50	50	9,817.20	
6 Student Technicians without compensation.						
2 Resident Physicians.....F.M.		75	75	75	1,636.32	
2 Internes, coat and trousers.F.M.						
1 Stenographer, Grade II.....		130	135	140	1,418.04	
1 Stenographer, Grade I.....		115	120	125	1,254.48	
1 Clerk, Grade III.....		130	135	140	1,418.04	
1 Typist-Clerk, Grade II.....		115	120	125	1,254.48	
<b>Total Pathological.....</b>					<b>\$ 66,176.16</b>	
<b>Physiotherapy</b>						
2 Physiotherapists .....		200	210	225	\$ 4,908.72	
3 Asst. Physiotherapists .....		170	170	170	5,563.08	
10 Masseurs .....F.M.		105	110	115	12,108.48	
<b>Total Physiotherapy.....</b>					<b>\$ 22,580.28</b>	
<b>X-Ray</b>						
1 Chief Roentgenologist.....		<del>200</del> <sup>400</sup>	<del>210</del> <sup>425</sup>	<del>225</del> <sup>450</sup>	\$ <del>4,908.72</del> <sup>4,638.60</sup>	
2 Asst. Roentgenologists.....F.M.		250	275	300	5,454.00	
2 Asst. Roentgenologists, half time		135	147.50	160	3,217.92	
2 Resident Physicians.....F.M.		75	100	100	1,636.32	
1 Chief X-Ray Technician.....F.M.		175	185	200	2,181.60	
12 Technicians .....F.M.		115	120	125	15,490.08	
8 Asst. Technicians.....F.M.		80	85	85	6,981.12	
6 Student Technicians, without compensation.						
1 Graduate Nurse.....F.M.		95	100	105	1,145.40	
2 Stenographers, Grade II.....		130	135	140	2,999.76	
2 Stenographers, Grade I.....		115	120	125	2,563.44	
1 Clerk, Grade II.....		115	120	125	1,308.96	
2 Clerks, Grade I.....		100	105	110	2,181.60	
<b>Total X-Ray.....</b>					<b>\$ 49,798.80</b>	
<b>Total Laboratories.....</b>					<b>\$ 138,555.24</b>	

**CHARITIES, HOSPITALS AND CORRECTIONS**

**GENERAL HOSPITAL—Continued**

Classification	EXPENDITURES				
	Actual Prior Year 1932-33	Actual Current Year To 3-1-1934	Estimated Current Year 1933-34	Requested Fiscal Year 1934-35	Allowed Fiscal Year 1934-35
<b>SALARIES AND WAGES—Continued</b>					
<b>Title of Position</b>					
<b>LOS ANGELES COUNTY HOSPITAL—Continued</b>					
<b>Admitting and Out-Patient</b>	<b>Rate of Pay</b>				
	<b>A</b>	<b>B</b>	<b>C</b>		
1 Asst. Medical Director.....F.M.	\$ 325	\$ 325	\$ 325		\$ 3,350.16
2 Resident Physicians .....F.M.	225	250	275		5,726.76
6 Resident Physicians, half time....	122.50	135	147.50		8,699.16
4 Admitting Physicians .....F.M.	225	250	275		10,362.84
2 Out-Patient Clinic Execu- tives .....F.M.	130	140	150		3,054.24
1 Out-Patient Clinic Executive.....	130	135	140		1,418.04
2 Supervising Nurses.....3 M.	130	135	140		2,999.76
1 Supervising Nurse.....F.M.	120	125	130		1,418.04
8 Graduate Nurses.....F.M.	105	110	115		9,708.60
60 Graduate Nurses.....F.M.	95	100	105		65,178.72
3 Nurses .....F.M.	75	80	80		2,617.92
15 Asst. Nurses, as needed, per hour	.50	.50	.50		15,660.00
12 Student Nurses.....F.M.	10	10	10		1,308.96
6 Student Nurses .....F.M.	5	5	10		327.60
3 Post Graduate Nurses .....F.M.	10	10	10		327.24
17 Internes, coat and trousers..F.M.					
8 Women Attendants.....3 M.	80	80	80		6,981.12
7 Women Attendants.....F.M.	70	70	70		5,344.92
7 Women Attendants.....F.M.	65	70	70		5,072.52
2 Women Attendants.....F.M.	60	65	65		1,363.56
4 Women Attendants, as needed, per day .....	3.20	3.20	3.20		3,340.80
1 Orderly .....3 M.	80	80	80		872.64
5 Orderlies .....F.M.	65	70	70		3,654.36
2 Orderlies .....F.M.	60	65	65		1,363.56
10 Orderlies, as needed, per day....	3.20	3.20	3.20		8,352.00
1 Admitting Clerk.....	130	135	140		1,472.64
<b>Total Admitting and Out-Patient.....</b>					<b>\$ 169,976.16</b>
<b>Curative Clinics</b>					
2 Resident Physicians.....F.M.	175	185	200		\$ 3,817.92
500 Physicians without compensa- tion.					
1 Out-Patient Clinic Execu- tive .....F.M.	130	140	150		1,636.20
9 Internes (Clinics).....	75	75	75		7,363.44
12 Graduate Nurses (Clinics).....	125	125	125		16,362.72
6 Jr. Physiotherapists, per hr.....	.70	.70	.70		8,769.60
10 Asst. Nurses, as needed, per hr...	.50	.50	.50		10,440.00
1 Supervising Clerk.....	145	150	155		1,636.20
1 Clerk, Grade II .....	115	120	125		1,363.56
12 Typist-Clerks, Grade I.....	100	105	110		13,089.60
<b>Total Curative Clinics .....</b>					<b>\$ 64,479.24</b>
<b>Maternity Service</b>					
1 Resident Physician.....F.M.	225	250	275		\$ 2,454.36

**LOS ANGELES COUNTY BUDGET—1934-35**

**GENERAL HOSPITAL—Continued**

Classification	EXPENDITURES				Allowed Fiscal Year 1934-35
	Actual Prior Year 1932-33	Actual Current Year To 3-1-1934	Estimated Current Year 1933-34	Requested Fiscal Year 1934-35	
<b>SALARIES AND WAGES—Continued</b>					
<b>Title of Position</b>	<b>Rate of Pay</b>				
<b>LOS ANGELES COUNTY HOSPITAL—Continued</b>	<b>A</b>	<b>B</b>	<b>C</b>		
<b>Maternity Service—Continued</b>					
3 Resident Physicians .....	\$ 150	\$ 150	\$ 150	\$	4,908.60
10 Resident Physicians.....F.M.	75	100	100		8,181.60
1 Chief Clerk (Maternity Service)	135	140	145		1,472.64
1 Stenographer, Grade I.....	115	120	125		1,254.48
1 Typist-Clerk, Grade II (Mater- nity Service).....	115	120	125		1,254.48
1 Typist-Clerk, Grade I.....	100	105	110		1,090.80
<b>Total Maternity Service.....</b>				<b>\$</b>	<b>20,616.96</b>
<b>Medical and Surgical</b>					
1 Chief Anesthetist.....F.M.	225	250	275	\$	2,727.00
6 Anesthetists.....F.M.	200	200	200		13,089.60
4 Asst. Anesthetists, half-time.....	135	135	135		5,890.56
1 Resident Physician.....F.M.	225	250	275		2,454.36
1 Resident Consulting Tubercu- losis Physician, half-time.....	175	175	175		1,908.96
1 Resident Consulting Orthopaedic Physician, half-time.....I.M.	175	175	175		1,908.96
2 Resident Physicians.....F.M.	175	185	200		3,817.92
2 Resident Physicians.....F.M.	75	100	100		1,636.32
27 Resident Physicians.....F.M.	75	75	75		22,090.32
9 Resident Physicians, coat and trousers.....F.M.	20	20	20		1,963.44
32 Resident Physicians, coat and trousers.....F.M.	10	10	10		3,490.56
1 Instructor of Internes.....	250	275	300		2,727.00
2 Instructors of Internes, half- time.....	125	137.50	150		2,999.76
8 Instructors of Internes, one- fourth time.....	62.50	68.75	75		5,862.96
109 Internes, coat and trousers..F.M.					
1 Head Surgical Nurse.....F.M.	150	160	175		1,908.96
2 Head Surgical Nurses.....F.M.	140	145	155		3,054.24
4 Warders.....	140	145	150		6,544.80
4 Supervising Nurses.....3 M.	130	135	140		5,781.24
4 Supervising Nurses.....F.M.	120	125	130		5,563.08
60 Graduate Nurses.....F.M.	105	110	115		72,978.00
170 Graduate Nurses.....F.M.	95	100	105		181,519.08
1 Graduate Nurse, half-time.....	57.50	60	62.50		681.72
2 Nurses.....F.M.	95	100	105		2,181.72
75 Nurses.....F.M.	75	80	80		61,961.28
25 Nurses, as needed.....F.M.	75	80	80		20,454.00
110 Asst. Nurses, as needed, per hr...	.50	.50	.50		114,840.00
25 Student Nurses.....F.M.	20	25	30		5,454.00
145 Student Nurses.....F.M.	10	10	10		15,816.60
180 Student Nurses.....F.M.	5	5	5		9,828.00
50 Post Graduate Nurses.....F.M.	10	10	10		5,454.00
29 Women Attendants.....3 M.	80	80	80		25,306.56

**CHARITIES, HOSPITALS AND CORRECTIONS**

**GENERAL HOSPITAL—Continued**

Classification	EXPENDITURES				
	Actual Prior Year 1932-33	Actual Current Year To 3-1-1934	Estimated Current Year 1933-34	Requested Fiscal Year 1934-35	Allowed Fiscal Year 1934-35
<b>SALARIES AND WAGES—Continued</b>					
Title of Position					
<b>LOS ANGELES COUNTY HOSPITAL—Continued</b>					
<b>Medical and Surgical—Continued</b>					
	Rate of Pay				
	A	B	C		
16 Women Attendants.....F.M.	\$ 70	\$ 70	\$ 70		\$ 12,216.96
26 Women Attendants.....F.M.	65	70	70		19,471.20
29 Women Attendants.....F.M.	60	65	65		19,525.92
50 Women Attendants.....F.M.	55	60	60		30,163.44
45 Women Attendants, as needed, per day.....	3.20	3.20	3.20		37,584.00
19 Orderlies .....3 M.	80	80	80		16,580.16
30 Orderlies .....F.M.	70	70	70		22,906.80
30 Orderlies .....F.M.	60	70	70		22,198.56
20 Orderlies .....F.M.	60	65	65		13,144.20
14 Orderlies, half-time (full time on Alternate months) .....F.M.	60	60	60		9,162.72
16 Orderlies .....F.M.	55	60	60		9,600.00
30 Orderlies .....F.M.	50	55	55		16,362.00
38 Orderlies, as needed, per day.....	3.20	3.20	3.20		31,737.60
4 Orderlies, half-time (full time on alternate days).....	45	45	45		1,963.68
2 Orderlies, half-time.....	45	45	45		981.84
1 Supervising Clerk.....	145	150	155		1,636.20
1 Stenographic Secretary, Grade I	140	145	150		1,636.20
2 Stenographers, Grade II.....	130	135	140		2,836.08
2 Typist-Clerks, Grade I.....	100	105	110		2,563.44
2 Stenographers, Grade I.....	115	120	125		2,236.20
<b>Total Medical and Surgical.....</b>					<b>\$ 886,402.20</b>
<b>Contagious Disease</b>					
1 Resident Physician.....F.M.	250	275	300		\$ 2,727.00
1 Resident Physician.....F.M.	175	185	200		1,908.96
8 Internes, coat and trousers.....F.M.					
1 Asst. Superintendent of Nurses .....F.M.	140	145	155		1,690.80
1 Supervising Nurse .....F.M.	120	125	130		1,418.04
17 Graduate Nurses.....F.M.	105	110	115		20,508.00
56 Graduate Nurses.....F.M.	95	100	105		58,960.92
20 Graduate Nurses, as needed ..... .....F.M.	95	100	105		20,726.40
6 Nurses .....F.M.	75	80	80		5,126.88
10 Post Graduate Nurses.....F.M.	10	10	10		1,090.80
10 Student Nurses .....F.M.	10	10	10		1,090.80
42 Student Nurses .....F.M.	5	5	10		2,293.20
4 Women Attendants.....3 M.	80	80	80		3,490.56
5 Women Attendants.....F.M.	70	70	70		3,817.80
7 Women Attendants.....F.M.	65	70	70		5,181.48
10 Women Attendants.....F.M.	60	65	65		6,544.80
8 Women Attendants, as needed.... .....F.M.	60	65	65		5,235.84
11 Women Attendants.....F.M.	55	60	60		6,600.00
1 Orderly .....F.M.	65	70	70		709.08

**LOS ANGELES COUNTY BUDGET—1934-35**

**GENERAL HOSPITAL—Continued**

Classification	EXPENDITURES				
	Actual Prior Year 1932-33	Actual Current Year To 3-1-1934	Estimated Current Year 1933-34	Requested Fiscal Year 1934-35	Allowed Fiscal Year 1934-35
<b>SALARIES AND WAGES—Continued</b>					
<b>Title of Position</b>			<b>Rate of Pay</b>		
<b>LOS ANGELES COUNTY HOSPITAL—Continued</b>			<b>A</b>	<b>B</b>	<b>C</b>
<b>Contagious Disease—Continued</b>					
1 Orderly .....F.M.			\$ 60	\$ 65	\$ 65
2 Orderlies, as needed, per day.....			3.20	3.20	3.20
<b>Total Contagious Disease.....</b>					<b>\$ 151,446.24</b>
<b>Psychopathic</b>					
1 Asst. Medical Director.....		400	450	500	\$ 5,154.00
3 Asst. Psychiatrists, half-time.....		250	250	250	8,181.00
1 Asst. Psychiatrist, half-time.....		135	147.50	160	1,472.64
1 Resident Physician.....F.M.		175	185	200	1,908.96
1 Chief Warder.....		150	160	175	1,745.28
4 Warders .....		140	145	150	6,163.08
2 Hydrotherapy Attendants...F.M.		90	95	100	2,181.60
6 Internes, coat and trousers..F.M.					
1 Asst. Superintendent of Nurses .....F.M.		140	145	155	1,690.80
5 Graduate Nurses.....F.M.		105	110	115	6,272.40
3 Graduate Nurses.....F.M.		95	100	105	3,327.12
2 Nurses .....		75	80	80	1,745.28
8 Student Nurses.....F.M.		5	5	10	436.80
7 Women Attendants.....3 M.		80	80	80	6,108.48
4 Women Attendants.....F.M.		70	70	70	3,054.24
7 Orderlies .....3 M.		80	80	80	6,108.48
3 Orderlies .....F.M.		70	70	70	2,290.68
6 Orderlies .....F.M.		65	70	70	4,254.48
1 Stenographic Secretary, Gr. II....		150	155	160	1,745.28
1 Stenographer, Grade II.....		130	135	140	1,527.12
1 Typist-Clerk, Grade II.....		115	120	125	1,308.96
<b>Total Psychopathic.....</b>					<b>\$ 66,676.68</b>
<b>TOTAL LOS ANGELES COUNTY HOSPITAL .....</b>					<b>\$1,533,108.12</b>
<b>LOS ANGELES COUNTY OSTEOPATHIC HOSPITAL</b>					
<b>Supervision</b>					
1 Medical Director.....F.M.		325	325	325	\$ 3,350.16
1 Instructor of Internes.....		250	275	300	2,727.00
1 Asst. Superintendent of Nurses .....F.M.		140	145	155	1,690.80
1 Stenographic Secretary, Gr. II....		150	155	160	1,636.20
1 Stenographer, Grade I.....		115	120	125	1,254.48
1 Typist-Clerk, Grade II.....		115	120	125	1,308.96
<b>Total Supervision.....</b>					<b>\$ 11,967.60</b>
<b>Laboratories</b>					
<b>Pathological</b>					
1 Pathologist .....F.M.		300	300	300	\$ 3,092.40
1 Asst. Pathologist.....F.M.		250	275	300	2,727.00
1 Technician .....F.M.		125	130	135	1,418.04
2 Technicians .....F.M.		115	120	125	2,508.96

**CHARITIES, HOSPITALS AND CORRECTIONS**

**GENERAL HOSPITAL—Continued**

Classification	EXPENDITURES				
	Actual Prior Year 1932-33	Actual Current Year To 3-1-1934	Estimated Current Year 1933-34	Requested Fiscal Year 1934-35	Allowed Fiscal Year 1934-35
<b>SALARIES AND WAGES—Continued</b>					
Title of Position			Rate of Pay		
<b>LOS ANGELES COUNTY OSTEOPATHIC HOSPITAL—Continued</b>			<b>A</b>	<b>B</b>	<b>C</b>
<b>Laboratories—Continued</b>					
<b>Pathological—Continued</b>					
1 Woman Attendant.....3 M.		\$ 80	\$ 80	\$ 80	\$ 872.64
1 Supervising Clerk.....		145	150	155	1,690.80
1 Typist-Clerk, Grade II.....		115	120	125	1,254.48
<b>Total Pathological.....</b>					<b>\$ 13,564.32</b>
<b>Physiotherapy</b>					
1 Asst. Physiotherapist.....		170	170	170	\$ 1,854.36
3 Masseurs .....F.M.		105	110	115	3,545.16
1 Woman Attendant.....3 M.		80	80	80	872.64
1 Orderly .....F.M.		70	70	70	763.56
<b>Total Physiotherapy.....</b>					<b>\$ 7,035.72</b>
<b>X-Ray</b>					
1 Resident Roentgenologist.....		400	425	450	\$ 4,638.60
2 Technicians .....F.M.		115	120	125	2,672.52
1 Orderly .....F.M.		70	70	70	763.56
1 Stenographer, Grade I.....		115	120	125	1,254.48
<b>Total X-Ray.....</b>					<b>\$ 9,329.16</b>
<b>Total Laboratories.....</b>					<b>\$ 29,929.20</b>
<b>Admitting and Out-Patient</b>					
1 Resident Physician.....F.M.		175	185	200	\$ 1,908.96
1 Instructor of Internes, half-time		125	137.50	150	1,363.56
5 Internes, coat and trousers..F.M.					
2 Graduate Nurses.....F.M.		105	110	115	2,508.96
7 Graduate Nurses.....F.M.		95	100	105	7,690.56
3 Nurses .....F.M.		75	80	80	2,508.96
1 Woman Attendant.....3 M.		80	80	80	872.64
1 Woman Attendant .....F.M.		65	70	70	763.56
2 Women Attendants.....F.M.		60	65	65	1,308.96
2 Women Attendants, as needed, per day.....		3.20	3.20	3.20	1,670.40
1 Admitting Clerk.....		130	135	140	1,527.12
<b>Total Admitting and Out-Patient.....</b>					<b>\$ 22,123.68</b>
<b>Medical and Surgical</b>					
2 Resident Physicians.....F.M.		175	185	200	\$ 3,817.92
4 Resident Physicians.....F.M.		75	75	75	3,272.64
1 Anesthetist .....F.M.		200	200	200	2,181.60
1 Asst. Anesthetist, half-time.....		175	175	175	1,908.96
4 Asst. Resident Physicians, coat and trousers.....F.M.		10	10	10	436.32
14 Internes, coat and trousers..F.M.					
1 Head Surgical Nurse.....F.M.		140	145	155	1,527.12
3 Supervising Nurses.....F.M.		120	125	130	4,035.96
4 Graduate Nurses.....F.M.		105	110	115	5,017.92
46 Graduate Nurses.....F.M.		95	100	105	50,342.88

**LOS ANGELES COUNTY BUDGET—1934-35**

**GENERAL HOSPITAL—Continued**

Classification	EXPENDITURES				
	Actual Prior Year 1932-33	Actual Current Year To 3-1-1934	Estimated Current Year 1933-34	Requested Fiscal Year 1934-35	Allowed Fiscal Year 1934-35
<b>SALARIES AND WAGES—Continued</b>					
Title of Position			Rate of Pay		
<b>LOS ANGELES COUNTY OSTEOPATHIC HOSPITAL—Continued</b>			<b>A</b>	<b>B</b>	<b>C</b>
<b>Medical and Surgical—Continued</b>					
6 Nurses .....F.M.		\$ 75	\$ 80	\$ 80	\$ 4,963.44
4 Post Graduate Nurses .....F.M.		10	10	10	436.32
2 Women Attendants.....3 M.		80	80	80	1,745.28
2 Women Attendants.....F.M.		70	70	70	1,527.12
6 Women Attendants.....F.M.		65	70	70	4,417.92
1 Woman Attendant .....F.M.		60	65	65	709.08
7 Women Attendants.....F.M.		55	60	60	4,200.00
5 Women Attendants, as needed, per day.....		3.20	3.20	3.20	4,176.00
3 Orderlies .....3 M.		80	80	80	2,617.92
1 Orderly .....F.M.		70	70	70	763.56
3 Orderlies .....F.M.		65	70	70	2,181.72
1 Orderly .....F.M.		60	65	65	654.48
3 Orderlies, as needed, per day.....		3.20	3.20	3.20	2,505.60
1 Typist-Clerk, Grade II.....		115	120	125	1,254.48
<b>Total Medical and Surgical.....</b>					<b>\$ 104,694.24</b>
<b>Contagious Disease</b>					
1 Graduate Nurse.....F.M.		105	110	115	\$ 1,254.48
9 Graduate Nurses.....F.M.		95	100	105	9,763.08
3 Women Attendants.....F.M.		65	70	70	2,290.68
1 Woman Attendant .....F.M.		60	65	65	709.08
3 Internes, coat and trousers..F.M.					
<b>Total Contagious Disease.....</b>					<b>\$ 14,017.32</b>
<b>TOTAL LOS ANGELES COUNTY OSTEOPATHIC HOSPITAL.....</b>					<b>\$ 182,732.04</b>
Special Nurses.....					\$ 1,500.00
Cash in lieu of meals and main- tenance .....					311,921.14
Meals and other maintenance furnished employees as compen- sation .....					575,500.00
(a) Group D—\$75-80-85, as case may be.					
(b) Group D—\$80-85-90, as case may be.					
(c) Group D—\$140-145-150, as case may be.					
<b>TOTAL SALARIES AND WAGES.....</b>	<b>\$2,688,140.50</b>	<b>\$1,926,167.58</b>	<b>\$3,017,316.36</b>	<b>\$4,363,809.34</b>	<b>\$4,161,195.00</b>

**MAINTENANCE AND OPERATION**

**General Administration**

**Services Other Than Personal**

Express, Freight and Cartage.....\$	13.17	\$ 6.76	\$ 15.00	\$ 25.00	\$ 25.00
Postage .....	3,973.04	1,880.90	3,550.00	4,850.00	4,850.00
Printing, Engraving and Binding..	340.07	299.68	900.00	1,235.00	1,235.00
Transportation Service .....	177.47	116.99	175.00	2,350.00	2,350.00

**Supplies**

Inventory Adjustment and Discounts .....	Cr. 9,372.45	3,975.95			
---	--------------	----------	--	--	--

**CHARITIES, HOSPITALS AND CORRECTIONS**

**GENERAL HOSPITAL—Continued**

Classification	EXPENDITURES				
	Actual Prior Year 1932-33	Actual Current Year To 3-1-1934	Estimated Current Year 1933-34	Requested Fiscal Year 1934-35	Allowed Fiscal Year 1934-35
<b>MAINTENANCE AND OPERATION—Continued</b>					
<b>General Administration—Continued</b>					
<b>Supplies—Continued</b>					
Office and Drafting Supplies.....	\$ 23,003.01	\$ 17,206.25	\$ 26,810.00	\$ 36,875.00	\$ 36,875.00
<b>Contributions, Awards and Fixed Obligations</b>					
Rent of Equipment.....	2,188.05	1,221.35	2,250.00	3,360.00	3,360.00
Membership Dues and Sub- scription .....	70.00	199.17	700.00	700.00	700.00
<b>Total General Administration .....</b>	<b>\$ 20,392.36</b>	<b>\$ 24,907.05</b>	<b>\$ 34,400.00</b>	<b>\$ 49,395.00</b>	<b>\$ 49,395.00</b>
<b>Service Divisions</b>					
<b>Culinary</b>					
<b>Supplies</b>					
<b>Food Preparing and Serving</b>					
Utensils .....	\$ 9,367.35	\$ 15,979.30	\$ 19,250.00	\$ 12,480.00	\$ 12,480.00
<b>Provisions:</b>					
Bread .....	7,790.00	5,270.61	8,595.00	11,971.00	11,971.00
Butter .....	17,526.00	11,680.02	18,240.00	25,420.00	25,420.00
Eggs .....	28,800.00	18,775.42	28,250.00	39,394.00	39,394.00
Fish, Meat and Poultry .....	70,280.00	45,843.75	76,111.00	106,163.00	106,163.00
Flour, Meal and Cereals .....	3,490.00	2,927.93	3,765.00	5,246.00	5,246.00
Fruits and Vegetables .....	46,682.00	36,013.96	59,758.00	83,367.00	83,367.00
Groceries .....	47,098.00	32,367.90	53,780.00	75,020.00	75,020.00
Ice .....	5,474.00	3,633.19	4,615.00	4,750.00	4,750.00
Milk, Cream and Buttermilk.....	74,410.00	56,207.67	93,460.00	130,344.00	130,344.00
<b>Total Culinary .....</b>	<b>\$ 310,917.35</b>	<b>\$ 228,699.75</b>	<b>\$ 365,824.00</b>	<b>\$ 494,155.00</b>	<b>\$ 494,155.00</b>
<b>Garage</b>					
<b>Services Other than Personal</b>					
Auto Service.....	\$ 4,906.02	\$ 970.49	\$ 2,350.00	\$ 3,500.00	\$ 3,500.00
Repairs and Maintenance, Tools, Devices and Equipment.....	7,134.27	3,455.15	6,200.00	8,850.00	8,850.00
<b>Supplies</b>					
Operating Supplies and Tools.....	34.28	16.62	125.00	225.00	225.00
Transporting, Conveying Stable and Garage Supplies.....	5,397.28	2,696.49	6,182.00	8,850.00	8,850.00
<b>Total Garage .....</b>	<b>\$ 17,471.85</b>	<b>\$ 7,138.75</b>	<b>\$ 14,857.00</b>	<b>\$ 21,425.00</b>	<b>\$ 21,425.00</b>
<b>Grounds and Landscaping</b>					
<b>Services Other Than Personal</b>					
Repairs and Maintenance, Land Structures and Non-structural Improvements .....		\$ 5,581.32	\$ 8,350.00		\$
<b>Supplies</b>					
Agricultural and Gardening.....	316.47	240.85	750.00	1,850.00	1,850.00
<b>Total Grounds and Landscaping.....</b>	<b>\$ 316.47</b>	<b>\$ 5,822.17</b>	<b>\$ 9,100.00</b>	<b>\$ 1,850.00</b>	<b>\$ 1,850.00</b>
<b>Housekeeping</b>					
<b>Services Other Than Personal</b>					
Waste Removal Service.....	\$ 782.05	\$ 409.50	\$ 775.00	\$ 975.00	\$ 975.00

**LOS ANGELES COUNTY BUDGET—1934-35**

**GENERAL HOSPITAL—Continued**

Classification	EXPENDITURES				
	Actual Prior Year 1932-33	Actual Current Year To 3-1-1934	Estimated Current Year 1933-34	Requested Fiscal Year 1934-35	Allowed Fiscal Year 1934-35
<b>MAINTENANCE AND OPERATION—Continued</b>					
<b>Service Divisions—Continued</b>					
<b>Housekeeping—Continued</b>					
<b>Supplies</b>					
Cleaning and Caretaking .....	\$ 14,733.85	\$ 17,164.60	\$ 28,675.00	\$ 29,850.00	\$ 29,850.00
Furnishings .....	14,959.70	37,926.67	41,550.00	10,375.00	10,375.00
Transporting, Conveying, Stable and Garage Supplies.....	2,381.78	4,241.44	7,250.00	9,975.00	9,975.00
Miscellaneous (Paper Cups).....	13,918.03	9,551.25	14,750.00	15,950.00	15,950.00
<b>Total Housekeeping.....</b>	<b>\$ 46,775.41</b>	<b>\$ 69,293.46</b>	<b>\$ 93,000.00</b>	<b>\$ 67,125.00</b>	<b>\$ 67,125.00</b>
<b>Laundry and Linen Room</b>					
<b>Supplies</b>					
Cleaning and Caretaking .....	\$ 8,824.06	\$ 6,863.80	\$ 12,250.00	\$ 15,900.00	\$ 15,900.00
Operating Supplies and Tools.....	413.61	99.87	225.00	500.00	500.00
Clothing and Sewing.....	15,052.84	13,324.36	21,550.00	24,290.00	24,290.00
Furnishings .....	15,281.32	7,218.38	14,750.00	15,180.00	15,180.00
<b>Total Laundry and Linen Room.....</b>	<b>\$ 39,571.83</b>	<b>\$ 27,506.41</b>	<b>\$ 48,775.00</b>	<b>\$ 55,870.00</b>	<b>\$ 55,870.00</b>
<b>Mechanical</b>					
<b>Services Other Than Personal</b>					
Electricity .....	\$ 1,741.78	\$ 3,259.29	\$ 11,750.00	\$ 26,650.00	\$ 26,650.00
Electricity for Power.....	200.00	3,211.49	8,650.00	17,250.00	17,250.00
Gas .....	4,871.54	2,773.12	4,850.00	8,500.00	8,500.00
Minor Installations and Changes...	934.97				
Repairs and Maintenance, Land Structures and Non-structural Improvements .....	29,948.67	9,570.78	26,250.00	35,500.00	35,500.00
Repairs and Maintenance, Tools, Devices and Equipment.....	16,138.94	17,252.84	29,750.00	19,500.00	19,500.00
Water .....	16,514.84	13,581.88	21,600.00	25,250.00	25,250.00
<b>Supplies</b>					
Operating Tools and Supplies.....	1,523.80	705.12	950.00	1,500.00	1,500.00
Fuel .....	37,721.59	30,775.89	46,500.00	55,680.00	55,680.00
Lubricants .....	524.18	369.69	600.00	750.00	750.00
Salt for Water Softener .....	1,202.40	1,224.99	2,060.00	2,500.00	2,500.00
Supplies and Tools, N.O.C.....	5.72				
<b>Total Mechanical.....</b>	<b>\$ 111,328.43</b>	<b>\$ 82,725.09</b>	<b>\$ 152,960.00</b>	<b>\$ 193,080.00</b>	<b>\$ 193,080.00</b>
<b>Mortuary</b>					
Morgue Supplies .....	\$ 4,917.29	\$ 3,172.03	\$ 5,400.00	\$ 7,300.00	\$ 7,300.00
<b>Pharmacy</b>					
<b>Supplies</b>					
Drugs and Medicines.....	\$ 166,195.34	\$ 112,288.85	\$ 213,500.00	\$ 293,560.00	\$ 293,560.00
<b>Protection and Patrol</b>					
<b>Services Other Than Personal</b>					
Clocks, Signals and Burglary Alarm Service.....	\$ 309.60	\$ 225.00	\$ 450.00	\$ 450.00	\$ 450.00
<b>Supplies</b>					
Fire Protection Supplies.....	60.75	5.19	100.00	1,500.00	1,500.00
<b>Total Protection and Patrol.....</b>	<b>\$ 370.35</b>	<b>\$ 230.19</b>	<b>\$ 550.00</b>	<b>\$ 1,950.00</b>	<b>\$ 1,950.00</b>

**CHARITIES, HOSPITALS AND CORRECTIONS**

**GENERAL HOSPITAL—Continued**

Classification	EXPENDITURES				
	Actual Prior Year 1932-33	Actual Current Year To 3-1-1934	Estimated Current Year 1933-34	Requested Fiscal Year 1934-35	Allowed Fiscal Year 1934-35
<b>MAINTENANCE AND OPERATION—Continued</b>					
<b>Service Divisions—Continued</b>					
<b>Telephone and Information</b>					
<b>Services Other Than Personal</b>					
Telegraph and Telephone .....	\$ 29,435.75	\$ 24,066.20	\$ 37,850.00	\$ 45,420.00	\$ 45,420.00
Teletype .....	936.00	468.00	936.00		
<b>Total Telephone and Information...</b>	<b>\$ 30,371.75</b>	<b>\$ 24,534.20</b>	<b>\$ 38,786.00</b>	<b>\$ 45,420.00</b>	<b>\$ 45,420.00</b>
<b>Total Service Divisions.....</b>	<b>\$ 728,236.07</b>	<b>\$ 561,410.90</b>	<b>\$ 942,752.00</b>	<b>\$1,181,735.00</b>	<b>\$1,181,735.00</b>
<b>Los Angeles County Medical Hos- pital</b>					
<b>Personal Services Other Than Em- ployees</b>					
Blood Transfusions.....	\$ 11,155.00	\$ 6,479.00	\$ 9,250.00	\$ 12,500.00	\$ 12,500.00
Medical and Surgical (Outside)....	270,723.02	132,772.69	158,750.00	92,050.00	92,050.00
Radium and X-Ray Treatments.....	12,059.70	10,444.23	16,500.00	8,500.00	8,500.00
<b>Supplies</b>					
Educational .....	1,028.03	190.80	1,500.00	1,500.00	1,500.00
Laboratory .....	6,529.31	2,325.40	5,600.00	9,550.00	9,550.00
Medical and Surgical.....	112,904.64	90,170.51	148,480.00	204,160.00	204,160.00
Occupational Therapy .....			10.00	50.00	50.00
X-Ray .....	30,832.34	20,733.53	30,800.00	42,350.00	42,350.00
<b>Total Los Angeles County Medical Hospital</b>	<b>\$ 445,232.04</b>	<b>\$ 263,116.16</b>	<b>\$ 370,890.00</b>	<b>\$ 370,660.00</b>	<b>\$ 370,660.00</b>
<b>Los Angeles County Osteopathic Hospital</b>					
<b>Personal Services Other Than Em- ployees</b>					
Blood Transfusions.....	\$ 915.00	\$ 500.00	\$ 1,050.00	\$ 1,500.00	\$ 1,500.00
Radium and X-Ray Treatments....	5,066.26	2,480.04	4,700.00	5,200.00	5,200.00
<b>Supplies</b>					
Laboratory .....	1,553.90	432.07	750.00	925.00	925.00
Medical and Surgical.....	19,896.11	13,222.80	21,495.00	26,010.00	26,010.00
X-Ray .....	7,520.79	3,785.91	6,200.00	7,510.00	7,510.00
<b>Total Los Angeles County Osteopathic Hospital</b>	<b>\$ 34,952.06</b>	<b>\$ 20,420.82</b>	<b>\$ 34,195.00</b>	<b>\$ 41,145.00</b>	<b>\$ 41,145.00</b>
<b>Curative Clinics (Health Center)</b>					
<b>Services Other Than Personal</b>					
Postage .....	\$ 220.45	\$ 238.56	\$ 375.00	\$ 575.00	\$ 575.00
Telephone and Telegraph.....	1,425.46	1,062.20	1,750.00	2,625.00	2,625.00
Transportation .....	1,026.91	1,010.40	1,450.00	3,550.00	3,550.00
Messenger and Delivery.....	845.30	723.92	1,350.00	2,025.00	2,025.00
Laundry .....	5,574.36	2,237.86	2,850.00	2,200.00	2,200.00
Gas, Water and Electricity.....		1,139.51	1,700.00	2,550.00	2,550.00
Medical and Surgical.....		10,476.48	49,050.00	110,200.00	110,200.00
X-Ray, Diagnose, and Therapy.....		2,176.70	9,250.00	20,550.00	20,550.00
<b>Supplies</b>					
Drugs and Medicines.....	12,402.51	14,396.50	33,250.00	58,080.00	58,080.00
Medical and Surgical.....	3,918.08	3,889.91	5,600.00	7,490.00	7,490.00
X-Ray .....	2,439.58	1,320.46	1,500.00	1,500.00	1,500.00
Laboratory .....		.95	50.00	50.00	50.00
Office and Drafting.....	1,153.57	1,320.57	1,950.00	2,825.00	2,825.00
Cleaning and Caretaking.....	19.47	220.90	375.00	575.00	575.00

**LOS ANGELES COUNTY BUDGET—1934-35**

**GENERAL HOSPITAL—Continued**

Classification	EXPENDITURES				
	Actual Prior Year 1932-33	Actual Current Year To 3-1-1934	Estimated Current Year 1933-34	Requested Fiscal Year 1934-35	Allowed Fiscal Year 1934-35
<b>MAINTENANCE AND OPERATION—Continued</b>					
<b>Curative Clinics (Health Center)—Continued</b>					
<b>Supplies—Continued</b>					
Clothing and Sewing.....	\$ 92.63	\$ 69.08	\$ 125.00	\$ 100.00	\$ 100.00
Furnishings .....	101.32	186.50	200.00	100.00	100.00
Repairs and Maintenance—Tools, Devices and Equipment.....	7.28	15.24	25.00	75.00	75.00
Provisions .....	38.89	31.20	50.00	50.00	50.00
<b>Total Curative Clinics (Health Center) .....</b>	<b>\$ 29,265.81</b>	<b>\$ 40,516.94</b>	<b>\$ 110,900.00</b>	<b>\$ 215,120.00</b>	<b>\$ 215,120.00</b>
<b>Tavern Clinics</b>					
<b>Services Other Than Personal</b>					
Repairs and Maintenance—Tools, Devices and Equipment.....	\$	\$ 3.00	\$ 3.00	\$	\$
<b>Supplies</b>					
Drugs and Medicines.....		144.00	144.00		
Medical and Surgical Supplies.....		Cr. 35.00	Cr. 35.00		
Office and Drafting Supplies.....		26.00	26.00		
<b>Total Tavern Clinics.....</b>	<b>\$</b>	<b>\$ 138.00</b>	<b>\$ 138.00</b>	<b>\$</b>	<b>\$</b>
<b>County Maternity Service</b>					
<b>Services Other Than Personal</b>					
Heat, Light, Power and Water Service .....	\$	\$	\$	\$ 250.00	\$ 250.00
Laboratory .....				2,300.00	2,300.00
Laundry Service.....			450.00	950.00	950.00
Messenger and Delivery Service....				120.00	120.00
Postage .....				25.00	25.00
Repairs to Tools, Devices and Equipment .....				225.00	225.00
Telephone and Telegraph.....				300.00	300.00
Transportation Service.....		616.68	1,850.00	3,800.00	3,800.00
X-Ray .....				450.00	450.00
<b>Supplies</b>					
Cleaning and Caretaking.....		5.42	25.00	75.00	75.00
Clothing and Sewing.....			25.00	50.00	50.00
Drugs and Medicines.....		145.69	475.00	1,050.00	1,050.00
Furnishings .....		21.08	125.00	225.00	225.00
Medical and Surgical.....		109.58	250.00	850.00	850.00
Office and Drafting Supplies.....		27.02	150.00	600.00	600.00
Provisional .....		.33	5.00	15.00	15.00
<b>Total County Maternity Service.....</b>	<b>\$</b>	<b>\$ 925.80</b>	<b>\$ 3,355.00</b>	<b>\$ 11,285.00</b>	<b>\$ 11,285.00</b>
<b>TOTAL MAINTENANCE AND OPERATION .....</b>	<b>\$1,258,078.34</b>	<b>\$ 911,435.67</b>	<b>\$ 1,496,630.00</b>	<b>\$ 1,869,340.00</b>	<b>\$ 1,869,340.00</b>
Less Meals and Other Maintenance Furnished Employees as Compen- sation .....	498,120.33	338,471.15	512,500.00	575,500.00	575,500.00
<b>TOTAL MAINTENANCE AND OPERATION (NET) .....</b>	<b>\$ 759,958.01</b>	<b>\$ 572,964.52</b>	<b>\$ 984,130.00</b>	<b>\$ 1,293,840.00</b>	<b>\$ 1,293,840.00</b>

**CHARITIES, HOSPITALS AND CORRECTIONS**

**GENERAL HOSPITAL—Continued**

Classification	EXPENDITURES				
	Actual Prior Year 1932-33	Actual Current Year To 3-1-1934	Estimated Current Year 1933-34	Requested Fiscal Year 1934-35	Allowed Fiscal Year 1934-35
<b>CAPITAL OUTLAY</b>					
<b>Equipment</b>					
Library Equipment.....	\$ 583.56	\$ 44.16	\$ 850.00	\$ 1,500.00	\$ 1,500.00
Books .....	\$1,500.00				
Cleaning and Sanitation.....	8,515.34	6,731.32	7,200.00	12,400.00	7,600.00
Air Drive Attachment.....	\$1,720.00				
Garment Presses.....	3,990.00				
Extractors .....	6,070.00				
Elec. Hand Irons.....	35.00				
Ironing Boards.....	215.00				
Laundry Equip., N.O.C....	370.00				
Electrical .....	56.96	12.27	190.00	225.00	225.00
Elec. Equip., N.O.C.....	\$ 225.00				
Equipment for Hoisting and Load- ing .....	89.28			100.00	100.00
Conveyors .....	\$ 100.00				
Fire Fighting.....	29.20		100.00	100.00	100.00
Extinguishers .....	\$ 100.00				
Food Preparing and Serving.....	77.26		360.00	500.00	500.00
Dish Wash. Mach.....	\$ 360.00				
Food Prep. and Serving, N.O.C. ....	140.00				
Furniture and Furnishings.....	6,906.09	4,399.46	5,885.00	11,850.00	9,300.00
Beds .....	\$ 480.00				
Chairs .....	1,065.00				
Desks .....	2,270.00				
Filing Cabinets.....	5,200.00				
Furn. and Furnishings, N.O.C. ....	255.00				
Hsehold. Furn. for Supt. Cottage .....	1,500.00				
Portable Refrigerators....	280.00				
Screens .....	180.00				
Tables and Stands.....	545.00				
Water Coolers.....	75.00				
Gasoline Tank, Pump and Equip... Hand Conveyed Vehicles.....	209.09	304.25	305.00 200.00	2,330.00	530.00
Stretcher Carts.....	\$1,800.00				
Wheel Chairs.....	530.00				
Heat, Cold and Mechanical Power Trans. Equipment.....	104.43	37.37	263.00	250.00	250.00
Electric Fans.....	\$ 250.00				

**LOS ANGELES COUNTY BUDGET—1934-35**

**GENERAL HOSPITAL—Continued**

Classification	EXPENDITURES				
	Actual Prior Year 1932-33	Actual Current Year To 3-1-1934	Estimated Current Year 1933-34	Requested Fiscal Year 1934-35	Allowed Fiscal Year 1934-35
<b>CAPITAL OUTLAY—Continued</b>					
<b>Equipment—Continued</b>					
Lawn and Garden.....\$	6.17	\$	\$	75.00	\$ 75.00
Hand Mowers and Trim- mers .....\$ 75.00					
Measuring and Observing.....	181.07		225.00	310.00	310.00
Comparator .....\$ 40.00					
Microscopes ..... 180.00					
Scales ..... 90.00					
Medical and Surgical.....	5,213.30	554.18	3,145.00	7,600.00	6,565.00
Autoclave .....\$ 610.00					
Baumanometers ..... 216.00					
Cysto-urethroscope ..... 150.00					
Deep Therapy and Ultra Violet Lt. .... 250.00					
Dental Chair..... 425.00					
Elec. Hot Air Sterilizer.. 50.00					
Elec. Water Bath..... 105.00					
Inductotherm ..... 660.00					
Kahn Shaker..... 85.00					
Microtone Automatic Precision with Knife..... 350.00					
Nasal Pharyngoscope..... 50.00					
Oscillometers ..... 150.00					
Ophthalmoscopes ..... 185.00					
Pan-endoscope ..... 170.00					
Pharmaceutical-Chemical Lab. Equipment..... 2,000.00					
Proctoscope ..... 85.00					
Quartz Lamp..... 195.00					
Surgeon's Spotlight ..... 125.00					
Universal Oper. Table.... 450.00					
Urological Table..... 1,000.00					
Misc., N.O.C..... 289.00					
Metal Working.....				430.00	430.00
Elec. Bench Grinder.....\$ 75.00					
Elec. Hammer..... 245.00					
Metal Working, N.O.C... 110.00					
Non-metallic Mineral Working Eq. Painting Mach.....\$ 150.00				150.00	150.00
Miscellaneous, N.O.C.....	49.00			100.00	100.00
Mis., N.O.C.....\$ 70.00					
Suppository Mach..... 30.00					
Motor Vehicles.....	762.68	6.52	7.00	10,000.00	7,000.00
Ambulance .....\$10,000.00					

*Insert*

CHARITIES, HOSPITALS AND CORRECTIONS

GENERAL HOSPITAL—Continued

Classification	EXPENDITURES				
	Actual Prior Year 1932-33	Actual Current Year To 3-1-1934	Estimated Current Year 1933-34	Requested Fiscal Year 1934-35	Allowed Fiscal Year 1934-35
<b>CAPITAL OUTLAY—Continued</b>					
<b>Equipment—Continued</b>					
Off. Equip. Other Than Furniture.. \$	3,997.91	\$ 412.80	\$ 2,825.00	\$ 5,855.00	\$ 5,855.00
Adding Mach.....\$ 225.00					
Calculating Mach..... 350.00					
Dict. Machines and Eq. 2,650.00					
Postage Meter..... 250.00					
Typewriters ..... 2,380.00					
Park Equipment.....	83.16				
Picture Taking and Exhibiting.....	1,151.09	131.66	132.00	3,475.00	3,275.00
Bucky Diaphragm.....\$ 500.00					
Dentagraphic Unit..... 610.00					
Fluroscopic and Radio- graphic Comb. Table... 2,000.00					
Kodak Auto-focus En- larger ..... 36.00					
Radiographic Pelvimetry Apparatus ..... 225.00					
X-Ray, N.O.C..... 104.00					
Pumping and Air Compressing Machine .....		647.00	647.00	1,000.00	1,000.00
Air Compressor.....\$1,000.00					
Steam Boilers and Equipment.....	23,013.91	16,150.55	16,246.00		
Sewing ..... 61.20				100.00	<i>100.00</i>
Sewing Machine.....\$ 75.00					
Sewing, N.O.C..... 25.00					
Acute Unit.....	4,933.77	142,064.84	278,268.00		
<b>Total Equipment.....</b>	<b>\$ 56,024.47</b>	<b>\$ 171,496.38</b>	<b>\$ 316,848.00</b>	<b>\$ 58,350.00</b>	<b>\$ 44,965.00</b>
<b>Structural and Non-structural Improvements</b>					
Acute Unit Construction.....\$	908,933.82	\$ 69,768.35	\$ 120,000.00	\$	\$
Additions Unforseen.....				12,000.00	
Connecting Switchboard with New Hospital .....	847.00				
Duct from Garbage Disposal Plant Extending Power Plant between Old and New Boiler Rooms.....			500.00		
Fences .....	167.82	10,814.44	20,998.00		
Hospital Additions.....	4,611.02		800.00		
Incinerator and Building for Gar- bage Disposal.....	116.77	1,825.63	2,500.00		
Ramp, Stairs and Walk Connect- ing Nurses' Cottages with Acute Unit Viaduct.....			1,350.00		
Smoke Stack—Concrete.....	3,471.84		60.00		
<b>Total Structural and Non-structural Improvements .....</b>	<b>\$ 918,148.27</b>	<b>\$ 82,408.42</b>	<b>\$ 146,208.00</b>	<b>\$ 12,000.00</b>	<b>\$</b>
<b>TOTAL CAPITAL OUTLAY.....</b>	<b>\$ 974,172.74</b>	<b>\$ 253,904.80</b>	<b>\$ 463,056.00</b>	<b>\$ 70,350.00</b>	<b>\$ 44,965.00</b>
<b>TOTAL GENERAL HOSPITAL.....</b>	<b>\$4,422,271.25</b>	<b>\$2,753,036.90</b>	<b>\$4,464,502.36</b>	<b>\$5,727,999.34</b>	<b>\$5,500,000.00</b>

**General Hospital Acute Unit—Forester**

**LANDSCAPING AND CARE OF GROUNDS**

**APPROPRIATIONS \$1,900.00**

Classification	EXPENDITURES				
	Actual Prior Year 1932-33	Actual Current Year To 3-1-1934	Estimated Current Year 1933-34	Requested Fiscal Year 1934-35	Allowed Fiscal Year 1934-35
<b>MAINTENANCE AND OPERATION</b>					
<b>Services Other Than Personal</b>					
Auto Mileage Allowance.....	\$	\$	\$	\$ 250.00	\$ 250.00
Auto Service.....				300.00	300.00
Miscellaneous Services, N.O.C.....				100.00	100.00
<b>Supplies</b>					
Gardeners' and Agricultural Sup- plies .....				250.00	250.00
Miscellaneous Supplies, N.O.C.....				100.00	100.00
Operating Supplies and Tools.....				50.00	50.00
Plumbing Supplies.....				25.00	25.00
<b>Contributions, Awards and Fixed Obligations</b>					
Rent of Equipment.....				25.00	25.00
<b>TOTAL MAINTENANCE AND OPERATION .....</b>	<b>\$</b>	<b>\$</b>	<b>\$</b>	<b>\$ 1,100.00</b>	<b>\$ 1,100.00</b>
<b>CAPITAL OUTLAY</b>					
<b>Equipment</b>					
Lawn and Garden Equipment.....	\$	\$	\$	\$ 800.00	\$ 800.00
Power Lawn Mower.....\$ 400.00					
Lawn Renovator..... 400.00					
<b>TOTAL CAPITAL OUTLAY.....</b>	<b>\$</b>	<b>\$</b>	<b>\$</b>	<b>\$ 800.00</b>	<b>\$ 800.00</b>
<b>TOTAL GENERAL HOSPITAL ACUTE UNIT—FORESTER.....</b>	<b>\$</b>	<b>\$</b>	<b>\$</b>	<b>\$ 1,900.00</b>	<b>\$ 1,900.00</b>

CHARITIES, HOSPITALS, AND CORRECTIONS

State Hospitals

CARE OF HARMLESS AND CRIMINAL INSANE

APPROPRIATION \$185,000.00 ✓

Classification	EXPENDITURES				
	Actual Prior Year 1932-33	Actual Current Year To 3-1-1934	Estimated Current Year 1933-34	Requested Fiscal Year 1934-35	Allowed Fiscal Year 1934-35
<b>MAINTENANCE AND OPERATION</b>					
<b>Services Other Than Personal</b>					
Agnew State Hospital.....	\$ 1,030.35	\$ 600.00	\$ 1,200.00	\$ 1,500.00	\$ 1,500.00
Mendocino State Hospital.....	3,441.29	1,753.12	2,200.00	2,200.00	2,200.00
Norwalk State Hospital.....	2,640.00	1,515.33	2,300.00	2,300.00	2,300.00
Pacific Colony.....	103,207.03	72,573.83	115,000.00	115,000.00	115,000.00
Sonoma State Home.....	74,541.49	31,505.03	57,000.00	57,000.00	57,000.00
Southern California State Hosp.....	9,467.28	834.66	1,200.00	1,200.00	1,200.00
State Narcotic Hospital.....	6,034.04	2,739.91	4,500.00	5,500.00	5,500.00
Stockton State Hospital.....	401.93	111.61	300.00	300.00	300.00
<b>TOTAL STATE HOSPITALS.....</b>	<b>\$ 200,763.41</b>	<b>\$ 111,633.49</b>	<b>\$ 183,700.00</b>	<b>\$ 185,000.00</b>	<b>\$ 185,000.00</b>

California School for Deaf and Blind

CARE AND EDUCATION OF DEAF AND BLIND MINORS

APPROPRIATION \$450.00 ✓

Classification	EXPENDITURES				
	Actual Prior Year 1932-33	Actual Current Year To 3-1-1934	Estimated Current Year 1933-34	Requested Fiscal Year 1934-35	Allowed Fiscal Year 1934-35
<b>MAINTENANCE AND OPERATION</b>					
<b>Services Other Than Personal</b>					
California School for Deaf and Blind .....	\$ 135.24	\$ 261.81	\$ 450.00	\$ 450.00	\$ 450.00

**State Reform Schools**  
**CORRECTION SCHOOLS FOR MINORS**  
 APPROPRIATION \$87,000.00 ✓

Classification	EXPENDITURES				
	Actual Prior Year 1932-33	Actual Current Year To 3-1-1934	Estimated Current Year 1933-34	Requested Fiscal Year 1934-35	Allowed Fiscal Year 1934-35
<b>MAINTENANCE AND OPERATION</b>					
<b>Services Other Than Personal</b>					
Preston School of Industry.....	\$ 66,143.15	\$ 33,548.84	\$ 55,000.00	\$ 55,000.00	\$ 50,800.00
Ventura School for Girls.....	8,939.12	3,772.87	7,200.00	7,200.00	7,200.00
Whittier State School.....	30,614.99	19,332.16	30,000.00	30,000.00	29,000.00
<b>TOTAL STATE REFORM SCHOOLS</b>	<b>\$ 105,697.26</b>	<b>\$ 56,653.87</b>	<b>\$ 92,200.00</b>	<b>\$ 92,200.00</b>	<b>\$ 87,000.00</b>

**Psychopathic Court Wards**

**CARE OF HARMLESS INSANE**  
 APPROPRIATION \$102,768.00 ✓

Classification	EXPENDITURES				
	Actual Prior Year 1932-33	Actual Current Year To 3-1-1934	Estimated Current Year 1933-34	Requested Fiscal Year 1934-35	Allowed Fiscal Year 1934-35
<b>MAINTENANCE AND OPERATION</b>					
<b>Services Other Than Personal</b>					
Auto Mileage Allowance.....	\$ 1,394.48	\$ 903.04	\$ 1,500.00	\$ 1,500.00	\$ 1,500.00
Cartage .....	3.00		5.00	14.00	14.00
Express .....			5.00	10.00	10.00
Food and Lodging.....	23.65	2.00	40.00	50.00	50.00
Freight .....			5.00	13.00	13.00
Miscellaneous Services, N.O.C.....			5.00	22.00	22.00
Telegraph .....	85.13	9.46	20.00	50.00	50.00
Telephone .....	19.80	10.10	20.00	22.00	22.00
Transportation Service.....	368.48	20.95	125.00	250.00	250.00
<b>Contributions, Awards and Fixed Obligations</b>					
Board and Care.....	109,100.38	55,907.43	92,500.00	100,600.00	100,517.00
Cash .....	764.50	105.00	400.00	250.00	250.00
Dental Service.....	20.00		10.00	45.00	45.00
Medical Service.....	24.95		10.00	25.00	25.00
Merchandise .....	12.25				
<b>TOTAL PSYCHOPATHIC COURT WARDS</b>	<b>\$ 111,816.62</b>	<b>\$ 56,957.98</b>	<b>\$ 94,645.00</b>	<b>\$ 102,851.00</b>	<b>\$ 102,768.00</b>

CHARITIES, HOSPITALS AND CORRECTIONS

Jail

CUSTODY OF PRISONERS

APPROPRIATIONS, \$498,880.96

Classification	EXPENDITURES				
	Actual Prior Year 1932-33	Actual Current Year To 3-1-1934	Estimated Current Year 1933-34	Requested Fiscal Year 1934-35	Allowed Fiscal Year 1934-35
<b>SALARIES AND WAGES</b>					
<b>Title of Position</b>	<b>Rate of Pay</b>				
	<b>A</b>	<b>B</b>	<b>C</b>		
1 Jailer .....	\$ 400	\$ 400	\$ 400	\$	4,123.20
1 Asst. Jailer .....	225	235	250		2,563.44
4 Deputies Jailer .....	200	210	225		9,108.24
3 Jail Patrolmen .....	195	195	195		6,381.36
10 Floormen .....	185	185	185		20,180.40
1 Inspector of Trusties .....	180	180	180		1,963.44
1 Contact Officer .....	275	275	275		2,999.76
2 Asst. Contact Officers .....	180	190	200		4,145.04
1 Steward .....	225	235	250		2,727.00
2 Asst. Stewards .....	165	170	175		3,817.92
1 Chief Clerk .....	180	190	200		2,181.60
1 Cashier .....	165	170	175		1,908.96
1 Prisoners' Property Clerk .....	175	180	190		1,963.44
1 Asst. Prisoners' Property Clerk .....	160	165	175		1,908.96
1 Asst. Chief Clerk .....	165	170	175		1,908.96
11 Desk Clerks .....	165	170	175		20,398.56
1 Booking Clerk .....	145	150	155		1,690.80
2 Sr. Bookkeepers .....	165	170	175		3,708.84
2 Sr. Clerks .....	145	150	155		3,272.52
4 Stenographers (Male), Gr. II... ..	130	135	140		5,890.32
2 Male Secretaries .....	145	150	160		3,217.92
1 Jail Physician, two-thirds time..	250	250	250		2,727.00
1 Chief Nurse (Male) .....	160	160	160		1,745.28
4 Nurses (Male) .....	140	145	150		6,217.56
79 Turnkeys .....	165	170	175		147,970.92
1 Inspector .....	160	170	180		1,963.44
1 Asst. Inspector .....	155	160	165		1,799.88
1 Head Matron .....	180	190	200		2,181.60
3 Asst. Matrons .....	165	170	175		5,563.08
9 Matrons .....	145	150	155		15,217.20
1 Chef .....	180	190	200		1,963.44
4 Cooks .....	130	140	150		6,217.56
1 Laundryman .....	145	155	170		1,854.36
3 Wardrobe Clerks .....	145	150	155		4,854.24
1 Washerman .....	115	120	125		1,254.48
8 Elevator Operators .....	145	150	155		13,308.24
Meals and Other Maintenance Furnished Employees as Com- pensation .....					21,000.00
<b>TOTAL SALARIES AND WAGES</b> ...	<b>\$ 340,194.76</b>	<b>\$ 225,188.61</b>	<b>\$ 341,626.32</b>	<b>\$ 343,208.04</b>	<b>\$ 341,898.96</b>

**LOS ANGELES COUNTY BUDGET—1934-35**

**JAIL—Continued**

Classification	EXPENDITURES				
	Actual Prior Year 1932-33	Actual Current Year To 3-1-1934	Estimated Current Year 1933-34	Requested Fiscal Year 1934-35	Allowed Fiscal Year 1934-35
<b>MAINTENANCE AND OPERATION</b>					
<b>Services Other Than Personal</b>					
Auto Service .....	\$ 1,526.66	\$ 196.41	\$ 310.00	\$ 350.00	\$ 350.00
Auto Mileage Allowance .....	202.88	82.44	185.00	150.00	150.00
Board of Prisoners in Outside Jail .....	1,775.34	1,338.40	2,070.00	2,500.00	2,500.00
Electricity—Light .....	6,392.47	2,156.18	5,742.00	5,742.00	5,742.00
Electricity—Power .....	3,446.39	1,112.23	2,535.00	2,535.00	2,535.00
Electricity—Outside Jails .....	42.56	24.50	50.00	50.00	50.00
Expert Services N.O.C. ....		309.50	660.00	650.00	650.00
Gas .....	1,261.96	371.89	875.00	875.00	875.00
Gas—Outside Jails .....	50.48	17.68	30.00	30.00	30.00
Maintenance of Buildings .....	17,595.31	5,314.81	15,000.00	15,000.00	14,500.00
Maintenance of Outside Jails .....	11.00		25.00	25.00	25.00
Minor Installations and Repairs.....				925.00	750.00
Miscellaneous Services N.O.C. ....	2,537.46	691.13	1,500.00	925.00	750.00
Postage .....	186.00	107.00	200.00	200.00	200.00
Repairs and Maintenance, Tools, Devices and Equipment .....	2,646.58	1,119.78	2,100.00	2,000.00	2,000.00
Water .....	3,473.68	1,196.92	3,000.00	3,000.00	3,000.00
Water—Outside Jails .....	54.00	33.25	50.00	50.00	50.00
<b>Supplies</b>					
Ammunition and Explosives .....	1,053.84	245.41	246.00	300.00	300.00
Blankets, Mattresses and Pillows..	1,462.80	686.91	2,040.00	2,500.00	2,500.00
Blankets, Mattresses, Outside Jails .....			150.00	150.00	150.00
Cleaning and Caretaking .....	10,900.65	4,153.11	8,000.00	7,000.00	7,000.00
Clothing and Dry Goods .....	10,244.78	7,522.76	9,000.00	8,000.00	8,000.00
Food Preparing and Serving .....	1,442.74	647.90	1,200.00	1,200.00	1,200.00
Medical, Surgical and Laboratory .....	4,494.24	2,128.12	4,000.00	4,000.00	4,000.00
Miscellaneous N.O.C. ....	3,150.61	1,191.99	2,000.00	2,000.00	2,000.00
Lighting .....		46.99	50.00	50.00	50.00
Office, N.O.C. ....	289.69	153.39	250.00	250.00	250.00
Operating Supplies and Tools .....		47.88	125.00	125.00	100.00
Provisions .....	120,351.34	67,131.28	110,000.00	120,000.00	120,000.00
Record Books, Papers, Forms and Covers .....	1,288.95	396.40	500.00	500.00	500.00
Shoemaker's Supplies .....	6.44			200.00	200.00
Writing Supplies .....	225.91	94.92	125.00	125.00	125.00
Paint .....				500.00	500.00
<b>TOTAL MAINTENANCE AND OPERATION</b> .....	<b>\$ 196,114.76</b>	<b>\$ 98,519.18</b>	<b>\$ 172,018.00</b>	<b>\$ 181,907.00</b>	<b>\$ 181,032.00</b>
<b>Deductions</b>					
Meals and Other Maintenance, Furnished Employees as Com- pensation .....	\$ 20,830.71	\$ 11,933.62	\$ 21,000.00	\$ 21,000.00	\$ 21,000.00
Interdepartmental Service Charges .....	4,000.00	1,650.00	3,300.00	3,300.00	3,300.00
<b>Total Deductions</b> .....	<b>\$ 24,830.71</b>	<b>\$ 13,583.62</b>	<b>\$ 24,300.00</b>	<b>\$ 24,300.00</b>	<b>\$ 24,300.00</b>
<b>TOTAL MAINTENANCE AND OPERATION (NET)</b> .....	<b>\$ 171,284.05</b>	<b>\$ 84,935.56</b>	<b>\$ 147,718.00</b>	<b>\$ 157,607.00</b>	<b>\$ 156,732.00</b>

**CHARITIES, HOSPITALS AND CORRECTIONS**

**JAIL—Continued**

Classification	EXPENDITURES				
	Actual Prior Year 1932-33	Actual Current Year To 3-1-1934	Estimated Current Year 1933-34	Requested Fiscal Year 1934-35	Allowed Fiscal Year 1934-35
<b>CAPITAL OUTLAY</b>					
<b>Equipment</b>					
Cleaning and Caretaking .....	\$ 4,136.27	\$	\$	\$	\$
Food Preparing and Serving .....	3,956.37	24.56	25.00	250.00	250.00
Bread Slicing Machine...\$250.00					
Furniture and Furnishings .....	452.02				
Hand Conveyed Vehicles .....	144.06				
Medical and Surgical .....	146.72				
Office Equipment Other Than Fur- niture .....	101.95				
Other Equipment .....	175.74	67.50	68.00		
Measuring and Observing .....	16.50				
<b>TOTAL CAPITAL OUTLAY .....</b>	<b>\$ 9,129.63</b>	<b>\$ 92.06</b>	<b>\$ 93.00</b>	<b>\$ 250.00</b>	<b>\$ 250.00</b>
<b>TOTAL JAIL .....</b>	<b>\$ 520,608.44</b>	<b>\$ 310,216.23</b>	<b>\$ 489,437.32</b>	<b>\$ 501,065.04</b>	<b>\$ 498,880.96</b>

# Jail Store

## SUPPLYING MERCHANDISE TO PRISONERS

APPROPRIATIONS \$81,370.56 ✓

Classification	EXPENDITURES				
	Actual Prior Year 1932-33	Actual Current Year To 3-1-1934	Estimated Current Year 1933-34	Requested Fiscal Year 1934-35	Allowed Fiscal Year 1934-35
<b>SALARIES AND WAGES</b>					
<b>Title of Position</b>			<b>Rate of Pay</b>		
			<b>A</b>	<b>B</b>	<b>C</b>
1 Storekeeper .....			\$ 145	\$ 150	\$ 155
3 Asst. Storekeepers .....			125	130	135
Meals and Other Maintenance Furnished Employees as Com- pensation .....					
					480.00
<b>TOTAL SALARIES AND WAGES</b> ...	\$ 6,617.76	\$ 4,103.61	\$ 6,370.56	\$ 6,370.56	\$ 6,370.56
<b>MAINTENANCE AND OPERATION</b>					
<b>Supplies</b>					
Merchandise .....	\$ 50,860.02	\$ 23,261.84	\$ 40,000.00	\$ 75,000.00	\$ 75,000.00
<b>TOTAL JAIL STORE</b> .....	\$ 57,477.78	\$ 27,365.45	\$ 46,370.56	\$ 81,370.56	\$ 81,370.56

L 433

CHARITIES, HOSPITALS AND CORRECTIONS

**Detention Camps**  
**CUSTODY OF PRISONERS**  
**APPROPRIATIONS \$184,929.76**



Classification	EXPENDITURES				
	Actual Prior Year 1932-33	Actual Current Year To 3-1-1934	Estimated Current Year 1933-34	Requested Fiscal Year 1934-35	Allowed Fiscal Year 1934-35
<b>SALARIES AND WAGES</b>					
<b>Title of Position</b>			<b>Rate of Pay</b>		
			<b>A</b>	<b>B</b>	<b>C</b>
1 Captain, Detention Camps.....			\$ 250	\$ 260	\$ 275
8 Asst. Captains .....3M.			175	180	190
1 Sr. Clerk (Male) .....			145	150	155
16 Guards .....3M.			165	165	165
5 Truck Drivers .....3M.			150	150	150
8 Cooks .....3M.			110	110	110
16 Detention Camp Road Fore- men .....3M.			165	165	165
Meals and Other Maintenance Furnished Employees as Com- pensation .....					
					17,000.00
<b>TOTAL SALARIES AND WAGES</b> ...	<b>\$ 109,507.66</b>	<b>\$ 71,259.45</b>	<b>\$ 109,338.56</b>	<b>\$ 110,974.76</b>	<b>\$ 110,974.76</b>

**MAINTENANCE AND OPERATION**

**Services Other Than Personal**

Auto Service .....	\$ 6,438.76	\$ 3,500.58	\$ 5,906.00	\$ 6,000.00	\$ 6,000.00
Auto Mileage Allowance .....		46.80			
Electricity .....		779.85	780.00		
Minor Installations and Changes..				50.00	50.00
Miscellaneous Services, N.O.C. ....	3,005.23	74.71	185.00	150.00	150.00
Repairs and Maintenance, Tools, Devices and Equipment .....		459.37	870.00	1,000.00	1,000.00
Telephone .....	92.75	47.95	72.00	150.00	150.00

**Supplies**

Bedding .....	692.02	136.85	383.00	1,000.00	1,000.00
Cleaning and Caretaking .....	2,407.43	1,041.04	1,800.00	1,900.00	1,900.00
Clothing .....	7,209.52	3,357.88	5,931.00	6,500.00	6,500.00
Electrical .....	180.39	52.43	90.00	100.00	100.00
Food Preparing and Serving .....	1,150.99	566.49	1,005.00	1,300.00	1,300.00
Fuel .....	5,879.56	2,831.70	5,643.00	5,700.00	5,700.00
Maintenance of Buildings .....	183.49	23.16	40.00	200.00	200.00
Miscellaneous, N.O.C. ....	1,518.66	522.40	1,060.00	1,200.00	1,000.00
Office, N.O.C. ....	11.58	1.09	2.00	10.00	10.00
Operating Supplies and Tools .....	1,732.81	491.34	900.00	1,000.00	1,000.00
Provisions .....	53,652.54	31,639.55	52,540.00	60,000.00	60,000.00
Record Books, Papers, Forms and Covers .....	108.39	24.38	40.00	50.00	50.00
Writing Supplies .....	11.06	6.97	10.00	15.00	15.00

**LOS ANGELES COUNTY BUDGET—1934-35**

**DETENTION CAMPS—Continued**

Classification	EXPENDITURES				
	Actual Prior Year 1932-33	Actual Current Year To 3-1-1934	Estimated Current Year 1933-34	Requested Fiscal Year 1934-35	Allowed Fiscal Year 1934-35
<b>MAINTENANCE AND OPERATION—Continued</b>					
Contributions, Awards and Fixed Obligations					
Rent .....	\$ 480.00	\$ 320.00	\$ 480.00	\$ 480.00	\$ 480.00
<b>TOTAL MAINTENANCE AND OPERATION</b> .....	<b>\$ 84,755.18</b>	<b>\$ 45,924.54</b>	<b>\$ 77,737.00</b>	<b>\$ 86,805.00</b>	<b>\$ 86,605.00</b>
Less Meals and Other Maintenance Furnished Employees as Compensation .....	<del>27,687.17</del> <i>17,682.17</i>	10,152.82	17,000.00	17,000.00	17,000.00
<b>TOTAL MAINTENANCE AND OPERATION (NET)</b> .....	<b>\$ <del>57,068.01</del> <i>67,068.01</i></b>	<b>\$ 35,771.72</b>	<b>\$ 60,737.00</b>	<b>\$ 69,805.00</b>	<b>\$ 69,605.00</b>
<b>CAPITAL OUTLAY</b>					
<b>Equipment</b>					
Food Preparing and Serving .....	\$ 552.45	\$	\$	\$	\$
Furniture and Furnishings .....	85.50				
Motor Vehicles .....				3,600.00	3,600.00
1 Service Truck .....	\$1,800.00				
3 Pick-up Trucks .....	1,800.00				
<b>Total Equipment</b> .....	<b>\$ 637.95</b>	<b>\$</b>	<b>\$</b>	<b>\$ 3,600.00</b>	<b>\$ 3,600.00</b>
<b>Structural and Non-Structural Improvements</b>					
Portable Houses .....	\$	\$	\$	\$ 750.00	\$ 750.00
<b>TOTAL CAPITAL OUTLAY</b> .....	<b>\$ 637.95</b>	<b>\$</b>	<b>\$</b>	<b>\$ 4,350.00</b>	<b>\$ 4,350.00</b>
<b>TOTAL DETENTION CAMPS</b> .....	<b>\$ <del>167,913.62</del> <i>177,213.62</i></b>	<b>\$ 107,031.17</b>	<b>\$ 170,075.56</b>	<b>\$ 185,129.76</b>	<b>\$ 184,929.76</b>

**Wages to Prisoners**

**FINANCIAL AID TO DEPENDENT FAMILIES OF PRISONERS**  
**APPROPRIATION \$40,000.00**

**MAINTENANCE AND OPERATION**

**Services Other Than Personal**

Financial Aid to Dependent Families .....	\$ 45,024.66	\$ 20,135.50	\$ 34,000.00	\$ 40,000.00	\$ 40,000.00
---	--------------	--------------	--------------	--------------	--------------

CHARITIES, HOSPITALS AND CORRECTIONS

Juvenile Hall

CARE OF JUVENILE COURT WARDS

APPROPRIATIONS \$194,064.64 ✓

Classification	EXPENDITURES				
	Actual Prior Year 1932-33	Actual Current Year To 3-1-1934	Estimated Current Year 1933-34	Requested Fiscal Year 1934-35	Allowed Fiscal Year 1934-35
<b>SALARIES AND WAGES</b>					
<b>Title of Position</b>	<b>Rate of Pay</b>				
	<b>A</b>	<b>B</b>	<b>C</b>		
1 Superintendent of Juvenile Hall ..... F.M.	\$ 250	\$ 250	\$ 250		\$ 2,727.00
1 Asst. Superintendent of Juvenile Hall..... F.M.	145	150	155		1,636.20
1 Steward (Male)..... F.M.	125	135	150		1,363.56
1 Physician-Psychiatrist (Male) ..... F.M.	400	400	400		4,123.20
1 Asst. Physician-Psychiatrist ..... F.M.	225	235	250		2,563.44
1 Physician .....	250	275	300		2,999.76
1 Psychological Examiner.....	250	250	250		2,727.00
1 Asst. Psychological Examiner....	125	130	135		1,472.64
1 Psychiatric Social Worker, half time .....	85	85	85		927.24
1 Physician-Surgeon (Male), one- half day per week.....	50	50	50		545.40
1 Dentist, to give 6 hrs. per week per month.....	50	50	50		545.40
1 Jr. Bookkeeper.....	130	135	140		1,418.04
2 Stenographers, Grade II.....	130	135	140		3,054.24
1 Stenographer, Grade I.....	115	120	125		1,308.96
1 Typist-Clerk, Grade III.....	130	135	140		1,472.64
4 Typist-Clerks, Grade I.....	100	105	110		4,472.40
10 Boys' Attendants ..... F.M.	95	100	105		10,526.76
1 Supervising Nurse.....	165	170	175		1,799.88
3 Night Nurses.....	145	150	155		4,908.72
12 Nurses, Hospital.....	135	140	145		18,326.04
1 Housekeeper .....	155	155	155		1,690.80
4 Telephone Operators.....	115	120	125		5,181.48
9 Girls' Attendants..... F.M.	95	100	105		10,308.60
9 Asst. Matrons..... F.M.	65	70	75		7,090.56
7 Maids ..... F.M.	55	60	65		4,363.44
4 Attendants, Hospital (Male) ..... F.M.	60	65	70		2,617.92
1 Recreational Director (Male) ..... F.M.	125	130	135		1,418.04
1 Recreational Director (Female) ..... F.M.	125	130	135		1,363.56
2 Night Watchmen .....	125	130	135		2,836.20
1 Chief Maintenance Man..... F.M.	130	135	140		1,472.64
1 Gardener .....	140	145	150		1,527.12
1 Gardener and Utility Man.....	125	130	135		1,363.56
1 Cook ..... F.M.	105	105	105		1,145.40
1 Asst. Cook (Female)..... F.M.	95	100	105		1,090.80
2 Nurses, as needed, per day.....	6.00	6.00	6.00	}	3,000.00
13 Attendants, as needed, per day..	3.00	3.00	3.00		

LOS ANGELES COUNTY BUDGET—1934-35

JUVENILE HALL—Continued

Classification	EXPENDITURES				
	Actual Prior Year 1932-33	Actual Current Year To 3-1-1934	Estimated Current Year 1933-34	Requested Fiscal Year 1934-35	Allowed Fiscal Year 1934-35
<b>SALARIES AND WAGES—Continued</b>					
<b>Title of Position—Continued</b>					
Cash in lieu of Meals and Main- tenance .....	\$	\$	\$	\$	\$ 20,800.00
Meals and Other Maintenance Fur- nished Employees and Compensa- tion .....					700.00
<b>TOTAL SALARIES AND WAGES...</b>	<b>\$ 130,135.00</b>	<b>\$ 89,620.11</b>	<b>\$ 136,111.36</b>	<b>\$ 136,888.64</b>	<b>\$ 136,888.64</b>
<b>MAINTENANCE AND OPERATION</b>					
<b>Personal Services Other Than Employees</b>					
Educational .....	\$ 12,428.01	\$	\$	\$	\$
<b>Services Other Than Personal</b>					
Automobile Service.....	322.34	62.19	240.00	120.00	120.00
Automobile Mileage Allowance.....	298.92	128.32	265.00	385.00	385.00
Cleaning and Sanitation.....		8.93	25.00	25.00	25.00
Clock, Signal and Burglar Alarm..	50.00		50.00	50.00	50.00
Electricity .....	2,409.92	1,329.91	2,500.00	2,520.00	2,520.00
Gas .....	303.35	146.30	360.00	360.00	360.00
Laundry and Towel Service.....	5,625.71	3,537.78	6,000.00	6,240.00	6,240.00
Minor Installations and Changes...	98.14			562.00	362.00
Miscellaneous Services, N.O.C.....	184.30				
Postage .....	179.00	102.89	225.00	225.00	225.00
Repairs and Maintenance—Land, Structures and Non-structural Improvements .....	3,358.89	1,649.81	4,300.00	7,650.00	6,850.00
Repairs and Maintenance—Tools, Devices and Equipment.....	1,162.59	278.53	500.00	475.00	475.00
Steam .....	3,300.00	494.32	2,400.00	2,400.00	2,400.00
Telegraph .....			10.00	10.00	10.00
Telephone .....	1,302.79	844.18	1,500.00	1,500.00	1,500.00
Water .....	1,968.36	951.81	1,920.00	1,920.00	1,920.00
<b>Supplies</b>					
Cleaning and Caretaking.....	2,235.62	1,054.78	1,680.00	1,680.00	1,680.00
Clothing and Sewing.....	5,615.58	963.31	3,645.00	2,700.00	2,700.00
Educational .....	259.33				
<b>Furnishings:</b>					
Bedding and Linens.....		101.20	250.00	250.00	250.00
Food Preparing and Serving.....	632.31	299.08	600.00	600.00	600.00
Household Furnishings, N.O.C.....	545.63	90.29	150.00	150.00	150.00
Linoleum—Replacements .....		140.99	150.00	100.00	100.00
Gardening .....	110.51	22.15	75.00	300.00	100.00
Heat, Light and Power.....		301.56	350.00	350.00	350.00
Ice .....	297.09				
Inventory .....	Cr. 2,598.31				
Medical, Surgical and Laboratory..	2,203.89	619.02	1,350.00	1,350.00	1,350.00
Miscellaneous Supplies .....	1,781.72	774.35	1,200.00	1,200.00	1,200.00
Operating Supplies and Tools.....	862.73	315.86	550.00	550.00	550.00
Office Supplies, N.O.C.....	1,266.94	25.18	50.00	50.00	50.00

**CHARITIES, HOSPITALS AND CORRECTIONS**

**JUVENILE HALL—Continued**

Classification	EXPENDITURES				
	Actual Prior Year 1932-33	Actual Current Year To 3-1-1934	Estimated Current Year 1933-34	Requested Fiscal Year 1934-35	Allowed Fiscal Year 1934-35
<b>MAINTENANCE AND OPERATION—Continued</b>					
<b>Supplies—Continued</b>					
Provisions .....	\$ 20,294.38	\$ 13,197.05	\$ 23,360.00	\$ 23,360.00	\$ 23,360.00
Record Books, Papers, Forms and Covers .....		194.49	500.00	400.00	400.00
Recreational .....	221.75	34.54	100.00	100.00	100.00
Writing .....		33.69	150.00	150.00	150.00
<b>Contributions, Awards and Fixed Obligations</b>					
Beds, Children's Home Society.....	600.00	300.00	600.00	600.00	600.00
<b>TOTAL MAINTENANCE AND OPERATION .....</b>	<b>\$ 67,321.49</b>	<b>\$ 28,002.51</b>	<b>\$ 55,055.00</b>	<b>\$ 58,332.00</b>	<b>\$ 57,132.00</b>
Less Meals and Other Maintenance Furnished Employees as Compen- sation .....	817.91	336.72	575.00	700.00	700.00
<b>TOTAL MAINTENANCE AND OPERATION (NET) .....</b>	<b>\$ 66,503.58</b>	<b>\$ 27,665.79</b>	<b>\$ 54,480.00</b>	<b>\$ 57,632.00</b>	<b>\$ 56,432.00</b>
<b>CAPITAL OUTLAY</b>					
<b>Equipment</b>					
Educational .....	\$ 3.50	\$	\$	\$	\$
Furniture and Furnishings.....	4.70				
Gymnasium and Playground.....	20.00				
Lawn and Garden Equipment.....				22.00	
Lawn Mower.....\$ 22.00					
Measuring and Observing.....	272.10				
Office Equipment Other Than Fur- niture .....				57.50	
Office Equip., N.O.C.....\$ 57.50					
Refrigerating Equipment.....				744.00	744.00
Ice Machine.....\$ 744.00					
<b>TOTAL CAPITAL OUTLAY.....</b>	<b>\$ 300.30</b>	<b>\$</b>	<b>\$</b>	<b>\$ 823.50</b>	<b>\$ 744.00</b>
<b>TOTAL JUVENILE HALL.....</b>	<b>\$ 196,938.88</b>	<b>\$ 117,285.90</b>	<b>\$ 190,591.36</b>	<b>\$ 195,344.14</b>	<b>\$ 194,064.64</b>

**LOS ANGELES COUNTY BUDGET—1934-35**

**El Retiro**

**CARE OF JUVENILE COURT WARDS**

**APPROPRIATIONS \$35,106.68**

Classification	EXPENDITURES					
	Actual Prior Year 1932-33	Actual Current Year To 3-1-1934	Estimated Current Year 1933-34	Requested Fiscal Year 1934-35	Allowed Fiscal Year 1934-35	
<b>SALARIES AND WAGES</b>						
<b>Title of Position</b>			<b>Rate of Pay</b>			
			<b>A</b>	<b>B</b>	<b>C</b>	
1 Superintendent, El Retiro..F.M.			\$ 200	\$ 215	\$ 225	\$ 2,181.60
1 Asst. Superintendent and Home Director .....F.M.			150	150	150	1,636.20
1 Bookkeeper and Secretary..F.M.			115	120	125	1,363.56
1 Stenographer, Grade I .....F.M.			75	80	85	818.16
1 Recreational Director .....F.M.			125	125	125	1,363.56
3 Home Directors .....F.M.			100	100	100	3,272.40
3 Asst. Matrons .....F.M.			65	70	75	2,181.72
1 Utility Man, Residence Fur- nished .....			150	160	170	1,854.36
1 Night Watchman .....F.M.			115	120	125	1,254.48
1 Laborer .....			50	50	50	545.40
1 Laborer .....			40	40	40	436.32
1 Relief Worker .....			45	45	45	490.92
Student Workers .....						600.00
Cash in Lieu of Meals and Maintenance .....						875.00
Meals and Other Maintenance Furnished Employees as Com- pensation .....						4,581.36
<b>TOTAL SALARIES AND WAGES....</b>	<b>\$ 28,708.89</b>	<b>\$ 15,047.18</b>	<b>\$ 24,096.11</b>	<b>\$ 23,455.04</b>	<b>\$ 23,455.04</b>	

**MAINTENANCE AND OPERATION**

**Personal Services Other Than  
Employees**

Educational (High School) .....	\$ 1,963.63	\$ 96.00	\$ 180.00	\$ 180.00	\$ 180.00
Miscellaneous, N.O.C. ....	276.70				

**Services Other Than Personal**

Auto Service .....	627.63	35.03	200.00	500.00	500.00
Auto Mileage Allowance .....	244.52	142.52	225.00	200.00	200.00
Electricity .....	2,489.44	821.48	1,990.00	1,990.00	1,990.00
Express .....			2.00	2.00	2.00
Freight .....			1.00	1.00	1.00
Gas .....	1,877.04	597.27	1,250.00	1,250.00	1,250.00
Laundry Service .....	357.81	157.15	300.00	300.00	300.00
Repairs and Maintenance, Land, Structures and Non-structural Improvements .....	780.19	1,346.92	1,347.00	100.00	100.00
Minor Installations and Changes..	2.00			25.00	25.00
Miscellaneous Services, N.O.C. ....	115.41	5.00	171.00	171.00	171.00
Postage .....	110.00	32.00	100.00	100.00	100.00
Repairs to Tools, Devices and Equipment .....	52.94	57.57	150.00	200.00	200.00

**CHARITIES, HOSPITALS AND CORRECTIONS**

**EL RETIRO—Continued**

Classification	EXPENDITURES				
	Actual Prior Year 1932-33	Actual Current Year To 3-1-1934	Estimated Current Year 1933-34	Requested Fiscal Year 1934-35	Allowed Fiscal Year 1934-35
<b>MAINTENANCE AND OPERATION—Continued</b>					
<b>Services Other Than Personal—Continued</b>					
Telegraph .....	\$ 10.09	\$ 2.13	\$ 10.00	\$ 10.00	\$ 10.00
Telephone .....	359.13	166.55	350.00	350.00	350.00
Transportation, Local .....	18.45				
Water .....	1,132.73	678.80	1,250.00	1,250.00	1,250.00
<b>Supplies</b>					
Art Supplies and Materials .....			10.00	10.00	10.00
Cleaning and Caretaking — Cot- tages .....	316.42	139.70	250.00	274.00	274.00
Cleaning and Caretaking—School and Vocational .....	22.55		50.00	50.00	50.00
Clothing, Dry Goods and Notions —Personal .....	1,111.33	236.06	900.00	900.00	900.00
Electrical .....	92.80	1.78	50.00	50.00	50.00
Feed and Supplies for Poultry and Animals .....	102.58				
Food Preparing and Serving .....	190.13	9.60	100.00	100.00	100.00
Furnishings, N.O.C. ....	357.86	13.58	150.00	150.00	150.00
Gardens and Agricultural .....	6.76		5.00	5.00	5.00
Ice .....	5.51		10.00	10.00	10.00
Medical, Surgical and Laboratory	91.75	25.50	75.00	75.00	75.00
Miscellaneous, N.O.C. ....	632.56	231.17	450.00	450.00	450.00
Miscellaneous—School Dept. ....	86.45	12.64	85.00	85.00	85.00
Office Supplies, N.O.C. ....	167.40	47.45	125.00	125.00	125.00
Provisions .....	7,679.14	3,440.02	7,000.00	7,000.00	7,000.00
Provisions Domestic Science Class	46.57	3.99	40.00		
Labor Camp—Olive View .....	970.13	464.74	1,000.00		
Inventory .....	Cr. 564.33				
<b>Contributions, Awards and Fixed Obligations</b>					
Rent .....	4.00	3.00	4.00	4.00	4.00
<b>TOTAL MAINTENANCE AND OPERATION</b> .....	<b>\$ 21,737.32</b>	<b>\$ 8,767.65</b>	<b>\$ 17,830.00</b>	<b>\$ 15,917.00</b>	<b>\$ 15,917.00</b>
Less Meals and Other Mainte- nance Furnished Employees as Compensation .....	5,796.14	2,468.69	4,582.00	4,581.36	4,581.36
<b>TOTAL MAINTENANCE AND OPERATION (NET)</b> .....	<b>\$ 15,941.18</b>	<b>\$ 6,298.96</b>	<b>\$ 13,248.00</b>	<b>\$ 11,355.64</b>	<b>\$ 11,335.64</b>
<b>CAPITAL OUTLAY</b>					
<b>Equipment</b>					
Cleaning and Caretaking Equip- ment .....	\$	\$	\$	\$ 169.00	\$ 169.00
Washing Machine .....	\$130.00				
Vacuum Cleaner .....	39.00				

**LOS ANGELES COUNTY BUDGET—1934-35**

**EL RETIRO—Continued**

Classification	EXPENDITURES				
	Actual Prior Year 1932-33	Actual Current Year To 3-1-1934	Estimated Current Year 1933-34	Requested Fiscal Year 1934-35	Allowed Fiscal Year 1934-35
<b>CAPITAL OUTLAY—Continued</b>					
<b>Equipment—Continued</b>					
Furniture and Furnishings .....	\$	\$	\$	\$ 52.00	\$ 52.00
Water Coolers, Stands, etc. ....	\$52.00				
Heat, Light and Power Equipment Automatic Water Heater..	\$95.00			95.00	95.00
Measuring and Observing Equip- ment .....			17.00		
<b>TOTAL CAPITAL OUTLAY .....</b>	<b>\$</b>	<b>\$</b>	<b>\$ 17.00</b>	<b>\$ 316.00</b>	<b>\$ 316.00</b>
<b>TOTAL EL RETIRO .....</b>	<b>\$ 44,650.07</b>	<b>\$ 21,346.14</b>	<b>\$ 37,361.11</b>	<b>\$ 35,106.68</b>	<b>\$ 35,106.68</b>

CHARITIES, HOSPITALS AND CORRECTIONS

**Probation Committee**  
**SUPERVISION OF JUVENILE DETENTION INSTITUTIONS**  
**APPROPRIATIONS \$2,825.28**

Classification	EXPENDITURES				
	Actual Prior Year 1932-33	Actual Current Year To 3-1-1934	Estimated Current Year 1933-34	Requested Fiscal Year 1934-35	Allowed Fiscal Year 1934-35
<b>SALARIES AND WAGES</b>					
Title of Position			Rate of Pay		
			A	B	C
1 Stenographic Secretary, Gr. II.			\$ 150	\$ 155	\$ 160
1 Stenographer, Grade I, as needed, per day .....			4.50	4.50	4.50
					\$ 1,745.28
<b>TOTAL SALARIES AND WAGES</b> .....\$	3,244.78	\$ 1,455.33	\$ 2,345.28	\$ 2,345.28	\$ 2,245.28
<b>MAINTENANCE AND OPERATION</b>					
<b>Services Other Than Personal</b>					
Auto Service .....	\$ 422.62	\$ 205.51	\$ 400.00	\$ 400.00	\$ 400.00
Miscellaneous Services, N.O.C. ....	59.60	10.48	25.00	25.00	25.00
Postage .....	46.96	33.28	50.00	75.00	60.00
<b>Supplies</b>					
Office Supplies, N.O.C. ....	21.33	3.35	25.00	50.00	40.00
Record Books, Papers, Forms and Covers .....	25.56	7.89	10.00	25.00	25.00
Writing Supplies .....	6.54	1.74	2.00	5.00	5.00
<b>TOTAL MAINTENANCE AND OPERATION</b> .....	\$ 582.61	\$ 262.25	\$ 512.00	\$ 580.00	\$ 555.00
<b>CAPITAL OUTLAY</b>					
<b>Equipment</b>					
Furniture and Furnishings .....	\$ 37.64	\$	\$ 25.00	\$ 25.00	\$ 25.00
Furnishings, N.O.C. ....	\$25.00				
<b>TOTAL PROBATION COMMITTEE</b> .....\$	3,865.03	\$ 1,717.58	\$ 2,882.28	\$ 2,950.28	\$ 2,825.28

# Probation Department

## SUPERVISION OF COURT WARDS

APPROPRIATIONS \$392,264.60 ✓

Classification	EXPENDITURES				
	Actual Prior Year 1932-33	Actual Current Year To 3-1-1934	Estimated Current Year 1933-34	Requested Fiscal Year 1934-35	Allowed Fiscal Year 1934-35
<b>SALARIES AND WAGES</b>					
<b>Title of Position</b>	<b>Rate of Pay</b>				
	<b>A</b>	<b>B</b>	<b>C</b>		
1 Probation Officer, per annum....	\$6,000	\$6,000	\$6,000	\$	5,154.00
1 Director Adult Division .....	350	350	350		3,607.80
1 Director, Juvenile Division .....	275	275	275		2,999.76
2 Divisional Directors .....	200	210	225		4,908.72
1 Director, Investigations (Girls)	200	210	225		2,454.36
1 Director, Investigations (Boys)	200	210	225		2,181.60
1 Director, Adult Supervision .....	200	210	225		2,454.36
1 Director, Investigations (Boys)	185	185	185		2,018.04
1 Director, Supervision (Girls)....	185	185	185		2,018.04
1 Court Investigator .....	200	200	200		2,181.60
28 Divisional Directors .....	185	185	185		56,505.12
2 Divisional Directors (Camp for Juvenile Vagrants) .....3M.	175	175	175		3,817.92
1 Parole Officer .....	185	185	185		2,018.04
5 Investigators .....	185	185	185		10,090.20
83 Deputy Probation Officers .....	150	160	175		145,860.16
6 Deputy Probation Officers (Camps for Juvenile Vagrants) .....3M.	150	160	175		9,926.28
4 Student Deputy Probation Offi- cers (Camps for Juvenile Va- grants) .....3M.	75	75	75		3,272.64
1 Psychiatric Social Worker, half time .....	85	85	85		927.24
1 Director, Financial Division .....	200	210	225		2,454.36
1 Jr. Accountant .....	180	190	200		1,963.44
1 Sr. Bookkeeper .....	165	170	175		1,908.96
1 Jr. Bookkeeper .....	130	135	140 (a)		1,690.80
1 Bookkeeping Machine Operator	155	160	165		1,690.80
1 Asst. Bookkeeping Machine Op- erator .....	130	135	140		1,418.04
1 Stenographic Secretary, Gr. III	150	160	170		1,854.36
2 Stenographers, Grade II .....	130	135	140		3,054.24
6 Stenographers, Grade I .....	115	120	125 (b)		8,235.84
15 Dictating Machine Operators....	115	120	125 (b)		19,580.64
6 Typist-Clerks, Grade II .....	115	120	125		7,908.36
1 Statistical Clerk .....	145	150	155		1,636.20
2 Sr. Clerks .....	145	150	155		3,381.60
2 File Clerks .....	130	135	140		2,999.76
3 Clerks, Grade II .....	115	120	125		3,817.92
1 Clerk (Male), Grade II .....	115	120	125		1,254.48
1 Information Clerk .....	115	120	125		1,363.56
2 Messengers .....	75	80	85		1,745.28
1 Attendant (Female) .....	135	140	145		1,581.72
1 Attendant (Male) .....	135	140	145		1,581.72

**CHARITIES, HOSPITALS AND CORRECTIONS**

**PROBATION DEPARTMENT—Continued**

Classification	EXPENDITURES					
	Actual Prior Year 1932-33	Actual Current Year To 3-1-1934	Estimated Current Year 1933-34	Requested Fiscal Year 1934-35	Allowed Fiscal Year 1934-35	
<b>SALARIES AND WAGES—Continued</b>						
<b>Title of Position</b>			<b>Rate of Pay</b>			
			<b>A</b>	<b>B</b>	<b>C</b>	
1 Chauffeur .....			\$ 125	\$ 130	\$ 135	\$ 1,472.64
2 Stenographers, Grade I, or Dictating Machine Operators, as needed, per day.....			4.50	4.50	4.50	
3 Clerks, Grade I, or Typist-Clerks, Grade I, as needed, per day .....			4.00	4.00	4.00	
8 Deputy Probation Officers, who shall serve without compensation.						
(a) Group D—\$145-150-155, as case may be.						
(b) Group D—\$130-135-140, as case may be.						
<b>TOTAL SALARIES AND WAGES</b> .....	\$ 318,797.48	\$ 220,294.07	\$ 333,355.60	\$ 336,772.68	\$ 334,990.60	
<b>MAINTENANCE AND OPERATION</b>						
<b>Services Other Than Personal</b>						
Auto Service .....	\$ 3,699.96	\$ 1,886.55	\$ 3,700.00	\$ 3,000.00	\$ 3,000.00	
Auto Mileage Allowance.....	35,257.73	20,730.52	36,000.00	35,000.00	35,000.00	
Food and Lodging .....	1,735.08	859.14	1,800.00	1,600.00	1,600.00	
Miscellaneous, N.O.C.....	792.81	346.57	600.00	600.00	600.00	
Postage .....	3,079.00	1,479.51	2,500.00	2,500.00	2,500.00	
Repairs and Maintenance—Tools, Devices and Equipment.....	720.41	710.93	1,400.00	1,400.00	1,400.00	
Telegraph .....	1,747.05	874.73	1,600.00	1,500.00	1,500.00	
Telephone .....	393.18	161.55	300.00	300.00	300.00	
Transportation, Local.....	1,536.84	203.94	550.00	550.00	550.00	
<b>Supplies</b>						
Office, N.O.C.....	1,181.51	608.98	1,000.00	1,000.00	1,000.00	
Record Books, Papers, Forms and Covers .....	3,855.77	2,076.85	4,000.00	4,000.00	4,000.00	
Writing Supplies.....	614.10	219.33	400.00	400.00	400.00	
Badges .....	54.88			40.00	14.00	
<b>Contributions, Awards and Fixed Obligations</b>						
Rent of Equipment.....		56.50	550.00	925.00	925.00	
<b>TOTAL MAINTENANCE AND OPERATION</b> .....	\$ 54,668.32	\$ 30,215.10	\$ 54,400.00	\$ 52,815.00	\$ 52,789.00	
<b>CAPITAL OUTLAY</b>						
<b>Equipment</b>						
Books .....	\$ 26.37	\$ 15.32	\$ 30.00	\$ 35.00	\$ 35.00	
Furniture and Furnishings.....	1,318.99	570.87	600.00	900.00	900.00	
Filing Cabinets.....	\$ 800.00					
Desks .....	80.00					
Chairs .....	20.00					

**LOS ANGELES COUNTY BUDGET—1934-35**

**PROBATION DEPARTMENT—Continued**

Classification	EXPENDITURES				
	Actual Prior Year 1932-33	Actual Current Year To 3-1-1934	Estimated Current Year 1933-34	Requested Fiscal Year 1934-35	Allowed Fiscal Year 1934-35
<b>CAPITAL OUTLAY—Continued</b>					
<b>Equipment—Continued</b>					
Motor Vehicles.....	\$ 1,500.00	\$	\$	\$ 2,300.00	\$ 2,300.00
Office Equipment Other Than Furniture .....	2,138.34			2,800.00	1,250.00
Ediphones .....	\$ 800.00				
Typewriters .....	450.00				
Bookkeeping Machine .....	1,550.00				
Miscellaneous, N.O.C.....	10.11	62.03	65.00		
<b>TOTAL CAPITAL OUTLAY.....</b>	<b>\$ 4,993.81</b>	<b>\$ 648.22</b>	<b>\$ 695.00</b>	<b>\$ 6,035.00</b>	<b>\$ 4,485.00</b>
<b>TOTAL PROBATION DEPARTMENT.....</b>	<b>\$ 378,459.61</b>	<b>\$ 251,157.39</b>	<b>\$ 388,450.60</b>	<b>\$ 395,622.68</b>	<b>\$ 392,264.60</b>

DIVISION OF SALVAGE

---

## Care of Juvenile Court Wards

CARE OF DEPENDENT CHILDREN

APPROPRIATION \$197,500.00

Classification	EXPENDITURES				
	Actual Prior Year 1932-33	Actual Current Year To 3-1-1934	Estimated Current Year 1933-34	Requested Fiscal Year 1934-35	Allowed Fiscal Year 1935-35
<b>MAINTENANCE AND OPERATION</b>					
Contributions, Awards and Fixed					
Obligations .....	\$ 229,048.74	\$ 114,293.68	\$ 197,500.00	\$ 200,000.00	\$ 197,500.00
Board and Care.....					

# Camps for Juvenile Vagrants


## CUSTODY OF JUVENILE VAGRANTS

APPROPRIATION \$48,860.00

Classification	EXPENDITURES				
	Actual Prior Year 1932-33	Actual Current Year To 3-1-1934	Estimated Current Year 1933-34	Requested Fiscal Year 1934-35	Allowed Fiscal Year 1934-35
<b>MAINTENANCE AND OPERATION</b>					
<b>Services Other Than Personal</b>					
Auto Service .....	\$ 412.62	\$ 1,031.04	\$ 1,500.00	\$ 1,600.00	\$ 1,600.00
Auto Mileage Allowance.....	86.44		225.00	350.00	350.00
Cleaning and Sanitation.....	196.60	122.66	475.00	440.00	440.00
Electricity .....		239.23	975.00	900.00	900.00
Heat, Light and Power .....	222.12				
Miscellaneous, N.O.C.....	534.15	2,792.40	11,075.00	18,300.00	18,300.00
Telephone .....	36.90	25.10	50.00	50.00	50.00
Transportation .....	4,532.25	4,406.50	8,000.00	8,900.00	8,900.00
Water .....		20.80	21.00		
<b>Supplies</b>					
Bedding and Cots.....	886.83	164.20	640.00	200.00	200.00
Clothing .....		226.90	1,500.00	1,200.00	1,200.00
Fire Fighting Supplies.....		4.88	120.00	110.00	110.00
Fuel .....		773.29	1,370.00	700.00	700.00
Gasoline and Oil .....			75.00		
Lubricants .....	3.00		25.00	25.00	25.00
Merchandise .....	1,555.65				
Miscellaneous, N.O.C.....	2,411.69	1,558.77	1,600.00	1,400.00	1,400.00
Office Supplies.....			35.00	60.00	60.00
Operating Supplies and Tools.....	293.02	135.74	300.00	250.00	250.00
Provisions .....	6,620.30	6,614.36	11,000.00	13,850.00	13,850.00
Writing Supplies .....			25.00	25.00	25.00
<b>Contributions, Awards and Fixed Obligations</b>					
Rent of Equipment.....		299.25	300.00		
<b>TOTAL MAINTENANCE AND OPERATION</b> .....	<b>\$ 17,791.57</b>	<b>\$ 18,415.12</b>	<b>\$ 39,311.00</b>	<b>\$ 48,360.00</b>	<b>\$ 48,360.00</b>
<b>CAPITAL OUTLAY</b>					
<b>Equipment</b>					
Miscellaneous, N.O.C.....	\$ 2,627.74	\$ 361.58	\$ 400.00	\$ 500.00	\$ 500.00
Pump .....	\$ 500.00				
Refrigeration .....			600.00		
<b>Total Equipment</b> .....	<b>\$ 2,627.74</b>	<b>\$ 361.58</b>	<b>\$ 1,000.00</b>	<b>\$ 500.00</b>	<b>\$ 500.00</b>
<b>Structural and Non-Structural Improvements</b>					
Miscellaneous S. & N.S.I.....	\$	\$	601.00	\$	\$
Portable Houses .....	4,071.46	28.15	29.00		
<b>Total Structural and Non-Structural Improvements</b> .....	<b>\$ 4,071.46</b>	<b>\$ 28.15</b>	<b>\$ 630.00</b>	<b>\$</b>	<b>\$</b>
<b>TOTAL CAPITAL OUTLAY</b> .....	<b>\$ 6,699.20</b>	<b>\$ 389.73</b>	<b>\$ 1,630.00</b>	<b>\$ 500.00</b>	<b>\$ 500.00</b>
<b>TOTAL CAMPS FOR JUVENILE VAGRANTS</b> .....	<b>\$ 24,490.77</b>	<b>\$ 18,804.85</b>	<b>\$ 40,941.00</b>	<b>\$ 48,860.00</b>	<b>\$ 48,860.00</b>

# Education

Total Appropriations.....\$515,623.54



EDUCATION

**Board of Education**

PRESCRIBING STUDY COURSES, CERTIFICATING TEACHERS, GRADUATING PUPILS

APPROPRIATIONS \$4,111.60 ✓

Classification	EXPENDITURES				
	Actual Prior Year 1932-33	Actual Current Year To 3-1-1934	Estimated Current Year 1933-34	Requested Fiscal Year 1934-35	Allowed Fiscal Year 1934-35
<b>SALARIES AND WAGES</b>					
<b>Title of Position</b>			<b>Rate of Pay</b>		
4 Members of Board of Education, \$10.00 per session, not to exceed \$1,200 to any one member in any one year .....	\$	\$	<b>A      B      C</b>	\$	\$ 2,181.60
<b>TOTAL SALARIES AND WAGES</b> .....	<b>\$ 4,363.20</b>	<b>\$ 2,790.63</b>	<b>\$ 4,291.60</b>	<b>\$ 4,800.00</b>	<b>\$ 2,181.60</b>
<b>MAINTENANCE AND OPERATION</b>					
<b>Services Other Than Personal</b>					
Binding and Book Repairing.....	\$	\$	10.00	\$ 10.00	\$ 10.00
Miscellaneous, N.O.C. ....	11.23		25.00	25.00	25.00
Postage .....	225.00	180.00	300.00	300.00	300.00
Repairs and Maintenance, Tools, Devices and Equipment.....				50.00	50.00
<b>Supplies</b>					
Office Supplies, N.O.C.....	360.64	57.82	450.00	300.00	300.00
Record Books, Papers, Forms and Covers .....	522.27	330.05	700.00	600.00	600.00
Writing Supplies.....	37.46	15.64	75.00	75.00	75.00
<b>TOTAL MAINTENANCE AND OPERATION</b> .....	<b>\$ 1,156.60</b>	<b>\$ 583.51</b>	<b>\$ 1,560.00</b>	<b>\$ 1,360.00</b>	<b>\$ 1,360.00</b>
<b>CAPITAL OUTLAY</b>					
<b>Equipment</b>					
Furniture and Furnishings .....	\$ 275.37	\$	\$	\$ 390.00	\$ 390.00
Filing Cabinets .....	\$ 225.00				
Book Cases .....	165.00				
<b>Office Equipment Other Than Furniture</b> .....	102.06		150.00	180.00	180.00
Typewriters .....	\$ 180.00				
<b>TOTAL CAPITAL OUTLAY</b> .....	<b>\$ 377.43</b>	<b>\$</b>	<b>\$ 150.00</b>	<b>\$ 570.00</b>	<b>\$ 570.00</b>
<b>TOTAL BOARD OF EDUCATION</b> .....	<b>\$ 5,897.23</b>	<b>\$ 3,374.14</b>	<b>\$ 6,001.60</b>	<b>\$ 6,730.00</b>	<b>\$ 4,111.60</b>

## Superintendent of Schools

### SUPERINTENDING EDUCATIONAL AND FINANCIAL WORK OF SCHOOLS

APPROPRIATIONS \$105,271.76

Classification	EXPENDITURES				
	Actual Prior Year 1932-33	Actual Current Year To 3-1-1934	Estimated Current Year 1933-34	Requested Fiscal Year 1934-35	Allowed Fiscal Year 1934-35
<b>SALARIES AND WAGES</b>					
<b>Title of Position</b>	<b>Rate of Pay</b>				
	<b>A</b>	<b>B</b>	<b>C</b>		
1 Superintendent of Schools .....per Annum	\$9,000	\$9,000	\$9,000	\$	7,281.00
1 First Asst. Superintendent of Schools .....	375	400	425		4,380.96
1 Asst. Superintendent of Schools	400	400	400		4,123.20
1 Asst. Superintendent of Schools	325	350	375		3,865.56
1 Office Manager.....	225	235	250		2,727.00
1 Chief Clerk, Paying Division.....	180	190	200		2,181.60
1 Certification Clerk.....	180	190	200		2,181.60
1 Chief Clerk, Retirement Salary Division .....	180	190	200		2,181.60
1 Stenographic Secretary, Grade IV .....	175	180	185		2,018.04
1 Stenographic Secretary, Grade I	140	145	150		1,581.72
6 Sr. Clerks .....	145	150	155		8,344.92
8 Clerks, Grade III.....	130	135	140		11,889.84
1 Librarian .....	130	135	140		1,527.12
6 Comptometer Operators, Grade II .....	130	135	140		8,944.56
1 Typist-Clerk, Grade III.....	130	135	140		1,527.12
10 Stenographers, Grade I.....	115	120	125		13,308.36
2 Clerks, Grade II .....	115	120	120		2,508.96
2 Typist-Clerks, Grade II.....	115	120	125		2,563.44
5 Clerks, Grade I.....	100	105	110		5,672.16
2 Comptometer Operators, Grade I, as needed .....per day	4.50	4.50	4.50		720.00
2 Stenographers, Grade I, as needed .....per day	4.50	4.50	4.50		600.00
6 Clerks, Grade I, or Typist- Clerks, Grade I, as needed .....per day	4.00	4.00	4.00		2,520.00
<b>TOTAL SALARIES AND WAGES...</b>	<b>\$ 84,739.22</b>	<b>\$ 57,193.42</b>	<b>\$ 88,716.44</b>	<b>\$ 92,648.76</b>	<b>\$ 92,648.76</b>

### MAINTENANCE AND OPERATION

#### Services Other Than Personal

Advertising and Publishing					
Notices .....	\$ 2.82	\$ 2.69	\$ 15.00	\$ 15.00	\$ 15.00
Auto Service .....	38.30		200.00	200.00	200.00
Auto Mileage Allowance .....	356.40	199.84	350.00	450.00	450.00
Binding and Book Repairing.....	136.31	16.00	200.00	200.00	200.00
Cartage .....	6.75	2.50	10.00	10.00	10.00
Express .....	9.23	3.00	20.00	20.00	20.00
Freight .....	1.77	4.11	10.00	10.00	10.00
Food and Lodging .....	28.95	14.26	100.00	75.00	75.00
Miscellaneous, N.O.C.....	250.51	4.32	100.00	100.00	100.00
Postage .....	2,505.17	980.01	2,800.00	2,600.00	2,600.00

**EDUCATION**

**SUPERINTENDENT OF SCHOOLS—Continued**

Classification	EXPENDITURES				
	Actual Prior Year 1932-33	Actual Current Year To 3-1-1934	Estimated Current Year 1933-34	Requested Fiscal Year 1934-35	Allowed Fiscal Year 1934-35
<b>MAINTENANCE AND OPERATION—Continued</b>					
<b>Services Other Than Personal—Continued</b>					
Publishing Pamphlets and Books..\$	328.60	\$ 366.10	\$ 500.00	\$ 500.00	\$ 500.00
Repairs and Maintenance, Tools, Devices and Equipment.....	168.45	115.32	300.00	300.00	300.00
Telegraph .....	20.81	11.83	35.00	35.00	35.00
Transportation, Local .....	58.04	23.28	75.00	50.00	50.00
<b>Supplies</b>					
Educational and Scientific.....		12.88	100.00	100.00	100.00
Office, N.O.C. ....	338.44	173.14	450.00	350.00	350.00
Record Books, Papers, Forms and Covers .....	3,716.13	1,140.69	2,000.00	2,000.00	2,000.00
Writing .....	182.94	105.67	250.00	200.00	200.00
District School Warrants.....				4,500.00	4,500.00
<b>Contributions, Awards and Fixed Obligations</b>					
Storage .....		.50	1.00	5.00	5.00
<b>TOTAL MAINTENANCE AND OPERATION .....</b>	<b>\$ 8,149.62</b>	<b>\$ 3,176.14</b>	<b>\$ 7,516.00</b>	<b>\$ 11,720.00</b>	<b>\$ 11,720.00</b>
<b>CAPITAL OUTLAY</b>					
<b>Equipment</b>					
Books .....	\$ 22.00	\$ 2.50	\$ 20.00	\$ 70.00	\$ 70.00
Furniture and Furnishings.....	475.22	80.20	175.00	388.00	388.00
Filing Cabinets .....	\$ 325.00				
Book Cases .....	63.00				
<b>Heat, Cold and Mechanical Power</b>					
Transmission Equipment.....	28.22	10.53	20.00	20.00	20.00
Electric Heater .....	\$ 20.00				
<b>Office Equipment Other Than</b>					
Furniture .....	608.72			425.00	425.00
Typewriters .....	\$ 385.00				
Line-a-times .....	40.00				
<b>TOTAL CAPITAL OUTLAY .....</b>	<b>\$ 1,134.16</b>	<b>\$ 93.23</b>	<b>\$ 215.00</b>	<b>\$ 903.00</b>	<b>\$ 903.00</b>
<b>TOTAL SUPERINTENDENT OF SCHOOLS .....</b>	<b>\$ 94,023.00</b>	<b>\$ 60,462.79</b>	<b>\$ 96,447.44</b>	<b>\$ 105,271.76</b>	<b>\$ 105,271.76</b>

## Visual Education

### EDUCATION THROUGH PICTURES AND OTHER APPEALS TO THE EYE

APPROPRIATIONS \$16,405.36

Classification	EXPENDITURES				
	Actual Prior Year 1932-33	Actual Current Year To 3-1-1934	Estimated Current Year 1933-34	Requested Fiscal Year 1934-35	Allowed Fiscal Year 1934-35
<b>SALARIES AND WAGES</b>					
<b>Title of Position</b>			<b>Rate of Pay</b>		
			<b>A</b>	<b>B</b>	<b>C</b>
1 Director of Visual Education.....		\$ 200	\$ 210	\$ 225	\$ 2,454.36
1 Educational Secretary.....		160	170	180	1,963.44
1 Asst. Photographer.....		140	150	160	1,636.20
1 Colorist.....		130	135	140	1,527.12
1 Clerk, Grade III.....		130	135	140	1,418.04
1 Stenographer, Grade I.....		115	120	125	1,254.48
1 Shipping Clerk.....		115	120	125	1,254.48
1 Clerk, Grade I.....		100	105	110	1,090.80
3 Laboratory and Shipping Assistants.....		90	95	100	1,963.44
<b>TOTAL SALARIES AND WAGES.....</b>	<b>\$ 16,960.28</b>	<b>\$ 9,714.85</b>	<b>\$ 12,992.02</b>	<b>\$ 15,544.08</b>	<b>\$ 14,562.36</b>
<b>MAINTENANCE AND OPERATION</b>					
<b>Services Other Than Personal</b>					
Auto Mileage Allowance.....	\$ 69.92	\$ 10.36	\$ 18.00	\$ 65.00	\$ 65.00
Express.....	3.69				
Miscellaneous, N.O.C.....	48.67	2.54	34.00	5.00	5.00
Postage.....	1,298.00	229.00	750.00	600.00	600.00
Repairs and Maintenance, Tools, Devices and Equipment.....	44.21	19.50	30.00	30.00	30.00
<b>Supplies</b>					
Coloring Supplies.....	18.92	4.69	8.00	8.00	8.00
Miscellaneous, N.O.C.....	68.97	5.69	43.00	25.00	25.00
Office, N.O.C.....	109.31	26.99	72.00	50.00	50.00
Photo and Blueprinting.....	812.52	200.05	325.00	400.00	400.00
Pictorial Materials for Circulation Record Books, Papers, Forms and Covers.....	1,617.82	18.15	513.00	250.00	250.00
Shipping.....	206.02	16.31	90.00	100.00	100.00
Shipping.....	153.27	29.44	50.00	50.00	50.00
Writing.....	17.47	2.12	10.00	10.00	10.00
Finishing.....	664.76		250.00	250.00	250.00
<b>TOTAL MAINTENANCE AND OPERATION.....</b>	<b>\$ 5,133.55</b>	<b>\$ 564.84</b>	<b>\$ 2,193.00</b>	<b>\$ 1,843.00</b>	<b>\$ 1,843.00</b>
<b>CAPITAL OUTLAY</b>					
<b>Equipment</b>					
Picture Taking and Exhibiting.....	\$ 7.35	\$	\$	\$	\$
Furniture and Furnishings.....	259.64	80.00	80.00		
Heat, Cold and Mechanical Power Equipment.....	182.05				
Office Equipment Other Than Furniture.....	25.51				
<b>TOTAL CAPITAL OUTLAY.....</b>	<b>\$ 474.55</b>	<b>\$ 80.00</b>	<b>\$ 80.00</b>	<b>\$</b>	<b>\$</b>
<b>TOTAL VISUAL EDUCATION.....</b>	<b>\$ 22,568.38</b>	<b>\$ 10,359.69</b>	<b>\$ 15,265.02</b>	<b>\$ 17,387.08</b>	<b>\$ 16,405.36</b>

EDUCATION

Otis Art Institute

INSTRUCTION IN FINE AND APPLIED ART

APPROPRIATIONS \$24,509.54

Classification	EXPENDITURES				
	Actual Prior Year 1932-33	Actual Current Year To 3-1-1934	Estimated Current Year 1933-34	Requested Fiscal Year 1934-35	Allowed Fiscal Year 1934-35
<b>SALARIES AND WAGES</b>					
<b>Title of Position</b>	<b>Rate of Pay</b>				
	<b>A</b>	<b>B</b>	<b>C</b>		
1 Managing Director of Otis Art Institute .....	\$ 300	\$ 300	\$ 300		\$ 3,092.40
1 Registrar .....	155	160	165		1,799.88
1 Stenographer, Grade I.....	115	120	125 (a)		1,527.12
1 Custodian, domicile furnished....	85	90	95		1,036.32
1 Janitress .....	85	90	95		1,036.32
1 Dean .....per day	15.00	15.00	15.00		
3 Instructors, Drawing and Painting .....per day	15.00	15.00	15.00		3,255.00
3 Instructors, Design, Illustration, etc. ....per day	15.00	15.00	15.00		3,780.00
1 Instructor in Craftwork per day .....	15.00	15.00	15.00		
3 Instructors in subjects as needed, per day .....	15.00	15.00	15.00		
3 Instructors in subjects as needed, per day .....	14.00	14.00	14.00		1,022.00
3 Instructors in subjects as needed, per day .....	13.00	13.00	13.00		
3 Instructors in subjects as needed, per evening .....	7.00	7.00	7.00		308.00
3 Instructors in subjects as needed, per evening .....	6.50	6.50	6.50		
1 Instructor in Drawing and Painting, per evening.....	7.50	7.50	7.50		607.50
1 Instructor in Sculpture, per day	15.00	15.00	15.00		
1 Instructor in Wood Carving per day .....	15.00	15.00	15.00		
2 Student Assistants, per day.....	4.00	4.00	4.00		640.00
2 Student Assistants, per day.....	2.00	2.00	2.00		560.00
(a) Group D—\$130-135-140, as case may be.					
<b>TOTAL SALARIES AND WAGES</b> .....	<b>\$ 13,622.32</b>	<b>\$ 11,398.90</b>	<b>\$ 17,737.99</b>	<b>\$ 21,529.54</b>	<b>\$ 18,664.54</b>

**MAINTENANCE AND OPERATION**

**Services Other Than Personal**

Advertising and Publication of Notices .....	\$ 872.46	\$ 566.69	\$ 1,000.00	\$ 1,000.00	\$ 1,000.00
Clock Signal and Burglar Alarm....	30.00	17.50	30.00	30.00	30.00
Electricity .....	346.89	179.45	270.00	270.00	270.00
Gas .....	426.47	151.54	230.00	230.00	230.00
Minor Installations and Changes....	26.08	16.40	20.00	20.00	20.00
Models .....	1,614.55	995.05	1,900.00	1,900.00	1,900.00
Postage .....	112.50	25.00	100.00	100.00	100.00
Repairs and Maintenance, Tools, Devices and Equipment.....	73.21	13.35	25.00	25.00	25.00

**LOS ANGELES COUNTY BUDGET—1934-35**

**OTIS ART INSTITUTE—Continued**

Classification	EXPENDITURES				
	Actual Prior Year 1932-33	Actual Current Year To 3-1-1934	Estimated Current Year 1933-34	Requested Fiscal Year 1934-35	Allowed Fiscal Year 1934-35
<b>MAINTENANCE AND OPERATION—Continued</b>					
<b>Services Other Than Personal—Continued</b>					
Repairs and Maintenance, Land Structures and Non-Structural Improvements .....	\$ 64.68	\$ 67.07	\$ 1,000.00	\$ 1,000.00	\$ 1,000.00
Telegraph .....	.50		5.00	5.00	5.00
Telephone .....	127.53	95.21	140.00	140.00	140.00
Water .....	118.75	93.52	135.00	135.00	135.00
<b>Supplies</b>					
Cleaning and Caretaking.....	112.23	52.54	90.00	90.00	90.00
Educational .....	47.57	18.48	33.00	33.00	33.00
Miscellaneous, N.O.C.....	30.53	25.56	40.00	40.00	40.00
Office, N.O.C.....	35.14	1.03	10.00	10.00	10.00
Record Books, Papers, Forms and Covers .....	339.92	63.69	340.00	340.00	340.00
Writing .....	2.05	.81	2.00	2.00	2.00
<b>TOTAL MAINTENANCE AND OPERATION .....</b>	<b>\$ 4,381.06</b>	<b>\$ 2,382.89</b>	<b>\$ 5,370.00</b>	<b>\$ 5,370.00</b>	<b>\$ 5,370.00</b>
<b>CAPITAL OUTLAY</b>					
<b>Equipment</b>					
Library, Art, Museum and School Equipment .....		\$ 71.00	\$ 89.00	\$ 370.00	\$ 370.00
Plaster Casts.....	\$250.00				
Easels .....	120.00				
Furniture and Furnishings.....				630.00	30.00
Tables .....	\$600.00				
Stands .....	30.00				
Lawn and Garden.....				15.00	15.00
Lawn Mower.....	\$ 15.00				
Measuring and Observing Equip- ment .....				10.00	10.00
Clock .....	\$ 10.00				
Office Equipment Other Than Fur- niture .....				50.00	50.00
Typewriter .....	\$ 50.00				
<b>TOTAL CAPITAL OUTLAY .....</b>	<b>\$</b>	<b>\$ 71.00</b>	<b>\$ 89.00</b>	<b>\$ 1,075.00</b>	<b>\$ 475.00</b>
<b>TOTAL OTIS ART INSTITUTE .....</b>	<b>\$ 18,003.38</b>	<b>\$ 13,852.79</b>	<b>\$ 23,196.99</b>	<b>\$ 27,974.54</b>	<b>\$ 24,509.54</b>

**EDUCATION**

**Public Library**

**LIBRARY SERVICE TO RURAL COMMUNITIES**

**APPROPRIATIONS \$294,525.28**



Classification	EXPENDITURES				
	Actual Prior Year 1932-33	Actual Current Year To 3-1-1934	Estimated Current Year 1933-34	Requested Fiscal Year 1934-35	Allowed Fiscal Year 1934-35
<b>SALARIES AND WAGES</b>					
<b>Title of Position</b>	<b>Rate of Pay</b>				
	<b>A</b>	<b>B</b>	<b>C</b>		
1 Librarian .....	\$5,000	\$5,000	\$5,000	\$	4,295.00
1 Asst. Librarian .....	200	225	250		2,727.00
1 Second Asst. Librarian .....	200	210	225		
1 Chief Clerk .....	180	190	200		2,181.60
1 Stenographic Secretary, Grade III .....	160	165	170		
1 Sr. Clerk .....	145	150	155		1,581.72
3 Clerks, Grade III .....	130	135	140		4,363.20
2 Typist-Clerks, Grade II .....	115	120	125		2,508.96
2 Typist-Clerks, Grade I .....	100	105	110		2,181.60
1 Head, Cataloging Division .....	190	200	210		2,290.68
1 Head, Schools Division .....	160	170	180		
1 Head, Book Order Division .....	170	180	195		2,127.12
1 Head, Shelf and Work Room Division .....	150	160	170		1,854.36
1 Head, Reference Division .....	170	180	195		2,127.12
1 Head of Children's Division .....	170	180	195		2,127.12
1 First Asst. Cataloger .....	150	155	160		1,745.28
2 Catalog Revisers .....	145	150	155		3,272.40
1 Branch Reviser .....	150	155	160		1,636.20
2 Sr. Asst. Catalogers .....	140	145	150		3,217.92
4 Jr. Asst. Catalogers .....	115	120	125		5,017.92
1 First Assistant, Branches Division .....	165	170	175		1,799.88
1 First Assistant, Reference Division .....	150	155	160		1,636.20
1 First Assistant, Schools Division .....	150	155	160		
6 Sr. Library Assistants .....	140	145	150		9,217.32
1 General Library Assistant .....	125	130	135		1,472.64
7 Jr. Library Assistants .....	115	120	125		8,999.52
1 Shipping Clerk .....	115	120	125		1,308.96
17 Jr. Typist-Clerks .....	85	90	95 (a)		14,616.84
13 Jr. Typist-Clerks .....	70	75	80		10,144.44
1 Property Man .....	165	170	175		1,908.96
1 General Maintenance Man .....	140	145	150		1,581.72
2 Chauffeurs .....	140	145	150		3,272.40
2 Shop Laborers .....	110	110	110		2,399.76
1 Branch Assistant .....	145	145	145		1,581.72
3 Branch Assistants .....	137.50	137.50	137.50		4,499.64
3 Branch Assistants .....	135	135	135		4,417.92
1 Branch Assistant .....	125	125	125		1,363.56
2 Branch Assistants .....	115	115	115		2,508.96
3 Branch Assistants .....	110	110	110		3,599.64
1 Branch Assistant .....	100	100	100		1,090.80
1 Branch Assistant .....	95	95	95		1,036.32
3 Branch Assistants .....	85	85	85		2,781.72

**LOS ANGELES COUNTY BUDGET—1934-35**

**PUBLIC LIBRARY—Continued**

Classification	EXPENDITURES				
	Actual Prior Year 1932-33	Actual Current Year To 3-1-1934	Estimated Current Year 1933-34	Requested Fiscal Year 1934-35	Allowed Fiscal Year 1934-35
<b>SALARIES AND WAGES—Continued</b>					
<b>Title of Position</b>		<b>A</b>	<b>B</b>	<b>C</b>	
		<b>Rate of Pay</b>			
1 Branch Assistant .....		\$ 75	\$ 75	\$ 75	\$ 818.16
1 Branch Assistant .....		100	100	100	1,200.00
1 Branch Assistant .....		95	95	95	1,140.00
2 Branch Assistants.....		90	90	90	2,160.00
2 Branch Assistants.....		85	85	85	2,040.00
2 Branch Assistants.....		80	80	80	1,920.00
7 Branch Assistants.....		75	75	75	6,300.00
1 Branch Assistant .....		72	72	72	864.00
3 Branch Assistants.....		70	70	70	2,520.00
8 Branch Assistants.....		65	65	65	6,240.00
6 Branch Assistants.....		60	60	60	4,320.00
3 Branch Assistants.....		55	55	55	1,980.00
10 Branch Assistants.....		50	50	50	6,000.00
10 Branch Assistants.....		45	45	45	5,400.00
5 Branch Assistants.....		40	40	40	2,400.00
12 Branch Assistants.....		35	35	35	5,040.00
10 Branch Assistants.....		30	30	30	3,600.00
15 Branch Assistants.....		25	25	25	4,500.00
7 Branch Assistants.....		20	20	20	1,680.00
6 Branch Assistants.....		15	15	15	1,080.00
8 Branch Assistants.....		12	12	12	1,152.00
12 Branch Assistants.....		10	10	10	1,440.00
15 Branch Assistants.....		9	9	9	1,620.00
8 Branch Assistants.....		7	7	7	672.00
8 Branch Assistants.....		6	6	6	576.00
2 Branch Janitors .....		50	50	50	1,200.00
2 Branch Janitors .....		30	30	30	720.00
4 Branch Janitors .....		25	25	25	1,200.00
3 Branch Janitors .....		20	20	20	720.00
10 Branch Janitors .....		15	15	15	1,800.00
10 Branch Janitors .....		10	10	10	1,200.00
1 Branch Janitor .....		9	9	9	108.00
8 Branch Janitors .....		7	7	7	672.00
12 Branch Janitors .....		5	5	5	720.00
1 Branch Page .....		12	12	12	144.00
6 Branch Pages.....		10	10	10	720.00
10 Branch Pages.....		7	7	7	840.00
12 Branch Pages.....		5	5	5	720.00
5 Branch Assistants, as needed, per hr. ....		.50	.50	.50	
(a) Group D—\$100-100-100, as case may be.					
<b>TOTAL SALARIES AND WAGES...</b>	<b>\$ 194,307.10</b>	<b>\$ 129,740.74</b>	<b>\$ 198,434.15</b>	<b>\$ 208,284.08</b>	<b>\$ 203,920.28</b>

**MAINTENANCE AND OPERATION**

**Services Other Than Personal**

Auto Service.....	\$ 1,981.98	\$ 1,158.68	\$ 2,500.00	\$ 2,500.00	\$ 2,500.00
Binding and Book Repairing .....	10,122.95	5,336.02	10,000.00	10,000.00	10,000.00
Electricity .....	2,384.93	1,446.05	2,500.00	2,500.00	2,500.00
Express .....	11.65	4.42	15.00	10.00	10.00

**EDUCATION**

**PUBLIC LIBRARY—Continued**

Classification	EXPENDITURES				
	Actual Prior Year 1932-33	Actual Current Year To 3-1-1934	Estimated Current Year 1933-34	Requested Fiscal Year 1934-35	Allowed Fiscal Year 1934-35
<b>MAINTENANCE AND OPERATION—Continued</b>					
<b>Services Other Than Personal—Continued</b>					
Food and Lodging .....	\$	\$ 11.35	\$ 65.00	\$ 75.00	\$ 75.00
Freight .....		4.35	3.76	10.00	10.00
Gas .....	1,235.80	347.58	1,400.00	1,500.00	1,500.00
Library Congress Cards .....		350.00	400.00	400.00	400.00
Miscellaneous, N.O.C. ....	824.76	116.42	425.00	500.00	500.00
Postage .....	2,717.46	1,104.98	2,650.00	2,700.00	2,700.00
Printing of Pamphlets and Books..	468.77	191.02	206.00		
Repairs and Maintenance, Tools, Devices and Equipment.....	76.20	118.82	135.00	150.00	150.00
Transportation .....	409.85	26.30	285.00	300.00	300.00
Water .....	254.51	129.60	240.00	275.00	275.00
Telephone .....		42.26	45.00		
<b>Supplies</b>					
Hardware and Lumber .....	68.48	193.90	350.00	350.00	350.00
Linoleum (Replacements) .....	260.38	97.13	100.00	200.00	200.00
Miscellaneous, N.O.C. ....	1,659.86	864.22	2,100.00	2,200.00	2,200.00
Newspapers, Directories and Periodicals .....	5,122.13	761.96	4,985.00	4,700.00	4,700.00
Office, N.O.C. ....	463.26	253.92	500.00	525.00	525.00
Record Books, Papers, Forms and Covers .....	2,284.07	774.70	2,200.00	2,400.00	2,400.00
Writing .....	302.05	102.30	250.00	275.00	275.00
<b>Contributions, Awards and Fixed Obligations</b>					
Library Court Room—Lancaster....	137.40	68.70	150.00	150.00	150.00
Membership Dues and Subscrip- tions .....	33.50	10.00	35.00	40.00	40.00
Rent of Branches .....	30,206.27	21,392.31	31,000.00	31,900.00	31,900.00
Rent P. O. Box.....	15.15	9.45	10.00		
<b>TOTAL MAINTENANCE AND OPERATION .....</b>	<b>\$ 61,045.76</b>	<b>\$ 34,915.85</b>	<b>\$ 62,556.00</b>	<b>\$ 63,660.00</b>	<b>\$ 63,660.00</b>
<b>CAPITAL OUTLAY</b>					
<b>Equipment</b>					
Books .....	\$ 73,025.95	\$ 24,256.07	\$ 24,449.00	\$ 24,500.00	\$ 24,500.00
Furniture and Furnishings.....	1,148.31	133.16	1,170.00	2,020.00	2,020.00
Catalog Cases and Pedestals .....	\$ 600.00				
Chairs .....	70.00				
Desks .....	450.00				
Shelving .....	700.00				
Tables .....	200.00				
Hand Propelled Vehicles.....	35.00	28.70	60.00	75.00	75.00
Book Trucks.....	\$ 75.00				

**LOS ANGELES COUNTY BUDGET—1934-35**

**PUBLIC LIBRARY—Continued**

Classification	EXPENDITURES				
	Actual Prior Year 1932-33	Actual Current Year To 3-1-1934	Estimated Current Year 1933-34	Requested Fiscal Year 1934-35	Allowed Fiscal Year 1934-35
<b>CAPITAL OUTLAY—Continued</b>					
<b>Equipment—Continued</b>					
Hot Air Producing Equipment..... \$	47.04	\$	\$ 50.00	\$ 50.00	\$ 50.00
Stoves .....\$ 50.00					
Library, Art, Museum and School, N.O.C. ....	1,379.76	376.10	377.00		
Office Equipment Other Than Furniture .....	776.12	278.13	279.00	300.00	300.00
Typewriters .....\$ 300.00					
<b>TOTAL CAPITAL OUTLAY.....</b>	<b>\$ 76,412.18</b>	<b>\$ 25,072.16</b>	<b>\$ 26,385.00</b>	<b>\$ 26,945.00</b>	<b>\$ 26,945.00</b>
<b>TOTAL PUBLIC LIBRARY.....</b>	<b>\$ 331,765.04</b>	<b>\$ 189,728.75</b>	<b>\$ 287,375.15</b>	<b>\$ 298,889.08</b>	<b>\$ 294,525.28</b>

EDUCATION

**Law Library**

**LIBRARY SERVICE—LEGAL REFERENCE**

**APPROPRIATIONS \$70,800.00**

Classification	EXPENDITURES				
	Actual Prior Year 1932-33	Actual Current Year To 3-1-1934	Estimated Current Year 1933-34	Requested Fiscal Year 1934-35	Allowed Fiscal Year 1934-35
<b>SALARIES AND WAGES</b>					
Title of Position			Rate of Pay		
			A	B	C
1 Librarian and Secretary.....			\$ 600	\$ 600	\$ 600
1 Asst. Librarian.....			300	300	300
1 Asst. Librarian.....			275	275	275
1 Asst. Librarian.....			225	225	225
1 Asst. Librarian.....			175	175	175
1 Asst. Librarian.....			125	125	125
3 Asst. Librarians.....			100	100	100
1 Asst. Librarian.....			75	75	75
1 Asst. Librarian.....			50	50	50
1 Stenographer .....			125	125	125
1 Messenger .....			75	75	75
<b>TOTAL SALARIES AND WAGES.....</b>	<b>\$ 22,961.46</b>	<b>\$ 16,140.00</b>	<b>\$ 26,100.00</b>	<b>\$ 27,900.00</b>	<b>\$ 27,900.00</b>
<b>MAINTENANCE AND OPERATION</b>					
<b>Services Other Than Personal</b>					
Binding .....	\$ 13,884.68	\$ 7,679.50	\$ 12,000.00	\$ 12,000.00	\$ 12,000.00
Cartage .....	57.50	110.75	125.00	150.00	150.00
Express .....	28.54	13.04	50.00	100.00	100.00
Miscellaneous Services, N.O.C.....	3,052.81	1,474.00	2,400.00	2,400.00	2,400.00
Postage .....	53.10	33.90	100.00	100.00	100.00
Printing and Other Reproductive Services .....				100.00	100.00
Repairs and Maintenance, Tools, Devices and Equipment.....				100.00	100.00
Transportation .....		41.50	50.00	100.00	100.00
<b>Supplies</b>					
Office Supplies.....	474.72	316.38	350.00	350.00	350.00
<b>Contributions, Awards and Fixed Obligations</b>					
Insurance on Books.....	20.66		200.00	200.00	200.00
<b>TOTAL MAINTENANCE AND OPERATION .....</b>	<b>\$ 17,572.01</b>	<b>\$ 9,669.07</b>	<b>\$ 15,275.00</b>	<b>\$ 15,600.00</b>	<b>\$ 15,600.00</b>
<b>CAPITAL OUTLAY</b>					
<b>Equipment</b>					
Books .....	\$ 29,727.93	\$ 16,688.32	\$ 25,000.00	\$ 25,000.00	\$ 25,000.00
Furniture and Furnishings.....	2,771.85	2,001.21	2,500.00	2,000.00	2,000.00
Chairs .....	\$ 300.00				
Filing Cabinets.....	200.00				
Floor Covering.....	100.00				
Shelving .....	1,000.00				
Tables .....	400.00				


**LOS ANGELES COUNTY BUDGET—1934-35**

**LAW LIBRARY—Continued**

Classification	EXPENDITURES				
	Actual Prior Year 1932-33	Actual Current Year To 3-1-1934	Estimated Current Year 1933-34	Requested Fiscal Year 1934-35	Allowed Fiscal Year 1934-35
<b>CAPITAL OUTLAY—Continued</b>					
<b>Equipment—Continued</b>					
Office Equipment Other Than Fur- niture .....	\$ 61.60	\$	\$ 100.00	\$ 300.00	\$ 300.00
Typewriters .....	\$ 300.00				
<b>TOTAL CAPITAL OUTLAY</b> .....	<b>\$ 32,561.38</b>	<b>\$ 18,689.53</b>	<b>\$ 27,600.00</b>	<b>\$ 27,300.00</b>	<b>\$ 27,300.00</b>
<b>TOTAL LAW LIBRARY</b> .....	<b>\$ 73,094.85</b>	<b>\$ 44,498.60</b>	<b>\$ 68,975.00</b>	<b>\$ 70,800.00</b>	<b>\$ 70,800.00</b>

# Recreation

Total Appropriations .....\$429,132.28



RECREATION

Los Angeles County Museum of History, Science and Art

PRESERVATION AND DISPLAY OF HISTORICAL, SCIENTIFIC AND ART EXHIBITS

APPROPRIATIONS \$135,223.70

Classification	EXPENDITURES				
	Actual Prior Year 1932-33	Actual Current Year To 3-1-1934	Estimated Current Year 1933-34	Requested Fiscal Year 1934-35	Allowed Fiscal Year 1934-35
<b>SALARIES AND WAGES</b>					
<b>Title of Position</b>	<b>Rate of Pay</b>				
	<b>A</b>	<b>B</b>	<b>C</b>		
1 Director.....house and per annum	\$6,600	\$6,600	\$6,600	\$	4,449.50
1 Asst. Director of Museum.....					
.....per annum	5,000	5,000	5,000		3,579.20
2 Preparators .....	180	190	200		1,636.20
1 Preparator of Group Accessories	150	165	175		1,431.72
2 Assistants in Group Accessories	90	95	100		1,472.58
1 Curator of History.....	300	325	350		1,803.90
1 Curator of Contemporary Paint- ing and Sculpture.....	300	325	350		
1 Asst. Curator of Art.....	140	150	160		1,454.40
1 Curator, Jr. Museum Division...	175	185	200		1,590.80
1 Asst. Curator, Jr. Museum Divi- sion .....	115	120	125		909.04
1 Asst. Curator, Physical and Me- chanical Science Division.....	150	155	160		1,409.00
1 Zoologist .....	200	210	225		1,818.00
1 Ornithologist .....	225	235	250		2,272.50
1 Asst. Ornithologist.....	150	150	150		1,363.50
1 Curator, Vertebrate Paleontol- ogy.....per day	10.00	10.00	10.00		1,000.00
1 Jr. Asst., Vertebrate Paleontol- ogy .....	150	155	160		1,409.00
1 Osteologist .....	200	210	225		2,045.30
1 Taxidermist .....	250	275	300		2,499.80
3 Asst. Taxidermists .....	150	165	175		1,363.50
1 Asst. Entomologist.....	150	150	150		1,090.80
1 Photographer (Male) .....	160	165	175		1,590.80
2 Field Men.....	165	170	175		1,499.90
1 Model Maker.....	150	160	175		1,454.40
1 Custodian .....	150	155	160		1,409.00
2 Asst. Custodians.....	140	145	150		2,570.30
1 Chief Museum Attendant.....	135	140	145		1,318.10
18 Museum Attendants .....	130	135	140		18,552.74
2 Gallery Attendants.....	115	120	125		2,272.60
1 Librarian .....	150	160	175		1,590.80
1 Library Assistant .....	100	105	110		954.50
2 Museum Docents.....	160	165	170		2,954.30
1 Secretary .....	180	190	200		1,818.00
2 Stenographers, Grade II.....	130	135	140		2,545.20
1 Sr. Clerk (Male).....	145	150	155		1,363.50
1 Clerk, Grade III .....	130	135	140		1,272.60
1 Cataloger .....	115	120	125		1,045.40
1 Information Clerk.....	115	120	125		313.62
1 Clerk, Grade I.....	100	105	110		999.90
1 Telephone Operator .....	115	120	125		1,136.30
1 Messenger .....	75	80	85		681.80

LOS ANGELES COUNTY BUDGET—1934-35

LOS ANGELES COUNTY MUSEUM OF HISTORY, SCIENCE AND ART—Continued

Classification	EXPENDITURES				
	Actual Prior Year 1932-33	Actual Current Year To 3-1-1934	Estimated Current Year 1933-34	Requested Fiscal Year 1934-35	Allowed Fiscal Year 1934-35
<b>SALARIES AND WAGES—Continued</b>					
<b>Title of Position</b>			<b>Rate of Pay</b>		
			<b>A</b>	<b>B</b>	<b>C</b>
5 Student Assistants.....per day			\$ 3.00	\$ 3.00	\$ 3.00
1 Janitress, as needed, on Sundays and Holidays.....per day			3.00	3.00	3.00
1 Elevator Operator.....			100	105	110
1 Electrician-Plumber.....per day			9.00	9.00	9.00
1 General Maintenance Man.....			140	150	160
1 Truck Driver.....			130	135	140
5 Skilled Laborers.....per day			5.00	5.00	5.00
29 Laborers.....per day			4.00	4.00	4.00
<b>TOTAL SALARIES AND WAGES.....</b>	<b>\$ 110,364.83</b>	<b>\$ 90,959.19</b>	<b>\$ 114,940.70</b>	<b>\$ 153,683.40</b>	<b>\$ 114,940.70</b>
<b>MAINTENANCE AND OPERATION</b>					
<b>Services Other Than Personal</b>					
Auto Service.....	\$ 422.22	\$ 102.80	\$ 200.00	\$ 200.00	\$ 200.00
Auto Mileage Allowance.....	20.64	14.24	20.00	20.00	20.00
Binding and Book Repairing.....	127.43		75.00	75.00	75.00
Cartage.....	46.42	43.38	60.00	60.00	60.00
Electricity.....	9,217.97	5,620.81	8,000.00	8,000.00	8,000.00
Express.....	398.16	223.89	500.00	500.00	500.00
Food and Lodging.....		45.23	65.00	65.00	65.00
Freight.....	236.09	18.53	50.00	50.00	50.00
Gas.....	915.91	420.86	600.00	600.00	600.00
Laundry and Towel.....	154.62	1.07	3.00	3.00	3.00
Repairs and Maintenance, Land Structures and Non-Structural Improvements.....	6.65	120.56	515.00	515.00	515.00
Miscellaneous, N.O.C.....	245.86	171.75	250.00	250.00	250.00
Postage.....	421.82	302.38	550.00	550.00	550.00
Printing and Other Reproductive Services.....	948.16	323.94	725.00	725.00	725.00
Repairs and Maintenance, Tools, Devices and Equipment.....	189.99	136.12	210.00	210.00	210.00
Telegrams.....	2.50	33.02	60.00	60.00	60.00
Telephone.....	545.10	355.36	440.00	440.00	440.00
Transportation, Local.....	31.90	10.60	30.00	30.00	30.00
Water.....	477.52	251.56	385.00	385.00	385.00
<b>Supplies</b>					
Ammunition.....	7.20				
Art Exhibit.....	.88	61.88	150.00	150.00	150.00
Cleaning and Caretaking.....	714.44	371.35	600.00	600.00	600.00
Electrical.....	1,154.56	491.46	800.00	800.00	800.00
Fuel.....	750.15	540.58	900.00	900.00	900.00
Mechanical Supplies and Tools.....	183.98	62.29	110.00	110.00	110.00
Miscellaneous, N.O.C.....	582.06	576.53	800.00	800.00	800.00
<b>Museum Supplies:</b>					
Botanical.....	28.67		50.00	50.00	50.00
Entomological.....	415.39	1.30	100.00	100.00	100.00
Extension Division.....	44.05	91.49	130.00	130.00	130.00
Field.....	215.11		50.00	50.00	50.00

**RECREATION**

**LOS ANGELES COUNTY MUSEUM OF HISTORY, SCIENCE AND ART—Continued**

Classification	EXPENDITURES				
	Actual Prior Year 1932-33	Actual Current Year To 3-1-1934	Estimated Current Year 1933-34	Requested Fiscal Year 1934-35	Allowed Fiscal Year 1934-35
<b>MAINTENANCE AND OPERATION—Continued</b>					
<b>Supplies—Continued</b>					
Junior Museum .....	\$ 24.56	\$ 33.82	\$ 40.00	\$ 40.00	\$ 40.00
Model Makers .....	79.57	44.22	65.00	65.00	65.00
Osteologist and Paleontologist.....	87.79	24.98	50.00	50.00	50.00
Taxidermist .....	307.67	80.80	230.00	230.00	230.00
Newspapers, Directories and Periodicals .....	638.70	580.76	750.00	750.00	750.00
Office, N.O.C. ....	109.24	24.85	50.00	50.00	50.00
Photographic .....	171.45	46.61	100.00	100.00	100.00
Printing .....			10.00	10.00	10.00
Record Books, Papers, Forms and Covers .....		9.54	20.00	20.00	20.00
Materials, N.O.C. ....	807.47	398.44	600.00	600.00	600.00
<b>Contributions, Awards and Fixed Obligations</b>					
Insurance on Exhibits.....	571.84	42.00	592.00	592.00	592.00
Membership Dues .....	48.00	20.00	48.00	48.00	48.00
<b>TOTAL MAINTENANCE AND OPERATION .....</b>	<b>\$ 21,351.74</b>	<b>\$ 11,699.00</b>	<b>\$ 18,983.00</b>	<b>\$ 18,983.00</b>	<b>\$ 18,983.00</b>
<b>CAPITAL OUTLAY</b>					
<b>Equipment</b>					
Books .....	\$ 99.32	\$ 44.49	\$ 100.00	\$ 100.00	\$ 100.00
Furniture and Furnishings.....	587.98	48.80	250.00	1,000.00	1,000.00
Showcases .....	\$ 555.00				
Bases .....	200.00				
Chairs .....	145.00				
Desk .....	100.00				
Library, Art, Museum and School..	95.00	30.29	33.00	200.00	200.00
Miscellaneous, N.O.C.....	\$ 200.00				
Photo Developing and Fixing Apparatus .....	20.20	36.51	39.00		
<b>Total Equipment.....</b>	<b>\$ 802.50</b>	<b>\$ 160.09</b>	<b>\$ 422.00</b>	<b>\$ 1,300.00</b>	<b>\$ 1,300.00</b>
<b>Structural and Non-Structural Improvements</b>					
Fumigating Plant .....	\$ 6,936.51	\$	\$	\$	\$
<b>TOTAL CAPITAL OUTLAY .....</b>	<b>\$ 7,739.01</b>	<b>\$ 160.09</b>	<b>\$ 422.00</b>	<b>\$ 1,300.00</b>	<b>\$ 1,300.00</b>
<b>TOTAL MUSEUM OF HISTORY, SCIENCE AND ART.....</b>	<b>\$ 139,455.58</b>	<b>\$ 102,818.28</b>	<b>\$ 134,345.70</b>	<b>\$ 173,966.40</b>	<b>\$ 135,223.70</b>

## Hancock Park

### RECREATION AND AMUSEMENT FOR THE GENERAL PUBLIC

APPROPRIATIONS \$11,693.56

Classification	EXPENDITURES				
	Actual Prior Year 1932-33	Actual Current Year To 3-1-1934	Estimated Current Year 1933-34	Requested Fiscal Year 1934-35	Allowed Fiscal Year 1934-35
<b>SALARIES AND WAGES</b>					
Title of Position	Rate of Pay				
		A	B	C	
1 Gardener .....		\$ 140	\$ 145	\$ 150	\$ 1,636.20
3 Gardener Helpers .....		105	110	115	2,454.36
1 Watchman ..... per day		4.00	4.00	4.00	1,044.00
<b>TOTAL SALARIES AND WAGES</b> .....	\$ 6,695.18	\$ 4,524.92	\$ 4,604.56	\$ 5,134.56	\$ 5,134.56
<b>MAINTENANCE AND OPERATION</b>					
Services Other Than Personal					
Auto Service .....	\$ 29.11	\$ 18.28	\$ 27.00	\$ 27.00	\$ 27.00
Minor Installations and Changes...			25.00	25.00	25.00
Miscellaneous, N.O.C. ....	.15				
Repairs and Maintenance, Land Structures and Non-Structural Improvements .....	113.66	16.59	496.00	5,000.00	5,000.00
Repairs and Maintenance, Tools, Devices and Equipment.....	32.67	23.18	35.00	35.00	35.00
Transportation, N.O.C.....	3.20	1.40	2.00	2.00	2.00
Water .....	1,014.35	509.65	1,000.00	1,000.00	1,000.00
<b>Supplies</b>					
Gardeners and Agricultural Equip.	98.71	30.35	100.00	100.00	100.00
Miscellaneous, N.O.C. ....	69.52	2.10	20.00	20.00	20.00
Operating Supplies and Tools .....	86.56	17.22	25.00	25.00	25.00
<b>TOTAL MAINTENANCE AND OPERATION</b> .....	\$ 1,447.93	\$ 618.77	\$ 1,730.00	\$ 6,234.00	\$ 6,234.00
<b>CAPITAL OUTLAY</b>					
Equipment					
Lawn and Garden .....			\$ 275.00	\$ 325.00	\$ 325.00
Lawn Rejuvenator .....	\$ 325.00				
<b>TOTAL HANCOCK PARK</b> .....	\$ 8,143.11	\$ 5,143.69	\$ 6,609.56	\$ 11,693.56	\$ 11,693.56

## Memorial Coliseum

### RECREATION AND AMUSEMENT FOR THE GENERAL PUBLIC

Classification	EXPENDITURES				
	Actual Prior Year 1932-33	Actual Current Year To 3-1-1934	Estimated Current Year 1933-34	Requested Fiscal Year 1934-35	Allowed Fiscal Year 1934-35
<b>MAINTENANCE AND OPERATION</b>					
Contributions, Awards and Fixed Obligations					
County Portion of Cost of Coliseum Maintenance .....	\$ 23,198.30				

RECREATION

**Recreation Camps and Playgrounds**  
 RECREATION AND AMUSEMENT FOR THE GENERAL PUBLIC  
 APPROPRIATIONS \$181,996.94

Classification	EXPENDITURES				
	Actual Prior Year 1932-33	Actual Current Year To 3-1-1934	Estimated Current Year 1933-34	Requested Fiscal Year 1934-35	Allowed Fiscal Year 1934-35
<b>SALARIES AND WAGES</b>					
Title of Position	Rate of Pay				
	A	B	C		
<b>Administration</b>					
1 Superintendent .....	\$4,800	\$4,800	\$4,800	\$	4,123.20
1 Asst. Superintendent .....	250	275	300		3,092.40
1 Secretary-Clerk .....	175	180	185		1,963.44
1 Information Clerk .....	115	120	125		1,308.96
1 Investigator .....	175	175	175		1,908.96
<b>Total Administration</b> .....				\$	<u>12,396.96</u>
<b>Division of Accounts and Records</b>					
1 Office Manager .....	200	210	225	\$	2,454.36
1 Clerk, Grade III .....	130	135	140		1,418.04
1 Requisition Clerk .....	145	150	155 (a)		1,854.36
1 Property Clerk .....	125	130	135		1,363.56
1 Stenographer, Grade I, as needed, per day .....	4.50	4.50	4.50		180.00
<b>Total Division of Accounts and Records</b> .....				\$	<u>7,270.32</u>
<b>Division of Engineering and Construction</b>					
1 Engineer .....	225	235	250	\$	2,454.36
1 Typist-Clerk, Grade II .....	115	120	125		1,254.48
<b>Total Division of Engineering and Construction</b> .....				\$	<u>3,708.84</u>
<b>Division of Recreation and Public Relations</b>					
1 Director of Recreational Activities .....	190	190	190	\$	2,072.52
1 Typist-Clerk, Grade III .....	130	135	140		1,472.64
4 Jr. Recreational Directors, as needed .....	115	115	115		3,763.44
<b>Total Division of Recreation and Public Relations</b> .....				\$	<u>7,308.60</u>
<b>Mountain Areas</b>					
<b>Division of Big Pines Recreation Camp</b>					
1 Chief Ranger .....	225	235	250	\$	2,563.44
3 Rangers .....	180	185	190		6,054.12
1 Ranger-Photographer .....	180	185	190		1,963.44
2 Registration Clerks .....	140	145	150		3,163.44
1 Typist-Clerk, Grade II, and Telephone Operator .....	130	130	130		1,418.04
1 Typist-Clerk, Grade II, and Telephone Operator, as needed .....	130	130	130		472.68
1 Gardener .....	165	170	175		1,854.36

**LOS ANGELES COUNTY BUDGET—1934-35**

**RECREATION CAMPS AND PLAYGROUNDS—Continued**

Classification	EXPENDITURES				Allowed Fiscal Year 1934-35
	Actual Prior Year 1932-33	Actual Current Year To 3-1-1934	Estimated Current Year 1933-34	Requested Fiscal Year 1934-35	
<b>SALARIES AND WAGES—Continued</b>					
<b>Title of Position</b>					
<b>Mountain Areas—Continued</b>					
<b>Division of Big Pines Recreation Camp—Continued</b>					
1 Storekeeper .....	\$ 165	\$ 170	\$ 175		\$ 1,799.88
1 Cook, as needed .....F.M.	115	120	125		627.24
2 Waiters, as needed .....F.M.	50	60	65		272.70
1 Electrician .....per day	9.00	9.00	9.00		2,349.00
2 Foremen .....per day	5.50	5.50	5.50		2,871.00
2 Transportation Truck Drivers .....per day	5.00	5.00	5.00		2,871.00
3 Truck Drivers .....	5.00	5.00	5.00		2,610.00
7 Skilled Laborers .....	5.00	5.00	5.00		5,075.00
<b>Total Division of Big Pines Recreation Camp .....</b>					<b>\$ 35,965.34</b>
<b>Division of Crystal Lake Recrea- tion Camp</b>					
1 Asst. Chief Ranger, Crystal Lake Division .....	190	195	200		\$ 2,127.12
1 Ranger .....	180	185	190		2,018.04
1 Registration Clerk .....	140	145	150		1,581.72
1 Cook .....F.M.	90	95	100		981.72
1 Waiter, as needed .....F.M.	50	60	65		272.70
1 Foreman .....per day	5.50	5.50	5.50		1,435.50
1 Truck Driver .....per day	5.00	5.00	5.00		1,305.00
2 Skilled Laborers .....per day	5.00	5.00	5.00		1,650.00
<b>Total Division of Crystal Lake Recreation Camp .....</b>					<b>\$ 11,371.80</b>
<b>Total Mountain Areas .....</b>					<b>\$ 47,337.14</b>
<b>Lowland Areas</b>					
<b>Division of Beaches</b>					
10 Life Guards .....	150	160	175		\$ 17,125.56
1 Life Guard .....	130	130	130		1,418.04
50 Life Guards, as needed, per day	5.00	5.00	5.00		15,000.00
1 Typist-Clerk, Grade II .....	115	120	125		1,254.48
1 Truck Driver .....per day	5.00	5.00	5.00		1,305.00
2 Foremen .....per day	5.50	5.50	5.50		1,441.00
1 Skilled Laborer .....per day	5.00	5.00	5.00		1,305.00
<b>Total Division of Beaches .....</b>					<b>\$ 38,849.08</b>
<b>Total Lowland Areas .....</b>					<b>\$ 38,849.08</b>
<b>Various Divisions</b>					
2 Skilled Laborers .....per day	5.00	5.00	5.00		\$ 1,310.00
18 Laborers, as needed.....per day	4.50	4.50	4.50		9,396.00
42 Laborers, as needed.....per day	4.00	4.00	4.00		10,560.00
<b>Total Various Divisions .....</b>					<b>\$ 21,266.00</b>

**RECREATION**

**RECREATION CAMPS AND PLAYGROUNDS—Continued**

Classification	EXPENDITURES				
	Actual Prior Year 1932-33	Actual Current Year To 3-1-1934	Estimated Current Year 1933-34	Requested Fiscal Year 1934-35	Allowed Fiscal Year 1934-35
<b>SALARIES AND WAGES—Continued</b>					
<b>Title of Position</b>					
Meals and Other Maintenance Furnished Employees as Com- pensation .....	\$	\$	\$	\$	\$ 1,200.00
(a) Group D—\$165-170-175, as case may be.					
<b>TOTAL SALARIES AND WAGES</b> .....	\$ 175,029.28	\$ 115,404.29	\$ 171,919.60	\$ 139,446.02	\$ 139,336.94
<b>MAINTENANCE AND OPERATION</b>					
<b>Administration</b>					
<b>Services Other Than Personal</b>					
Auto Mileage Allowance .....	\$ 548.42	\$ 455.20	\$ 800.00	\$ 100.00	\$ 100.00
Auto Truck and Tractor Service..	3,759.62	2,153.66	3,000.00	1,100.00	1,100.00
Food and Lodging .....	287.98	307.94	400.00	250.00	250.00
Gas .....	27.45	28.19	55.00	45.00	45.00
Medical Service .....	6.95				
Miscellaneous, N.O.C. ....	6.96	2.00	10.00	10.00	10.00
Postage .....	157.57	103.00	160.00	250.00	250.00
Telephone and Telegraph .....	84.80	70.02	100.00	100.00	100.00
Transportation, N.O.C. ....	211.10	38.48	55.00	50.00	50.00
<b>Supplies</b>					
Materials for Exhibits .....	.39		10.00		
Medical and Surgical .....	222.30	154.30	160.00		
Miscellaneous, N.O.C. ....		1.99	5.00	10.00	10.00
Photo and Blueprinting .....	392.73	69.71	100.00	100.00	100.00
Office and Drafting .....	623.86	466.97	700.00	150.00	150.00
<b>Contributions, Awards and Fixed Obligations</b>					
Rent of Office (Manhattan Beach)	480.00	20.00	20.00		
Rent of P. O. Box .....	4.80	2.25	5.00	5.00	5.00
<b>Total Administration</b> .....	\$ 6,814.93	\$ 3,873.71	\$ 5,580.00	\$ 2,170.00	\$ 2,170.00
<b>Service Division</b>					
<b>Cook Houses—</b>					
Food Preparing and Serving....	\$ 280.84	\$ 299.07	\$ 400.00	\$ 150.00	\$ 150.00
Fuel—Electricity .....	3,419.02	1,995.48	3,000.00	1,500.00	1,500.00
Provisions .....	11,856.89	10,933.75	15,000.00	6,000.00	6,000.00
Meals Served .....	Cr. 5,190.00	Cr. 2,000.60			
Store—Crystal Lake .....			500.00	1,000.00	1,000.00
Motor Vehicle Operation .....	Cr. 870.35	Cr. 5,866.64			
Warehouse .....	479.79	1,115.94			
<b>Total Service Division</b> .....	\$ 9,976.19	\$ 6,477.00	\$ 18,900.00	\$ 8,650.00	\$ 8,650.00

**LOS ANGELES COUNTY BUDGET—1934-35**

**RECREATION CAMPS AND PLAYGROUNDS—Continued**

Classification	EXPENDITURES				
	Actual Prior Year 1932-33	Actual Current Year To 3-1-1934	Estimated Current Year 1933-34	Requested Fiscal Year 1934-35	Allowed Fiscal Year 1934-35
<b>MAINTENANCE AND OPERATION—Continued</b>					
<b>Various Areas and Projects</b>					
<b>Services Other Than Personal</b>					
Auto Mileage Allowance .....	\$	\$	\$ 250.00	\$ 800.00	\$ 800.00
Auto, Truck and Tractor Service..			2,500.00	1,300.00	1,300.00
Food and Lodging .....			130.00	100.00	100.00
Maintenance of Equipment .....			250.00	200.00	200.00
Medical Service .....				400.00	400.00
Postage .....			150.00		
Transportation, N.O.C. ....			20.00	100.00	100.00
<b>Supplies</b>					
Materials for Exhibits .....			35.00	50.00	50.00
Medical and Surgical .....			50.00	250.00	250.00
Miscellaneous Supplies, N.O.C. ....			150.00	50.00	50.00
Photo and Blueprinting .....			60.00	100.00	100.00
Office and Drafting .....			350.00	200.00	200.00
Operating Supplies and Tools .....			100.00	150.00	150.00
Recreational .....			5.00	25.00	25.00
<b>Contributions, Awards and Fixed Obligations</b>					
Rent—Typewriters .....			55.00	30.00	30.00
Rent—Warehouse .....			280.00	600.00	600.00
<b>Total Various Areas and Projects...</b>	<b>\$</b>	<b>\$</b>	<b>\$ 4,385.00</b>	<b>\$ 4,355.00</b>	<b>\$ 4,355.00</b>
<b>Big Pines</b>					
<b>Services Other Than Personal</b>					
Auto Mileage Allowance .....	\$ 292.22	\$ 27.08	\$ 50.00	\$	\$
Auto Truck and Tractor .....	3,873.66	2,886.64	3,800.00	2,400.00	2,400.00
Electricity—Light .....	8,863.49	5,780.56	9,500.00	9,000.00	9,000.00
Food and Lodging .....		82.70	150.00	100.00	100.00
Laundry .....	445.49	99.05	250.00	150.00	150.00
<b>Maintenance:</b>					
Animal Park and Fish Pools.....	26.54	8.63	10.00		
Buildings .....	6,435.47	1,055.86	1,500.00	1,500.00	1,500.00
Camp Grounds .....	477.81	109.20	400.00	450.00	450.00
Equipment .....	1,994.30	788.16	1,100.00	1,200.00	1,200.00
Roads and Trails .....	31.74		25.00	50.00	50.00
Telephone and Electric System	1,670.03	645.24	1,000.00	750.00	750.00
Water System .....	1,852.05	486.89	720.00	500.00	500.00
Telegrams and Telephones .....	110.63	45.56	75.00	50.00	50.00
Transportation .....		30.31	35.00		
<b>Supplies</b>					
Cleaning and Caretaking .....	1,319.13	413.07	900.00	500.00	500.00
Food and Supplies for Animals...	1,038.86	413.81	575.00		
Fuel Oil .....	411.15	484.08	600.00	600.00	600.00
Fuel—Wood .....	767.36				
Household .....	370.22		50.00	25.00	25.00

**RECREATION**

**RECREATION CAMPS AND PLAYGROUNDS—Continued**

Classification	EXPENDITURES				
	Actual Prior Year 1932-33	Actual Current Year To 3-1-1934	Estimated Current Year 1933-34	Requested Fiscal Year 1934-35	Allowed Fiscal Year 1934-35
<b>MAINTENANCE AND OPERATION—Continued</b>					
<b>Big Pines—Continued</b>					
<b>Supplies—Continued</b>					
Miscellaneous Supplies and Ex- pense .....	\$ 224.92	\$ 17.57	\$ 25.00	\$ 25.00	\$ 25.00
Operating Supplies and Tools .....	2,185.41	569.92	950.00	350.00	350.00
Recreational .....	99.82	27.01	50.00	50.00	50.00
<b>Total Big Pines .....</b>	<b>\$ 32,490.30</b>	<b>\$ 13,971.34</b>	<b>\$ 21,765.00</b>	<b>\$ 17,700.00</b>	<b>\$ 17,700.00</b>
<b>Crystal Lake</b>					
<b>Services Other Than Personal</b>					
Auto Mileage Allowance .....	\$ 66.72	\$ 30.44	\$ 50.00	\$	\$
Auto Truck and Tractor Service .....	919.32	780.66	1,100.00	300.00	300.00
Electricity .....	2,660.26	1,581.37	2,400.00	1,500.00	1,500.00
Laundry .....	52.33	52.98	175.00	175.00	175.00
<b>Maintenance:</b>					
Buildings .....	275.49	200.23	280.00	300.00	300.00
Camp Grounds .....	32.66	2.15	10.00	25.00	25.00
Equipment .....	217.65	410.45	600.00	400.00	400.00
Roads and Trails .....	89.05		25.00	50.00	50.00
Telephone and Electrical Sys- tem .....	102.38	185.46	260.00	100.00	100.00
Water System .....	14.91	83.23	125.00	150.00	150.00
Surveys and Studies for Future Development .....	159.00		10.00		
Telegrams and Telephones .....	179.30	120.90	190.00	150.00	150.00
<b>Supplies</b>					
Cleaning and Caretaking .....	157.11	57.48	90.00	75.00	75.00
Feed and Supplies for Animals.....	1.80				
Fuel—Wood .....	95.27				
Household .....	317.98		150.00	50.00	50.00
Miscellaneous, N.O.C. ....		.74	10.00	50.00	50.00
Operating Supplies and Tools .....	230.89	209.83	300.00	100.00	100.00
Recreational .....			25.00	25.00	25.00
<b>Total Crystal Lake .....</b>	<b>\$ 5,572.12</b>	<b>\$ 3,715.92</b>	<b>\$ 5,800.00</b>	<b>\$ 3,450.00</b>	<b>\$ 3,450.00</b>
<b>Puddingstone Dam Area</b>					
<b>Services Other Than Personal</b>					
Auto Mileage Allowance .....	\$ 120.75	\$	\$	\$	\$
Auto Truck and Tractor Service..		32.65	75.00	50.00	50.00
<b>Maintenance:</b>					
Equipment .....	.54		25.00	25.00	25.00
Buildings .....	14.70				
<b>Supplies</b>					
Miscellaneous, N.O.C. ....			10.00		
Operating Supplies and Tools .....		6.71	10.00	25.00	25.00
<b>Total Puddingstone Dam Area .....</b>	<b>\$ 135.99</b>	<b>\$ 39.36</b>	<b>\$ 120.00</b>	<b>\$ 100.00</b>	<b>\$ 100.00</b>

**LOS ANGELES COUNTY BUDGET—1934-35**

**RECREATION CAMPS AND PLAYGROUNDS—Continued**

Classification	EXPENDITURES				
	Actual Prior Year 1932-33	Actual Current Year To 3-1-1934	Estimated Current Year 1933-34	Requested Fiscal Year 1934-35	Allowed Fiscal Year 1934-35
<b>MAINTENANCE AND OPERATION—Continued</b>					
<b>City Beaches</b>					
<b>Services Other Than Personal</b>					
Auto Service Allowance .....	\$	\$	\$ 125.00	\$ 100.00	\$ 100.00
Electricity .....			20.00	20.00	20.00
Laundry .....			10.00	10.00	10.00
Maintenance:					
Buildings .....			65.00	60.00	60.00
Equipment .....			60.00	75.00	75.00
Water System .....			20.00	25.00	25.00
Telegrams and Telephones .....			95.00	75.00	75.00
<b>Supplies</b>					
Cleaning and Caretaking .....			25.00	25.00	25.00
Operating Supplies and Tools .....			70.00	50.00	50.00
<b>Total City Beaches .....</b>	<b>\$</b>	<b>\$</b>	<b>\$ 490.00</b>	<b>\$ 440.00</b>	<b>\$ 440.00</b>
<b>County Beaches</b>					
<b>Services Other Than Personal</b>					
Auto Mileage Allowance .....	\$	\$	\$ 50.00	\$	\$
Auto Truck and Tractor .....	3,584.60	1,284.70	1,800.00	1,500.00	1,500.00
Electricity .....	271.01	99.25	180.00	180.00	180.00
Gas .....			10.00	10.00	10.00
Laundry .....	31.26	4.22	15.00	15.00	15.00
Maintenance:					
Buildings .....	225.40	13.85	25.00	50.00	50.00
Equipment .....	179.11	29.32	50.00	60.00	60.00
Water System .....	16.14	57.27	80.00	75.00	75.00
Telephone and Telegrams .....	268.00	87.40	150.00	150.00	150.00
Transportation .....	9.80				
Removing Barge—Redondo .....	2,572.06				
Water .....	214.79	173.96	250.00	250.00	250.00
<b>Supplies</b>					
Cleaning and Caretaking.....	59.20	29.84	40.00	50.00	50.00
Miscellaneous, N.O.C.....			10.00	10.00	10.00
Operating Supplies and Tools.....	600.21	41.59	60.00	100.00	100.00
<b>Contributions, Awards and Fixed Obligations</b>					
Rent of Beaches.....	5,656.19	4,072.68	4,900.00		
Rent of Crossing.....			5.00	5.00	5.00
<b>Total County Beaches.....</b>	<b>\$ 13,687.77</b>	<b>\$ 5,894.08</b>	<b>\$ 7,625.00</b>	<b>\$ 2,455.00</b>	<b>\$ 2,455.00</b>
<b>State Beaches</b>					
<b>Services Other Than Personal</b>					
Auto Mileage Allowance.....	\$	\$	\$ 50.00	\$	\$
Auto Truck and Tractor.....	1,480.95	716.35	1,000.00	800.00	800.00
Electricity .....	554.73	230.69	350.00	350.00	350.00
Gas .....	11.40			10.00	10.00
Laundry .....	18.22	4.46	15.00	15.00	15.00
Maintenance:					
Buildings .....	85.75	227.22	300.00	300.00	300.00

**RECREATION**

**RECREATION CAMPS AND PLAYGROUNDS—Continued**

Classification	EXPENDITURES				
	Actual Prior Year 1932-33	Actual Current Year To 3-1-1934	Estimated Current Year 1933-34	Requested Fiscal Year 1934-35	Allowed Fiscal Year 1934-35
<b>MAINTENANCE AND OPERATION—Continued</b>					
<b>State Beaches—Continued</b>					
<b>Services Other Than Personal—Continued</b>					
Equipment .....	\$ 260.75	\$ 118.09	\$ 180.00	\$ 180.00	\$ 180.00
Water System.....	3.97	23.97	40.00	50.00	50.00
Telegrams and Telephone .....	228.35	99.40	160.00	150.00	150.00
Transportation .....	16.10		10.00		
Water .....	83.75	52.06	75.00	75.00	75.00
<b>Supplies</b>					
Cleaning and Caretaking.....	147.50	49.99	75.00	75.00	75.00
Miscellaneous, N.O.C.....			10.00	10.00	10.00
Operating Supplies and Tools.....	185.66	40.72	60.00	75.00	75.00
Recreational .....	69.64			25.00	25.00
<b>Contributions, Awards and Fixed Obligations</b>					
Rent of Garages.....	17.50	1.50	5.00		
<b>Total State Beaches.....</b>	<b>\$ 3,164.27</b>	<b>\$ 1,564.45</b>	<b>\$ 2,330.00</b>	<b>\$ 2,115.00</b>	<b>\$ 2,115.00</b>
<b>TOTAL MAINTENANCE AND OPERATION .....</b>	<b>\$ 71,841.57</b>	<b>\$ 35,535.86</b>	<b>\$ 66,995.00</b>	<b>\$ 41,435.00</b>	<b>\$ 41,435.00</b>
Less Meals and Other Maintenance Furnished Employees as Compensation .....	4,237.42	1,613.97	2,400.00	1,200.00	1,200.00
<b>TOTAL MAINTENANCE AND OPERATION (NET).....</b>	<b>\$ 67,604.15</b>	<b>\$ 33,921.89</b>	<b>\$ 64,595.00</b>	<b>\$ 40,235.00</b>	<b>\$ 40,235.00</b>
<b>CAPITAL OUTLAY</b>					
<b>Equipment</b>					
Cleaning and Caretaking.....	\$	\$	\$ 55.00	\$	\$
Electrical .....	532.09			50.00	50.00
Motor .....	\$ 50.00				
Fire Fighting.....			70.00	100.00	100.00
Fire Extinguishers.....	\$ 100.00				
Furniture and Furnishings.....	44.00		15.00	25.00	25.00
Chairs .....	\$ 25.00				
Heating .....	169.80				
Measuring and Observing.....	550.55				
Metal Working Equipment.....			15.00		
Motor Vehicles.....	2,720.22	3,165.33	3,166.00	250.00	250.00
Bicycles .....	\$ 250.00				
Miscellaneous, N.O.C.....	204.17				
Office Equipment Other Than Furniture .....		158.22	160.00		
Picture Taking and Exhibiting.....	54.14				

**LOS ANGELES COUNTY BUDGET—1934-35**

**RECREATION CAMPS AND PLAYGROUNDS—Continued**

Classification	EXPENDITURES				
	Actual Prior Year 1932-33	Actual Current Year To 3-1-1934	Estimated Current Year 1933-34	Requested Fiscal Year 1934-35	Allowed Fiscal Year 1934-35
<b>CAPITAL OUTLAY—Continued</b>					
<b>Equipment—Continued</b>					
Pumping and Air Compressing..... \$	145.01	\$	\$ 26.00	\$	\$
Tanks .....	1,196.74				
Telephone, Telegraph and Other Signaling Apparatus.....		125.00	125.00		
Water Meters and Recorders.....	527.25				
Food Preparing and Serving.....			30.00		
<b>Total Equipment.....</b>	<b>\$ 6,143.97</b>	<b>\$ 3,448.55</b>	<b>\$ 3,662.00</b>	<b>\$ 425.00</b>	<b>\$ 425.00</b>
<b>Structural and Non-Structural Improvements</b>					
Additions and Betterments..... \$		\$ 2,235.26	\$ 3,500.00	\$ 2,000.00	\$ 2,000.00
Comfort Station, Big Pines.....	1,005.49				
Cooler Building.....	132.73	11.91	12.00		
Dormitory Addition.....	196.00				
Ice Rink.....	352.02	114.27	115.00		
Improvement of Buildings.....	3,911.72				
Picnic Grounds.....	635.22	84.92	85.00		
Parking Area.....	249.61	221.20	225.00		
Road Construction.....	786.25		41.00		
Tennis Courts.....	376.10	6.65			
Water Development.....	1,723.66				
Water System Extension.....	4,006.82	875.69	1,075.00		
Ramps and Steps.....	234.40				
<b>Total Structural and Non-Structural Improvements .....</b>	<b>\$ 13,610.02</b>	<b>\$ 3,549.90</b>	<b>\$ 5,053.00</b>	<b>\$ 2,000.00</b>	<b>\$ 2,000.00</b>
<b>TOTAL CAPITAL OUTLAY.....</b>	<b>\$ 19,753.99</b>	<b>\$ 6,998.45</b>	<b>\$ 8,715.00</b>	<b>\$ 2,425.00</b>	<b>\$ 2,425.00</b>
<b>TOTAL RECREATION CAMPS AND PLAYGROUNDS .....</b>	<b>\$ 262,387.42</b>	<b>\$ 156,324.63</b>	<b>\$ 245,229.60</b>	<b>\$ 182,106.02</b>	<b>\$ 181,996.94</b>

RECREATION

Park Department

RECREATION AND AMUSEMENT FOR THE GENERAL PUBLIC

APPROPRIATIONS \$100,218.08 ✓

Classification	EXPENDITURES				
	Actual Prior Year 1932-33	Actual Current Year To 3-1-1934	Estimated Current Year 1933-34	Requested Fiscal Year 1934-35	Allowed Fiscal Year 1934-35
<b>SALARIES AND WAGES</b>					
<b>Title of Position</b>	<b>Rate of Pay</b>				
<b>Supervision</b>	<b>A</b>	<b>B</b>	<b>C</b>		
1 Asst. Forester.....	\$ 250	\$ 260	\$ 275		\$ 2,836.08
1 Asst. Forester.....	180	190	200		1,963.44
1 Stenographer, Grade II.....	130	135	140		1,472.64
<b>Total Supervision.....</b>					<b>\$ 6,272.16</b>
<b>Alondra Park</b>					
1 Foreman .....per day	6.00	6.00	6.00		\$ 1,560.00
1 Foreman .....per day	5.00	5.00	5.00		
1 Laborer .....per day	4.50	4.50	4.50		3,380.00
2 Laborers .....per day	4.00	4.00	4.00		
3 Laborers, as needed.....per day	4.00	4.00	4.00		
<b>Total Alondra Park.....</b>					<b>\$ 4,940.00</b>
<b>Various County Parks</b>					
1 Landscape Architect.....	180	190	200		\$ 1,963.44
1 Asst. Forester.....	165	170	175		1,908.96
3 Foremen .....per day	6.00	6.00	6.00		3,120.00
7 Foremen .....per day	5.00	5.00	5.00		6,240.00
5 Laborers .....per day	4.50	4.50	4.50		2,340.00
40 Laborers .....per day	4.00	4.00	4.00		12,320.00
1 Driver with Team and Plow, as needed .....per hour	1.00	1.00	1.00		
<b>Total Various County Parks.....</b>					<b>\$ 27,892.40</b>
<b>Planting, Trimming and Maintenance of Roadside Trees</b>					
1 Asst. Forester.....	165	170	175		\$ 1,799.80
1 Roadside Tree Inspector.....	150	155	160		1,636.20
4 Foremen .....per day	6.00	6.00	6.00		6,240.00
8 Foremen .....per day	5.00	5.00	5.00		1,300.00
17 Laborers .....per day	4.50	4.50	4.50		10,530.00
50 Laborers .....per day	4.00	4.00	4.00		10,530.00
1 Driver with Team and Plow, as needed .....per hour	1.00	1.00	1.00		
<b>Total Planting, Trimming and Maintenance of Roadside Trees.....</b>					<b>\$ 32,036.00</b>
<b>Ornamental Nursery</b>					
1 Asst. Forester.....	165	170	175		\$ 1,854.36
1 Nurseryman .....	140	145	150		1,636.20
1 Foreman .....per day	5.00	5.00	5.00		1,300.00
5 Laborers .....per day	4.50	4.50	4.50		4,680.00
10 Laborers .....per day	4.00	4.00	4.00		2,080.00
<b>Total Ornamental Nursery.....</b>					<b>\$ 11,550.56</b>
<b>TOTAL SALARIES AND WAGES....</b>	<b>\$ 91,690.23</b>	<b>\$ 60,482.72</b>	<b>\$ 79,878.16</b>	<b>\$ 82,691.20</b>	<b>\$ 82,691.12</b>

**LOS ANGELES COUNTY BUDGET—1934-35**

**PARK DEPARTMENT—Continued**

Classification	EXPENDITURES				
	Actual Prior Year 1932-33	Actual Current Year To 3-1-1934	Estimated Current Year 1933-34	Requested Fiscal Year 1934-35	Allowed Fiscal Year 1934-35
<b>MAINTENANCE AND OPERATION</b>					
<b>Supervision</b>					
<b>Services Other Than Personal</b>					
Auto Mileage Allowance.....	\$ 756.56	\$ 510.20	\$ 750.00	\$ 750.00	\$ 750.00
Food and Lodging.....	10.70		15.00	15.00	15.00
<b>Total Supervision.....</b>	<b>\$ 767.26</b>	<b>\$ 510.20</b>	<b>\$ 765.00</b>	<b>\$ 765.00</b>	<b>\$ 765.00</b>
<b>Various County Parks</b>					
<b>Services Other Than Personal</b>					
Auto Mileage Allowance.....	\$ 756.71	\$ 333.68	\$ 600.00	\$ 600.00	\$ 600.00
Auto Service.....	548.16	750.71	950.00	800.00	800.00
Electricity .....	1,077.09	695.15	1,350.00	1,350.00	1,350.00
Gas .....				150.00	150.00
Miscellaneous, N.O.C.....	16.21	30.58	100.00	100.00	60.00
Repairs and Maintenance—Tools, Devices and Equipment.....	499.46	47.06	200.00	200.00	200.00
Telegrams .....	50.30	29.10	50.00	50.00	25.00
Water .....	1,593.89	1,104.79	1,800.00	1,800.00	1,800.00
<b>Supplies</b>					
Gardeners and Agricultural.....	519.46	47.84	150.00	150.00	150.00
Miscellaneous, N.O.C.....	1,322.25	334.52	800.00	800.00	665.00
Plumbing Supplies.....	114.82		75.00	75.00	75.00
Operating Supplies and Tools.....	929.20				
<b>Contributions, Awards and Fixed Obligations</b>					
Rent of Equipment.....	1,089.00		125.00	125.00	100.00
<b>Total Various County Parks.....</b>	<b>\$ 8,516.55</b>	<b>\$ 3,373.43</b>	<b>\$ 6,200.00</b>	<b>\$ 6,200.00</b>	<b>\$ 5,975.00</b>
<b>Alondra Park</b>					
<b>Services Other Than Personal</b>					
Auto Mileage Allowance.....	\$ 51.24	\$ 31.52	\$ 50.00	\$ 50.00	\$ 50.00
Auto Service.....				100.00	100.00
Electricity .....	390.96	320.29	400.00	600.00	600.00
Miscellaneous, N.O.C.....	424.01	298.94	300.00	125.00	125.00
Telegrams and Telephone.....	19.18	74.70	125.00	125.00	100.00
Water .....	9.99				
<b>Supplies</b>					
Gardener and Agricultural.....	153.48	10.50	50.00	25.00	25.00
Miscellaneous, N.O.C.....	298.80	218.94	250.00	150.00	125.00
Operating Supplies and Tools.....	56.10	41.40	50.00	50.00	50.00
<b>Contributions, Awards and Fixed Obligations</b>					
Rent of Equipment.....	200.08		50.00	50.00	50.00
<b>Total Alondra Park.....</b>	<b>\$ 1,603.84</b>	<b>\$ 996.29</b>	<b>\$ 1,275.00</b>	<b>\$ 1,275.00</b>	<b>\$ 1,225.00</b>
<b>Ornamental Nursery</b>					
<b>Services Other Than Personal</b>					
Auto Mileage Allowance.....	\$ 142.32	\$ 84.28	\$ 150.00	\$ 150.00	\$ 150.00
Auto Service.....	277.29	195.50	250.00	250.00	250.00
Electricity .....	204.24	59.73	125.00	125.00	125.00

**RECREATION**

**PARK DEPARTMENT—Continued**

Classification	EXPENDITURES				
	Actual Prior Year 1932-33	Actual Current Year To 3-1-1934	Estimated Current Year 1933-34	Requested Fiscal Year 1934-35	Allowed Fiscal Year 1934-35
<b>MAINTENANCE AND OPERATION—Continued</b>					
<b>Ornamental Nursery—Continued</b>					
<b>Services Other Than Personal—Continued</b>					
Gas .....	\$ 309.87	\$ 123.36	\$ 300.00	\$ 300.00	\$ 300.00
Miscellaneous Services, N.O.C.....			15.00	15.00	15.00
Repairs and Maintenance—Tools, Devices and Equipment.....	113.48	8.66	75.00	75.00	75.00
Water .....	561.46	318.92	600.00	600.00	600.00
<b>Supplies</b>					
Gardeners and Agricultural.....	403.46	54.09	75.00	75.00	75.00
Miscellaneous, N.O.C.....	468.28	100.46	320.00	320.00	320.00
Operating Supplies and Tools.....	62.00	3.65	50.00	50.00	50.00
<b>Total Ornamental Nursery.....</b>	<b>\$ 2,542.40</b>	<b>\$ 948.65</b>	<b>\$ 1,960.00</b>	<b>\$ 1,960.00</b>	<b>\$ 1,960.00</b>
<b>Planting, Trimming and Maintenance of Roadside Trees and Flowers</b>					
<b>Services Other Than Personal</b>					
Auto Mileage.....	\$ 1,913.42	\$ 1,057.80	\$ 1,800.00	\$ 1,800.00	\$ 1,675.00
Auto Service.....	3,354.04	1,502.37	2,255.00	2,255.00	2,255.00
Food and Lodging.....	2.45		10.00	10.00	10.00
Miscellaneous, N.O.C.....	121.33	63.43	100.00	100.00	100.00
Repairs and Maintenance—Tools, Devices and Equipment.....	335.74	65.19	150.00	150.00	50.00
Removal of Hazardous Trees.....	1,406.00		100.00	100.00	100.00
Water .....			100.00	100.00	100.00
<b>Supplies</b>					
Miscellaneous, N.O.C.....	1,097.74	217.02	300.00	300.00	300.00
Operating Supplies and Tools.....	749.91	77.54	200.00	200.00	200.00
<b>Contributions, Awards and Fixed Obligations</b>					
Rent of Equipment.....	408.52		25.00	25.00	25.00
<b>Total Planting, Trimming and Main- tenance of Roadside Trees and Flowers .....</b>	<b>\$ 9,389.15</b>	<b>\$ 2,983.35</b>	<b>\$ 5,040.00</b>	<b>\$ 5,040.00</b>	<b>\$ 4,815.00</b>
<b>TOTAL MAINTENANCE AND OPERATION .....</b>	<b>\$ 22,819.20</b>	<b>\$ 8,811.92</b>	<b>\$ 15,240.00</b>	<b>\$ 15,240.00</b>	<b>\$ 14,740.00</b>
Less Interdepartmental Service Charges .....	1,830.39	80.04	250.00		
<b>TOTAL MAINTENANCE AND OPERATION (NET).....</b>	<b>\$ 20,988.81</b>	<b>\$ 8,731.88</b>	<b>\$ 14,990.00</b>	<b>\$ 15,240.00</b>	<b>\$ 14,740.00</b>
<b>CAPITAL OUTLAY</b>					
<b>Equipment</b>					
Agricultural .....	\$ 124.69	\$	\$	\$	\$
Miscellaneous, N.O.C.....		256.25	500.00		
Motor Vehicles.....	951.72				

**LOS ANGELES COUNTY BUDGET—1934-35**

**PARK DEPARTMENT—Continued**

Classification	EXPENDITURES				
	Actual Prior Year 1932-33	Actual Current Year To 3-1-1934	Estimated Current Year 1933-34	Requested Fiscal Year 1934-35	Allowed Fiscal Year 1934-35
<b>CAPITAL OUTLAY—Continued</b>					
<b>Equipment—Continued</b>					
Pumping and Air Compressing.....\$	2,383.61	\$	\$	\$ 500.00	\$ 500.00
Column Pipe.....\$ 150.00					
Pump Bowls..... 100.00					
Pump Shaftings and Gears ..... 250.00					
<b>Total Equipment.....</b>	<b>\$ 3,460.02</b>	<b>\$</b>	<b>\$ 500.00</b>	<b>\$ 500.00</b>	<b>\$ 500.00</b>
<b>Structural and Non-structural Improvements</b>					
<b>Alondra Park</b>					
Water Development.....\$	2,776.49	\$	\$ 65.76	\$ 324.00	\$ 500.00
<b>City Terrace Park</b>					
Landscaping, Trees and Shrubs.....	288.96				
Lighting System.....	164.81				
Water Development.....	595.41				
<b>San Dimas Park</b>					
Water Development.....		819.19	1,500.00	1,000.00	
<b>Val Verde Park</b>					
Lighting and Power System Cor- rection .....	159.42				
Water Development—Various Parks .....	2,644.50	20.00	56.00	1,000.00	1,000.00
Flood Control Retaining Walls— Various Parks.....				1,000.00	786.96
<b>Total Structural and Non-structural Improvements .....</b>	<b>\$ 6,629.59</b>	<b>\$ 904.95</b>	<b>\$ 1,880.00</b>	<b>\$ 3,500.00</b>	<b>\$ 2,286.96</b>
<b>TOTAL CAPITAL OUTLAY.....</b>	<b>\$ 10,089.61</b>	<b>\$ 1,161.20</b>	<b>\$ 2,380.00</b>	<b>\$ 4,000.00</b>	<b>\$ 2,786.96</b>
<b>TOTAL PARK DEPARTMENT.....</b>	<b>\$ 122,768.65</b>	<b>\$ 70,375.80</b>	<b>\$ 97,248.16</b>	<b>\$ 101,931.20</b>	<b>\$ 100,218.08</b>

## Miscellaneous Unclassified

TOTAL APPROPRIATIONS.....\$1,381,859.26 ✓



MISCELLANEOUS UNCLASSIFIED

**Soldier Burials**  
**BURIAL OF U. S. SOLDIERS AND SAILORS**  
**APPROPRIATIONS \$5,391.00**

Classification	EXPENDITURES				
	Actual Prior Year 1932-33	Actual Current Year To 3-1-1934	Estimated Current Year 1933-34	Requested Fiscal Year 1934-35	Allowed Fiscal Year 1934-35
<b>MAINTENANCE AND OPERATION</b>					
<b>Services Other Than Personal</b>					
Auto Service .....	\$ 163.80	\$ 104.05	\$ 250.00	\$ 300.00	\$ 300.00
Postage .....	5.00		5.00	5.00	5.00
Telegraph .....	8.45	9.90	25.00	25.00	25.00
Telephone .....	15.58	9.95	20.00	25.00	25.00
<b>Supplies</b>					
Office Supplies, N.O.C. ....	1.91	1.23	15.00	15.00	15.00
<b>Contributions, Awards and Fixed Obligations</b>					
Burial of U. S. Soldiers and Sail- ors .....	4,828.00	3,236.14	5,000.00	5,000.00	5,000.00
Providing Perpetual Care for Bodies in Uncared For Plots....	21.00	15.75	21.00	21.00	21.00
<b>TOTAL SOLDIER BURIALS .....</b>	<b>\$ 5,043.74</b>	<b>\$ 3,377.02</b>	<b>\$ 5,336.00</b>	<b>\$ 5,391.00</b>	<b>\$ 5,391.00</b>

## Purchasing and Stores Department

SERVICE TO COUNTY DEPARTMENTS AND CUSTODY OF SUPPLIES

APPROPRIATIONS \$60,176.50

Classification	EXPENDITURES				Allowed Fiscal Year 1934-35
	Actual Prior Year 1932-33	Actual Current Year To 3-1-1934	Estimated Current Year 1933-34	Requested Fiscal Year 1934-35	
<b>SALARIES AND WAGES</b>					
<b>Title of Position</b>	<b>Rate of Pay</b>				
	<b>A</b>	<b>B</b>	<b>C</b>		
1 Purchasing Agent and Manager of Stores .....	\$6,600	\$6,600	\$6,600		\$ 5,339.40
<b>Purchasing Division</b>					
1 Asst. Purchasing Agent .....	275	300	325		\$ 3,350.16
1 Buyer and Inspector — Meats, Perishables, Etc. ....	225	235	250		2,727.00
1 Asst. Buyer and Inspector — Meats, Perishables, Etc. ....	165	170	175		1,799.88
1 Buyer—Dry Goods, Groceries, Etc. ....	225	235	250		2,454.36
1 Buyer—Hardware, Machinery, Electrical, Etc. ....	225	235	250		2,727.00
1 Buyer—Hospital Supplies, Building Materials, Etc. ....	225	235	250		2,727.00
1 Buyer—Printing, Office Supplies, Furniture, Etc. ....	225	235	250		2,727.00
1 Registrar .....	165	170	175		1,854.36
1 Sr. Clerk .....	145	150	155		1,636.20
1 Comptometer Operator - Clerk, Grade II .....	130	135	140		1,527.12
1 Typist-Clerk, Grade III .....	130	135	140		1,527.12
1 Stenographer, Grade II .....	130	135	140		1,527.12
7 Stenographers, Grade I .....	115	120	125 (a)		9,272.16
2 File Clerks .....	115	120	125		2,618.04
2 Messengers .....	75	80	85		1,690.80
1 Stenographer, Grade I, as needed .....	4.50	4.50	4.50		180.00
<b>Total Purchasing Division .....</b>					<b>\$ 40,345.32</b>
<b>Stores Division</b>					
1 General Storekeeper .....	250	275	300		\$ 3,092.40
1 Chief Clerk .....	165	170	175		1,854.36
1 Standardization Clerk .....	165	170	175		1,908.96
1 Sr. Bookkeeper .....	165	170	175		1,908.96
1 Jr. Bookkeeper .....	130	135	140		1,418.04
5 Stock Record Clerks .....	150	155	160		8,562.84
4 Billing Machine Clerks, Gr. II ..	130	135	140		5,890.44
1 Requisition Clerk .....	130	135	140		1,418.04
4 Calculating Machine Operator-Clerks, Grade I .....	115	120	125		5,290.56
1 Clerk, Grade III .....	130	135	140		1,527.12
1 Typist-Clerk, Grade II .....	115	120	125		1,254.48
2 Typist-Clerks, Grade II, Addressograph and Graphotype Operators .....	115	120	125		2,563.44
6 Stenographers, Grade I .....	115	120	125		7,799.52

MISCELLANEOUS UNCLASSIFIED

PURCHASING AND STORES DEPARTMENT—Continued

Classification	EXPENDITURES				
	Actual Prior Year 1932-33	Actual Current Year To 3-1-1934	Estimated Current Year 1933-34	Requested Fiscal Year 1934-35	Allowed Fiscal Year 1934-35
<b>SALARIES AND WAGES—Continued</b>					
Title of Position	Rate of Pay				
Stores Division—Continued	A	B	C		
1 File Clerk .....	\$ 115	\$ 120	\$ 125	\$	1,254.48
1 Telephone Operator-Clerk .....	115	120	125		1,363.56
2 Messengers (Male) .....	75	80	85		1,636.32
1 General Store Foreman .....	175	180	185		2,018.04
1 Sr. Stationery Storekeeper .....	175	180	185		1,963.44
1 Sr. Storekeeper, Welfare Divi- sion .....	165	170	175		1,799.88
1 Store Inspector .....	165	170	175		1,799.88
1 Receiving Clerk .....	165	170	175		1,854.36
1 Shipping Clerk .....	145	150	155		1,690.80
8 Storekeepers .....	145	150	155		13,090.08
3 Storekeepers .....F.M.	105	110	115		3,708.84
29 Asst. Storekeepers .....	125	130	135		40,688.40
3 Asst. Storekeepers .....F.M.	85	90	95		3,108.96
5 Asst. Storekeepers .....	115	120	125		6,272.40
1 Asst. Storekeeper .....F.M.	75	80	85		818.16
12 Truck Drivers .....	140	140	140		18,325.44
2 Calculating Machine Operator- Clerks, Grade I, as needed, .....per day	4.50	4.50	4.50		450.00
2 Typist-Clerks, Grade II, as needed .....per day	4.50	4.50	4.50		450.00
5 Asst. Storekeepers, as needed, .....per day	5.00	5.00	5.00		750.00
33 Laborers, as needed.....per day	4.50	4.50	4.50		38,758.50
9 Laborers, as needed.....per day	4.00	4.00	4.00		9,396.00
700 Utility Workers, as needed, .....per hour	.40	.40	.40		
<b>Total Stores Division .....</b>				<b>\$</b>	<b>195,686.70</b>
<b>Multigraph Division</b>					
1 Bookbinder .....	225	225	225	\$	2,454.36
3 Asst. Multigraph Operator .....	115	120	125		3,927.00
1 Addressograph and Graphotype Operator .....	115	120	125		1,254.48
<b>Total Multigraph Division .....</b>				<b>\$</b>	<b>7,635.84</b>
Full Maintenance for Seven (7) men.				\$	3,054.24
(a) Group D—\$130-135-140, as case may be.					
<b>TOTAL SALARIES AND WAGES</b> .....	<b>\$ 209,600.72</b>	<b>\$ 163,665.86</b>	<b>\$ 220,572.63</b>	<b>\$ 253,319.94</b>	<b>\$ 252,061.50</b>
Less Interdepartmental Service Charges .....	265,569.67		250,000.00	240,000.00	240,000.00
<b>TOTAL SALARIES AND WAGES (NET)</b> .....	<b>Cr\$ 55,968.95</b>	<b>\$ 163,665.86</b>	<b>Cr\$29,427.37</b>	<b>\$ 13,319.94</b>	<b>\$ 12,061.50</b>

**LOS ANGELES COUNTY BUDGET—1934-35**

**PURCHASING AND STORES DEPARTMENT—Continued**

Classification	EXPENDITURES				
	Actual Prior Year 1932-33	Actual Current Year To 3-1-1934	Estimated Current Year 1933-34	Requested Fiscal Year 1934-35	Allowed Fiscal Year 1934-35
<b>MAINTENANCE AND OPERATION</b>					
<b>Purchasing Division</b>					
<b>Services Other Than Personal</b>					
Auto Mileage Allowance .....	\$ 445.40	\$ 349.08	\$ 600.00	\$ 600.00	\$ 600.00
Miscellaneous, N.O.C. ....	240.10	16.28	150.00	150.00	150.00
Postage .....	1,869.96	801.00	1,400.00	1,400.00	1,400.00
Repairs and Maintenance, Tools, Devices and Equipment .....	42.93	64.01	150.00	150.00	150.00
Telegraph .....	23.20	11.23	25.00	25.00	25.00
Testing and Analyzing .....	462.14	172.80	400.00	500.00	500.00
<b>Supplies</b>					
Miscellaneous, N.O.C. ....	220.56	84.55	200.00	200.00	200.00
Record Books, Papers, Forms and Covers .....	2,442.69	443.02	1,800.00	1,800.00	1,800.00
Writing .....	263.15	84.34	150.00	150.00	150.00
<b>Contributions, Awards and Fixed Obligations</b>					
Membership Dues .....	40.00		40.00	40.00	40.00
<b>Total Purchasing Division .....</b>	<b>\$ 6,050.13</b>	<b>\$ 2,026.31</b>	<b>\$ 4,915.00</b>	<b>\$ 5,015.00</b>	<b>\$ 5,015.00</b>
<b>Stores Division</b>					
<b>Services Other Than Personal</b>					
Automobile Service .....	\$ 5,233.52	\$ 2,571.70	\$ 5,100.00	\$ 5,500.00	\$ 5,500.00
Auto Mileage Allowance .....	530.92	341.48	750.00	750.00	750.00
Express .....	Cr. 116.26	Cr. 107.98			
Maintenance .....	591.36	254.30	750.00	750.00	750.00
Miscellaneous, N.O.C. ....	3,044.42	236.02	600.00	600.00	600.00
Postage .....	261.39	175.90	275.00	300.00	300.00
Repairs and Maintenance, Tools, Devices and Equipment .....	589.28	404.08	800.00	800.00	800.00
Telephone .....	2,785.35	1,879.63	3,275.00	3,500.00	3,500.00
Water .....		408.92	750.00	750.00	750.00
Transportation .....	40.00				
Electricity .....		1,108.28	2,200.00	2,200.00	2,200.00
Gas .....		98.33	350.00	350.00	350.00
<b>Supplies</b>					
Miscellaneous, N.O.C. ....	4,215.72	3,111.97	5,550.00	5,600.00	5,600.00
Office, N.O.C. ....	426.21	327.71	575.00	600.00	600.00
Record Books, Papers, Forms and Covers .....	2,847.04	740.84	2,000.00	2,200.00	2,200.00
Shipping Materials .....	500.84	250.43	500.00	500.00	500.00
Writing .....	712.16	413.75	750.00	750.00	750.00
<b>Contributions, Awards and Fixed Obligations</b>					
Rent .....	938.01	2,946.00	4,338.00	4,500.00	4,500.00
Rent of Equipment .....		118.16	900.00	1,000.00	1,000.00
<b>Total Stores Division .....</b>	<b>\$ 22,599.96</b>	<b>\$ 15,279.52</b>	<b>\$ 29,463.00</b>	<b>\$ 30,650.00</b>	<b>\$ 30,650.00</b>
<b>Multigraph Division</b>					
<b>Services Other Than Personal</b>					
Repairs and Maintenance, Tools, Devices and Equipment .....	\$ 78.03	\$ 118.96	\$ 180.00	\$ 500.00	\$ 500.00

**MISCELLANEOUS UNCLASSIFIED**

**PURCHASING AND STORES DEPARTMENT—Continued**

Classification	EXPENDITURES				
	Actual Prior Year 1932-33	Actual Current Year To 3-1-1934	Estimated Current Year 1933-34	Requested Fiscal Year 1934-35	Allowed Fiscal Year 1934-35
<b>MAINTENANCE AND OPERATION—Continued</b>					
<b>Multigraph Division—Continued</b>					
<b>Supplies</b>					
Bindery .....	Cr\$ 553.38	Cr\$ 256.46	Cr\$ 320.00	\$ 500.00	\$ 500.00
Multigraph .....	Cr 336.73	Cr 185.76	Cr 450.00	300.00	300.00
<b>Total Multigraph Division.....</b>	<b>Cr\$ 812.08</b>	<b>Cr\$ 323.26</b>	<b>Cr\$ 590.00</b>	<b>\$ 1,300.00</b>	<b>\$ 1,300.00</b>
<b>TOTAL MAINTENANCE AND OPERATION .....</b>	<b>\$ 27,838.01</b>	<b>\$ 16,982.57</b>	<b>\$ 33,788.00</b>	<b>\$ 36,965.00</b>	<b>\$ 36,965.00</b>
<b>CAPITAL OUTLAY</b>					
<b>Equipment</b>					
Bindery Machinery .....	\$ 42.40	\$ 21.73	\$ 100.00	\$	\$
Furniture and Furnishings .....				1,000.00	1,000.00
Additional Parts for Steel Shelving and Counters .....					\$1,000.00
Heat, Cold and Mechanical Power Transmission Equipment:.....	35.41				
Miscellaneous, N.O.C. ....	56.84				
Motor Vehicles:.....	10,237.87	768.83	1,700.00	8,000.00	8,000.00
2 5-Ton Trucks.....	\$8,000.00				
Office Equipment Other Than Furniture: .....	448.59			630.00	630.00
1 Fanfold Machine.....	\$350.00				
2 Writing Machines.....	200.00				
4 Numbering Machines..	80.00				
Store Equipment: .....	721.37	357.91	500.00	1,520.00	1,520.00
1 Lift Truck.....	\$120.00				
3 Hand Trucks .....	45.00				
1 Coffee Mill .....	325.00				
100 Steel Leg Platforms...	400.00				
10 Hand Chemical Fire Extinguishers .....	100.00				
4 Counter Scales .....	400.00				
2 Cheese Cutters .....	130.00				
<b>TOTAL CAPITAL OUTLAY .....</b>	<b>\$ 11,542.48</b>	<b>\$ 1,148.47</b>	<b>\$ 2,300.00</b>	<b>\$ 11,150.00</b>	<b>\$ 11,150.00</b>
<b>TOTAL PURCHASING AND STORES DEPARTMENT.....</b>	<b>Cr\$16,588.46</b>	<b>\$ 181,796.90</b>	<b>\$ 6,660.63</b>	<b>\$ 61,434.94</b>	<b>\$ 60,176.50</b>

# Telephone Department

## SERVICE TO COUNTY DEPARTMENTS

APPROPRIATIONS \$195,098.44

Classification	EXPENDITURES				
	Actual Prior Year 1932-33	Actual Current Year To 3-1-1934	Estimated Current Year 1933-34	Requested Fiscal Year 1934-35	Allowed Fiscal Year 1934-35
<b>SALARIES AND WAGES</b>					
<b>Title of Position</b>	<b>Rate of Pay</b>				
	<b>A</b>	<b>B</b>	<b>C</b>		
1 Superintendent .....	\$ 225	\$ 235	\$ 250		\$ 2,727.00
1 Chief Operator .....	140	150	160		1,745.28
1 Supervising Sr. Operator .....	145	150	155		1,690.80
6 Sr. Operators .....	130	135	140		8,999.16
14 Telephone Operators .....	115	120	125		18,489.84
3 Relief Telephone Operators .....	110	110	110		3,599.64
1 Relief Operator, three-fifths time .....	75	75	75		818.16
2 Relief Telephone Operators for holidays and vacations, per day	4.50	4.50	4.50		1,080.00
1 Typist-Clerk, Grade II .....	115	120	125		1,363.56
<b>TOTAL SALARIES AND WAGES</b> .....	<b>\$ 36,059.90</b>	<b>\$ 26,304.21</b>	<b>\$ 39,258.96</b>	<b>\$ 40,677.00</b>	<b>\$ 40,513.44</b>
<b>MAINTENANCE AND OPERATION</b>					
<b>Services Other Than Personal</b>					
Minor Installations and Changes..	\$ 964.46	\$ 716.51	\$ 1,250.00	\$ 1,500.00	\$ 1,500.00
Postage .....	5.00	10.00	10.00	10.00	10.00
Telephone Service .....	126,829.40	79,937.51	145,000.00	152,500.00	152,500.00
Transportation .....	66.19				
Miscellaneous Services .....	5.94	4.18	10.00	10.00	10.00
<b>Supplies</b>					
Office Supplies, N.O.C. ....		50.70	75.00	75.00	75.00
Publications of Pamphlets and Books .....	233.85	15.89	275.00	290.00	290.00
Record Books, Papers, Forms and Covers .....	111.96	87.48	100.00	125.00	100.00
<b>TOTAL MAINTENANCE AND OPERATION</b> .....	<b>\$ 128,216.80</b>	<b>\$ 80,822.27</b>	<b>\$ 146,720.00</b>	<b>\$ 154,510.00</b>	<b>\$ 154,485.00</b>
<b>CAPITAL OUTLAY</b>					
<b>Equipment</b>					
Furniture and Furnishings .....	\$ 46.31	\$ 65.34	\$ 85.00	\$ 50.00	\$ 50.00
Chairs .....	\$50.00				
Office Equipment Other Than Furniture .....				50.00	50.00
Office Equipment, N.O.C. \$50.00					
<b>TOTAL CAPITAL OUTLAY</b> .....	<b>\$ 46.31</b>	<b>\$ 65.34</b>	<b>\$ 85.00</b>	<b>\$ 100.00</b>	<b>\$ 100.00</b>
<b>TOTAL TELEPHONE DEPARTMENT</b> .....	<b>\$ 164,323.01</b>	<b>\$ 107,191.82</b>	<b>\$ 186,063.96</b>	<b>\$ 195,287.00</b>	<b>\$ 195,098.44</b>

# Mechanical Department

## MECHANICAL AND CONSTRUCTIONAL SERVICE TO COUNTY DEPARTMENTS

APPROPRIATIONS \$8,178.00

Classification	EXPENDITURES				
	Actual Prior Year 1932-33	Actual Current Year To 3-1-1934	Estimated Current Year 1933-34	Requested Fiscal Year 1934-35	Allowed Fiscal Year 1934-35
<b>SALARIES AND WAGES</b>					
<b>Title of Position</b>	<b>A</b>	<b>Rate of Pay</b>		<b>C</b>	
		<b>B</b>			
<b>General Supervision and Administration Division</b>					
1 Chief Mechanical Engineer, per annum .....	\$7,200	\$7,200		\$7,200	
1 Asst. Chief Mechanical Engineer .....	350	375		400	
1 Chief Electrician .....	250	275		300	
1 Chief Clerk .....	225	235		250	
1 Stenographic Secretary (Male), Grade V .....	180	190		200	
1 Water Meter Reader and Collector .....	150	160		170	
1 Asst. Water Meter Reader and Collector .....	130	135		140	
1 Sr. Bookkeeper .....	165	170		175	
2 Jr. Bookkeepers .....	130	135		140 (a)	
1 Timekeeper .....	145	150		155	
2 Sr. Clerks .....	145	150		155	
1 Clerk, Grade III .....	130	135		140	
2 Clerks, Grade II .....	115	120		125	
2 Stenographers, Grade II .....	130	135		140	
1 Typist-Clerk, Grade II .....	115	120		125	
1 Utility Clerk (Male) .....	115	120		125	
4 Clerks, Grade II, or Typist-Clerks, Grade II, as needed, per day .....	4.50	4.50		4.50	
<b>Architectural Division</b>					
1 Chief Architect .....	350	375		400	
3 Sr. Architectural Draftsmen.....	250	260		275	
3 Architectural Draftsmen, as needed .....	210	220		230	
3 Jr. Architectural Draftsmen.....	175	180		190	
1 Student Architectural Draftsman .....	110	110		110	
1 Apprentice Architectural Draftsman .....	60	60		60	
1 Structural Engineer, as needed	300	310		325	
1 Structural Draftsman, as needed	210	220		230	
1 Electrical Engineer, as needed	300	310		325	
1 Sr. Building Superintendent ....	300	310		325	
1 Building Inspector, as needed, per day .....	9.00	9.00		9.00	
1 Building Inspector, as needed, per day .....	8.00	8.00		8.00	
1 Stenographer, Grade I .....	115	120		125 (b)	

LOS ANGELES COUNTY BUDGET—1934-35

MECHANICAL DEPARTMENT—Continued

Classification	EXPENDITURES				
	Actual Prior Year 1932-33	Actual Current Year To 3-1-1934	Estimated Current Year 1933-34	Requested Fiscal Year 1934-35	Allowed Fiscal Year 1934-35
<b>SALARY AND WAGES—Continued</b>					
Title of Position	Rate of Pay				
<b>Transportation Division</b>	<b>A</b>	<b>B</b>	<b>C</b>		
1 Supt. of Transportation .....	\$	\$ 310	\$ 325		
1 Sr. Bookkeeper .....	165	170	175		
1 Sr. Clerk .....	145	150	155		
1 Typist-Clerk (Male), Grade III	130	135	140		
1 Stenographer, Grade I.....	115	120	125		
3 Clerks, Grade II, or Typist- Clerks, Grade II, or Stenogra- phers, Grade I, as needed..... ..... per day		4.50	4.50	4.50	
1 Shop Foreman.....	225	235	250		
1 Blacksmith .....per day	8.00	8.00	8.00		
4 Machinists .....per day	8.00	8.00	8.00		
1 Auto Repairman and Acetylene Welder .....per day	7.50	7.50	7.50		
Provided, however, that compen- sation at the rate of one dollar per hour shall be allowed for acetylene welding work in lieu of any other compensation here- in provided.					
15 Automobile Repairmen.....per day	8.00	8.00	8.00		
1 Lincoln Automobile Repairman .....per day	8.00	8.00	8.00		
2 Motorcycle Repairmen.....per day	8.00	8.00	8.00		
1 Automobile Repairman, as need- ed .....per day	8.00	8.00	8.00		
1 Automobile Wheel Aligner and Asst. Mechanic.....per day	8.00	8.00	8.00		
1 Battery Repairman.....	145	150	155		
1 Labor Foreman.....per day	6.00	6.00	6.00		
1 Foreman Garage.....	180	190	200		
3 Chauffeurs for Sheriff, Night Criminal Duty (no overtime).....	150	150	150		
3 Chauffeurs for Sheriff, Vice Squad (no overtime).....	150	150	150		
4 Chauffeurs for Sheriff, Day Criminal Duty (no overtime).....	145	145	145		
14 Chauffeurs, subject to call at any time (no overtime).....	130	135	140		
3 Chauffeurs, as needed.....per day	5.00	5.00	5.00		
1 Auto Washer, night.....per day	4.50	4.50	4.50		
1 Oiler .....per day	4.00	4.00	4.00		
1 Garage Attendant.....per day	4.00	4.00	4.00		
1 Laborer .....per day	4.50	4.50	4.50		
3 Laborers .....per day	4.00	4.00	4.00		
<b>Maintenance and Repair Division</b>					
1 Working Foreman, Plumber .....per day	10.00	10.00	10.00		
5 Plumbers, 1st Class.....per day	9.00	9.00	9.00		
3 Plumber Helpers.....per day	6.00	6.00	6.00		

MISCELLANEOUS UNCLASSIFIED

MECHANICAL DEPARTMENT—Continued

Classification	EXPENDITURES				
	Actual Prior Year 1932-33	Actual Current Year To 3-1-1934	Estimated Current Year 1933-34	Requested Fiscal Year 1934-35	Allowed Fiscal Year 1934-35
<b>SALARY AND WAGES—Continued</b>					
Title of Position	A		Rate of Pay B		C
<b>Maintenance and Repair Division—Continued</b>					
1 Working Foreman, Steam Fitter .....per day	11.00	11.00	11.00	11.00	11.00
5 Steam Fitters .....per day	10.00	10.00	10.00	10.00	10.00
1 Working Foreman, Sheet Metal Worker .....per day	10.00	10.00	10.00	10.00	10.00
10 Sheet Metal Workers.....per day	9.00	9.00	9.00	9.00	9.00
1 Working Foreman, Electrician .....per day	10.00	10.00	10.00	10.00	10.00
9 Electricians, 1st Class...per day	9.00	9.00	9.00	9.00	9.00
3 Electricians, 2nd Class...per day	7.00	7.00	7.00	7.00	7.00
1 Elevator Maintenance Man .....per day	8.00	8.00	8.00	8.00	8.00
1 Working Foreman, Carpenter .....per day	10.00	10.00	10.00	10.00	10.00
17 Carpenters .....per day	8.00	8.00	8.00	8.00	8.00
5 Cabinet Makers.....per day	8.00	8.00	8.00	8.00	8.00
1 Working Foreman, Painter .....per day	9.00	9.00	9.00	9.00	9.00
12 Painters .....per day	8.00	8.00	8.00	8.00	8.00
2 Paper Hangers, not to exceed three months.....per day	8.00	8.00	8.00	8.00	8.00
1 Working Foreman, Bricklayer .....per day	11.00	11.00	11.00	11.00	11.00
8 Bricklayers, not to exceed four months .....per day	8.00	8.00	8.00	8.00	8.00
10 Stone Masons.....per day	8.00	8.00	8.00	8.00	8.00
10 Plasterers, not to exceed four months .....per day	9.00	9.00	9.00	9.00	9.00
1 Asbestos Worker (pipe coverer) .....per day	9.00	9.00	9.00	9.00	9.00
1 Locksmith .....per day	9.00	9.00	9.00	9.00	9.00
1 Locksmith Helper.....per day	6.50	6.50	6.50	6.50	6.50
1 Machinist .....per day	8.00	8.00	8.00	8.00	8.00
1 Machinist Assistant .....per day	7.50	7.50	7.50	7.50	7.50
1 Typewriter Repairman.....	180	190	200		
1 Asst. Typewriter Repairman (Shop) .....	175	175	175		
3 Asst. Typewriter Repairmen.....	150	155	160		
1 Moon-Hopkins and General Cal- culating Machine Repairman.....	175	175	175		
1 Rem-Wahl and General Calculat- ing Machine Repairman.....	175	175	175		
1 Moon-Hopkins and General Cal- culating Machine Repairman, as needed .....per day	6.00	6.00	6.00	6.00	6.00
1 Rem-Wahl and General Calculat- ing Machine Repairman, as needed .....per day	6.00	6.00	6.00	6.00	6.00

**LOS ANGELES COUNTY BUDGET—1934-35**

**MECHANICAL DEPARTMENT—Continued**

Classification	EXPENDITURES				
	Actual Prior Year 1932-33	Actual Current Year To 3-1-1934	Estimated Current Year 1933-34	Requested Fiscal Year 1934-35	Allowed Fiscal Year 1934-35
<b>SALARIES AND WAGES—Continued</b>					
<b>Title of Position</b>			<b>Rate of Pay</b>		
			<b>A</b>	<b>B</b>	<b>C</b>
<b>Maintenance and Repair Division—Continued</b>					
1 Master Mechanic, Fire Districts..			\$ 200	\$ 210	\$ 225
2 Mechanics, Fire Districts.....			165	170	175
1 Fire Protection Dist. Shop					
Helper .....per day			4.50	4.50	4.50
2 Skilled Laborers.....per day			5.00	5.00	5.00
20 Laborers .....per day			4.50	4.50	4.50
71 Laborers .....per day			4.00	4.00	4.00

(a) Group D—\$145-150-155, as case may be.  
 (b) Group D—\$130-135-140, as case may be.

**Note:** No appropriation is made for total amount of Mechanical Department salary budget.  
 This is a service department and salaries and wages are paid through a Revolving Fund.

**MAINTENANCE AND OPERATION**

<b>Mechanical Department</b>					
Salaries and Wages.....	\$ 324,498.54	\$ 215,065.15	\$ 325,000.00	\$ 175,000.00	\$ 175,000.00*
Maintenance .....	Cr. 292,218.59	Cr. 101,024.75	Cr. 292,000.00	10,000.00	10,000.00*
<b>Shops and Garages</b>					
Salaries and Wages.....	62,637.62	43,112.00	62,000.00	40,000.00	40,000.00*
Maintenance .....	Cr. 48,954.80	Cr. 22,507.01	Cr. 48,000.00		
<b>Alterations Extraordinary</b>					
Steam Traps and Heating System..				600.00	600.00
<b>Repairs and Alterations—County</b>					
Garage and Yard.....		9,514.41	9,600.00	600.00	600.00
<b>TOTAL MAINTENANCE AND OPERATION</b> .....	<b>\$ 45,962.77</b>	<b>\$ 144,159.80</b>	<b>\$ 56,600.00</b>	<b>\$ 226,200.00</b>	<b>\$ 226,200.00</b>
Less Interdepartmental Service Charges .....	<del>225,000.00</del>	<del>225,000.00</del>	<del>225,000.00</del>	225,000.00	225,000.00
<b>TOTAL MAINTENANCE AND OPERATION (NET)</b> .....	<del>Cr. \$179,037.23</del>	<del>Cr. \$80,840.20</del>	<del>Cr. \$168,400.00</del>	<b>\$ 1,200.00</b>	<b>\$ 1,200.00</b>

\* Revolving Fund.

**CAPITAL OUTLAY**

<b>Equipment—Shops and Garage</b>					
Auto Accessories.....	\$ 135.28	\$ 78.45	\$ 200.00	\$ 500.00	\$ 500.00
<b>Equipment—Mechanical Dept.</b>					
Cleaning and Caretaking.....				50.00	50.00
Lead Lined Cleaning Tank .....	\$ 50.00				
Fire Fighting and Tools and Equip.—Repair Shop.....	17.50				
Furniture and Furnishings.....		23.80	100.00	400.00	400.00
Files and Cabinets.....	\$ 400.00				

MISCELLANEOUS UNCLASSIFIED

MECHANICAL DEPARTMENT—Continued

Classification	EXPENDITURES				
	Actual Prior Year 1932-33	Actual Current Year To 3-1-1934	Estimated Current Year 1933-34	Requested Fiscal Year 1934-35	Allowed Fiscal Year 1934-35
<b>CAPITAL OUTLAY—Continued</b>					
<b>Equipment—Mechanical Department—Continued</b>					
Garage Equipment.....	\$	\$ 400.31	\$ 500.00	\$ 585.00	\$ 585.00
High Pressure Lubricating System—Co. Shops.....	\$ 375.00				
Valve Seat Grinder.....	125.00				
Universal Brake Centering and Adjusting Mach. ....	55.00				
1 Hydraulic Wheel Jack	30.00				
Measuring and Observing Equip.....	13.50		200.00	345.00	345.00
Elec. Testing Meters.....	\$ 45.00				
Port. Watt-Hour Meters	200.00				
Port. D. C. Amp. Meters	100.00				
Metal Working Equipment.....	2,859.45		500.00	4,168.00	4,168.00
Stocks and Dies.....	\$ 190.00				
Large Pipe Cutters.....	20.00				
Large Vises.....	60.00				
Elec. Welding Outfit.....	650.00				
Portable Vise.....	25.00				
Key Cutting Machine.....	125.00				
Motor Driven Lathe.....	700.00				
400 Amp. Elec. Welding	1,700.00				
52-in. Hercules Sheet Metal Shears .....	325.00				
Ratex Punch.....	300.00				
Sm. Elec. Syntron Hammer .....	73.00				
Motor Vehicles.....			600.00	1,350.00	700.00
Chevrolet Coupe.....	\$ 700.00				
Ford Truck.....	650.00				
Non-Metallic Mineral Working Equipment .....				65.00	65.00
Glass Edge Polisher.....	\$ 65.00				
Office Equipment Other Than Furniture .....	127.23		85.00	90.00	90.00
Typewriter .....	\$ 90.00				
Timber Working Machinery.....				75.00	75.00
Electric Sander.....	\$ 75.00				
<b>TOTAL CAPITAL OUTLAY.....</b>	<b>\$ 3,152.96</b>	<b>\$ 502.56</b>	<b>\$ 2,185.00</b>	<b>\$ 7,628.00</b>	<b>\$ 6,978.00</b>
<b>TOTAL MECHANICAL DEPARTMENT .....</b>	<b># 49,115.73</b>	<b># 144,662.36</b>	<b># 58,785.00</b>	<b>\$ 8,828.00</b>	<b>\$ 8,178.00</b>
	<b>Cr. \$175,884.27</b>	<b>Cr. \$80,837.64</b>	<b>Cr. \$166,215.00</b>		

LOS ANGELES COUNTY BUDGET—1934-35

Assessments and Special District Taxes

ASSESSMENTS FOR IMPROVEMENTS AND SPECIAL DISTRICT TAXES ON COUNTY PROPERTY  
 APPROPRIATION \$7,000.00 ✓

Classification	EXPENDITURES				
	Actual Prior Year 1932-33	Actual Current Year To 3-1-1934	Estimated Current Year 1933-34	Requested Fiscal Year 1934-35	Allowed Fiscal Year 1934-35
<b>MAINTENANCE AND OPERATION</b>					
Assessments for Improvements.....\$	2,269.20	\$ 291.34	\$ 500.00	\$ 500.00	\$ 500.00
Special District Taxes.....	4,066.67	5,141.65	6,500.00	6,500.00	6,500.00
<b>TOTAL ASSESSMENTS AND SPECIAL DISTRICT TAXES.....\$</b>	<b>6,335.87</b>	<b>\$ 5,432.99</b>	<b>\$ 7,000.00</b>	<b>\$ 7,000.00</b>	<b>\$ 7,000.00</b>

Aid to Acquisition and Improvement Districts

APPROPRIATION \$80,000.00 ✓

Classification	EXPENDITURES				
	Actual Prior Year 1932-33	Actual Current Year To 3-1-1934	Estimated Current Year 1933-34	Requested Fiscal Year 1934-35	Allowed Fiscal Year 1934-35
<b>MAINTENANCE AND OPERATION</b>					
A & I No. 28—Alondra Park.....\$	108,000.00	\$	\$ 72,000.00	\$ 72,000.00	\$ 72,000.00
A & I No. 113—Morgan Park.....	3,600.00		2,400.00	2,400.00	2,400.00
A & I No. 250—Morgan Park.....	8,400.00		5,600.00	5,600.00	5,600.00
<b>TOTAL AID TO ACQUISITION AND IMPROVEMENT DISTRICTS.....\$</b>	<b>120,000.00</b>	<b>\$</b>	<b>\$ 80,000.00</b>	<b>\$ 80,000.00</b>	<b>\$ 80,000.00</b>

Special Assessment Districts - - 1915 Act

IMPROVEMENT BOND ACT 1915—SECTIONS 10-12-13-16

APPROPRIATION \$107,299.91 ✓

Classification	EXPENDITURES				
	Actual Prior Year 1932-33	Actual Current Year To 3-1-1934	Estimated Current Year 1933-34	Requested Fiscal Year 1934-35	Allowed Fiscal Year 1934-35
<b>MAINTENANCE AND OPERATION</b>					
<b>Contributions, Awards and Fixed Obligations</b>					
No. 795—Manchester Avenue.....\$		\$		\$ 71,924.23	\$ 71,924.23
No. 872—Olive Street.....				9,580.48	9,580.48
No. 929—New Avenue.....				3,010.62	3,010.62
No. 950—Banning Boulevard.....				12,311.06	12,311.06
No. 962—Adams Street.....				10,473.52	10,473.52
<b>TOTAL 1915 ACT SPECIAL ASSESSMENT DISTRICTS.....\$</b>	<b>\$</b>	<b>\$</b>	<b>\$</b>	<b>\$ 107,299.91</b>	<b>\$ 107,299.91</b>

MISCELLANEOUS UNCLASSIFIED

Lancaster Cemetery

APPROPRIATION \$950.00 ✓

Classification	EXPENDITURES				
	Actual Prior Year 1932-33	Actual Current Year To 3-1-1934	Estimated Current Year 1933-34	Requested Fiscal Year 1934-35	Allowed Fiscal Year 1934-35
<b>MAINTENANCE AND OPERATION</b>					
Personal Services Other Than Employees					
Services of Caretakers.....	\$	\$	\$ 150.00	\$ 600.00	\$ 600.00
Services Other Than Personal					
Maintenance of Grounds.....			200.00	250.00	250.00
Water .....			25.00	50.00	50.00
Supplies					
Operating Supplies and Tools.....			25.00	50.00	50.00
<b>TOTAL LANCASTER CEMETERY</b> ..	<b>\$</b>	<b>\$</b>	<b>\$ 400.00</b>	<b>\$ 950.00</b>	<b>\$ 950.00</b>

County Improvements

RIGHT OF WAY AND EASEMENTS

APPROPRIATION \$100.00 ✓

Classification	EXPENDITURES				
	Actual Prior Year 1932-33	Actual Current Year To 3-1-1934	Estimated Current Year 1933-34	Requested Fiscal Year 1934-35	Allowed Fiscal Year 1934-35
<b>CAPITAL OUTLAY</b>					
Right of Way Easements.....	\$	\$ 12.00	\$ 100.00	\$ 100.00	\$ 100.00

Hospital Site Buildings

APPROPRIATION \$1,500.00 ✓

Classification	EXPENDITURES				
	Actual Prior Year 1932-33	Actual Current Year To 3-1-1934	Estimated Current Year 1933-34	Requested Fiscal Year 1934-35	Allowed Fiscal Year 1934-35
<b>MAINTENANCE AND OPERATION</b>					
Maintenance of Buildings					
Maintenance .....	\$ 2,153.80	\$ 414.23	\$ 1,500.00	\$ 1,500.00	\$ 1,500.00

## Insurance

### PROPERTY AND FIDELITY INSURANCE

APPROPRIATION \$67,600.00 ✓

Classification	EXPENDITURES				
	Actual Prior Year 1932-33	Actual Current Year To 3-1-1934	Estimated Current Year 1933-34	Requested Fiscal Year 1934-35	Allowed Fiscal Year 1934-35
<b>MAINTENANCE AND OPERATION</b>					
<b>Contributions, Awards and Fixed Obligations</b>					
Auto Liability Insurance.....	\$ 30,417.86	\$ 21,649.15	\$ 39,000.00	\$ 40,000.00	\$ 40,000.00
Insurance—County Property, including Fire, Burglary and Hold-Up .....	7,781.70	27.95	1,000.00	2,600.00	2,600.00
Premium on Fidelity Bonds.....	16,317.43	16,529.10	25,000.00	25,000.00	25,000.00
<b>TOTAL INSURANCE .....</b>	<b>\$ 54,516.99</b>	<b>\$ 38,206.20</b>	<b>\$ 65,000.00</b>	<b>\$ 67,600.00</b>	<b>\$ 67,600.00</b>

## Judgments and Damages

### LIQUIDATION OF JUDGMENTS AND DAMAGES

APPROPRIATION \$100,000.00 ✓

Classification	EXPENDITURES				
	Actual Prior Year 1932-33	Actual Current Year To 3-1-1934	Estimated Current Year 1933-34	Requested Fiscal Year 1934-35	Allowed Fiscal Year 1934-35
<b>MAINTENANCE AND OPERATION</b>					
<b>Contributions, Awards and Fixed Obligations</b>					
Liquidation of Judgments and Damages .....	\$ 164,872.07	\$ 16,413.51	\$ 25,000.00	\$ 100,000.00	\$ 100,000.00

## Maintenance of Unassigned County Equipment

### MAINTENANCE OF UNASSIGNED COUNTY EQUIPMENT

APPROPRIATION \$3,000.00 ✓

Classification	EXPENDITURES				
	Actual Prior Year 1932-33	Actual Current Year To 3-1-1934	Estimated Current Year 1933-34	Requested Fiscal Year 1934-35	Allowed Fiscal Year 1934-35
<b>MAINTENANCE AND OPERATION</b>					
<b>Services Other Than Personal</b>					
Maintenance and Repairs of Unassigned County Equipment.....	\$ 2,975.81	\$ 1,352.24	\$ 3,000.00	\$ 3,000.00	\$ 3,000.00

MISCELLANEOUS UNCLASSIFIED

**Patriotic Hall**  
**WAR MEMORIAL BUILDING**  
**APPROPRIATIONS \$28,627.72**

Classification	EXPENDITURES				
	Actual Prior Year 1932-33	Actual Current Year To 3-1-1934	Estimated Current Year 1933-34	Requested Fiscal Year 1934-35	Allowed Fiscal Year 1934-35
<b>SALARIES AND WAGES</b>					
<b>Title of Position</b>	<b>Rate of Pay</b>				
	<b>A</b>	<b>B</b>	<b>C</b>		
1 Building Superintendent (7 hours per day).....	\$ 250	\$ 250	\$ 250	\$	2,727.00
1 Night Assistant.....	150	155	160		1,636.20
1 Stenographer, Grade I.....	115	120	125		1,363.56
1 Operating Engineer.....	180	190	200		1,963.44
1 Operating Engineer, as needed....	160	160	160		581.76
3 Elevator Operators.....	110	115	120		3,872.40
1 Elevator Operator, Relief..... .....per day	4.50	4.50	4.50		250.00
5 Janitors.....	120	125	130		6,762.96
1 Janitor, Relief.....per day	4.50	4.50	4.50		250.00
1 Janitress.....	100	105	110		1,145.40
<b>TOTAL SALARIES AND WAGES.....</b>	<b>\$ 20,682.89</b>	<b>\$ 13,732.45</b>	<b>\$ 20,552.72</b>	<b>\$ 20,552.72</b>	<b>\$ 20,552.72</b>
<b>MAINTENANCE AND OPERATION</b>					
<b>Services Other Than Personal</b>					
Automobile Service.....	\$ 24.10	\$ 6.40	\$ 15.00	\$ 15.00	\$ 15.00
Cartage.....	66.00	36.00	61.00	75.00	75.00
Electricity.....	3,695.03	2,342.00	3,750.00	3,750.00	3,750.00
Gas.....	668.59	268.25	470.00	500.00	500.00
Miscellaneous Services, N.O.C.....	140.90	65.67	150.00	200.00	200.00
Postage.....	26.00	1.50	21.00	25.00	25.00
Repairs and Maintenance, Land Structural and Non-Structural Improvements.....	928.52	958.19	1,700.00	700.00	700.00
Repairs and Maintenance, Tools, Devices and Equipment.....	263.88	144.06	275.00	300.00	300.00
Telegraph..... Cr.	.35		25.00	25.00	25.00
Telephone.....	251.65	142.21	200.00	200.00	200.00
Transportation Service, N.O.C.....	16.75	10.00	20.00	20.00	20.00
Water.....	234.62	157.64	250.00	250.00	250.00
<b>Supplies</b>					
Cleaning and Caretaking.....	371.94	191.48	450.00	450.00	450.00
Electrical.....	240.63	28.51	200.00	200.00	200.00
Fuel.....	427.50	183.12	250.00	450.00	450.00
Household Furniture.....	208.47	75.41	200.00	200.00	200.00
Mechanical and Plant.....	228.19	20.70	150.00	250.00	250.00
Miscellaneous, N.O.C.....	234.27	185.05	250.00	250.00	250.00
Office Supplies, N.O.C.....	87.68	14.18	75.00	75.00	75.00
<b>TOTAL MAINTENANCE AND OPERATION.....</b>	<b>\$ 8,114.37</b>	<b>\$ 4,830.37</b>	<b>\$ 8,512.00</b>	<b>\$ 7,935.00</b>	<b>\$ 7,935.00</b>

**LOS ANGELES COUNTY BUDGET—1934-35**

**PATRIOTIC HALL—Continued**

Classification	EXPENDITURES				
	Actual Prior Year 1932-33	Actual Current Year To 3-1-1934	Estimated Current Year 1933-34	Requested Fiscal Year 1934-35	Allowed Fiscal Year 1934-35
<b>CAPITAL OUTLAY</b>					
<b>Equipment</b>					
Furniture and Furnishings.....\$		\$ 540.43	\$ 541.00	\$ 102.00	\$ 102.00
5 Doz. Folding Steel					
Chairs .....	\$102.00				
Office Equipment Other Than Fur- niture .....		108.76	109.00	38.00	38.00
1 Hand Truck .....	\$ 38.00				
Musical Instruments.....	75.00				
<b>TOTAL CAPITAL OUTLAY.....</b>	<b>\$ 75.00</b>	<b>\$ 649.19</b>	<b>\$ 650.00</b>	<b>\$ 140.00</b>	<b>\$ 140.00</b>
<b>TOTAL PATRIOTIC HALL.....</b>	<b>\$ 28,872.26</b>	<b>\$ 19,212.01</b>	<b>\$ 29,714.72</b>	<b>\$ 28,627.72</b>	<b>\$ 28,627.72</b>

**Workmen's Compensation**

**COMPENSATION TO INJURED WORKMEN**

**APPROPRIATION \$90,000.00** ✓

Classification	EXPENDITURES				
	Actual Prior Year 1932-33	Actual Current Year To 3-1-1934	Estimated Current Year 1933-34	Requested Fiscal Year 1934-35	Allowed Fiscal Year 1934-35
<b>MAINTENANCE AND OPERATION</b>					
<b>Contributions, Awards and Fixed Obligations</b>					
Accident Awards to County Em- ployees .....	\$ 76,831.58	\$ 33,663.01	\$ 60,000.00	\$ 90,000.00	\$ 90,000.00

MISCELLANEOUS UNCLASSIFIED

County Employees' Retirement Association

RETIREMENT OF COUNTY EMPLOYEES

APPROPRIATION \$80,000.00

Classification	EXPENDITURES				
	Actual Prior Year 1932-33	Actual Current Year To 3-1-1934	Estimated Current Year 1933-34	Requested Fiscal Year 1934-35	Allowed Fiscal Year 1934-35
<b>MAINTENANCE AND OPERATION</b>					
Contributions, Awards and Fixed Obligations					
County Employees Retirement.....	\$ 76,324.00	\$ 52,364.00	\$ 75,000.00	\$ 80,000.00	\$ 80,000.00

Peace Officers' Pension Fund

RETIREMENT OF PEACE OFFICERS

APPROPRIATION \$30,000.00

Classification	EXPENDITURES				
	Actual Prior Year 1932-33	Actual Current Year To 3-1-1934	Estimated Current Year 1933-34	Requested Fiscal Year 1934-35	Allowed Fiscal Year 1934-35
<b>MAINTENANCE AND OPERATION</b>					
Contributions, Awards and Fixed Obligations					
Peace Officers Pension.....	\$	\$	\$	\$ 30,000.00	\$ 30,000.00

Exploitation

ADVERTISING THE COUNTY

APPROPRIATION \$402,917.00

Classification	EXPENDITURES				
	Actual Prior Year 1932-33	Actual Current Year To 3-1-1934	Estimated Current Year 1933-34	Requested Fiscal Year 1934-35	Allowed Fiscal Year 1934-35
<b>MAINTENANCE AND OPERATION</b>					
Contributions, Awards and Fixed Obligations					
All-Year Club of Southern					
California .....	\$ 248,008.85	\$ 71,830.50	\$ 187,500.00	\$ 187,500.00	\$ 166,667.00
<small>For National Advertising to develop wealthy tourist travel and to warn unemployed against coming here.</small>					
Armistice Day Program.....	500.00				
Chamber of Commerce.....	255,550.00	139,050.00	225,000.00	225,000.00	200,000.00
Decorating Supervisors' Car—					
Tournament of Roses.....	736.22	700.00	715.00	715.00	
Exhibits, County Farm at County					
Fairs .....	1,000.00	1,724.20	1,725.00	1,725.00	
Hollywood Bowl.....	7,500.00	7,500.00	7,500.00	7,500.00	7,500.00

**LOS ANGELES COUNTY BUDGET—1934-35**

**EXPLOITATION—Continued**

Classification	EXPENDITURES				
	Actual Prior Year 1932-33	Actual Current Year To 3-1-1934	Estimated Current Year 1933-34	Requested Fiscal Year 1934-35	Allowed Fiscal Year 1934-35
<b>MAINTENANCE AND OPERATION—Continued</b>					
<b>Contributions, Awards and Fixed Obligations—Continued</b>					
Jr. Chamber of Commerce, Winter Sports Program.....	\$ 1,500.00	\$ 1,000.00	\$ 1,500.00	\$ 1,500.00	\$
Live Stock Exhibition—Great Western .....	12,500.00	9,375.00	9,375.00	9,375.00	9,375.00
Poultry Show.....	2,000.00	1,500.00	1,500.00	1,500.00	1,500.00
Rose Garden Maintenance—Exposition Park .....	7,500.00				
State Chamber of Commerce .....	30,000.00	22,500.00	22,500.00	22,500.00	16,875.00
Pomona Co. Fair Miscel. Exhibits....		226.12	250.00	1,000.00	1,000.00
<b>TOTAL EXPLOITATION.....</b>	<b>\$ 566,795.07</b>	<b>\$ 255,405.82</b>	<b>\$ 457,565.00</b>	<b>\$ 458,315.00</b>	<b>\$ 402,917.00</b>

**Exposition**

**ADVERTISING THE COUNTY  
APPROPRIATIONS \$35,000.00**

Classification	EXPENDITURES				
	Actual Prior Year 1932-33	Actual Current Year To 3-1-1934	Estimated Current Year 1933-34	Requested Fiscal Year 1934-35	Allowed Fiscal Year 1934-35
<b>MAINTENANCE AND OPERATION</b>					
<b>Contributions, Awards and Fixed Obligations</b>					
Chamber of Commerce.....	\$ 38,965.47	\$ 8,000.00	\$ 12,000.00	\$ 12,000.00	\$ 9,000.00
L. A. County Fair, Pomona.....	40,000.00	30,000.00	30,000.00	30,000.00	25,000.00
L. A. County Fair, Pomona—Miscellaneous Exhibits .....	961.60	757.31	800.00	1,000.00	1,000.00
<b>TOTAL EXPOSITION.....</b>	<b>\$ 79,927.07</b>	<b>\$ 38,757.31</b>	<b>\$ 42,800.00</b>	<b>\$ 43,000.00</b>	<b>\$ 35,000.00</b>

**Land Purchase**

**PURCHASE OF REAL ESTATE**

Classification	EXPENDITURES				
	Actual Prior Year 1932-33	Actual Current Year To 3-1-1934	Estimated Current Year 1933-34	Requested Fiscal Year 1934-35	Allowed Fiscal Year 1934-35
<b>CAPITAL OUTLAY</b>					
<b>Land</b>					
Beach Frontage.....			\$ 20,000.00	\$ 100,000.00	\$
Civic Center.....	36,358.31				
Katz Building .....	112,684.77				
<b>TOTAL LAND PURCHASES.....</b>	<b>\$ 149,043.08</b>	<b>\$</b>	<b>\$ 20,000.00</b>	<b>\$ 100,000.00</b>	<b>\$</b>

MISCELLANEOUS UNCLASSIFIED

## Dredging Alamitos Bay

APPROPRIATIONS \$50,000.00 ✓

Classification	EXPENDITURES				
	Actual Prior Year 1932-33	Actual Current Year To 3-1-1934	Estimated Current Year 1933-34	Requested Fiscal Year 1934-35	Allowed Fiscal Year 1934-35
<b>MAINTENANCE AND OPERATION</b>					
<b>Services Other Than Personal</b>					
Dredging Alamitos Bay.....	\$	\$	\$	\$ 50,000.00	\$ 50,000.00

## County Fair Grounds

APPROPRIATIONS \$29,020.69 ✓

Classification	EXPENDITURES				
	Actual Prior Year 1932-33	Actual Current Year To 3-1-1934	Estimated Current Year 1933-34	Requested Fiscal Year 1934-35	Allowed Fiscal Year 1934-35
<b>SALARIES AND WAGES</b>					
<b>Title of Position</b>			<b>Rate of Pay</b>		
			<b>A</b>	<b>B</b>	<b>C</b>
1 Captain .....(20 days)		\$ 200	\$ 200	\$ 200	\$ 121.81
1 Engineer .....(20 days)		175	175	175	106.35
2 Firemen .....(20 days)		160	160	160	194.53
1 Foreman .....per day		5.00	5.00	5.00	1,300.00
1 Laborer .....per day		4.50	4.50	4.50	1,170.00
4 Laborers .....per day		4.00	4.00	4.00	4,160.00
<b>TOTAL SALARIES AND WAGES</b> ...	\$	4,687.75	\$ 3,994.00	\$ 6,120.14	\$ 7,052.69

**MAINTENANCE AND OPERATION**

**Forester Division**

**Services Other Than Personal**

Auto Mileage Allowance.....	\$	\$ 100.00	\$ 100.00	\$ 200.00	\$ 200.00
Auto Service .....	3.87	17.70	200.00	200.00	200.00
Electricity .....		26.40	100.00	100.00	100.00
Food and Lodging.....			25.00	25.00	25.00
Gas .....			100.00	25.00	25.00
Miscellaneous Services, N.O.C.....	3,399.64		250.00	25.00	25.00
Telephone .....		43.75	75.00	75.00	75.00
Water .....		32.47	400.00	600.00	600.00
<b>Supplies</b>					
Fertilizer, Plants, etc.....		81.49	100.00	75.00	75.00
Miscellaneous, N.O.C.....	442.41	16.56	180.00	200.00	200.00
<b>Contributions, Awards and Fixed Obligations</b>					
Rent of Equipment.....			500.00	50.00	50.00
<b>Total Forestry Division</b> .....	\$	3,845.92	\$ 318.37	\$ 2,030.00	\$ 1,575.00


**LOS ANGELES COUNTY BUDGET—1934-35**

**COUNTY FAIR GROUNDS—Continued**

Classification	EXPENDITURES				
	Actual Prior Year 1932-33	Actual Current Year To 3-1-1934	Estimated Current Year 1933-34	Requested Fiscal Year 1934-35	Allowed Fiscal Year 1934-35
<b>MAINTENANCE AND OPERATION—Continued</b>					
<b>Mechanical Division</b>					
Repairs and Maintenance, Land Structures and Non-Structural Improvements .....		\$ 58.67	\$ 4,400.00	\$ 6,005.00	\$ 6,005.00
Kitchens and Stables.....	\$1,901.00				
Paddock Bldgs. & Sheds..	1,599.00				
Water Proofing .....	867.00				
Metal Flashing.....	638.00				
Maint. of Bldgs.....	1,000.00				
<b>Total Mechanical Division.....</b>	<b>\$</b>	<b>\$ 58.67</b>	<b>\$ 4,400.00</b>	<b>\$ 6,005.00</b>	<b>\$ 6,005.00</b>
<b>TOTAL MAINTENANCE AND OPERATION .....</b>	<b>\$ 3,845.92</b>	<b>\$ 377.04</b>	<b>\$ 6,430.00</b>	<b>\$ 7,580.00</b>	<b>\$ 7,580.00</b>
<b>CAPITAL OUTLAY</b>					
<b>Equipment</b>					
Furniture and Furnishings.....	\$ 153.30	\$	\$	\$	\$
Lawn and Garden.....	13.72			400.00	400.00
Power Mower.....	\$ 400.00				
<b>Total Equipment.....</b>	<b>\$ 167.02</b>	<b>\$</b>	<b>\$</b>	<b>\$ 400.00</b>	<b>\$ 400.00</b>
<b>Structural and Non-structural Improvements</b>					
Electric Wiring—Barns.....	\$	\$ 1,587.16	\$ 1,590.00	\$	\$
Grand Stand .....	156,669.20				
Landscaping, Trees, etc. ....	245.13				
Water System, Pump, Tank, Tower, etc. ....	112.87	17,182.70	17,183.00	28,643.00	13,988.00
<b>Total Structural and Non-Structural Improvements .....</b>	<b>\$ 157,027.20</b>	<b>\$ 18,769.86</b>	<b>\$ 18,773.00</b>	<b>\$ 28,643.00</b>	<b>\$ 13,988.00</b>
<b>TOTAL CAPITAL OUTLAY .....</b>	<b>\$ 157,194.22</b>	<b>\$ 18,769.86</b>	<b>\$ 18,773.00</b>	<b>\$ 29,043.00</b>	<b>\$ 14,388.00</b>
<b>TOTAL COUNTY FAIR GROUNDS..</b>	<b>\$ 165,727.89</b>	<b>\$ 23,140.90</b>	<b>\$ 31,323.14</b>	<b>\$ 43,675.69</b>	<b>\$ 29,020.69</b>

# Special District Funds

UNDER THE CONTROL AND SUPERVISION OF THE  
BOARD OF SUPERVISORS




INTEREST AND DEBT REDEMPTION

## Interest and Debt Redemption

**INTEREST ON OUTSTANDING BONDS AND BOND REDEMPTION**

APPROPRIATIONS \$743,125.00

Classification	EXPENDITURES				
	Actual Prior Year 1932-33	Actual Current Year To 3-1-1934	Estimated Current Year 1933-34	Requested Fiscal Year 1934-35	Allowed Fiscal Year 1934-35
<b>INTEREST AND DEBT REDEMPTION</b>					
<b>L. A. County Highway Bonds</b>					
Bonds due February.....	\$ 100,000.00	\$ 100,000.00	\$ 100,000.00	\$ 100,000.00	\$ 100,000.00
Interest on Outstanding Bonds.....	74,625.00	42,000.00	73,500.00	65,625.00	65,625.00
<b>New Hall of Justice Bonds</b>					
Bonds due July.....	100,000.00	100,000.00	100,000.00	100,000.00	100,000.00
Interest on Outstanding Bonds.....	75,000.00	35,000.00	70,000.00	65,000.00	65,000.00
<b>Farm and Hospital Bonds</b>					
Bonds due July.....	250,000.00	250,000.00	250,000.00	250,000.00	250,000.00
Interest on Outstanding Bonds.....	183,075.30	87,500.00	175,000.00	162,500.00	162,500.00
<b>TOTAL INTEREST AND DEBT REDEMPTION .....</b>	<b>\$ 782,700.30</b>	<b>\$ 614,500.00</b>	<b>\$ 768,500.00</b>	<b>\$ 743,125.00</b>	<b>\$ 743,125.00</b>



# Reserves for General and Special County Purposes

Total Reserves.....~~\$11,707,275.00~~ <sup># 24,709,137.54</sup>



**RESERVES FOR GENERAL AND SPECIAL COUNTY PURPOSES**

# Reserves

**FOR GENERAL AND SPECIAL COUNTY PURPOSES**

**GENERAL COUNTY**

General Fund:

General Purposes.....

Highway Maintenance.....

Blind Aid.....

Public Comfort Stations.....

Salary Fund.....

Macadam I & S Fund.....

Farm and Hospital I & S Fund.....

New Hall of Justice I & S Fund.....

**TOTAL GENERAL COUNTY**.....

**SPECIAL COUNTY**

Law Library Fund.....

Public Library Fund.....

Good Roads Fund.....

Supervisorial Road Funds:

District No. 1.....

District No. 3.....

District No. 4.....

District No. 5.....

**TOTAL SPECIAL COUNTY**.....

**TOTAL RESERVES**.....

Unappropriated  
Reserve

General  
Reserve

Total

	Unappropriated Reserve	General Reserve	Total
General Purposes.....	\$ 446,700.00	\$ 1,034,500.00	\$ 1,481,200.00
Highway Maintenance.....	300.00	-	800.00
Blind Aid.....	-	17,500.00	17,500.00
Public Comfort Stations.....	-	400.00	400.00
Salary Fund.....	200,000.00	1,299,000.00	1,499,000.00
Macadam I & S Fund.....	-	110,895.02	110,895.02
Farm and Hospital I & S Fund.....	-	376,639.89	376,639.89
New Hall of Justice I & S Fund.....	-	150,215.91	150,215.91
<b>TOTAL GENERAL COUNTY</b> .....	<b>\$ 647,500.00</b>	<b>\$ 3,034,050.82</b>	<b>\$ 3,681,550.82</b>
<b>SPECIAL COUNTY</b>	<b>\$ 708.00</b>	<b>\$ 545,420.00</b>	<b>\$ 546,128.00</b>
Law Library Fund.....	-	97,114.92	97,114.92
Public Library Fund.....	-	221,375.00	221,375.00
Good Roads Fund.....	-	-	-
Supervisorial Road Funds:	-	-	-
District No. 1.....	-	8,001.00	8,001.00
District No. 3.....	-	41,420.00	41,420.00
District No. 4.....	-	2,781.00	2,781.00
District No. 5.....	-	-	-
<b>TOTAL SPECIAL COUNTY</b> .....	<b>\$ 708.00</b>	<b>\$ 1,060,506.72</b>	<b>\$ 1,067,586.72</b>
<b>TOTAL RESERVES</b> .....	<b>\$ 654,580.00</b>	<b>\$ 4,094,557.54</b>	<b>\$ 4,749,137.54</b>


For Exploitation

For Exposition

Special Road Improvement Fund

General Road Fund

41,500.00	41,500.00
3,400.00	3,400.00
139,895.00	139,895.00
4,500.00	4,500.00



# Interest and Debt Redemption

Total Appropriations .....\$743,125.00



**SPECIAL DISTRICT FUNDS**

## Recapitulation of Actual, Estimated and Proposed Expenditures

District	Actual Prior Year <i>1931-1932</i> <i>1932-33</i>	Estimated Current Year <i>1932-1933</i> <i>1933-34</i>	Requested Fiscal Year <i>1933-1934</i> <i>1934-35</i>	Allowed Fiscal Year <i>1933-1934</i> <i>1934-35</i>	Name of Fund
<b>Acquisition and Improvement Districts</b>					
Interest and Debt Redemption .....	\$ 666,706.35	\$ 717,921.08	\$ 795,727.55	\$ 795,727.55	A. & I. Districts
<b>Drainage Improvement Districts</b>					
Salaries and Wages.....	\$ 245.07	\$ 1,775.00	\$ 15,050.00	\$ 15,050.00	D. I. Dist. Maint.
Maintenance and Operation .....	3,254.90	1,975.00	14,000.00	14,000.00	D. I. Dist. Maint.
Interest and Debt Redemption .....	750,464.01	727,234.44	686,198.88	686,198.88	D. I. Dist. I. & S.
<b>Total Drainage Improvement Districts .....</b>	<b>\$ 753,963.98</b>	<b>\$ 730,984.44</b>	<b>\$ 715,248.88</b>	<b>\$ 715,248.88</b>	
<b>Fire Protection Districts</b>					
Salaries and Wages.....	\$ 315,459.26	\$ <i>137,131.00</i> 325,491.00	\$ <i>336,675.00</i> <del>329,885.00</del>	\$ <i>335,881.00</i> 329,885.00	F. P. Districts
Maintenance and Operation .....	102,266.21	110,854.00	<i>129,219.00</i> <del>129,219.00</del>	<i>129,219.00</i> <del>129,219.00</del>	F. P. Districts
Capital Outlay.....	42,872.50	12,407.00	<i>19541.60</i> 7,470.00	<i>7,470.00</i> 7,470.00	F. P. Districts
<b>Total Fire Protection Districts .....</b>	<b>\$ 460,597.97</b>	<b>\$ 448,752.00</b>	<b>\$ <i>493,347.60</i> 466,574.00</b>	<b>\$ <i>488,920.60</i> 466,574.00</b>	
<b>Flood Control District</b>					
Maintenance and Operation .....	\$ 178,472.66	\$ 400,492.00	\$ <i>977,800.00</i> <del>963,700.00</del>	\$ <i>972,800.00</i> 963,700.00	F. C. Dist. Maint.
Capital Outlay.....	744,996.43	664,936.00	<i>1,504,700.00</i> <del>1,158,200.00</del>	<i>1,158,200.00</i> <del>1,158,200.00</del>	F. C. Dist. Maint.
Interest and Debt Redemption .....	1,832,597.51	1,975,831.26	<i>2,124,341.67</i> <del>1,901,300.00</del>	<i>1,976,200.00</i> <del>1,901,300.00</del>	F. C. Dist. I. & S.
<b>Total Flood Control District.....</b>	<b>\$ 2,756,066.60</b>	<b>\$ 3,041,259.26</b>	<b>\$ <i>4,672,341.67</i> 4,023,200.00</b>	<b>\$ <i>4,033,841.67</i> 4,023,200.00</b>	
<b>Garbage Disposal Districts</b>					
Maintenance and Operation .....	\$ 88,123.40	\$ 72,765.00	\$ 84,774.27	\$ 84,774.27	Garbage Disp. Dists.
<b>Lighting Districts</b>					
Maintenance and Operation .....	\$ 312,556.14	\$ 315,945.00	\$ <i>336,685.00</i> <del>336,360.00</del>	\$ <i>336,685.00</i> <del>336,360.00</del>	Lighting Districts
<b>Lighting Maintenance Districts</b>					
Maintenance and Operation .....	\$ 43,657.50	\$ 50,090.00	\$ <i>60,670.00</i> <del>58,350.00</del>	\$ <i>54,895.00</i> <del>58,350.00</del>	L. M. Districts
<b>Park, Recreation and Parkway Districts</b>					
Salaries and Wages.....	\$ 4,648.66	\$ 5,910.00	\$ 5,910.00	\$ 5,910.00	P. R. & P. Districts
Maintenance and Operation .....	2,238.80	2,725.00	2,365.00	2,365.00	P. R. & P. Districts
Capital Outlay.....	1,903.64	925.00	1,405.00	1,405.00	P. R. & P. Districts
<b>Total Park, Recreation and Parkway Districts .....</b>	<b>\$ 8,791.10</b>	<b>\$ 9,560.00</b>	<b>\$ 9,680.00</b>	<b>\$ 9,680.00</b>	
<b>Road Improvement Districts</b>					
Interest and Debt Redemption .....	\$ 484,092.14	\$ 418,649.91	\$ 360,431.12	\$ 360,431.12	R. I. Districts

LOS ANGELES COUNTY BUDGET—1934-35

RECAPITULATION OF ACTUAL, ESTIMATED AND PROPOSED EXPENDITURES—Continued

District	Actual Prior Year <del>1931-1932</del> <i>1932-33</i>	Estimated Current Year <del>1932-1933</del> <i>1933-34</i>	Requested Fiscal Year <del>1933-1934</del> <i>1934-35</i>	Allowed Fiscal Year <del>1933-1934</del> <i>1934-35</i>	Name of Fund
<b>Sewer Maintenance Districts</b>					
Salaries and Wages.....\$	3,960.28	\$ 18,907.00	\$ 15,895.00	\$ <del>15,895.00</del> <i>15,896.00</i>	S. M. Districts
Maintenance and Operation	30,648.54	25,985.00	31,385.00	<del>31,385.00</del> <i>31,282.00</i>	S. M. Districts
<b>Total Sewer Maintenance Districts .....</b>	<b>\$ 34,608.82</b>	<b>\$ 44,892.00</b>	<b>\$ 47,280.00</b>	<b>\$ <del>47,280.00</del> <i>47,168.00</i></b>	
<b>Water Works Districts</b>					
Maintenance and Operation .....	\$ 36,297.95	\$ 52,850.00	\$ 75,825.00	\$ 75,825.00	W. W. Dists. General
Capital Outlay.....	2,309.05	18,645.00	19,645.00	19,645.00	W. W. Dists. General
Interest and Debt Redemption .....	43,479.95	43,026.68	40,489.28	40,489.28	W. W. Dists. I. & S.
<b>Total Water Works Districts..</b>	<b>\$ 82,086.95</b>	<b>\$ 114,521.68</b>	<b>\$ 135,959.28</b>	<b>\$ 135,959.28</b>	
<b>Reserves</b>					
Unappropriated .....	\$	\$	\$ <del>126,851.42</del> <i>127,198.12</i>	\$ <del>126,851.42</del> <i>127,198.12</i>	Various
General .....	3,551,106.84	3,250,135.58	3,276,002.13	<del>3,276,002.13</del> <i>2,972,538.09</i>	Various
<b>Total Reserves.....</b>	<b>\$ 3,551,106.84</b>	<b>\$ 3,250,135.58</b>	<b>\$ 3,402,853.55</b>	<b>\$ 3,402,853.55</b>	
<b>TOTAL ACTUAL, ESTI- MATED AND PROPOSED EXPENDITURES FROM SPECIAL DISTRICT FUNDS AND RESERVES..</b>					
	<b>\$ 9,242,357.79</b>	<b>\$ 9,215,475.95</b>	<b>\$ <del>10,436,438.65</del> <i>11,115,345.62</i></b>	<b>\$ <del>10,436,438.65</del> <i>10,163,067.58</i></b>	

**SPECIAL DISTRICT FUNDS**

**RECAPITULATION OF ACTUAL, ESTIMATED AND PROPOSED EXPENDITURES—Continued  
SUMMARIZATION**

District	Actual Prior Year 1932-33	Estimated Current Year 1933-34	Requested Fiscal Year 1934-35	Allowed Fiscal Year 1934-35
<b>BY GENERAL CLASSIFICATION</b>				
Salaries and Wages.....	\$ 324,313.27	\$ 352,083.00	<i>\$ 373,530.00</i>	<i>\$ 372,727.00</i>
Maintenance and Operation.....	797,516.10	1,033,681.00	<i>1,720,635.27</i>	<i>1,666,554.27</i>
Capital Outlay.....	792,081.62	696,913.00	<i>1,610,291.60</i>	<i>1,046,361.60</i>
Interest and Debt Redemption.....	3,777,339.96	3,882,663.37	<i>4,007,688.50</i>	<i>4,007,688.50</i>
Unappropriated Reserve.....			<i>127,198.12</i>	<i>127,198.12</i>
General Reserve.....	3,551,106.84	3,250,135.58	<i>3,276,002.13</i>	<i>2,972,538.09</i>
<b>GRAND TOTAL.....</b>	<b>\$ 9,242,357.79</b>	<b>\$ 9,215,475.95</b>	<i>11,115,345.62</i>	<i>10,163,067.58</i>

**BY FUNDS**

Acquisition and Improvement District Funds.....	\$ 666,706.35	\$ 717,921.08	\$ 795,727.55	\$ 795,727.55
Drainage Improvement District Funds.....	753,963.98	730,984.44	715,248.88	715,248.88
Fire Protection District Funds.....	460,597.97	448,752.00	<i>466,574.00</i>	<i>466,574.00</i>
Flood Control District Funds.....	2,756,066.60	3,041,259.26	<i>4,023,200.00</i>	<i>4,023,200.00</i>
Garbage Disposal District Funds.....	88,123.40	72,765.00	84,774.27	84,774.27
Lighting District Funds.....	312,556.14	315,945.00	<i>336,360.00</i>	<i>336,360.00</i>
Lighting Maintenance District Funds.....	43,657.50	50,090.00	<i>58,350.00</i>	<i>58,350.00</i>
Park, Recreation and Parkway District Funds.....	8,791.10	9,560.00	9,680.00	9,680.00
Road Improvement District Funds.....	484,092.14	418,649.91	360,431.12	360,431.12
Sewer Maintenance District Funds.....	34,608.82	44,892.00	47,280.00	47,280.00
Water Works District Funds.....	82,086.95	114,521.68	135,959.28	135,959.28
Unappropriated Reserve.....			<i>126,851.42</i>	<i>126,851.42</i>
General Reserve.....	3,551,106.84	3,250,135.58	<i>3,276,002.13</i>	<i>3,276,002.13</i>
<b>GRAND TOTAL.....</b>	<b>\$ 9,242,357.79</b>	<b>\$ 9,215,475.95</b>	<i>\$10,436,438.65</i>	<i>\$10,436,438.65</i>

*493,347.60*  
*4,672,341.67*  
*336,685.00*  
*60,670.00*  
*127,198.12*  
*3,276,002.13*  
*11,115,345.62*

*488,920.60*  
*4,033,841.67*  
*336,685.00*  
*54,895.00*  
*47,168.00*  
*127,198.12*  
*2,972,538.09*  
*10,163,067.58*

# Acquisition and Improvement Districts

APPROPRIATIONS \$795,727.55 ✓

District	EXPENDITURES				
	Actual Prior Year 1932-33	Actual Current Year To 3-1-1934	Estimated Current Year 1933-34	Requested Fiscal Year 1934-35	Allowed Fiscal Year 1934-35
<b>INTEREST AND DEBT REDEMPTION</b>					
No. 10 Hickory Street.....	\$ 2,342.06	\$ 1,392.98	\$ 2,289.56	\$ 2,132.06	\$ 2,132.06
16 Stewart and Gray Road.....	5,658.83	997.41	5,536.33	5,168.83	5,168.83
17 Old River School Road.....	9,476.68	1,827.29	9,794.68	9,164.68	9,164.68
19 Pomona Boulevard.....	19,705.86	16,590.16	19,215.86	17,745.86	17,745.86
20 Central Avenue.....	546.29	758.13	1,030.74	1,446.25	1,446.25
24 Washington Place.....	34,819.24	28,069.55	34,160.56	31,774.24	31,774.24
25 Prospect Avenue.....	800.89	338.97	783.39	827.47	827.47
28 Alondra Park.....	119,221.37	83,207.94	116,946.58	112,116.37	112,116.37
30 Broadway.....	22,442.10	11,221.05	31,100.12	38,038.36	38,038.36
32 Hollydale.....	6,408.34	677.31	6,342.13	5,729.34	5,729.34
40 Hollydale.....	4,662.48	488.74	4,539.98	4,074.19	4,074.19
43 Brea Canyon Cut-Off Road.....	3,481.53	428.54	3,394.03	3,131.53	3,131.53
44 Las Tunas Drive, etc.....	38,160.02	19,080.01	46,289.14	64,441.54	64,441.54
51 Sierra Vista Avenue.....	541.35	459.34	527.35	485.35	485.35
54 Long Beach Boulevard.....	22,342.43	5,572.35	21,971.43	20,858.43	20,858.43
56 Meyers Place.....	1,352.45	196.56	1,320.95	1,226.45	1,226.45
59 Pacific & Arroyo Avenues.....	7,245.44	1,530.64	7,622.21	6,692.94	6,692.94
60 Muscatel Street.....	1,295.77	418.93	1,468.17	1,169.77	1,169.77
64 Anaheim-Telegraph Road.....	15,746.24	7,873.12	15,746.24	28,395.24	28,395.24
67 106th Street.....	6,535.41	5,158.28	6,393.96	5,975.41	5,975.41
70 Normandie Avenue.....	42,374.16	34,053.23	41,446.66	38,664.16	38,664.16
75 Sunset Blvd. & Ellis Lane.....	9,568.16	4,784.08	9,568.16	12,526.76	12,526.76
79 Kauffman Avenue.....	1,769.11	1,256.03	1,623.76	1,508.26	1,508.26
83 Santa Rosa Avenue.....	1,436.41	1,684.61	1,893.36	1,261.41	1,261.41
92 Vermont Avenue.....	582.18	485.09	568.18	429.18	429.18
97 Ramona Boulevard.....	3,521.90	2,978.87	3,434.40	3,171.90	3,171.90
101 Central Avenue.....	6,178.85	4,801.95	6,052.85	5,674.85	5,674.85
102 Rio Hondo Avenue.....	3,806.43	3,048.40	3,828.07	3,491.43	3,491.43
103 Record Street.....	1,921.11	1,528.49	1,879.11	1,848.47	1,848.47
112 Atlantic Avenue, etc.....	7,382.20	1,066.65	7,207.20	6,682.20	6,682.20
113 Morgan Park.....	4,193.77	3,138.40	4,127.77	3,929.77	3,929.77
115 Atlantic Avenue.....	25,730.65	12,865.32	25,730.65	48,672.94	48,672.94
120 Garvey Avenue.....	4,799.81	2,593.96	5,726.51	5,936.11	5,936.11
122 Electric Street.....	8,774.85	6,988.24	8,582.35	8,477.72	8,477.72
124 Western Avenue.....	5,229.11	1,018.02	5,124.11	4,809.11	4,809.11
136 Ninth and Mines Avenue.....	25,403.33	40,342.42	53,044.09	50,524.09	50,524.09
137 Ninth St. and Mines Ave.....	23,425.04	16,518.02	22,540.24	21,920.04	21,920.04
139 Pine Street.....	751.62	565.78	737.62	695.62	695.62
144 Cherry Avenue.....	5,596.16	2,798.08	5,596.16	10,318.11	10,318.11
145 Market Street, Dairy Avenue and South Street.....	8,113.00	4,056.50	15,723.85	14,936.35	14,936.35
146 El Nora Street.....	9,790.42	7,522.23	9,597.92	8,542.78	8,542.78
149 Slauson Avenue.....	16,730.64	14,411.34	22,776.66	28,494.28	28,494.28
152 Valley View Avenue.....	4,912.69	693.10	4,797.19	4,450.69	4,450.69
156 Rosecrans Avenue.....	7,257.98	5,026.62	6,628.77	6,732.98	6,732.98
161 Curtin Road, etc.....	11,702.33	8,911.74	10,948.78	10,687.33	10,687.33
163 Phyllis Avenue.....	1,458.08	1,260.61	1,419.58	1,304.08	1,304.08
167 Willard Avenue.....	781.38	632.09	763.88	711.38	711.38

**SPECIAL DISTRICT FUNDS**

**ACQUISITION AND IMPROVEMENT DISTRICTS—Continued**

District	EXPENDITURES				
	Actual Prior Year 1932-33	Actual Current Year To 3-1-1934	Estimated Current Year 1933-34	Requested Fiscal Year 1934-35	Allowed Fiscal Year 1934-35
<b>INTEREST AND DEBT REDEMPTION—Continued</b>					
No. 179 Charlotte Avenue .....	\$ 390.10	\$ 290.99	\$ 383.10	\$ 362.10	\$ 362.10
180 Atlantic Avenue .....	11,326.32	5,663.16	11,326.32	21,426.06	21,426.06
183 Baldwin Avenue .....	3,145.17	509.39	3,075.17	2,865.17	2,865.17
184 Elizabeth Street, etc. ....	4,832.28	3,850.80	4,727.28	4,412.28	4,412.28
186 Fruit Street .....	771.45	618.86	753.95	701.45	701.45
202 Anaheim-Telegraph Road..	7,878.70	3,939.35	7,878.70	7,878.70	7,878.70
203 Cheney and Callen Drives..	3,062.62	1,991.45	2,497.48	2,817.62	2,817.62
206 Indiana Street .....	556.52	1,262.73	1,540.99	967.50	967.50
207 Avalon Boulevard.....	3,799.23	2,359.67	4,231.76	3,969.26	3,969.26
213 Prairie Avenue.....	4,924.57	871.58	4,819.57	4,504.57	4,504.57
217 Amelia Street.....	7,953.21	5,640.05	7,297.94	7,358.21	7,358.21
218 Roads in Monte Nido.....	7,778.28	3,889.14	7,778.28	18,523.74	18,523.74
223 Jefferson Street, etc.....	5,384.73	4,396.76	5,262.23	4,894.73	4,894.73
230 Walnut Street .....	2,150.82	1,796.82	2,098.32	1,940.82	1,940.82
231 Atlantic Avenue.....	8,637.45	6,919.54	8,444.95	7,867.45	7,867.45
237 Stockton Avenue.....	2,830.65	2,119.54	2,778.15	2,620.65	2,620.65
238 Alameda Street .....	810.37	138.08	792.87	740.37	740.37
240 Hollydale .....	10,385.20	5,192.60	10,385.20	17,211.39	17,211.39
248 Cerritos Avenue .....	3,136.26	1,568.13	3,136.26	7,112.90	7,112.90
250 Morgan Park .....	7,472.39	5,432.82	7,367.39	7,052.39	7,052.39
294 Carmenita Road.....	3,503.88	1,751.94	3,503.88	3,503.88	3,503.88
<b>TOTAL ACQUISITION AND IMPROVEMENT DISTRICTS .....</b>	<b>\$ 666,706.35</b>	<b>\$ 431,520.57</b>	<b>\$ 717,921.08</b>	<b>\$ 795,727.55</b>	<b>\$ 795,727.55</b>

## Drainage Improvement Districts

APPROPRIATIONS \$715,248.88

District	EXPENDITURES				
	Actual Prior Year 1932-33	Actual Current Year To 3-1-1934	Estimated Current Year 1933-34	Requested Fiscal Year 1934-35	Allowed Fiscal Year 1934-35
<b>No. 1</b>					
Salaries and Wages.....	\$ 29.46	\$ 110.00	\$ 150.00	\$ 1,000.00	\$ 1,000.00
Maintenance and Operation .....	603.27	15.00	500.00	2,500.00	2,500.00
<b>TOTAL No. 1</b> .....	<b>\$ 632.73</b>	<b>\$ 125.00</b>	<b>\$ 650.00</b>	<b>\$ 3,500.00</b>	<b>\$ 3,500.00</b>
<b>No. 3</b>					
Salaries and Wages.....	\$	\$	\$ 50.00	\$ 500.00	\$ 500.00
Maintenance and Operation .....			250.00	500.00	500.00
<b>TOTAL No. 3</b> .....	<b>\$</b>	<b>\$</b>	<b>\$ 300.00</b>	<b>\$ 1,000.00</b>	<b>\$ 1,000.00</b>
<b>No. 8</b>					
Salaries and Wages.....	\$ 22.54	\$ 32.00	\$ 50.00	\$ 2,500.00	\$ 2,500.00
Maintenance and Operation .....	492.60		500.00	1,000.00	1,000.00
<b>TOTAL No. 8</b> .....	<b>\$ 515.14</b>	<b>\$ 32.00</b>	<b>\$ 550.00</b>	<b>\$ 3,500.00</b>	<b>\$ 3,500.00</b>
<b>No. 9</b>					
Salaries and Wages.....	\$ 75.42	\$ 128.00	\$ 150.00	\$ 600.00	\$ 600.00
Maintenance and Operation .....	143.12	18.12	100.00	200.00	200.00
<b>TOTAL No. 9</b> .....	<b>\$ 218.54</b>	<b>\$ 146.12</b>	<b>\$ 250.00</b>	<b>\$ 800.00</b>	<b>\$ 800.00</b>
<b>No. 11</b>					
Salaries and Wages.....	\$	\$ 86.00	\$ 100.00	\$ 2,500.00	\$ 2,500.00
Maintenance and Operation .....	40.42		50.00	2,000.00	2,000.00
<b>TOTAL No. 11</b> .....	<b>\$ 40.42</b>	<b>\$ 86.00</b>	<b>\$ 150.00</b>	<b>\$ 4,500.00</b>	<b>\$ 4,500.00</b>
<b>No. 17</b>					
Salaries and Wages.....	\$	\$	\$ 25.00	\$ 250.00	\$ 250.00
Maintenance and Operation .....			50.00	200.00	200.00
<b>TOTAL No. 17</b> .....	<b>\$</b>	<b>\$</b>	<b>\$ 75.00</b>	<b>\$ 450.00</b>	<b>\$ 450.00</b>
<b>No. 22</b>					
Salaries and Wages.....	\$	\$ 98.00	\$ 150.00	\$ 2,000.00	\$ 2,000.00
Maintenance and Operation .....	238.95	31.00	75.00	1,500.00	1,500.00
<b>TOTAL No. 22</b> .....	<b>\$ 238.95</b>	<b>\$ 129.00</b>	<b>\$ 225.00</b>	<b>\$ 3,500.00</b>	<b>\$ 3,500.00</b>
<b>No. 23</b>					
Salaries and Wages.....	\$ 117.65	\$ 56.00	\$ 150.00	\$ 2,000.00	\$ 2,000.00
Maintenance and Operation .....	1,090.84	78.38	150.00	2,500.00	2,500.00
<b>TOTAL No. 23</b> .....	<b>\$ 1,208.49</b>	<b>\$ 134.38</b>	<b>\$ 300.00</b>	<b>\$ 4,500.00</b>	<b>\$ 4,500.00</b>
<b>No. 25</b>					
Salaries and Wages.....	\$	\$ 84.00	\$ 100.00	\$ 200.00	\$ 200.00
Maintenance and Operation .....			50.00	100.00	100.00
<b>TOTAL No. 25</b> .....	<b>\$</b>	<b>\$ 84.00</b>	<b>\$ 150.00</b>	<b>\$ 300.00</b>	<b>\$ 300.00</b>

**SPECIAL DISTRICT FUNDS**

**DRAINAGE IMPROVEMENT DISTRICTS—Continued**

District	EXPENDITURES				
	Actual Prior Year 1932-33	Actual Current Year To 3-1-1934	Estimated Current Year 1933-34	Requested Fiscal Year 1934-35	Allowed Fiscal Year 1934-35
<b>No. 26</b>					
Salaries and Wages.....	\$	\$ 648.00	\$ 750.00	\$ 2,000.00	\$ 2,000.00
Maintenance and Operation .....	236.84	43.31	150.00	2,500.00	2,500.00
<b>TOTAL No. 26</b> .....	<b>\$ 236.84</b>	<b>\$ 691.31</b>	<b>\$ 900.00</b>	<b>\$ 4,500.00</b>	<b>\$ 4,500.00</b>
<b>No. 29</b>					
Salaries and Wages.....	\$	\$ 53.50	\$ 100.00	\$ 1,500.00	\$ 1,500.00
Maintenance and Operation .....	408.86	19.00	100.00	1,000.00	1,000.00
<b>TOTAL No. 29</b> .....	<b>\$ 408.86</b>	<b>\$ 72.50</b>	<b>\$ 200.00</b>	<b>\$ 2,500.00</b>	<b>\$ 2,500.00</b>
<b>TOTAL SALARIES AND WAGES, AND MAINTENANCE AND OP- ERATION</b> .....	<b>\$ 3,499.97</b>	<b>\$ 1,500.31</b>	<b>\$ 3,750.00</b>	<b>\$ 29,050.00</b>	<b>\$ 29,050.00</b>
<b>INTEREST AND DEBT REDEMPTION</b>					
No. 1.....	\$ 6,689.18	\$	\$	\$	\$
3.....	11,442.58	10,480.20	11,128.18		
8.....	77,205.09	48,400.00	75,454.62	70,429.08	70,429.08
9.....	4,037.27	2,564.73	3,949.65	3,729.52	3,729.52
11.....	159,144.48		154,430.38	147,108.48	147,108.48
17.....	2,151.86	1,300.00	2,107.23	2,001.43	2,001.43
22.....	113,190.86	57,000.00	109,960.86	106,350.86	106,350.86
23.....	246,508.45	124,000.00	239,481.78	232,595.11	232,595.11
25.....	1,870.44	2,000.00	2,783.78	1,690.45	1,690.45
26.....	94,553.37		95,323.52	90,783.52	90,783.52
29.....	33,670.43	18,000.00	32,614.44	31,510.43	31,510.43
<b>TOTAL INTEREST AND DEBT REDEMPTION</b> .....	<b>\$ 750,464.01</b>	<b>\$ 263,744.93</b>	<b>\$ 727,234.44</b>	<b>\$ 686,198.88</b>	<b>\$ 686,198.88</b>
<b>GRAND TOTAL DRAINAGE IMPROVEMENT DISTRICTS</b> .....	<b>\$ 753,963.98</b>	<b>\$ 265,245.24</b>	<b>\$ 730,984.44</b>	<b>\$ 715,248.88</b>	<b>\$ 715,248.88</b>

Fire Protection Districts

APPROPRIATIONS \$466,574.00 - 488,920.60 ✓

District	EXPENDITURES				
	Actual Prior Year 1932-33	Actual Current Year To 3-1-1934	Estimated Current Year 1933-34	Requested Fiscal Year 1934-35	Allowed Fiscal Year 1934-35
<b>ALTADENA</b>					
Salaries and Wages.....	\$ 26,824.41	\$ 18,238.54	\$ 27,213.00	\$ 27,193.00	\$ 27,193.00
<b>Maintenance and Operation</b>					
Administration .....	\$ 1,062.38	\$	\$ 1,050.00	\$ 1,130.00	\$ 1,130.00
<b>Services Other Than Personal</b>					
Captain's Mileage.....	121.20	54.44	125.00	150.00	150.00
Gas, Electricity and Water.....	230.77	127.99	225.00	250.00	250.00
Hydrant Installation.....			150.00	150.00	150.00
Mechanical Expense.....	894.06	603.90	995.00	1,195.00	1,195.00
Miscellaneous Services.....	279.71	119.00	175.00	200.00 125.00	200.00 125.00
Telephone .....	462.21	302.87	456.00	475.00	475.00
<b>Supplies</b>					
Fire Hose .....	46.55	119.49	872.00	490.00	225.00 490.00
Hydrants .....				100.00	70.00 100.00
Miscellaneous Supplies and Materials .....	235.69	90.93	275.00	460.00 350.00	460.00 350.00
<b>Contributions, Awards and Fixed Obligations</b>					
Hydrant Service.....	4,200.00	2,450.00	4,210.00	4,368.00	4332.00 4,368.00
Insurance—Equipment .....	181.13		173.00	182.00	182.00
Insurance—Liability .....	289.14		260.00	300.00	300.00
Insurance—Personal .....	567.22	604.72	605.00	667.00 605.00	667.00 605.00
<b>Total Maintenance and Operation.....</b>	<b>\$ 8,570.06</b>	<b>\$ 4,473.34</b>	<b>\$ 9,571.00</b>	<b>\$ 9,870.00</b>	<b>\$ 9,870.00</b>
<b>Capital Outlay</b>					
<b>Equipment</b>					
Miscellaneous Equipment.....	\$ 75.02	\$	\$ 2.00	\$ 75.00	\$ 75.00
<b>TOTAL ALTADENA.....</b>	<b>\$ 35,469.49</b>	<b>\$ 22,711.88</b>	<b>\$ 36,786.00</b>	<b>\$ 37,138.00</b>	<b>\$ 37,138.00</b>

10,117.00 9431.00  
37,385.00 36,699.00

**SPECIAL DISTRICT FUNDS**

**FIRE PROTECTION DISTRICTS—Continued**

District	EXPENDITURES				
	Actual Prior Year 1932-33	Actual Current Year To 3-1-1934	Estimated Current Year 1933-34	Requested Fiscal Year 1934-35	Allowed Fiscal Year 1934-35
<b>ANGELES MESA</b>					
Maintenance and Operation					
Administration .....	\$	\$	\$ 125.00	\$ 125.00	\$ 125.00
Services Other Than Personal					
Hydrant Installation.....		114.00	130.00	180.00	180.00
<i>Miscellaneous Services</i>				<i>150.00</i>	<i>150.00</i>
Supplies					
<del>Miscellaneous Supplies</del> <i>Hydrants</i>			190.00	60.00	60.00
Contributions, Awards and Fixed Obligations					
Hydrant Service.....				528.00	528.00
Engine Service.....			600.00	600.00	600.00
<b>Total Maintenance and Operation.....</b>	<b>\$</b>	<b>\$ 114.00</b>	<b>\$ 1,045.00</b>	<b>\$ 1,493.00</b>	<b>\$ 1,493.00</b>
<b>TOTAL ANGELES MESA.....</b>	<b>\$</b>	<b>\$ 114.00</b>	<b>\$ 1,045.00</b>	<b>\$ 1,493.00</b>	<b>\$ 1,493.00</b>

District	EXPENDITURES				
	Actual Prior Year 1932-33	Actual Current Year To 3-1-1934	Estimated Current Year 1933-34	Requested Fiscal Year 1934-35	Allowed Fiscal Year 1934-35
<b>ARTESIA</b>					
Salaries and Wages.....	\$ 1,404.50	\$ 913.59	\$ 1,411.00	\$ <del>1,481.00</del> <i>1,614.00</i>	\$ <del>1,481.00</del> <i>1,614.00</i>
Maintenance and Operation					
Administration .....	\$ 283.72	\$	\$ 280.00	\$ 302.00	\$ 302.00
Services Other Than Personal					
Mechanical Expense.....	99.65	14.70	180.00	<i>350.00</i> <del>100.00</del> <i>350.00</i>	<del>100.00</del> <i>100.00</i>
Telephone .....	90.25	71.91	106.00	125.00	125.00
Supplies					
Hydrants .....				20.00	20.00
Miscellaneous Supplies and Materials .....	11.85	4.01	45.00	<i>45.00</i> <del>22.00</del> <i>45.00</i>	<del>22.00</del> <i>22.00</i>
Contributions, Awards and Fixed Obligations					
Hydrant Service.....	168.00	98.00	168.00	210.00	210.00
Insurance—Equipment .....	46.40		46.00	55.00	55.00
Insurance—Liability .....	96.38		34.00	105.00	105.00
Insurance—Personal .....	60.62	60.22	61.00	61.00	<i>60.00</i> <del>61.00</del>
Rental of Fire House.....	186.00	120.00	180.00	180.00	180.00
<b>Total Maintenance and Operation.....</b>	<b>\$ 1,042.87</b>	<b>\$ 368.84</b>	<b>\$ 1,100.00</b>	<b>\$ 1,180.00</b>	<b>\$ 1,180.00</b>
Capital Outlay					
Equipment					
Miscellaneous Equipment .....	\$	\$	\$	\$ 35.00	\$ 35.00
<b>TOTAL ARTESIA.....</b>	<b>\$ 2,447.37</b>	<b>\$ 1,282.43</b>	<b>\$ 2,511.00</b>	<b>\$ 2,696.00</b>	<b>\$ 2,696.00</b>

*Fire House* 375.00

*Hydrant Installation* 125.00

*Miscellaneous Services* 25.00

LOS ANGELES COUNTY BUDGET—1934-35

FIRE PROTECTION DISTRICTS—Continued

District	EXPENDITURES				
	Actual Prior Year 1932-33	Actual Current Year To 3-1-1934	Estimated Current Year 1933-34	Requested Fiscal Year 1934-35	Allowed Fiscal Year 1934-35
<b>BALDWIN PARK</b>					
Salaries and Wages.....	\$ 3,313.27	\$ 2,231.84	\$ 3,493.00	\$ <del>3,667.00</del> <sup>4,072.00</sup>	\$ <del>3,667.00</del> <sup>4,072.00</sup>
<b>Maintenance and Operation</b>					
Administration .....	\$ 476.45	\$	\$ 475.00	\$ 507.00	\$ 507.00
<b>Services Other Than Personal</b>					
Captain's Mileage.....	74.80	34.12	60.00	60.00	60.00
Gas, Electricity and Water.....	95.83	57.86	90.00	125.00	125.00
Hydrant Installations.....				50.00	50.00
Mechanical Expense .....	133.30	35.85	180.00	166.00	158.00 166.00
Miscellaneous Services.....				25.00	25.00
Telephone .....	70.30	34.00	55.00	75.00	75.00
<b>Supplies</b>					
Miscellaneous Supplies and Materials .....	26.08	15.29	55.00	118.00 68.00	118.00 68.00
<b>Contributions, Awards and Fixed Obligations</b>					
Hydrant Service .....	1,452.00	813.00	1,476.00	1,524.00	1,524.00
Insurance—Equipment .....	48.25		45.00	55.00	55.00
Insurance—Liability .....	96.38		34.00	105.00	105.00
Insurance—Personal .....	129.25	124.02	125.00	125.00	103.00 125.00
Rent of Fire House.....	540.00	405.00	540.00	540.00	540.00
Taxes .....	4.96	.88	1.00	5.00	5.00
<b>Total Maintenance and Operation.....</b>	<b>\$ 3,147.60</b>	<b>\$ 1,520.02</b>	<b>\$ 3,136.00</b>	<b>\$ <del>3,430.00</del> <sup>3,483.00</sup></b>	<b>\$ <del>3,430.00</del> <sup>3,430.00</sup></b>
<b>Capital Outlay</b>					
<b>Equipment</b>					
Miscellaneous Equipment .....	\$ 24.96	\$	\$	\$ 50.00	\$ 50.00
<b>Structural and Non-Structural Improvements</b>					
Payment on Building.....	\$	\$	<del>2,251.60</del> \$	<del>2,801.60</del> \$ 1,000.00	<del>2,801.60</del> \$ 1,000.00
<b>Total Capital Outlay.....</b>	<b>\$ 24.96</b>	<b>\$</b>	<b>\$</b>	<b>\$ <del>1,050.00</del> <sup>1,000.00</sup></b>	<b>\$ <del>1,050.00</del> <sup>1,000.00</sup></b>
<b>TOTAL BALDWIN PARK.....</b>	<b>\$ 6,485.83</b>	<b>\$ 3,751.86</b>	<b>\$ 6,629.00</b>	<b>\$ <del>8,147.00</del> <sup>7,503.60</sup></b>	<b>\$ <del>8,147.00</del> <sup>7,973.60</sup></b>

**SPECIAL DISTRICT FUNDS**

**FIRE PROTECTION DISTRICTS—Continued**

District	EXPENDITURES				
	Actual Prior Year 1932-33	Actual Current Year To 3-1-1934	Estimated Current Year 1933-34	Requested Fiscal Year 1934-35	Allowed Fiscal Year 1934-35
<b>BELFLOWER</b>					
Salaries and Wages.....	\$ 8,115.50	\$ 5,417.65	\$ 8,348.00	\$ 8,396.00	\$ <del>8,396.00</del> <sup>8,136.00</sup>
<b>Maintenance and Operation</b>					
Administration .....	\$ 424.03	\$	\$ 425.00	\$ 451.00	\$ 451.00
<b>Services Other Than Personal</b>					
Captain's Mileage.....				60.00	<del>60.00</del> <sup>OUT</sup>
Gas, Electricity and Water.....	67.53	24.06	75.00	125.00	125.00
Hydrant Installations.....	43.66	96.51	153.00	150.00	150.00
Mechanical Expense.....	227.82	287.85	455.00	508.00	<del>508.00</del> <sup>222.00</sup>
Miscellaneous Services.....	66.69	5.00	38.00	187.00	187.00
Telephone .....	84.41	55.50	80.00	100.00	100.00
<b>Supplies</b>					
Hydrants .....	35.53	38.58	40.00	40.00	40.00
Miscellaneous Supplies and Materials .....	62.65	30.32	50.00	75.00	75.00
Fire Hose .....				64.00	<del>64.00</del> <sup>30.00</sup>
<b>Contributions, Awards and Fixed Obligations</b>					
Insurance—Equipment .....	53.36		48.00	55.00	55.00
Insurance—Liability .....	96.38		87.00	105.00	105.00
Insurance—Personal .....	209.67	228.87	229.00	230.00	<del>230.00</del> <sup>257.00</sup>
Rent of Fire House.....	600.97	350.00	470.00	540.00	540.00
<b>Total Maintenance and Operation.....</b>	<b>\$ 1,972.70</b>	<b>\$ 1,116.69</b>	<b>\$ 2,150.00</b>	<b>\$ 2,690.00</b>	<b>\$ <del>2,690.00</del></b>
<b>Capital Outlay</b>					
<b>Equipment</b>					
Miscellaneous Equipment.....	\$ 14.40	\$	\$	\$ 50.00	<del>50.00</del> <sup>40.00</sup>
<b>TOTAL BELFLOWER.....</b>	<b>\$ 10,102.60</b>	<b>\$ 6,534.34</b>	<b>\$ 10,498.00</b>	<b>\$ 11,136.00</b>	<b>\$ <del>11,136.00</del></b>

**LOS ANGELES COUNTY BUDGET—1934-35**

**FIRE PROTECTION DISTRICTS—Continued**

District	EXPENDITURES					
	Actual Prior Year 1932-33	Actual Current Year To 3-1-1934	Estimated Current Year 1933-34	Requested Fiscal Year 1934-35	Allowed Fiscal Year 1934-35	
<b>BELVEDERE</b>						
Salaries and Wages.....	\$ 26,933.00	\$ 18,360.91	\$ 27,343.00	\$ 27,343.00	\$ 27,343.00	
<b>Maintenance and Operation</b>						
Administration .....	\$ 1,142.56	\$	\$ 1,150.00	\$ 1,216.00	\$ 1,216.00	
<b>Services Other Than Personal</b>						
Alterations to Buildings.....	1,119.36	79.59	80.00			
Captain's Mileage.....	339.56	208.36	393.00	450.00	450.00	
Gas, Electricity and Water.....	266.65	158.05	250.00	275.00	275.00	
Mechanical Expense.....	1,091.71	600.72	1,257.00	1,115.00 <i>949.00</i>	<del>1,115.00</del>	
Miscellaneous Services.....	57.96	155.00	205.00	<del>50.00</del> <i>300.00</i>	<del>50.00</del>	
Telephone .....	382.88	215.35	375.00	375.00	375.00	
<b>Supplies</b>						
Fire Hose .....	368.38	264.94	1,003.00	<del>375.00</del> <i>450.00</i>	<del>375.00</del> <i>450.00</i>	
Hydrants .....				250.00	<del>250.00</del> <i>100.00</i>	
Miscellaneous Supplies and Materials .....	326.82	207.82	340.00	<del>326.00</del> <i>625.00</i>	<del>326.00</del> <i>625.00</i>	
<b>Contributions, Awards and Fixed Obligations</b>						
Hydrant Service.....	4,332.36	2,583.00	4,500.00	5,148.00	5,148.00	
Insurance—Equipment .....	126.18		119.00	130.00	130.00	
Insurance—Liability .....	192.76		214.00	214.00	214.00	
Insurance—Personal .....	649.64	634.36	635.00	<del>635.00</del> <i>720.00</i>	<del>635.00</del> <i>720.00</i>	
<b>Total Maintenance and Operation.....</b>	<b>\$ 10,396.82</b>	<b>\$ 5,107.19</b>	<b>\$ 10,521.00</b>	<b>\$ 10,559.00</b>	<b>\$ 10,559.00</b>	
<b>Capital Outlay</b>						
<b>Equipment</b>						
Furniture .....	\$ 7.35	\$	\$	\$	\$	
Miscellaneous Equipment .....	58.71			50.00	50.00	
<b>Total Capital Outlay.....</b>	<b>\$ 66.06</b>	<b>\$</b>	<b>\$</b>	<b>\$ 50.00</b>	<b>\$ 50.00</b>	
<b>TOTAL BELVEDERE.....</b>	<b>\$ 37,395.88</b>	<b>\$ 23,468.10</b>	<b>\$ 37,864.00</b>	<b>\$ 37,952.00</b>	<b>\$ 37,952.00</b>	

**SPECIAL DISTRICT FUNDS**

**FIRE PROTECTION DISTRICTS—Continued**

District	EXPENDITURES				
	Actual Prior Year 1932-33	Actual Current Year To 3-1-1934	Estimated Current Year 1933-34	Requested Fiscal Year 1934-35	Allowed Fiscal Year 1934-35
<b>BELVEDERE GARDENS</b>					
Salaries and Wages .....	\$ 29,289.24	\$ 20,916.95	\$ 31,535.00	\$ <del>32,578.00</del> <sup>35,490.00</sup>	\$ <del>32,578.00</del> <sup>35,490.00</sup>
<b>Maintenance and Operation</b>					
<b>Administration</b> .....	\$ 1,409.31	\$	\$ 1,400.00	\$ 1,500.00	\$ 1,500.00
<b>Services Other Than Personal</b>					
Alarm Upkeep and Extension.....			500.00	300.00	300.00
Captain's Mileage.....	288.28	181.44	300.00	480.00	480.00
Fire Alarm System Upkeep.....	306.04				
Gas, Electricity and Water.....	380.62	209.17	350.00	<del>350.00</del> <sup>400.00</sup>	<del>350.00</del> <sup>400.00</sup>
Mechanical Expense.....	1,143.92	151.36	1,167.00	<del>967.00</del> <sup>984.00</sup>	<del>967.00</del> <sup>984.00</sup>
Miscellaneous Services.....	24.31	5.00	25.00	200.00	200.00
Telephone .....	291.66	195.91	350.00	350.00	350.00
<b>Supplies</b>					
Fire Hose.....	590.22	355.08	1,518.00	160.00	160.00
Hydrants .....				250.00	<del>250.00</del> <sup>100.00</sup>
Miscellaneous Supplies and Materials .....	488.69	112.21	400.00	500.00	500.00
<b>Contributions, Awards and Fixed   Obligations</b>					
Hydrant Service .....	4,238.37	2,478.00	4,248.00	5,148.00	5,148.00
Insurance—Equipment .....	208.11		150.00	220.00	220.00
Insurance—Liability .....	218.44		243.00	243.00	243.00
Insurance—Personal .....	635.27	696.92	697.00	<del>700.00</del> <sup>799.00</sup>	<del>700.00</del> <sup>799.00</sup>
Interest on Equipment.....	304.73				
Rent of Poles.....	519.00	482.00	482.00	550.00	550.00
<b>Total Maintenance and Operation.....</b>	<b>\$ 11,046.97</b>	<b>\$ 4,867.09</b>	<b>\$ 11,830.00</b>	<b>\$ 11,918.00</b>	<b>\$ 11,918.00</b>
<b>Capital Outlay</b>					
<b>Equipment</b>					
Fire Alarm System—Additions.....	\$ 455.97	\$	\$ 350.00	\$ 500.00	<del>500.00</del> <sup>500.00</sup>
Fire Engine Payment.....	11,500.00				
Furniture .....	15.00				
Miscellaneous Equipment .....	393.33	46.73	568.00	300.00	<del>300.00</del> <sup>300.00</sup>
<b>Total Equipment.....</b>	<b>\$ 12,364.30</b>	<b>\$ 46.73</b>	<b>\$ 918.00</b>	<b>\$ 800.00</b>	<b>\$ 800.00</b>
<b>Structural and Non-structural   Improvements</b>					
Payments on Buildings.....	\$ 7,720.40	\$	\$	\$	\$
<b>Total Capital Outlay.....</b>	<b>\$ 20,084.70</b>	<b>\$ 46.73</b>	<b>\$ 918.00</b>	<b>\$ 800.00</b>	<b>\$ 800.00</b>
<b>TOTAL BELVEDERE GARDENS.....</b>	<b>\$ 60,420.91</b>	<b>\$ 25,830.77</b>	<b>\$ 44,283.00</b>	<b>\$ 45,296.00</b>	<b>\$ 45,296.00</b>

LOS ANGELES COUNTY BUDGET—1934-35

FIRE PROTECTION DISTRICTS—Continued

District	EXPENDITURES				
	Actual Prior Year 1932-33	Actual Current Year To 3-1-1934	Estimated Current Year 1933-34	Requested Fiscal Year 1934-35	Allowed Fiscal Year 1934-35
<b>CENTRAL MANUFACTURING</b>					
<b>Maintenance and Operation</b>					
Administration .....	\$ 44.72	\$	\$ 200.00	\$ 200.00	\$ 200.00
<b>Services Other Than Personal</b>					
Hydrant Installations.....	212.12	55.31	56.00	<del>600.00</del> 500.00	<del>600.00</del> 500.00
Miscellaneous Services.....				50.00	50.00
<b>Supplies</b>					
Hydrants .....	76.00	38.50	39.00	<del>240.00</del> 200.00	<del>240.00</del> 200.00
Miscellaneous Supplies and Materials .....	.50		19.00	10.00	10.00
<b>Contributions, Awards and Fixed Obligations</b>					
Engine Service from Other Districts .....	175.00	225.00	225.00	625.00	625.00
Hydrant Service .....	238.00	135.26	232.00	420.00	420.00
<b>Total Maintenance and Operation.....</b>	<b>\$ 746.34</b>	<b>\$ 454.07</b>	<b>\$ 771.00</b>	<b>\$ <del>2,005.00</del></b>	<b>\$ 2,005.00</b>
<b>TOTAL CENTRAL MANU- FACTURING .....</b>	<b>\$ 746.34</b>	<b>\$ 454.07</b>	<b>\$ 771.00</b>	<b>\$ <del>2,005.00</del></b>	<b>\$ 2,005.00</b>

District	EXPENDITURES				
	Actual Prior Year 1932-33	Actual Current Year To 3-1-1934	Estimated Current Year 1933-34	Requested Fiscal Year 1934-35	Allowed Fiscal Year 1934-35
<b>CLEARWATER-HYNES</b>					
Salaries and Wages.....	\$ 3,520.78	\$ 2,266.78	\$ 3,499.00	\$ <del>3,886.00</del> 3,499.00	\$ <del>3,886.00</del> 3,499.00
<b>Maintenance and Operation</b>					
Administration .....	\$ 394.73	\$	\$ 400.00	\$ 421.00	\$ 421.00
<b>Services Other Than Personal</b>					
Gas, Electricity and Water.....	80.17	44.43	75.00	90.00	90.00
Hydrant Installation.....				50.00	50.00
Mechanical Expense.....	235.70	33.80	315.00	315.00	<del>190.00</del> 315.00
Miscellaneous Services.....	5.00		20.00	20.00	20.00
Telephone .....	62.54	37.60	57.00	75.00	75.00
<b>Supplies</b>					
Fire Hose .....	52.95		54.00	80.00	80.00
Hydrants .....				20.00	20.00
Miscellaneous Supplies and Materials .....	9.56	45.34	62.00	<del>300.00</del> 50.00	<del>300.00</del> 50.00
<b>Contributions, Awards and Fixed Obligations</b>					
Hydrant Service .....	1,452.00	847.00	1,452.00	1,476.00	1,476.00
Insurance—Equipment .....	46.40		45.00	50.00	50.00
Insurance—Liability .....	96.38		87.00	105.00	105.00
Insurance—Personal .....	107.89	92.16	93.00	<del>113.00</del> 93.00	<del>113.00</del> 93.00
Rent of Fire House.....	540.00	405.00	540.00	540.00	540.00
<b>Total Maintenance and Operation.....</b>	<b>\$ 3,083.32</b>	<b>\$ 1,505.33</b>	<b>\$ 3,200.00</b>	<b>\$ <del>3,885.00</del></b>	<b>\$ 3,385.00</b>
<b>Capital Outlay</b>					
<b>Equipment</b>					
Miscellaneous Equipment .....	\$	\$	\$ 18.00	\$ 25.00	\$ 25.00
<b>TOTAL CLEARWATER-HYNES.....</b>	<b>\$ 6,604.10</b>	<b>\$ 3,772.11</b>	<b>\$ 6,717.00</b>	<b>\$ <del>6,909.00</del></b>	<b>\$ 6,909.00</b>

**SPECIAL DISTRICT FUNDS**

**FIRE PROTECTION DISTRICTS—Continued**

District	EXPENDITURES				
	Actual Prior Year 1932-33	Actual Current Year To 3-1-1934	Estimated Current Year 1933-34	Requested Fiscal Year 1934-35	Allowed Fiscal Year 1934-35
<b>CLIFTON HEIGHTS</b>					
Maintenance and Operation					
Administration .....	\$ 37.00	\$	\$ 38.00	\$ 38.00	\$ 38.00
Services Other Than Personal					
Miscellaneous Services.....				100.00	100.00
Contributions, Awards and Fixed Obligations					
Engine Service From Other Districts .....			225.00	225.00	225.00
Hydrant Service.....	144.00	84.00	144.00	144.00	144.00
<b>Total Maintenance and Operation...</b>	<b>\$ 181.00</b>	<b>\$ 84.00</b>	<b>\$ 407.00</b>	<b>\$ 507.00</b>	<b>\$ 507.00</b>
<b>TOTAL CLIFTON HEIGHTS.....</b>	<b>\$ 181.00</b>	<b>\$ 84.00</b>	<b>\$ 407.00</b>	<b>\$ 507.00</b>	<b>\$ 507.00</b>

District	EXPENDITURES				
	Actual Prior Year 1932-33	Actual Current Year To 3-1-1934	Estimated Current Year 1933-34	Requested Fiscal Year 1934-35	Allowed Fiscal Year 1934-35
<b>DOWNEY</b>					
Salaries and Wages.....	\$ 7,998.90	\$ 5,407.68	\$ 8,346.00	\$ 8,446.00	\$ 8,446.00
Maintenance and Operation					
Administration .....	\$ 366.98	\$	\$ 360.00	\$ 391.00	\$ 391.00
Services Other Than Personal					
Captain's Mileage.....	26.80	5.64	25.00	120.00	120.00
Gas, Electricity and Water.....	128.84	63.66	105.00	125.00	125.00
Mechanical Expense.....	135.40	106.78	438.00	438.00	438.00
Miscellaneous Services.....	230.53	88.20	138.00	50.00	50.00
Telephone .....	69.25	48.30	72.00	100.00	100.00
Supplies					
Fire Hose.....	143.63	111.00	492.00	125.00	125.00
Miscellaneous Supplies and Materials .....	51.61	11.12	60.00	<del>75.00</del> 195.00	<del>75.00</del> 195.00
Contributions, Awards and Fixed Obligations					
Hydrant Service.....	1,122.00	658.00	1,128.00	1,152.00	1,152.00
Insurance—Equipment .....	60.31		59.00	65.00	65.00
Insurance—Liability .....	96.38		87.00	105.00	105.00
Insurance—Personal .....	209.30	219.58	220.00	<del>220.00</del> 268.00	<del>220.00</del> 268.00
Rent of Fire House.....	840.00	315.00	540.00	540.00	540.00
<b>Total Maintenance and Operation...</b>	<b>\$ 3,481.03</b>	<b>\$ 1,627.28</b>	<b>\$ 3,724.00</b>	<b>\$ <del>3,506.00</del> 3,674.00</b>	<b>\$ <del>3,506.00</del> 3,642.00</b>
Capital Outlay					
Equipment					
Miscellaneous Equipment.....	\$ 59.96	\$	\$ 27.00	\$ 50.00	\$ 50.00
<b>TOTAL DOWNEY.....</b>	<b>\$ 11,539.89</b>	<b>\$ 7,034.96</b>	<b>\$ 12,097.00</b>	<b>\$ <del>12,002.00</del> 12,170.00</b>	<b>\$ <del>12,002.00</del> 12,138.00</b>

**LOS ANGELES COUNTY BUDGET—1934-35**

**FIRE PROTECTION DISTRICTS—Continued**

District	EXPENDITURES				
	Actual Prior Year 1932-33	Actual Current Year To 3-1-1934	Estimated Current Year 1933-34	Requested Fiscal Year 1934-35	Allowed Fiscal Year 1934-35
<b>EAST MONTEBELLO</b>					
<b>Maintenance and Operation</b>					
Administration .....	\$ 37.00	\$	\$ 38.00	\$ 38.00	\$ 38.00
<b>Services Other Than Personal</b>					
Miscellaneous Services.....				8.00	8.00
<b>Supplies</b>					
Miscellaneous Supplies and Materials .....				4.00	4.00
<b>Contributions, Awards and Fixed Obligations</b>					
Hydrant Service.....	240.00	140.00	240.00	300.00	300.00
<b>Total Maintenance and Operation...</b>	<b>\$ 277.00</b>	<b>\$ 140.00</b>	<b>\$ 278.00</b>	<b>\$ 350.00</b>	<b>\$ 350.00</b>
<b>TOTAL EAST MONTEBELLO.....</b>	<b>\$ 277.00</b>	<b>\$ 140.00</b>	<b>\$ 278.00</b>	<b>\$ 350.00</b>	<b>\$ 350.00</b>

District	EXPENDITURES				
	Actual Prior Year 1932-33	Actual Current Year To 3-1-1934	Estimated Current Year 1933-34	Requested Fiscal Year 1934-35	Allowed Fiscal Year 1934-35
<b>EL PORTO</b>					
<b>Maintenance and Operation</b>					
<b>Supplies</b>					
Miscellaneous Supplies.....	\$	\$ 3.00	\$ 3.00	\$	\$
<b>Contributions, Awards and Fixed Obligations</b>					
Engine Service .....			150.00	150.00	150.00
Hydrant Service.....				84.00	84.00
<b>TOTAL EL PORTO.....</b>	<b>\$</b>	<b>\$ 3.00</b>	<b>\$ 153.00</b>	<b>\$ 234.00</b>	<b>\$ 234.00</b>

**SPECIAL DISTRICT FUNDS**

**FIRE PROTECTION DISTRICTS—Continued**

District	EXPENDITURES				
	Actual Prior Year 1932-33	Actual Current Year To 3-1-1934	Estimated Current Year 1933-34	Requested Fiscal Year 1934-35	Allowed Fiscal Year 1934-35
<b>FLINTRIDGE</b>					
Salaries and Wages.....	\$ 12,073.55	\$ 8,309.98	\$ 12,233.00	\$ 12,223.00	\$ 12,223.00
<b>Maintenance and Operation</b>					
<b>Administration</b> .....	\$ 462.58	\$	\$ 425.00	\$ 491.00	\$ 491.00
<b>Services Other Than Personal</b>					
Captain's Mileage.....	44.12	12.48	30.00	50.00	50.00
Gas, Electricity and Water.....	123.92	51.90	100.00	130.00	130.00
Hydrant Installations.....	5.00		125.00	200.00	150.00 200.00
Mechanical Expense.....	238.04	148.09	345.00	358.00 345.00	358.00 345.00
Miscellaneous Services.....	34.09	22.00	60.00	100.00	100.00
Telephone .....	200.37	148.55	242.00	235.00	235.00
<b>Supplies</b>					
Fire Hose .....		188.94	500.00	295.00	295.00
Hydrants .....		45.47	17.00	40.00	30.00 40.00
Miscellaneous Supplies and Materials .....	113.24	96.41	192.00	220.00 180.00	220.00 180.00
<b>Contributions, Awards and Fixed   Obligations</b>					
Hydrant Service.....	855.00	506.00	878.00	960.00	960.00
Insurance—Equipment .....	90.57		84.00	92.00	92.00
Insurance—Liability .....	122.06		110.00	130.00	130.00
Insurance—Personal .....	254.09	272.57	273.00	300.00 273.00	300.00 273.00
Interest on Equipment.....	437.40	291.60	292.00	146.00	146.00
<b>Total Maintenance and Operation</b> .....	\$ 2,980.48	\$ 1,784.01	\$ 3,673.00	\$ 3,667.00	\$ 3,667.00
<b>Capital Outlay</b>					
<b>Equipment</b>					
Fire Engine Payment.....	\$ 2,430.00	\$ 2,430.00	\$ 2,430.00	\$ 2,430.00	\$ 2,430.00
Miscellaneous .....	32.89			25.00	25.00
<b>Total Equipment</b> .....	\$ 2,462.89	\$ 2,430.00	\$ 2,430.00	\$ 2,455.00	\$ 2,455.00
<b>Structural and Non-structural   Improvement</b>					
Cess Pool .....	\$	\$	\$	\$ 180.00	180.00
<b>Total Capital Outlay</b> .....	\$ 2,462.89	\$ 2,430.00	\$ 2,430.00	\$ 2,635.00	\$ 2,635.00
<b>TOTAL FLINTRIDGE</b> .....	\$ 17,516.92	\$ 12,523.99	\$ 18,336.00	\$ 18,525.00	\$ 18,525.00
				18,605.00	18,535.00

LOS ANGELES COUNTY BUDGET—1934-35

FIRE PROTECTION DISTRICTS—Continued

District	EXPENDITURES				
	Actual Prior Year 1932-33	Actual Current Year To 3-1-1934	Estimated Current Year 1933-34	Requested Fiscal Year 1934-35	Allowed Fiscal Year 1934-35
<b>HOLLYWOOD—SHERMAN</b>					
Salaries and Wages.....	\$ 32,999.33	\$ 22,032.94	\$ 33,594.00	\$ 33,769.00	\$ 33,769.00
<b>Maintenance and Operation</b>					
Administration .....	\$ 1,222.74	\$	\$ 1,200.00	\$ 1,301.00	\$ 1,301.00
<b>Services Other Than Personal</b>					
Captain's Mileage.....	85.44	14.44	90.00	150.00	150.00
Gas, Electricity and Water.....	173.32	87.02	155.00	185.00	185.00
Mechanical Expense.....	1,360.22	209.71	910.00	910.00	<del>910.00</del> 786.00
Miscellaneous Services.....	37.47	36.93	50.00	125.00	125.00
Telephone .....	174.89	94.50	165.00	<del>350.00</del> 360.00	<del>350.00</del> 360.00
<b>Supplies</b>					
Fire Hose.....		606.44	1,175.00	530.00	530.00
Miscellaneous Supplies and Materials .....	182.23	70.45	225.00	<del>260.00</del> 525.00	<del>260.00</del> 525.00
<b>Contributions, Awards and Fixed Obligations</b>					
Hydrant Service.....	3,726.00	2,173.50	3,726.00	5,292.00	5,292.00
Insurance—Equipment .....	120.62		117.00	125.00	125.00
Insurance—Liability .....	192.76		214.00	215.00	215.00
Insurance—Personal .....	688.44	705.64	706.00	<del>706.00</del> 784.00	<del>706.00</del> 784.00
Rent of Fire House.....	600.00	340.00	510.00	510.00	510.00
<b>Total Maintenance and Operation...</b>	<b>\$ 8,564.13</b>	<b>\$ 4,338.63</b>	<b>\$ 9,243.00</b>	<b>\$ 10,659.00</b>	<b>\$ 10,659.00</b>
<b>Capital Outlay</b>				<del>11,012.02</del> 10,828.00	
Miscellaneous Equipment.....	\$ 110.00	\$ 138.34	\$ 590.00	\$ 75.00	\$ 75.00
<b>TOTAL HOLLYWOOD—SHERMAN</b>	<b>\$ 41,673.46</b>	<b>\$ 26,509.91</b>	<b>\$ 43,427.00</b>	<b>\$ 44,503.00</b>	<b>\$ 44,503.00</b>
				<del>44,856.00</del> 44,732.00	

**SPECIAL DISTRICT FUNDS**

**FIRE PROTECTION DISTRICTS—Continued**

District	EXPENDITURES				
	Actual Prior Year 1932-33	Actual Current Year To 3-1-1934	Estimated Current Year 1933-34	Requested Fiscal Year 1934-35	Allowed Fiscal Year 1934-35
<b>HOWARD</b>					
Salaries and Wages.....	\$ 11,554.77	\$ 7,772.92	\$ 11,798.00	\$ 11,788.00	\$ 11,788.00
<b>Maintenance and Operation</b>					
Administration .....	\$ 527.34	\$	\$ 525.00	\$ 562.00	\$ 562.00
<b>Services Other Than Personal</b>					
Alterations to Buildings.....	62.11	220.27	232.00	<del>225.00</del> 275.00	<del>225.00</del> 275.00
Captain's Mileage.....	172.68	72.28	120.00	120.00	120.00
Gas, Electricity and Water.....	82.34	44.86	75.00	95.00	95.00
Hydrant Installation.....	4.49			160.00	160.00
Mechanical Expense.....	225.11	85.73	458.00	458.00	<del>458.00</del> 334.00
Miscellaneous Services.....	35.66	32.36	100.00	100.00	100.00
Telephone .....	67.20	38.85	68.00	75.00	75.00
<b>Supplies</b>					
Fire Hose .....				305.00	305.00
Miscellaneous Supplies and Materials .....	104.75	87.47	150.00	<del>150.00</del> 350.00	<del>150.00</del> 350.00
<b>Contributions, Awards and Fixed Obligations</b>					
Hydrant Service.....	1,112.40	656.55	918.00	1,325.00	1,325.00
Insurance—Equipment .....	60.31		59.00	61.00	61.00
Insurance—Liability .....	96.38		87.00	105.00	105.00
Insurance—Personal .....	240.91	262.31	263.00	<del>273.00</del> 302.00	<del>273.00</del> 302.00
<b>Total Maintenance and Operation</b> ...	\$ 2,791.68	\$ 1,500.68	\$ 3,055.00	\$ <del>4,014.00</del> 4,293.00	\$ <del>4,014.00</del> 4,169.00
<b>Capital Outlay</b>					
Equipment					
Miscellaneous .....	\$	\$ 25.58	\$ 50.00	\$ 25.00	\$ 25.00
<b>TOTAL HOWARD</b> .....	\$ 14,346.45	\$ 9,299.18	\$ 14,903.00	\$ <del>15,827.00</del> 16,106.00	\$ <del>15,827.00</del> 15,982.00

LOS ANGELES COUNTY BUDGET—1934-35

FIRE PROTECTION DISTRICTS—Continued

District	EXPENDITURES				
	Actual Prior Year 1932-33	Actual Current Year To 3-1-1934	Estimated Current Year 1933-34	Requested Fiscal Year 1934-35	Allowed Fiscal Year 1934-35
<b>LA CRESCENTA VALLEY</b>					
Salaries and Wages.....	\$ 8,077.99	\$ 5,566.60	\$ 8,316.00	\$ <del>8,311.00</del> <sup>8,446.00</sup>	\$ <del>8,311.00</del> <sup>8,446.00</sup>
<b>Maintenance and Operation</b>					
<b>Administration</b> .....	\$ 482.62	\$	\$ 500.00	\$ 514.00	\$ 514.00
<b>Services Other Than Personal</b>					
Captain's Mileage.....	158.00	87.72	150.00	150.00	150.00
Gas, Electricity and Water.....	114.91	42.73	90.00	135.00	135.00
Hydrant Installations .....	132.78				
Mechanical Expense.....	286.51	62.26	402.00	402.00	<sup>395.00</sup> 402.00
Miscellaneous Services.....	66.87		75.00	75.00	75.00
Telephone .....	59.90	42.10	70.00	70.00	70.00
<b>Supplies</b>					
Fire Hose.....	180.65	242.52	478.00	195.00	195.00
Hydrants .....	27.03	27.00	27.00		
Miscellaneous Supplies and Materials .....	55.69	32.88	110.00	170.00	170.00
<b>Contributions, Awards and Fixed   Obligations</b>					
Hydrant Service.....	1,366.00	812.00	1,392.00	1,500.00	1,500.00
Insurance—Equipment .....	51.50		48.00	52.00	52.00
Insurance—Liability .....	96.38		87.00	105.00	105.00
Insurance—Personal .....	200.92	195.41	196.00	<sup>235.00</sup> <del>217.00</del>	<sup>235.00</sup> <del>217.00</del>
<b>Total Maintenance and Operation</b> .....	\$ 3,279.76	\$ 1,544.62	\$ 3,625.00	\$ <del>3,585.00</del> <sup>3,603.00</sup>	\$ <del>3,585.00</del> <sup>3,596.00</sup>
<b>Capital Outlay</b>					
<b>Equipment</b>					
Miscellaneous Equipment.....	\$ 94.24	\$	\$ 1.00	\$ 465.00	\$ 465.00
<b>Structural and Non-structural   Improvements</b>					
Hose Dry Racks.....	\$	\$	\$	\$ 250.00	\$ 250.00
<b>Total Capital Outlay</b> .....	\$ 94.24	\$	\$ 1.00	\$ 715.00	\$ 715.00
<b>TOTAL LA CRESCENTA VALLEY</b> .....	\$ 11,451.99	\$ 7,111.22	\$ 11,942.00	\$ <del>12,611.00</del> <sup>12,764.00</sup>	\$ <del>12,611.00</del> <sup>12,759.00</sup>

**SPECIAL DISTRICT FUNDS**

**FIRE PROTECTION DISTRICTS—Continued**

District	EXPENDITURES				
	Actual Prior Year 1932-33	Actual Current Year To 3-1-1934	Estimated Current Year 1933-34	Requested Fiscal Year 1934-35	Allowed Fiscal Year 1934-35
<b>LAGUNA</b>					
Salaries and Wages.....	\$ 15,217.76	\$ 10,561.96	\$ 15,709.00	\$ 15,709.00	\$ 15,709.00
<b>Maintenance and Operation</b>					
Administration .....	\$ 618.31	\$	\$ 625.00	\$ 657.00	\$ 657.00
<b>Services Other Than Personal</b>					
Captain's Mileage.....	78.24	9.04	25.00	120.00	120.00
Gas, Electricity and Water	95.83	61.20	95.00	135.00	135.00
Mechanical Expense.....	605.71	110.11	386.00	421.00	<del>400.00</del> 421.00
Miscellaneous Services.....	10.00			100.00	100.00
Telephone .....	68.15	39.70	70.00	<del>200.00</del> 125.00	<del>200.00</del> 125.00
<b>Supplies</b>					
Fire Hose.....	19.56	51.23	52.00	<del>400.00</del> 30.00	<del>400.00</del> 30.00
Miscellaneous Supplies and Materials .....	76.98	41.67	65.00	<del>525.00</del> 125.00	<del>525.00</del> 125.00
<b>Contributions, Awards and Fixed Obligations</b>					
Hydrant Service.....	1,708.16	997.50	1,710.00	1,710.00	1,710.00
Insurance—Equipment .....	60.31		59.00	65.00	65.00
Insurance—Liability .....	96.38		34.00	105.00	105.00
Insurance—Personal .....	328.60	350.31	351.00	<del>390.00</del> 375.00	<del>390.00</del> 375.00
Rent of Fire House.....	960.00	480.00	720.00	120.00	<del>60.00</del> 120.00
<b>Total Maintenance and Operation</b> .....	<b>\$ 4,726.23</b>	<b>\$ 2,140.76</b>	<b>\$ 4,192.00</b>	<b>\$ 4,088.00</b>	<b>\$ 4,088.00</b>
<b>Capital Outlay</b>					
<b>Equipment</b>					
Miscellaneous Equipment.....	\$ 30.71	\$	\$	<del>200.00</del> 100.00	<del>200.00</del> 100.00
<b>Structural and Non-structural Improvements</b>					
Real Estate Payments.....		66.50	6,028.00	600.00	<del>535.00</del> 600.00
<b>Total Capital Outlay</b> .....	<b>\$ 30.71</b>	<b>\$ 66.50</b>	<b>\$ 6,028.00</b>	<b>\$ 800.00</b>	<b>\$ 700.00</b>
<b>TOTAL LAGUNA</b> .....	<b>\$ 19,974.70</b>	<b>\$ 12,769.22</b>	<b>\$ 25,929.00</b>	<b>\$ 20,497.00</b>	<b>\$ 20,497.00</b>
				<i>21,457.00</i>	<i>21,311.00</i>

LOS ANGELES COUNTY BUDGET—1934-35

FIRE PROTECTION DISTRICTS—Continued

District	EXPENDITURES				
	Actual Prior Year 1932-33	Actual Current Year To 3-1-1934	Estimated Current Year 1933-34	Requested Fiscal Year 1934-35	Allowed Fiscal Year 1934-35
<b>LANCASTER</b>					
Salaries and Wages.....	\$ 474.70	\$ 284.64	\$ 450.00	\$ 970.00	\$ 970.00
<b>Maintenance and Operation</b>					
Administration .....	\$ 313.01	\$	\$ 305.00	\$ 332.00	\$ 332.00
<b>Services Other Than Personal</b>					
Hydrant Installations .....	13.65			<i>150.00</i>	<i>150.00</i>
Mechanical Expense.....	38.22	11.03	75.00	<i>500.00</i> <del>151.00</del> <i>100.00</i>	<del>151.00</del>
Miscellaneous Services.....	39.08			100.00	100.00
Telephone .....	42.00	28.00	45.00	50.00	50.00
<b>Supplies</b>					
Fire Hose.....		262.89	263.00	225.00	225.00
Hydrants .....	9.01			<i>60.00</i>	<i>60.00</i>
Miscellaneous Supplies and Materials .....	12.93	10.64	35.00	<i>210.00</i> <del>60.00</del> <i>210.00</i>	<del>60.00</del>
<b>Contributions, Awards and Fixed Obligations</b>					
Insurance—Equipment .....	46.40		45.00	47.00	47.00
Insurance—Liability .....	96.38		34.00	105.00	105.00
Insurance—Personal .....	95.00	93.69	94.00	94.00	<i>50.00</i> <del>94.00</del>
Pole Service.....	6.00	6.00	6.00	6.00	6.00
<b>Total Maintenance and Operation...</b>	<b>\$ 711.68</b>	<b>\$ 412.25</b>	<b>\$ 902.00</b>	<b>\$ <i>1,170.00</i></b>	<b>\$ <i>1,170.00</i></b>
<b>Capital Outlay</b>					
<b>Equipment</b>					
Miscellaneous Equipment.....	\$	\$ 15.59	\$ 42.00	\$ 450.00	\$ 450.00
<b>TOTAL LANCASTER.....</b>	<b>\$ 1,186.38</b>	<b>\$ 712.48</b>	<b>\$ 1,394.00</b>	<b>\$ <i>2,590.00</i></b>	<b>\$ <i>2,590.00</i></b>

**SPECIAL DISTRICT FUNDS**

**FIRE PROTECTION DISTRICTS—Continued**

District	EXPENDITURES				
	Actual Prior Year 1932-33	Actual Current Year To 3-1-1934	Estimated Current Year 1933-34	Requested Fiscal Year 1934-35	Allowed Fiscal Year 1934-35
<b>LAWNDALE</b>					
Salaries and Wages.....	\$ 8,142.76	\$ 5,255.47	\$ 8,316.00	\$ 8,311.00	\$ 8,311.00
<b>Maintenance and Operation</b>					
Administration.....	\$ 410.15	\$	\$ 400.00	\$ 436.00	\$ 436.00
<i>Alterations to Buildings</i> Services Other Than Personal					
Captain's Mileage.....	56.12	19.32	50.00	50.00	50.00
Gas, Electricity and Water.....	56.80	28.82	65.00	65.00	65.00
Mechanical Expense.....	151.20	48.34	350.00	350.00	296.00 <del>350.00</del>
Miscellaneous Services.....	7.50		40.00	40.00	40.00
Telephone.....	52.90	26.55	45.00	60.00	60.00
<b>Supplies</b>					
Fire Hose.....		62.91	150.00	243.00	163.00 <del>243.00</del>
Miscellaneous Supplies and Materials.....	33.67	23.27	105.00	180.00 <del>75.00</del>	180.00 <del>75.00</del>
<b>Contributions, Awards and Fixed Obligations</b>					
Hydrant Service.....	1,881.00	1,076.25	1,885.00	1,900.00	1,900.00
Insurance—Equipment.....	51.50		48.00	52.00	52.00
Insurance—Liability.....	96.38		87.00	105.00	105.00
Insurance—Personal.....	189.90	194.85	195.00	235.00 <del>195.00</del>	235.00 <del>195.00</del>
Taxes.....	.82	2.62	3.00		
<b>Total Maintenance and Operation.....</b>	<b>\$ 2,987.94</b>	<b>\$ 1,482.93</b>	<b>\$ 3,423.00</b>	<b>\$ <del>3,571.00</del></b>	<b>\$ <del>3,571.00</del></b>
<b>Capital Outlay</b>					
<b>Equipment</b>					
Miscellaneous Equipment.....	\$	\$	\$ 25.00	\$ 25.00	\$ 25.00
<b>TOTAL LAWNDALE.....</b>	<b>\$ 11,130.70</b>	<b>\$ 6,738.40</b>	<b>\$ 11,764.00</b>	<b>\$ 11,907.00</b>	<b>\$ <del>11,907.00</del></b>
				12,062.00	11,928.00

LOS ANGELES COUNTY BUDGET—1934-35

FIRE PROTECTION DISTRICTS—Continued

District	EXPENDITURES				
	Actual Prior Year 1932-33	Actual Current Year To 3-1-1934	Estimated Current Year 1933-34	Requested Fiscal Year 1934-35	Allowed Fiscal Year 1934-35
<b>LENNOX</b>					
Salaries and Wages.....	\$ 8,043.98	\$ 5,293.09	\$ 8,172.00	\$ 8,336.00	\$ 8,336.00
<b>Maintenance and Operation</b>					
Administration .....	451.78	\$	\$ 450.00	\$ 481.00	\$ 481.00
<b>Services Other Than Personal</b>					
Alterations to Building.....	31.97	10.33	24.00	75.00	75.00
Captain's Mileage.....	122.96	32.52	80.00	120.00	120.00
Gas, Electricity and Water.....	82.82	51.64	95.00	95.00	95.00
Hydrant Installations.....	234.42			160.00	Out 160.00
Mechanical Expense.....	448.80	66.55	145.00	525.00	325.00 525.00
Miscellaneous Services.....	10.00		20.00	80.00	80.00
Telephone .....	67.95	33.65	55.00	75.00	75.00
<b>Supplies</b>					
Fire Hose.....		311.09	887.00	115.00	115.00
Hydrants .....				20.00	Out 20.00
Miscellaneous Supplies and Materials .....	110.26	28.81	120.00	180.00	180.00
<b>Contributions, Awards and Fixed Obligations</b>					
Hydrant Service.....	1,893.90	1,137.50	1,950.00	2,360.00	2322.00 2,360.00
Insurance—Equipment .....	69.57		64.00	70.00	70.00
Insurance—Liability .....	96.38		87.00	105.00	105.00
Insurance—Personal .....	190.39	195.41	196.00	217.00	256.00 217.00
Rent of Fire House.....	491.61				
<b>Total Maintenance and Operation.....</b>	<b>\$ 4,302.81</b>	<b>\$ 1,867.50</b>	<b>\$ 4,173.00</b>	<b>\$ 4,603.00</b>	<b>\$ 4,603.00</b>
<b>Capital Outlay</b>					
<b>Equipment</b>					
Miscellaneous Equipment.....	\$ 64.16	\$	\$ 515.00	\$ 50.00 25.00	\$ 50.00 25.00
<b>Structural and Non-structural Improvements</b>					
Payment on Building.....	5,100.00				
<b>Total Capital Outlay.....</b>	<b>\$ 5,164.16</b>	<b>\$</b>	<b>\$ 515.00</b>	<b>\$ 50.00 25.00</b>	<b>\$ 50.00 25.00</b>
<b>TOTAL LENNOX.....</b>	<b>\$ 17,510.95</b>	<b>\$ 7,160.59</b>	<b>\$ 12,860.00</b>	<b>\$ 12,964.00</b>	<b>\$ 12,964.00</b>
				13,103.00	12,685.00

**SPECIAL DISTRICT FUNDS**

**FIRE PROTECTION DISTRICTS—Continued**

District	EXPENDITURES				
	Actual Prior Year 1932-33	Actual Current Year To 3-1-1934	Estimated Current Year 1933-34	Requested Fiscal Year 1934-35	Allowed Fiscal Year 1934-35
<b>LOMITA</b>					
Salaries and Wages.....	\$ 6,242.40	\$ 4,408.64	\$ 6,729.00	\$ 8,336.00	\$ 8,336.00
<b>Maintenance and Operation</b>					
Administration .....	\$ 380.85	\$	\$ 375.00	\$ 405.00	\$ 405.00
<b>Services Other Than Personal</b>					
Alterations to Buildings.....	284.42	171.08	200.00		
Captain's Mileage.....	25.96	3.60	50.00	84.00	84.00
Gas, Electricity and Water.....	71.09	39.43	85.00	85.00	85.00
Mechanical Expense.....	97.18	35.15	244.00	244.00	<del>244.00</del> 230.00
Miscellaneous Services.....	18.73		35.00	60.00	60.00
Telephone .....	54.61	29.95	47.00	60.00	60.00
<b>Supplies</b>					
Fire Hose.....	196.98			225.00	225.00
Miscellaneous Supplies and Materials .....	51.40	41.72	90.00	<del>90.00</del> 270.00	<del>90.00</del> 270.00
<b>Contributions, Awards and Fixed Obligations</b>					
Hydrant Service.....	138.00	80.50	138.00	170.00	170.00
Insurance—Equipment .....	60.31		59.00	61.00	61.00
Insurance—Liability .....	96.38		87.00	105.00	105.00
Insurance—Personal .....	151.53	165.77	166.00	<del>166.00</del> 236.00	<del>166.00</del> 236.00
<b>Total Maintenance and Operation.....</b>	<b>\$ 1,627.44</b>	<b>\$ 567.20</b>	<b>\$ 1,576.00</b>	<b>\$ 1,755.00</b>	<b>\$ 1,755.00</b>
<b>Capital Outlay</b>					
<b>Equipment</b>					
Miscellaneous Equipment.....	\$ 39.96	\$ 5.91	\$ 6.00	\$ 430.00	\$ 430.00
<b>TOTAL LOMITA.....</b>	<b>\$ 7,909.80</b>	<b>\$ 4,981.75</b>	<b>\$ 8,311.00</b>	<b>\$ 10,521.00</b>	<b>\$ 10,521.00</b>
				<i>2,005.00</i>	<i>1,991.00</i>
				<i>10,771.00</i>	<i>10,757.00</i>

District	EXPENDITURES				
	Actual Prior Year 1932-33	Actual Current Year To 3-1-1934	Estimated Current Year 1933-34	Requested Fiscal Year 1934-35	Allowed Fiscal Year 1934-35
<b>MAYWOOD</b>					
<b>Maintenance and Operation</b>					
Administration .....	\$ 37.00	\$	\$ 38.00	\$ 38.00	\$ 38.00
<b>Services Other Than Personal</b>					
Hydrant Installations.....	70.77	1.89	50.00	100.00	100.00
Fire Engine Service.....	50.00		200.00	700.00	700.00
<b>Supplies</b>					
Miscellaneous Supplies and Materials .....				20.00	20.00
<b>Contributions, Awards and Fixed Obligations</b>					
Hydrant Service.....				72.00	72.00
<b>Total Maintenance and Operation.....</b>	<b>\$ 157.77</b>	<b>\$ 1.89</b>	<b>\$ 288.00</b>	<b>\$ 930.00</b>	<b>\$ 930.00</b>
<b>TOTAL MAYWOOD.....</b>	<b>\$ 157.77</b>	<b>\$ 1.89</b>	<b>\$ 288.00</b>	<b>\$ 930.00</b>	<b>\$ 930.00</b>

LOS ANGELES COUNTY BUDGET—1934-35

FIRE PROTECTION DISTRICTS—Continued

District	EXPENDITURES				
	Actual Prior Year 1932-33	Actual Current Year To 3-1-1934	Estimated Current Year 1933-34	Requested Fiscal Year 1934-35	Allowed Fiscal Year 1934-35
<b>MIRAMONTE-FLORENCE-GRAHAM</b>					
Salaries and Wages.....	\$ 43,930.26	\$ 29,273.40	\$ 44,568.00	\$ 44,568.00	\$ 44,568.00
<b>Maintenance and Operation</b>					
Administration .....	\$ 1,528.04	\$	\$ 1,500.00	\$ 1,625.00	\$ 1,625.00
<b>Services Other Than Personal</b>					
Alterations to Buildings.....	358.92	207.43	242.00		
Captain's Mileage.....	58.68	77.36	160.00	240.00	240.00
Gas, Electricity and Water.....	256.04	140.00	275.00	275.00	275.00
Mechanical Expense.....	770.32	266.30	845.00	845.00	845.00
Miscellaneous Services.....	198.96	9.50	50.00	200.00	200.00
Telephone .....	209.08	144.25	217.00	230.00	230.00
<b>Supplies</b>					
Fire Hose.....	245.59	615.78	1,446.00	565.00	565.00
Hydrants .....		38.00	38.00		
Miscellaneous Supplies and Materials .....	192.70	130.69	300.00	660.00 300.00	660.00 300.00
<b>Contributions, Awards and Fixed Obligations</b>					
Hydrant Service.....	6,489.00	3,785.25	4,500.00	6,600.00	6,600.00
Insurance—Equipment .....	120.62		117.00	121.00	121.00
Insurance—Liability .....	192.76		173.00	210.00	210.00
Insurance—Personal .....	929.66	945.26	946.00	1026.00 946.00	1026.00 946.00
<b>Total Maintenance and Operation.....</b>	<b>\$ 11,550.37</b>	<b>\$ 6,359.82</b>	<b>\$ 10,809.00</b>	<b>\$ 12,157.00</b>	<b>\$ 12,157.00</b>
<b>Capital Outlay</b>					
<b>Equipment</b>					
Miscellaneous Equipment.....	\$ 49.92	\$	\$ 475.00	100.00 75.00	100.00 75.00
<b>Structural and Non-structural Improvements</b>					
Hose Racks.....			228.00		
<b>Total Capital Outlay.....</b>	<b>\$ 49.92</b>	<b>\$</b>	<b>\$ 703.00</b>	<b>\$ 100.00 75.00</b>	<b>\$ 100.00 75.00</b>
<b>TOTAL MIRAMONTE-FLORENCE- GRAHAM .....</b>	<b>\$ 55,530.55</b>	<b>\$ 35,633.22</b>	<b>\$ 56,080.00</b>	<b>\$ 56,800.00</b>	<b>\$ 56,800.00</b>
				57,265.00	57,050.00

**SPECIAL DISTRICT FUNDS**

**FIRE PROTECTION DISTRICTS—Continued**

District	EXPENDITURES				
	Actual Prior Year 1932-33	Actual Current Year To 3-1-1934	Estimated Current Year 1933-34	Requested Fiscal Year 1934-35	Allowed Fiscal Year 1934-35
<b>NORWALK</b>					
Salaries and Wages.....	\$ 7,764.31	\$ 5,323.78	\$ 8,246.00	\$ 8,246.00	\$ 8,246.00
<b>Maintenance and Operation</b>					
Administration .....	\$ 481.08	\$	\$ 475.00	\$ 513.00	\$ 513.00
<b>Services Other Than Personal</b>					
Captain's Mileage.....	51.56	10.20	35.00	160.00	160.00
Gas, Electricity and Water.....	70.02	35.40	65.00	100.00	100.00
Hydrant Installations.....		33.40	134.00	150.00	150.00
Mechanical Expense.....	361.73	64.04	167.00	430.00	<del>430.00</del> 330.00
Miscellaneous Services.....	13.00	4.38	19.00	<del>25.00</del> 325.00	<del>25.00</del> 325.00
Telephone .....	73.30	47.20	70.00	100.00	100.00
<b>Supplies</b>					
Fire Hose.....	18.62	21.60	22.00	<del>50.00</del> 60.00	<del>50.00</del> 60.00
Hydrants .....	36.04		70.00	40.00	40.00
Miscellaneous Supplies and Materials .....	33.58	5.41	75.00	<del>100.00</del> 200.00	<del>100.00</del> 200.00
<b>Contributions, Awards and Fixed Obligations</b>					
Hydrant Service.....	306.00	178.50	306.00	378.00	378.00
Insurance—Equipment .....	51.50		48.00	55.00	55.00
Insurance—Liability .....	96.38		34.00	105.00	105.00
Insurance—Personal .....	188.04	204.71	205.00	<del>205.00</del> 233.00	<del>205.00</del> 233.00
Rent of Fire House.....	1,020.00	765.00	1,020.00	1,020.00	1,020.00
<b>Total Maintenance and Operation.....</b>	<b>\$ 2,800.85</b>	<b>\$ 1,369.84</b>	<b>\$ 2,745.00</b>	<b>\$ <del>3,431.00</del> 3,869.00</b>	<b>\$ <del>3,431.00</del> 3,769.00</b>
<b>Capital Outlay</b>					
<b>Equipment</b>					
Miscellaneous Equipment.....	\$ 64.36	\$	\$	\$ 50.00	\$ 50.00
<b>TOTAL NORWALK.....</b>	<b>\$ 10,629.52</b>	<b>\$ 6,693.62</b>	<b>\$ 10,991.00</b>	<b>\$ <del>11,727.00</del> 12,165.00</b>	<b>\$ <del>11,727.00</del> 12,065.00</b>

LOS ANGELES COUNTY BUDGET—1934-35

FIRE PROTECTION DISTRICTS—Continued

District	EXPENDITURES				
	Actual Prior Year 1932-33	Actual Current Year To 3-1-1934	Estimated Current Year 1933-34	Requested Fiscal Year 1934-35	Allowed Fiscal Year 1934-35
<b>PALMDALE</b>					
Salaries and Wages.....	\$ 130.88	\$ 101.84	\$ 160.00	\$ 258.00	\$ 258.00
<b>Maintenance and Operation</b>					
Administration .....	\$ 7.71	\$	\$ 7.00	\$ 7.00	\$ 7.00
<b>Services Other Than Personal</b>					
Mechanical Expense.....	18.18	48.42	75.00	60.00	60.00
Miscellaneous Services.....			10.00	10.00	10.00
Telephone .....	30.30	20.10	30.00	35.00	35.00
<b>Supplies</b>					
Fire Hose.....	39.15				
Miscellaneous Supplies and Materials .....	10.15	3.41	20.00	15.00	15.00
<b>Contributions, Awards and Fixed Obligations</b>					
Hydrant Service.....			21.00	47.00	47.00
Insurance—Equipment .....	21.71		34.00	97.00	97.00
Insurance—Liability .....	96.38		53.00	53.00	53.00
Insurance—Personal .....	60.00	52.05			<del>50.00</del> 53.00
Interest on Equipment.....	1.75				
<b>Total Maintenance and Operation.....</b>	<b>\$ 285.33</b>	<b>\$ 123.98</b>	<b>\$ 250.00</b>	<b>\$ 324.00</b>	<b>\$ <del>321.00</del> 324.00</b>
<b>Capital Outlay</b>					
<b>Equipment</b>					
Fire Engine Payment.....	\$ 140.00	\$ 140.00	\$ 140.00	\$ 140.00	\$ 140.00
Miscellaneous Equipment.....	25.00				
<b>Total Capital Outlay.....</b>	<b>\$ 165.00</b>	<b>\$ 140.00</b>	<b>\$ 140.00</b>	<b>\$ 140.00</b>	<b>\$ 140.00</b>
<b>TOTAL PALMDALE.....</b>	<b>\$ 581.21</b>	<b>\$ 365.82</b>	<b>\$ 550.00</b>	<b>\$ 722.00</b>	<b>\$ <del>719.00</del> 722.00</b>

**SPECIAL DISTRICT FUNDS**

**FIRE PROTECTION DISTRICTS—Continued**

District	EXPENDITURES				
	Actual Prior Year 1932-33	Actual Current Year To 3-1-1934	Estimated Current Year 1933-34	Requested Fiscal Year 1934-35	Allowed Fiscal Year 1934-35
<b>PUENTE</b>					
Salaries and Wages.....	\$ 3,420.91	\$ 2,246.49	\$ 3,421.00	\$ 3,577.00	\$ <del>3,577.00</del> <sup>3,043.00</sup>
<b>Maintenance and Operation</b>					
Administration .....	\$ 245.16	\$	\$ 250.00	\$ 261.00	\$ 261.00
<b>Services Other Than Personal</b>					
Captain's Mileage.....	55.92	35.84	60.00	60.00	60.00
Gas, Electricity and Water.....	118.77	61.20	110.00	125.00	125.00
Mechanical Expense.....	81.19	27.01	273.00	<del>273.00</del> <sup>294.00</sup>	<del>273.00</del> <sup>294.00</sup>
Miscellaneous Services.....			25.00	25.00	25.00
Telephone .....	73.65	46.75	83.00	80.00	80.00
<b>Supplies</b>					
Fire Hose .....		21.60	75.00	<del>25.00</del> <sup>60.00</sup>	<del>25.00</del> <sup>60.00</sup>
Miscellaneous Supplies and Materials .....	31.69	15.00	60.00	50.00	50.00
<b>Contributions, Awards and Fixed Obligations</b>					
Hydrant Service.....	820.00	410.00	820.00	820.00	820.00
Insurance—Equipment .....	46.40		45.00	50.00	50.00
Insurance—Liability .....	96.38		34.00	105.00	105.00
Insurance—Personal .....	113.64	121.21	122.00	122.00	<del>122.00</del> <sup>103.00</sup>
Rent of Fire House.....	570.00	345.00	450.00	450.00	450.00
<b>Total Maintenance and Operation.....</b>	<b>\$ 2,252.80</b>	<b>\$ 1,083.61</b>	<b>\$ 2,407.00</b>	<b>\$ 2,446.00</b>	<b>\$ <del>2,446.00</del></b>
<b>Capital Outlay</b>					
<b>Equipment</b>					
Miscellaneous Equipment.....	\$	\$	\$	\$ 55.00	\$ <del>55.00</del> <sup>Out</sup>
<b>TOTAL PUENTE.....</b>	<b>\$ 5,673.71</b>	<b>\$ 3,330.10</b>	<b>\$ 5,828.00</b>	<b>\$ <del>6,078.00</del></b>	<b>\$ <del>6,078.00</del></b>

LOS ANGELES COUNTY BUDGET—1934-35

FIRE PROTECTION DISTRICTS—Continued

District	EXPENDITURES					
	Actual 1932-33 Prior Year	Actual To 3-1-1934 Current Year	Estimated 1933-34 Current Year	Requested 1934-35 Fiscal Year	Allowed 1934-35 Fiscal Year	
<b>SAN DIMAS</b>						
Salaries and Wages.....	\$ 2,597.68	\$ 1,657.08	\$ 2,666.00	\$ 2,965.00	\$ 2,965.00	
<b>Maintenance and Operation</b>						
<b>Administration</b> .....	\$ 248.25	\$	\$ 250.00	\$ 264.00	\$ 264.00	
<b>Services Other Than Personal</b>						
Captain's Mileage.....	72.76	28.76	55.00	60.00	60.00	
Gas, Electricity and Water.....	33.79	20.72	35.00	50.00	50.00	
Mechanical Expense.....	287.23	20.25	497.00	314.00	<del>314.00</del> 228.00	
Miscellaneous Services.....				10.00	10.00	
Telephone .....	76.50	45.15	80.00	80.00	80.00	
<b>Supplies</b>						
Miscellaneous Supplies and Materials .....	66.19	18.94	90.00	<del>65.00</del> 165.00	<del>65.00</del> 165.00	
Fire Hose.....			58.00			
Hydrants .....				10.00	10.00	
<b>Contributions, Awards and Fixed   Obligations</b>						
Hydrant Service.....	270.00	120.00	240.00	302.00	302.00	
Insurance—Equipment .....	55.21		52.00	60.00	60.00	
Insurance—Liability .....	96.38		34.00	105.00	105.00	
Insurance—Personal .....	94.94	140.58	141.00	141.00	<del>141.00</del> 133.00	
Interest on Equipment.....	14.00					
Rent of Fire House.....	240.00	180.00	240.00	240.00	240.00	
<b>Total Maintenance and Operation.....</b>	<b>\$ 1,555.25</b>	<b>\$ 574.40</b>	<b>\$ 1,772.00</b>	<b>\$ <del>1,701.00</del> 1,801.00</b>	<b>\$ <del>1,701.00</del> 1,707.00</b>	
<b>Capital Outlay</b>						
<b>Equipment</b>						
Miscellaneous Equipment.....	\$ 44.85	\$	\$	\$ 25.00	\$ 25.00	
Siren Payment.....	200.00					
<b>Total Capital Outlay.....</b>	<b>\$ 244.85</b>	<b>\$</b>	<b>\$</b>	<b>\$ 25.00</b>	<b>\$ 25.00</b>	
<b>TOTAL SAN DIMAS.....</b>	<b>\$ 4,397.78</b>	<b>\$ 2,231.48</b>	<b>\$ 4,438.00</b>	<b>\$ <del>4,691.00</del> 4,791.00</b>	<b>\$ <del>4,691.00</del> 4,697.00</b>	

**SPECIAL DISTRICT FUNDS**

**FIRE PROTECTION DISTRICTS—Continued**

District	EXPENDITURES				
	Actual Prior Year 1932-33	Actual Current Year To 3-1-1934	Estimated Current Year 1933-34	Requested Fiscal Year 1934-35	Allowed Fiscal Year 1934-35
<b>SANTA FE SPRINGS</b>					
Salaries and Wages.....	\$ 35,516.29	\$ 24,317.09	\$ 37,607.00	\$ <del>37,607.00</del> <sup>40,425.00</sup>	\$ <del>37,607.00</del> <sup>40,425.00</sup>
<b>Maintenance and Operation</b>					
Administration .....	\$ 1,765.50	\$	\$ 1,750.00	\$ 1,879.00	\$ 1,879.00
<b>Services Other Than Personal</b>					
Captain's Mileage.....	113.72	84.36	175.00	480.00	480.00
Extra Funds for Oil Fires.....				8,000.00	8,000.00
Gas, Electricity and Water.....	73.01	39.34	70.00	<del>230.00</del> <sup>450.00</sup>	<del>230.00</del> <sup>450.00</sup>
Hydrant Installations.....		285.35	244.00	1,250.00	1,250.00
Mechanical Expense.....	463.17	229.34	1,053.00	<del>1,092.00</del> <sup>1259.00</sup>	<del>1,092.00</del> <sup>1259.00</sup>
Miscellaneous Services.....	7.50			120.00	120.00
Telephone .....	216.15	164.15	245.00	350.00	350.00
<b>Supplies</b>					
Fire Hose.....		465.71	540.00		
Miscellaneous Supplies and Materials .....	227.61	224.75	500.00	<del>500.00</del> <sup>800.00</sup>	<del>500.00</del> <sup>800.00</sup>
Hydrants .....	30.52		529.00	160.00	160.00
<b>Contributions, Awards and Fixed Obligations</b>					
Insurance—Equipment .....	147.01		136.00	150.00	150.00
Insurance—Liability .....	192.76		68.00	210.00	210.00
Insurance—Personal .....	759.49	789.75	790.00	<del>790.00</del> <sup>873.00</sup>	<del>790.00</del> <sup>873.00</sup>
Interest on Equipment.....	157.80				
<b>Total Maintenance and Operation.....</b>	<b>\$ 4,154.24</b>	<b>\$ 2,282.75</b>	<b>\$ 6,100.00</b>	<b>\$ <del>15,211.00</del> <sup>16,581.00</sup></b>	<b>\$ <del>15,211.00</del> <sup>16,581.00</sup></b>
<b>Capital Outlay</b>					
<b>Equipment</b>					
Fire Engine Payment.....	\$ 2,630.00	\$	\$	\$	\$
Miscellaneous Equipment.....	32.95		500.00	500.00	500.00
<b>Total Capital Outlay.....</b>	<b>\$ 2,662.95</b>	<b>\$</b>	<b>\$ 500.00</b>	<b>\$ <del>500.00</del> <sup>10,500.00</sup></b>	<b>\$ <del>500.00</del> <sup>10,500.00</sup></b>
<b>TOTAL SANTA FE SPRINGS.....</b>	<b>\$ 42,333.48</b>	<b>\$ 26,599.84</b>	<b>\$ 44,207.00</b>	<b>\$ <del>53,318.00</del> <sup>67,506.00</sup></b>	<b>\$ <del>53,318.00</del> <sup>67,506.00</sup></b>

{
Structural and Non-structural  
Improvements  
Payment on Building
10,000.00    10,000.00

LOS ANGELES COUNTY BUDGET—1934-35

FIRE PROTECTION DISTRICTS—Continued

District	EXPENDITURES				
	Actual Prior Year 1932-33	Actual Current Year To 3-1-1934	Estimated Current Year 1933-34	Requested Fiscal Year 1934-35	Allowed Fiscal Year 1934-35
<b>WALNUT PARK</b>					
Salaries and Wages.....	\$ 11,872.09	\$ 8,043.48	\$ 12,318.00	\$ 12,308.00	\$ 12,308.00
<b>Maintenance and Operation</b>					
Administration.....	\$ 558.17	\$	\$ 550.00	\$ 594.00	\$ 594.00
<b>Services Other Than Personal</b>					
Alterations to Buildings.....				<i>170.00</i> <del>150.00</del> <i>170.00</i>	150.00
Gas, Electricity and Water.....	68.68	34.80	65.00	100.00	100.00
Hydrant Installations.....	728.06	115.74	2,112.00	<i>1600.00</i> <del>1,200.00</del> <i>1600.00</i>	1,200.00
Mechanical Expense.....	440.02	110.80	449.00	449.00	<i>353.00</i> <del>449.00</del>
Miscellaneous Services.....	124.96	10.00	50.00	<i>175.00</i> <del>125.00</del> <i>175.00</i>	125.00
Telephone.....	73.51	46.00	70.00	85.00	85.00
<b>Supplies</b>					
Fire Hose.....	211.97	254.20	376.00	225.00	225.00
Miscellaneous Supplies and Materials.....	98.09	15.60	80.00	<i>226.00</i> <del>150.00</del> <i>226.00</i> <i>175.00</i>	<i>150.00</i> <del>150.00</del> <i>150.00</i> <i>175.00</i>
<b>Contributions, Awards and Fixed Obligations</b>					
Hydrant Service.....	508.50	297.50	515.00	<i>528.00</i> <del>510.00</del> <i>528.00</i>	510.00
Insurance—Equipment.....	69.57		64.00	70.00	70.00
Insurance—Liability.....	96.38		107.00	110.00	110.00
Insurance—Personal.....	273.03	296.18	297.00	<i>338.00</i> <del>297.00</del> <i>338.00</i>	297.00
Interest on Equipment.....	145.80				
Rent of Fire House.....	195.00				
<b>Total Maintenance and Operation.....</b>	<b>\$ 3,591.74</b>	<b>\$ 1,180.82</b>	<b>\$ 4,735.00</b>	<b>\$ <del>4,065.00</del> <i>4,945.00</i></b>	<b>\$ <del>4,065.00</del> <i>4,849.00</i></b>
<b>Capital Outlay</b>					
<b>Equipment</b>					
Fire Engine Payment.....	\$ 2,430.00	\$	\$	\$	\$
Miscellaneous Equipment.....	152.08		412.00	<i>120.00</i> <del>125.00</del> <i>120.00</i>	125.00
<b>Total Equipment.....</b>	<b>\$ 2,582.08</b>	<b>\$</b>	<b>\$ 412.00</b>	<b>\$ <del>125.00</del> <i>120.00</i></b>	<b>\$ <del>125.00</del> <i>120.00</i></b>
<b>Structural and Non-structural Improvements</b>					
Fire Station Payment.....	\$ 8,871.68	\$	\$	\$	\$
Landscaping, Trees and Shrubs.....	4.60				
<b>Total Structural and Non-structural Improvements.....</b>	<b>\$ 8,876.28</b>	<b>\$</b>	<b>\$</b>	<b>\$</b>	<b>\$</b>
<b>Total Capital Outlay.....</b>	<b>\$ 11,458.36</b>	<b>\$</b>	<b>\$ 412.00</b>	<b>\$ <del>125.00</del> <i>120.00</i></b>	<b>\$ <del>125.00</del> <i>120.00</i></b>
<b>TOTAL WALNUT PARK.....</b>	<b>\$ 26,922.19</b>	<b>\$ 9,224.30</b>	<b>\$ 17,465.00</b>	<b>\$ <del>16,498.00</del> <i>17,343.00</i></b>	<b>\$ <del>16,498.00</del> <i>17,227.00</i></b>
<b>GRAND TOTAL FIRE PROTECTION DISTRICTS.....</b>	<b>\$ 460,597.97</b>	<b>\$ 267,068.53</b>	<b>\$ 448,752.00</b>	<b>\$ <del>466,574.00</del> <i>492,347.60</i></b>	<b>\$ <del>466,574.00</del> <i>488,920.60</i></b>

**SPECIAL DISTRICT FUNDS**

# Flood Control District

**APPROPRIATIONS** ~~\$4,023,200.00~~ *4,033,841.67*

Classification	EXPENDITURES				
	Actual Prior Year 1932-33	Actual Current Year To 3-1-1934	Estimated Current Year 1933-34	Requested Fiscal Year 1934-35	Allowed Fiscal Year 1934-35
<b>SALARIES AND WAGES</b>					
<b>Title of Position</b>		<b>Rate of Pay</b>			
		<b>A</b>	<b>B</b>	<b>C</b>	
1 Chief Engineer—per annum.....		\$10,000	\$10,000	\$10,000	
1 Secretary, Chief Engineer.....		180	190	200	
1 Construction Superintendent.....		375	400	425	
1 Office Engineer.....		375	400	425	
1 Chief Designer.....		350	375	400	
1 Resident Engineer, San Gabriel Dam .....		350	375	400	
1 Right of Way Engineer.....		330	340	350	
1 Chief Surveyor.....		300	310	325	
1 Chief Hydrographer .....		330	340	350	
1 Consulting Engineer.....		350	350	350	
1 Chief Accountant.....		250	260	275	
3 Resident Engineers.....		350	360	375	
3 Resident Engineers.....		300	310	325	
1 Testing Engineer.....		260	280	300	
11 Chief of Party.....		225	235	250	
6 Designing Engineers.....		250	260	275	
9 Designing Engineers.....		225	235	250	
4 Hydrographers .....		250	260	275	
1 Asst. Right of Way Engineer...		250	260	275	
1 Asst. Construction Superin- tendent .....		250	260	275	
4 Right of Way Men.....		225	235	250	
1 Paymaster .....		200	225	250	
2 Junior Accountants.....		180	190	200	
3 Asst. Hydrographers.....		200	210	220	
32 Sr. Draftsmen .....		200	210	220	
1 Chief Fire Warden, San Gabriel		200	200	200	
1 Special Agent.....		200	200	200	
15 Instrumentmen .....		175	180	190	
6 Dam Tenders.....		175	175	175	
1 Payroll Clerk.....		165	170	175	
8 Construction Inspectors.....		175	180	190	
4 Asst. Testing Engineers.....		175	180	190	
1 Bookkeeping Machine Operator		155	160	165	
2 Sr. Clerks.....		145	150	155	
1 Chauffeur (No Overtime) .....		140	145	150	
46 Chainmen .....		130	135	140	
1 Typist Clerk.....		130	135	140	
1 Asst. Clerk.....		115	120	125	
4 Asst. Stenographers .....		115	120	125	
1 Telephone Operator Clerk.....		115	120	125	
9 Asst. Typist Clerks.....		115	120	125	
1 Messenger .....		75	80	85	
7 Shovel Operators (Steam) per day .....		10.00	10.00	10.00	
3 Shovel Operators (Steam) per day .....		10.00	10.00	10.00	

LOS ANGELES COUNTY BUDGET—1934-35

FLOOD CONTROL DISTRICT—Continued

Classification	EXPENDITURES				
	Actual Prior Year 1932-33	Actual Current Year To 3-1-1934	Estimated Current Year 1933-34	Requested Fiscal Year 1934-35	Allowed Fiscal Year 1934-35
<b>SALARIES AND WAGES—Continued</b>					
<b>Title of Position</b>	<b>Rate of Pay</b>				
	<b>A</b>	<b>B</b>	<b>C</b>		
20 Shovel Operators Asst. (Steam) per day.....	\$ 6.25	\$ 6.25	\$ 6.25		
2 Cranemen .....	165	165	165		
10 Cooks ..... F.M.	100	100	100		
5 Camp Flunkies..... F.M.	75	75	75		
2 Construction Foremen...per day	10.00	10.00	10.00		
50 Construction Foremen...per day	7.00	7.00	7.00		
6 Construction Foremen...per day	8.00	8.00	8.00		
4 Construction Foremen...per day	9.00	9.00	9.00		
6 Pile Driver Engineers...per day	7.50	7.50	7.50		
6 Locomotive Engineers...per day	7.50	7.50	7.50		
20 Pile Driver Men.....per day	6.50	6.50	6.50		
20 Pile Driver Men.....per day	5.50	5.50	5.50		
2 Shovel Operators (Gas)...per day	8.00	8.00	8.00		
4 Caterpillar Tractor Operators .....per day	6.50	6.50	6.50		
10 Sub-Foremen .....per day	5.00	5.00	5.00		
10 Sub-Foremen .....per day	5.50	5.50	5.50		
15 Pumpmen .....per day	5.50	5.50	5.50		
2 Warehouse Foremen .....per day	7.50	7.50	7.50		
6 Mechanics .....per day	7.00	7.00	7.00		
6 Mechanic Helpers.....per day	5.00	5.00	5.00		
5 Blacksmiths .....per day	7.00	7.00	7.00		
30 Miners—Dry Work .....per day	5.00	5.00	5.00		
10 Miners—Wet Work .....per day	6.00	6.00	6.00		
35 Rough Carpenters.....per day	6.50	6.50	6.50		
10 Finish Carpenters.....per day	8.00	8.00	8.00		
12 Pile Framers.....per day	5.50	5.50	5.50		
85 Skilled Laborers.....per day	5.00	5.00	5.00		
Laborers .....per day	3.00	3.00	3.00		
Laborers .....per day	3.50	3.50	3.50		
625 Laborers .....per day	4.00	4.00	4.00		
6 Truck Drivers.....per day	5.75	5.75	5.75		
2 Caretakers .....per day	4.50	4.50	4.50		
3 Dam Tenders (Part Time).....	25	25	25		
2 Rainfall Station Oper. (Part Time).....	25	25	25		
4 Rainfall Station Oper. (Part Time).....	50	50	50		
10 Jr. Hydrographers.....	175	180	190		
1 Materialman .....	175	180	190		
1 Camp Steward..... F.M.	125	135	140		
or .....	165	175	180		
1 Forest Service Supervisor.....	145	145	145		
2 Field Right of Way Men...per day	8.00	8.00	8.00		
1 Fire Warden, San Gabriel Dam No. 2.....	150	150	150		
1000 Laborers.....per hour	.30	.30	.30		
18 Construction Inspectors...per day	7.00	7.00	7.00		
1 Map File Clerk.....	165	175	185		
1 Inventory Clerk.....	175	180	190		

**SPECIAL DISTRICT FUNDS**

**FLOOD CONTROL DISTRICT—Continued**

Classification	EXPENDITURES				
	Actual Prior Year 1932-33	Actual Current Year To 3-1-1934	Estimated Current Year 1933-34	Requested Fiscal Year 1934-35	Allowed Fiscal Year 1934-35
<b>SALARIES AND WAGES—Continued</b>					
<b>Title of Position</b>	<b>Rate of Pay</b>				
	<b>A</b>	<b>B</b>	<b>C</b>		
2 Geologists .....per day	\$ 7.00	\$ 7.00	\$ 7.00		
1 Watchman .....	137.51	137.51	137.51		
1 Resident Engineer, San Gabriel	450.00	500.00	550.00		
1 Hollerith Operator.....per day	5.00	5.00	5.00		
1 Asst. Hollerith Operator, per day .....	5.00	5.00	5.00		
2 Clerks .....per day	4.00	4.00	4.00		
1 Clerk .....	115.00	120.00	125.00		
2 Clerks, Special.....	130.00	135.00	140.00		
1 Cost Engineer.....	175.00	180.00	190.00		
1 Estimator .....	200.00	210.00	220.00		
1 Estimator .....per day	8.00	8.00	8.00		
4 Resident Engineers.....per day	9.00	9.00	9.00		
6 Linemen .....per day	5.50	5.50	5.50		
30 Temporary Hydrographers, per day.....	4.00	4.00	4.00		
10 Temporary Hydrographers, per day .....	5.00	5.00	5.00		
10 Temporary Hydrographers, per day .....	6.50	6.50	6.50		
1 Construction Engineer.....	400.00	400.00	400.00		
1 Chief Inspector .....per day	9.00	9.00	9.00		

NOTE: Salaries and Wages are included in the appropriation allowed for each project.

**LOS ANGELES COUNTY BUDGET—1934-35**

**FLOOD CONTROL DISTRICT—Continued**

District	EXPENDITURES				
	Actual Prior Year 1932-33	Actual Current Year To 3-1-1934	Estimated Current Year 1933-34	Requested Fiscal Year 1934-35	Allowed Fiscal Year 1934-35
<b>MAINTENANCE AND OPERATION</b>					
<b>Clearing, Grubbing and Scarifying Channels</b>					
Clearing and Grubbing Channels..\$	45,892.73	\$ 52,048.77	\$ 53,000.00	\$ 65,000.00	\$ 65,000.00
Scarifying and Ditching.....	1,979.37	13,404.45	15,000.00		
<b>Maintenance of Permanent Channel Improvements</b>					
San Gabriel River.....				30,000.00	30,000.00
Los Angeles River.....	1,002.29			2,500.00	2,500.00
Rubio Wash.....	730.26	83.60	85.00		
Los Angeles River.....		88.08	100.00		
Big Dalton Wash.....	47.29				
Los Angeles River.....		5,367.86	15,000.00	50,000.00	50,000.00
Altadena Storm Drain.....	6.82				
Sycamore Wash.....	326.81	334.93	600.00		
Puddingstone Channel.....	18.00	51.24	55.00		
Santa Monica Canyon.....	227.47				
Burbank Wash.....	30.23	.18	1.00		
<b>Maintenance of Temporary Channel Improvements</b>					
Rio Hondo.....	510.64	2,831.21	2,850.00	8,000.00	8,000.00
San Gabriel River.....	1,291.52	9,145.02	11,000.00	17,000.00	17,000.00
Verdugo Wash.....	390.65	1,564.95	2,000.00		
Los Angeles River.....	6,357.55	3,664.61	4,000.00	6,700.00	6,700.00
Little Dalton Wash.....	901.91	381.31	1,200.00	15,000.00	15,000.00
Rubio Wash.....	6,197.54	1,942.29	2,000.00	14,000.00	14,000.00
Los Angeles River.....	3,514.12	256.79	300.00		
Big Dalton Wash.....		493.56	500.00	11,000.00	11,000.00
Ballona Creek.....	415.43	476.95	1,000.00	7,500.00	7,500.00
San Dimas Wash.....		52.55	60.00	4,000.00	4,000.00
Los Angeles River.....	361.91	4,426.16			
Los Angeles River.....	1,199.33	395.33	400.00	50,000.00	50,000.00
Los Angeles River.....	137.09		10,000.00	5,000.00	5,000.00
Walnut Wash.....	27.54	165.94	700.00	30,000.00	30,000.00
Charter Oak Wash.....		11.40	15.00	2,500.00	2,500.00
Charter Oak Wash.....		385.89	390.00		
Pacoima Wash.....	13.02			2,000.00	2,000.00
Thompson Creek.....	2.72			1,500.00	1,500.00
Eaton Wash.....	1,605.23	1,484.06	1,500.00	27,000.00	27,000.00
Alhambra Wash.....	2,235.32	1,760.16	1,800.00	16,000.00	16,000.00
San Pasqual Wash.....	930.84	43.56	50.00	4,000.00	4,000.00
Hay Canyon.....		670.13	700.00		
Compton Creek.....	198.20	35.28	40.00		
San Jose Creek.....	749.27	368.21	380.00	10,000.00	10,000.00
Sawpit Canyon and Wash.....	15.35			7,000.00	7,000.00
Santa Anita Wash.....				1,500.00	1,500.00
Santa Clara River.....				3,000.00	3,000.00
Santa Clara River.....	1,331.40	42.06	50.00		
Sand Canyon.....	402.33	1.14	2.00		
Violin Canyon.....				1,500.00	1,500.00
Towsley Canyon.....	19.19				

**SPECIAL DISTRICT FUNDS**

**FLOOD CONTROL DISTRICT—Continued**

District	EXPENDITURES				
	Actual Prior Year 1932-33	Actual Current Year To 3-1-1934	Estimated Current Year 1933-34	Requested Fiscal Year 1934-35	Allowed Fiscal Year 1934-35
<b>MAINTENANCE AND OPERATION—Continued</b>					
<b>Maintenance of Temporary Channel Improvements—Continued</b>					
San Francisquito Canyon.....\$	13.13	\$	\$	\$	\$
Coyote Creek.....		702.39	710.00	1,600.00	1,600.00
Marshall Canyon and Wash.....					
Sycamore Wash.....	296.86				
Big Tujunga Canyon.....	277.97	1.66	2.00		
East Canyon.....		4.56	5.00		
May Canyon.....	106.37	151.80	160.00		
Various .....				50,000.00	50,000.00
<b>Hydrographic Work — Operation of Dams and Spreading Grounds</b>					
Operation of Dams and Debris.....	30,214.41	15,330.61	29,000.00	41,800.00	41,800.00
Operation of Spreading Grounds..	161.69	692.00	2,825.00		
General Hydrographic Work.....	36,801.73	26,958.64	51,170.00	55,000.00	55,000.00
<b>Repairs to Buildings and Equipment</b>					
Buildings, Equipment, Repairs.....	49,500.51	19,505.96	30,000.00	25,000.00	25,000.00
<b>Clearing and Cleaning Reservoirs</b>					
Altadena Storm Drain — Clearing Debris Basin.....				1,000.00	1,000.00
Elmwood Canyon, Clean Check Dams .....				1,500.00	1,500.00
Childs Canyon—Clean Check Dams .....				2,000.00	2,000.00
Various .....	4,181.38	10,359.09	17,500.00		
<b>Maintenance and Repairs on Dams</b>					
Big Dalton.....	15.33			1,500.00	1,500.00
Pacoima .....	9,020.93	3.63	5.00	1,000.00	1,000.00
Devil's Gate.....	28.73	.53	1.00	1,700.00	1,700.00
Santa Anita.....	9.39			2,000.00	2,000.00
Sawpit .....	859.27	25.32	30.00	3,000.00	3,000.00
Live Oak.....	16.27				
San Dimas.....	30.59				
Sierra Madre.....	11,775.48	5,791.86	18,000.00		
Puddingstone .....	39.22	3.74	5.00		
Thompson Creek.....	10.36				
Sunset Canyon.....	57.02	.21	1.00		
Big Tujunga No. 1.....	24.94				
Haines Canyon Debris.....				8,500.00	8,500.00
<b>Emergency Work—Flood and Fire</b>					
Emergency Work During Flood or Fire.....	6,710.03	9,317.73	9,500.00	25,000.00	25,000.00
Emergency Flood Patrol.....	2,120.97	4,247.28	4,500.00	15,000.00	15,000.00
<b>Operation and Maintenance of Mountain Telephone System</b>					
Operation and Maintenance.....	6,151.50	3,495.55	7,400.00	6,400.00	6,400.00

**LOS ANGELES COUNTY BUDGET—1934-35**

**FLOOD CONTROL DISTRICT—Continued**

District	EXPENDITURES				
	Actual Prior Year 1932-33	Actual Current Year To 3-1-1934	Estimated Current Year 1933-34	Requested Fiscal Year 1934-35	Allowed Fiscal Year 1934-35
<b>MAINTENANCE AND OPERATION—Continued</b>					
<b>Railway Track Maintenance</b>					
San Gabriel River.....	\$ 1,926.78	\$	\$	\$	\$
San Gabriel River.....		2,003.19	2,200.00		
Los Angeles River.....	1,223.89	45.33	1,200.00		
Los Angeles River.....	795.34	322.51	1,500.00		
Various .....				5,000.00	5,000.00
<b>TOTAL MAINTENANCE AND OPERATION .....</b>	<b>\$ 241,439.46</b>	<b>\$ 200,941.26</b>	<b>\$ 300,492.00</b>	<b>\$ <del>638,700.00</del> 652,800.00</b>	<b>\$ <del>638,700.00</del> 607,800.00</b>
<b>CAPITAL OUTLAY</b>					
<b>Permanent Channel Improvements</b>					
<b>Los Angeles River</b>					
Dayton to Fletcher.....	\$ 9,814.72	\$ 23.62	\$ 25.00	\$	\$
Dayton to Fletcher.....				30,000.00	30,000.00
Laurel Canyon Blvd. to Laurel Grove Avenue.....	88.50	5.16	6.00		
Balboa Avenue to Owensmouth.....	8,966.90	13,426.24	13,500.00		
Fulton Avenue 1000 Ft. Upstream..				7,500.00	<del>7,500.00</del> <i>Out</i>
Soto to Downey Road.....	48,023.17	133.64	150.00		
Del Amo to Cerritos Trestle.....	194,793.13	9,154.48	9,200.00		
Orange Avenue to Pacific Electric..	1,554.35				
Artesia Avenue to Orange Street....	4,809.10				
Stewart and Gray Road to Rio Hondo .....	39,980.68	41,701.72	175,000.00		
Cerritos Trestle—Southerly 2000 Ft. ....	11.85				
<b>San Gabriel River</b>					
Alamitos Bay Outlet.....	254,988.49	50,576.65	133,430.00	518,000.00	<del>518,000.00</del> <i>173,000.00</i>
Washington to Downey Road.....	108.04	6.96	7.00		
P. E. Bridge, Newport Line (One-half Cost).....	474.93				
Whittier Boulevard to A.T. & S.F... Union Pacific R.R. Upstream.....			40,000.00	50,000.00	<del>50,000.00</del> <i>Out</i>
<b>Ballona Creek</b>					
Rimpau to Culver.....	1,319.90	41,984.63	42,500.00		
La Brea to Redondo Blvd.....			84,700.00		
Redondo Blvd. to Cochran Avenue				100,000.00	100,000.00
Santa Anita Wash—Foothill and Sierra Madre Wash.....		2.52	3.00		
Little Dalton Wash—Grand Ave- nue to Citrus Avenue.....		323.81	400.00	83,000.00	83,000.00
Emerald Wash—Live Oak Dam.....	29.97	27.73	30.00		
<b>Burbank Wash</b>					
Victory Boulevard.....	4,336.62	28.52	30.00		
Linden Avenue.....				6,000.00	6,000.00
<b>Verdugo Wash</b>					
Louise to Brand.....	27,241.00	41.93	50.00		
Central to Pacific.....	10.77	28.98	10,100.00		
Debris Basin at Glendale City Limits .....	1,159.81	661.87	1,000.00		

**SPECIAL DISTRICT FUNDS**

**FLOOD CONTROL DISTRICT—Continued**

District	EXPENDITURES				
	Actual Prior Year 1932-33	Actual Current Year To 3-1-1934	Estimated Current Year 1933-34	Requested Fiscal Year 1934-35	Allowed Fiscal Year 1934-35
<b>CAPITAL OUTLAY—Continued</b>					
<b>Permanent Channel Improvements—Continued</b>					
<b>Verdugo Wash—Continued</b>					
Pacific to Kenilworth.....	\$	\$	\$	\$ 43,500.00	\$ 43,500.00
Del Valle Ave. to Canada Blvd.....				90,000.00	<i>Out</i> 90,000.00
Pickens Canyon.....		618.33	1,000.00		
Hall-Beckley Canyon Debris Basin		642.28	1,000.00		
Blanchard Canyon.....		33.60	40.00		
<i>La Crescenta and adjoining Areas</i>					
<b>Sycamore Canyon and Wash</b>				<i>250,000.00</i>	<i>250,000.00</i>
Conduit Through Forest Lawn.....	1,843.14	59.21			
Rosslyn Street to Los Angeles River .....				50,000.00	<i>Out</i> <del>50,000.00</del>
Santa Monica Channel—Near Rus- tie Road.....				2,500.00	<i>Out</i> <del>2,500.00</del>
<b>Compton Creek</b>					
Alameda Street to Los Angeles River .....	500.81	731.62	750.00		
Alameda Street, 1000 Ft. Easterly	62.20	26.53	30.00		
<b>Rubio Wash</b>					
Las Tunas Blvd.....	Cr. 153.37				
Longden Avenue to Rose Avenue..				16,500.00	<i>Out</i> <del>16,500.00</del>
<b>Arroyo Seco</b>					
Devil's Gate Dam to Colorado St.	3,345.64				
Howard St. to Devil's Gate Dam....		4,733.05	20,000.00		
Hay Canyon.....		533.25	1,500.00		
<b>May Canyon and Wash</b>					
Anita Street to Harding Avenue....	52.37				
Harding Street to Pacoima Wash..	1,430.35	4.60	5.00		
Thompson Creek—At Fulton Road..	134.45				
Hains Canyon—Debris Basin to Hillhaven Road .....	1,237.95	305.49	500.00		
Altadena Storm Drain at Loma Alta Drive .....	167.04				
<b>Temporary Channel Improvements</b>					
Los Angeles River:					
Dark Canyon Road.....		1,356.63	1,400.00		<i>6,000.00</i>
Western Ave. to Barham Blvd.....				10,000.00	10,000.00
Fulton Road.....	7,689.18	12.72	15.00		
Ethel Street to Diaz Street.....	2,152.49	7,030.93	7,200.00		
Vineland Avenue to Tujunga Avenue .....		979.47	3,500.00		
Lemon Street.....	136.93				
Dayton to 26th Street.....		34.80	100.00		
San Gabriel River:					
Telegraph Road to Easy Street.....	750.23	38.37	40.00		
Downey-Norwalk Road to San Jose Creek .....				<i>20,000.00</i> 15,000.00	<i>20,000.00</i> 15,000.00
Ballona Creek:					
Culver Blvd. to Vineyard Station	3,693.06	1,241.14	1,500.00		
Washington Blvd. to Centinella Street .....	3.13				
Sepulveda Blvd. to Inglewood Blvd. ....	152.18				

LOS ANGELES COUNTY BUDGET—1934-35

FLOOD CONTROL DISTRICT—Continued

District	EXPENDITURES				
	Actual Prior Year 1932-33	Actual Current Year To 3-1-1934	Estimated Current Year 1933-34	Requested Fiscal Year 1934-35	Allowed Fiscal Year 1934-35
<b>CAPITAL OUTLAY—Continued</b>					
<b>Temporary Channel Improvements—Continued</b>					
Ballona Creek—Continued:					
Redondo Blvd. to Washington St. \$		\$ 57.90	\$ 300.00	\$ 7,500.00	\$ <i>Out 2</i> 7,500.00
La Brea Avenue to Ocean.....					
Big Santa Anita Canyon—Live Oak to Sycamore Ave.....		3,111.00	3,200.00		
Little Dalton Wash — Broadway 2000 F. Upstream.....	14.18				
Santa Clara River—Long to Honby	1,394.32	75.66	80.00		
Little Rock Creek at Little Rock Postoffice .....	1,063.69	3,637.25	3,700.00		
Emerald Wash — Foothill Blvd.— La Verne.....	21.75				
Verdugo Wash:					
Between Upper and Lower					
Canada Bridges.....	136.00	15.04	20.00		
Shields Canyon.....		16.64	300.00		
Goss Canyon.....		10.32	200.00		
Cooks Canyon.....		218.30	1,400.00		
Dunsmuir Canyon.....		235.93	2,900.00		
Blanchard Canyon.....		50.30	600.00		
Blanchard Canyon Above Foot- Hill Blvd.....				6,000.00	<i>1000.00 2</i> 6,000.00
Puddingstone Diversion Dam—					
Additional Improvements					
Compton Creek—Alameda Avenue		39.28	50.00	5,500.00	<i>Out 2</i> 5,500.00
Rio Hondo:					
Valley Blvd. to Whittier Blvd.....	527.21	40.65	50.00		
Whittier Blvd. to San Gabriel Blvd. ....				8,000.00	8,000.00
Rubio Wash — S.P.R.R. to Mission Drive .....	4,190.52	4,065.38	4,100.00		
Alhambra Wash:					
Alhambra Road to Main Street....	1,100.94	119.75	120.00		
Valley Blvd. to San Gabriel Blvd.	523.47	21.63	25.00		
Ramona Blvd. to Newby Street....	14.59				
Main Street to Mission Road.....	11,604.32	2,022.72	2,100.00		
Devil's Gate Dam:					
Devil's Gate Dam to Colorado					
Street .....		2.24	10.00		
La Canada Diversion Channel.....		90.97	400.00		
Eaton Wash:					
Duarte Road to S.P.R.R.....	86.42				
Huntington Drive to Blanch St....	1,323.65	4,356.61	8,000.00		
Encinitas Ave. to Rio Hondo.....		939.56	10,000.00		
San Jose Creek:					
Ganessa Park to Bellevue Ave.....	1,883.64	995.56	1,000.00		
San Gabriel River to U.P.R.R.....				11,000.00	11,000.00
City Limits to A.T. & S.F. R.R.....	3,727.17	86.63	90.00		
Tujunga Wash:					
Riverside Drive to Vineland Ave.				3,000.00	3,000.00

**SPECIAL DISTRICT FUNDS**

**FLOOD CONTROL DISTRICT—Continued**

District	EXPENDITURES				
	Actual Prior Year 1932-33	Actual Current Year To 3-1-1934	Estimated Current Year 1933-34	Requested Fiscal Year 1934-35	Allowed Fiscal Year 1934-35
<b>CAPITAL OUTLAY—Continued</b>					
<b>Temporary Channel Improvements—Continued</b>					
Tujunga Wash—Continued					
Vicinity Strathern Street.....\$	\$	\$	\$	5,000.00	\$ 5,000.00 <i>Out?</i>
Haines Canyon Debris Basin to Tujunga Wash.....				11,000.00	<del>11,000.00</del> <i>6,000.00</i>
Calabasas Creek—Ventura Blvd. to Los Angeles River .....	167.02	105.43	110.00		
Arroyo Sequis at Reeder's Ranch..	10.21				
San Antonio Wash:					
Holt Avenue to County Line at Franklin .....		85.44			
<b>Dams and Debris Basins</b>					
Big Santa Anita Dam:					
Fish Screens.....	2,405.07	144.69	150.00		
Flood Lighting System .....	1,447.37	22.39	25.00		
Stilling Well .....		185.60	3,000.00		
Stop Valves .....				2,000.00	2,000.00
Sierra Madre Dam—Trash Rack....	92.62		100.00		
Live Oak Dam—Guniting Up- stream Face .....	21.99		25.00		
Sawpit Dam:					
Guniting Faces of Dam .....	562.09				
Caretaker's House and Trash Rack .....	1.05	.13	2,000.00		
Stop Valves .....				2,000.00	2,000.00
Verdugo Group:					
Debris Basin .....	8,958.39	2,160.71	3,000.00	50,000.00	50,000.00
Pickens Canyon Debris Basin.....		325.38	3,000.00		
Holl-Beckley Canyon Debris Basin .....		203.95	2,500.00		
Cooks Canyon Debris Basin .....		2.68	500.00		
Dunsmuir Canyon Debris Basin..		254.43	1,000.00		
Blanchard Canyon Check Dams....		1,673.96	3,000.00		
Blanchard Canyon Debris Basin..		138.92	2,000.00		
Puddingstone Diversion Dam:					
Trash Rack and Outlet Valve.....	1,939.78	40.23	50.00		
Additional Improvements .....	21.66				
Flood Lights .....	670.49	472.47	1,000.00		
San Dimas Dam:					
Guniting Faces of Dam.....	10.78				
Spillway Bridge and Flood Lights	550.53	319.67	1,500.00		
Devil's Gate Dam—Spillway Re- vision and Pave East Abutment....	9,017.73	148.42	200.00	200.00	200.00
Thompson Dam—Flood Lights.....	280.93	40.19	50.00		
Pacoima Dam—Flood Lights.....	2,408.12	41.31			
<b>Check Dams</b>					
Los Angeles River.....	6.69				
Santa Anita Wash:					
Check Dams.....	1,463.74	994.74	1,000.00		
Check Dams above Dam.....		16.72	20.00		

*← Brand Canyon Debris Basin*  
*← Nichols Canyon Debris Basin*

*110,000.00 110,000.00*  
*46,500.00 46,500.00*

**LOS ANGELES COUNTY BUDGET—1934-35**

**FLOOD CONTROL DISTRICT—Continued**

District	EXPENDITURES				
	Actual Prior Year 1932-33	Actual Current Year To 3-1-1934	Estimated Current Year 1933-34	Requested Fiscal Year 1934-35	Allowed Fiscal Year 1934-35
<b>CAPITAL OUTLAY—Continued</b>					
<b>Check Dams—Continued</b>					
Placentia Canyon:					
Check Dams.....	\$ 296.85	\$ 325.98	\$ 340.00		
Whitney Canyon Check Dams.....	2,098.78	218.40	230.00		
Wilson Canyon .....	1,788.97	86.69	100.00		
Verdugo Wash—Pickens Canyon..		35.76	40.00		
Weber Canyon .....		7.88	10.00		
Goss Canyon .....		64.90	70.00		
Cooks Canyon .....		7.36	10.00		
Wards Canyon .....		1,225.04	1,250.00		
Sycamore Canyon:					
Check Dams .....	1,249.39	22.46	30.00		
Ham Canyon .....	3,011.17	173.22	200.00		
Rubio Wash:					
Check Dams.....	1,274.50	105.62	110.00		
Las Flores Canyon .....	416.73	59.09	70.00		
Arroyo Seco:					
Gould Canyon .....		11.79	20.00		
Winery Canyon.....		49.83	60.00		
Hay Canyon.....		741.38	760.00		
Tujunga Group:					
Haines Canyon.....		193.12	200.00		
Blue Gum Canyon.....		2,725.76	2,800.00		
<b>Spreading Systems</b>					
Redondo Union High School Sump—Drainage Well.....	2,210.55	338.36	350.00		
<b>Railroads</b>					
Los Angeles River at 7th Street, Long Beach.....	4,334.54	85.01	90.00		
<b>Buildings and Equipment</b>					
Equipment .....	19,146.08	4,489.27	15,000.00	20,000.00	20,000.00
Buildings .....	1,887.12	.91	1,000.00	5,000.00	5,000.00
<b>Telephone System Extensions</b>					
Telephone Lines .....	583.04	8.17	10.00		
<b>Bond Projects</b>					
Thompson Creek Dam.....	619.27	408.90	600.00		
San Gabriel Project .....	243.50	8,391.11	30,000.00		
<b>TOTAL CAPITAL OUTLAY</b> .....	<b>\$ 717,718.33</b>	<b>\$ 223,873.27</b>	<b>\$ 664,936.00</b>	<b>\$ 1,158,200.00</b>	<b>\$ 1,158,200.00</b>
<b>WORKING FUNDS</b>					
Clearing Accounts, Payroll, Ware- house and General (Net).....	\$ 3,407.42	\$ 126,666.38	\$ 100,000.00	\$ 325,000.00	\$ 325,000.00
<b>SALVAGE AND EQUIPMENT</b>					
<b>SERVICE CHARGES</b> .....	Cr.\$39,096.12	Cr.\$61,508.97			
<b>TOTAL MAINTENANCE FUND</b> .....	<b>\$ 923,469.09</b>	<b>\$ 489,971.94</b>	<b>\$ 1,065,428.00</b>	<b>\$ 2,121,900.00</b>	<b>\$ 2,121,900.00</b>
<b>INTEREST AND DEBT</b>					
<b>REDEMPTION</b> .....	<b>\$ 1,832,597.51</b>	<b>\$ 1,441,951.80</b>	<b>\$ 1,975,831.26</b>	<b>\$ 1,901,300.00</b>	<b>\$ 1,901,300.00</b>
<b>TOTAL FLOOD CONTROL</b> <b>DISTRICT</b> .....	<b>\$ 2,756,066.60</b>	<b>\$ 1,931,923.74</b>	<b>\$ 3,041,259.26</b>	<b>\$ 4,023,200.00</b>	<b>\$ 4,023,200.00</b>

**SPECIAL DISTRICT FUNDS**

**Garbage Disposal Districts**

APPROPRIATIONS \$84,774.27

District	EXPENDITURES				
	Actual Prior Year 1932-33	Actual Current Year To 3-1-1934	Estimated Current Year 1933-34	Requested Fiscal Year 1934-35	Allowed Fiscal Year 1934-35
<b>BELVEDERE</b>					
<b>Maintenance and Operation</b>					
Collection of Garbage and Non-Combustible Rubbish .....	\$ 51,704.70	\$ 25,889.61	\$ 40,000.00	\$ 46,117.13	\$ 46,117.13
Collection and Disposal of Dead Animals .....	1,195.50	642.00	1,150.00	1,396.50	1,396.50
<b>TOTAL BELVEDERE</b> .....	<b>\$ 52,900.20</b>	<b>\$ 26,531.61</b>	<b>\$ 41,150.00</b>	<b>\$ 47,513.63</b>	<b>\$ 47,513.63</b>
<b>MESA HEIGHTS</b>					
<b>Maintenance and Operation</b>					
Collection of Garbage and Non-Combustible Rubbish .....	\$ 2,256.90	\$ 1,353.43	\$ 2,100.00	\$ 2,496.44	\$ 2,496.44
<b>WEST HOLLYWOOD-SHERMAN</b>					
<b>Maintenance and Operation</b>					
Collection of Garbage and Non-Combustible Rubbish .....	\$ 32,953.80	\$ 19,198.26	\$ 29,500.00	\$ 34,739.20	\$ 34,739.20
Collection and Disposal of Dead Animals .....	12.50	8.00	15.00	25.00	25.00
<b>TOTAL WEST HOLLYWOOD-SHERMAN</b> .....	<b>\$ 32,966.30</b>	<b>\$ 19,206.26</b>	<b>\$ 29,515.00</b>	<b>\$ 34,764.20</b>	<b>\$ 34,764.20</b>
<b>GRAND TOTAL GARBAGE DISPOSAL DISTRICT</b> .....	<b>\$ 88,123.40</b>	<b>\$ 47,091.30</b>	<b>\$ 72,765.00</b>	<b>\$ 84,774.27</b>	<b>\$ 84,774.27</b>

## Lighting Districts

APPROPRIATIONS ~~\$336,360.00~~ *\$ 336,685.00*

District	EXPENDITURES				
	Actual Prior Year 1932-33	Actual Current Year To 3-1-1934	Estimated Current Year 1933-34	Requested Fiscal Year 1934-35	Allowed Fiscal Year 1934-35
<b>ALTADENA</b>					
Maintenance and Operation					
Engineering, Administration and Records .....	\$ 67.32	\$ 37.94	\$ 100.00	\$ 200.00	\$ 200.00
Operation of 319 Lights.....	10,397.33	6,065.60	10,400.00	10,625.00	10,625.00
<b>TOTAL ALTADENA</b> .....	<b>\$ 10,464.65</b>	<b>\$ 6,103.54</b>	<b>\$ 10,500.00</b>	<b>\$ 10,825.00</b>	<b>\$ 10,825.00</b>
<b>ANGELES VISTA</b>					
Maintenance and Operation					
Engineering, Administration and Records .....	\$ 56.71	\$ 25.20	\$ 75.00	\$ 150.00	\$ 150.00
Operation of 45 Lights.....	2,355.40	1,299.33	2,225.00	2,300.00	2,300.00
<b>TOTAL ANGELES VISTA</b> .....	<b>\$ 2,412.11</b>	<b>\$ 1,324.53</b>	<b>\$ 2,300.00</b>	<b>\$ 2,450.00</b>	<b>\$ 2,450.00</b>
<b>ARTESIA</b>					
Maintenance and Operation					
Engineering, Administration and Records .....	\$ 65.34	\$ 37.94	\$ 75.00	\$ 150.00	\$ 150.00
Operation of 144 Lights.....	2,965.12	1,438.67	2,895.00	3,300.00	3,300.00
<b>TOTAL ARTESIA</b> .....	<b>\$ 3,030.46</b>	<b>\$ 1,476.61</b>	<b>\$ 2,970.00</b>	<b>\$ 3,450.00</b>	<b>\$ 3,450.00</b>
<b>ATHENS</b>					
Maintenance and Operation					
Engineering, Administration and Records .....	\$ 41.80	\$ 13.83	\$ 50.00	\$ 75.00	\$ 75.00
Operation of 25 Lights.....	1,326.81	772.97	1,350.00	1,325.00	1,325.00
<b>TOTAL ATHENS</b> .....	<b>\$ 1,368.61</b>	<b>\$ 786.80</b>	<b>\$ 1,400.00</b>	<b>\$ 1,400.00</b>	<b>\$ 1,400.00</b>
<b>BALDWIN PARK</b>					
Maintenance and Operation					
Engineering, Administration and Records .....	\$ 65.34	\$ 37.94	\$ 100.00	\$ 150.00	\$ 150.00
Operation of 316 Lights.....	6,294.69	3,563.93	6,500.00	6,975.00	6,975.00
<b>TOTAL BALDWIN PARK</b> .....	<b>\$ 6,360.03</b>	<b>\$ 3,601.87</b>	<b>\$ 6,600.00</b>	<b>\$ 7,125.00</b>	<b>\$ 7,125.00</b>
<b>BANDINI</b>					
Maintenance and Operation					
Engineering, Administration and Records .....	\$ 51.96	\$ 25.20	\$ 70.00	\$ 100.00	\$ 100.00
Operation of 41 Lights.....	2,170.97	1,267.22	2,200.00	2,170.00	2,170.00
<b>TOTAL BANDINI</b> .....	<b>\$ 2,222.93</b>	<b>\$ 1,292.42</b>	<b>\$ 2,270.00</b>	<b>\$ 2,270.00</b>	<b>\$ 2,270.00</b>

**SPECIAL DISTRICT FUNDS**

**LIGHTING DISTRICTS—Continued**

District	EXPENDITURES				
	Actual Prior Year 1932-33	Actual Current Year To 3-1-1934	Estimated Current Year 1933-34	Requested Fiscal Year 1934-35	Allowed Fiscal Year 1934-35
<b>BELL</b>					
Maintenance and Operation					
Engineering, Administration and Records .....	\$ 67.32	\$ 37.94	\$ 100.00	\$ 150.00	\$ 150.00
Operation of 422 Lights.....	8,511.87	4,636.32	6,900.00	7,850.00	7,850.00
<b>TOTAL BELL</b> .....	<b>\$ 8,579.19</b>	<b>\$ 4,674.26</b>	<b>\$ 7,000.00</b>	<b>\$ 8,000.00</b>	<b>\$ 8,000.00</b>
<b>BELLFLOWER</b>					
Maintenance and Operation					
Engineering, Administration and Records .....	\$ 67.32	\$ 37.94	\$ 100.00	\$ 100.00	\$ 100.00
Operation of 234 Lights.....	8,958.24	5,227.25	8,960.00	8,960.00	8,960.00
<b>TOTAL BELLFLOWER</b> .....	<b>\$ 9,025.56</b>	<b>\$ 5,265.19</b>	<b>\$ 9,060.00</b>	<b>\$ 9,060.00</b>	<b>\$ 9,060.00</b>
<b>BELVEDERE</b>					
Maintenance and Operation					
Engineering, Administration and Records .....	\$ 67.32	\$ 37.94	\$ 100.00	\$ 200.00	\$ 200.00
Operation of 684 Lights.....	11,895.45	6,839.67	12,100.00	13,900.00	13,900.00
<b>TOTAL BELVEDERE</b> .....	<b>\$ 11,962.77</b>	<b>\$ 6,877.61</b>	<b>\$ 12,200.00</b>	<b>\$ 14,100.00</b>	<b>\$ 14,100.00</b>
<b>BURLEIGH</b>					
Maintenance and Operation					
Engineering, Administration and Records .....	\$ 51.96	\$	\$	\$	\$
Operation of 91 Lights.....	1,315.77	108.81			
<b>TOTAL BURLEIGH</b> .....	<b>\$ 1,367.73</b>	<b>\$ 108.81</b>	<b>\$</b>	<b>\$</b>	<b>\$</b>
<b>CENTRAL GARDENS</b>					
Maintenance and Operation					
Engineering, Administration and Records .....	\$ 32.79	\$ 13.83	\$ 50.00	\$ 75.00	\$ 75.00
Operation of 35 Lights.....	1,852.37	314.06	1,850.00	1,855.00	1,855.00
<b>TOTAL CENTRAL GARDENS</b> .....	<b>\$ 1,885.16</b>	<b>\$ 327.89</b>	<b>\$ 1,900.00</b>	<b>\$ 1,930.00</b>	<b>\$ 1,930.00</b>
<b>CITY TERRACE</b>					
Maintenance and Operation					
Engineering, Administration and Records .....	\$ 67.33	\$ 37.94	\$ 100.00	\$ 150.00	\$ 150.00
Operation of 310 Lights.....	7,128.30	3,496.52	6,975.00	8,000.00	8,000.00
<b>TOTAL CITY TERRACE</b> .....	<b>\$ 7,195.63</b>	<b>\$ 3,534.46</b>	<b>\$ 7,075.00</b>	<b>\$ 8,150.00</b>	<b>\$ 8,150.00</b>

LOS ANGELES COUNTY BUDGET—1934-35

LIGHTING DISTRICTS—Continued

District	EXPENDITURES				
	Actual Prior Year 1932-33	Actual Current Year To 3-1-1934	Estimated Current Year 1933-34	Requested Fiscal Year 1934-35	Allowed Fiscal Year 1934-35
<b>CLEARWATER</b>					
Maintenance and Operation					
Engineering, Administration and Records .....	\$ 51.96	\$ 25.20	\$ 75.00	\$ 100.00	\$ 100.00
Operation of 104 Lights.....	4,411.40	2,538.51	4,325.00	<del>4,350.00</del> 4,350.00	<del>4,350.00</del> 4,350.00
<b>TOTAL CLEARWATER</b> .....	<b>\$ 4,463.36</b>	<b>\$ 2,563.71</b>	<b>\$ 4,400.00</b>	<b>\$ <del>4,450.00</del> 4,775.00</b>	<b>\$ <del>4,450.00</del> 4,775.00</b>
<b>CRESCENT HEIGHTS</b>					
Maintenance and Operation					
Engineering, Administration and Records .....	\$ 18.07	\$ 37.94	\$ 100.00	\$ 200.00	\$ 200.00
Operation of 399 Lights.....	4,058.51	2,212.41	4,700.00	6,600.00	6,600.00
<b>TOTAL CRESCENT HEIGHTS</b> .....	<b>\$ 4,076.58</b>	<b>\$ 2,250.35</b>	<b>\$ 4,800.00</b>	<b>\$ 6,800.00</b>	<b>\$ 6,800.00</b>
<b>CUDAHY</b>					
Maintenance and Operation					
Engineering, Administration and Records .....	\$ 32.79	\$ 13.83	\$ 75.00	\$ 75.00	\$ 75.00
Operation of 55 Lights.....	881.08	536.23	925.00	925.00	925.00
<b>TOTAL CUDAHY</b> .....	<b>\$ 913.87</b>	<b>\$ 550.06</b>	<b>\$ 1,000.00</b>	<b>\$ 1,000.00</b>	<b>\$ 1,000.00</b>
<b>DAVIDSON CITY</b>					
Maintenance and Operation					
Operation of 240 Lights.....	\$ 515.24	\$	\$	\$	\$
<b>DOWNEY</b>					
Maintenance and Operation					
Engineering, Administration and Records .....	\$ 51.96	\$ 25.20	\$ 100.00	\$ 100.00	\$ 100.00
Operation of 106 Lights.....	3,267.14	1,630.51	3,100.00	3,175.00	3,175.00
<b>TOTAL DOWNEY</b> .....	<b>\$ 3,319.10</b>	<b>\$ 1,655.71</b>	<b>\$ 3,200.00</b>	<b>\$ 3,275.00</b>	<b>\$ 3,275.00</b>
<b>DUARTE</b>					
Maintenance and Operation					
Engineering, Administration and Records .....	\$ 32.79	\$ 13.83	\$ 50.00	\$ 50.00	\$ 50.00
Operation of 18 Lights.....	586.15	341.42	585.00	585.00	585.00
<b>TOTAL DUARTE</b> .....	<b>\$ 618.94</b>	<b>\$ 355.25</b>	<b>\$ 635.00</b>	<b>\$ 635.00</b>	<b>\$ 635.00</b>

**SPECIAL DISTRICT FUNDS**

**LIGHTING DISTRICTS—Continued**

District	EXPENDITURES				
	Actual Prior Year 1932-33	Actual Current Year To 3-1-1934	Estimated Current Year 1933-34	Requested Fiscal Year 1934-35	Allowed Fiscal Year 1934-35
<b>EASTMONT</b>					
Maintenance and Operation					
Engineering, Administration and					
Records .....	\$ 67.32	\$ 37.94	\$ 100.00	\$ 150.00	\$ 150.00
Operation of 198 Lights.....	5,872.79	3,431.90	6,400.00	7,050.00	7,050.00
<b>TOTAL EASTMONT.....</b>	<b>\$ 5,940.11</b>	<b>\$ 3,469.84</b>	<b>\$ 6,500.00</b>	<b>\$ 7,200.00</b>	<b>\$ 7,200.00</b>
<b>FRUITLAND</b>					
Maintenance and Operation					
Engineering, Administration and					
Records .....	\$ 32.79	\$ 13.83	\$ 50.00	\$ 75.00	\$ 75.00
Operation of 29 Lights.....	853.85	498.57	855.00	850.00	850.00
<b>TOTAL FRUITLAND.....</b>	<b>\$ 886.64</b>	<b>\$ 512.40</b>	<b>\$ 905.00</b>	<b>\$ 925.00</b>	<b>\$ 925.00</b>
<b>GRAHAM</b>					
Maintenance and Operation					
Engineering, Administration and					
Records .....	\$ 67.32	\$ 37.94	\$ 100.00	\$ 200.00	\$ 200.00
Operation of 464 Lights.....	7,837.20	3,938.52	8,400.00	9,000.00	9,000.00
<b>TOTAL GRAHAM.....</b>	<b>\$ 7,904.52</b>	<b>\$ 3,976.46</b>	<b>\$ 8,500.00</b>	<b>\$ 9,200.00</b>	<b>\$ 9,200.00</b>
<b>HAWTHORNE</b>					
Maintenance and Operation					
Engineering, Administration and					
Records .....	\$ 41.80	\$	\$	\$	\$
Operation of 145 Lights.....	2,167.50	177.95			
<b>TOTAL HAWTHORNE.....</b>	<b>\$ 2,209.30</b>	<b>\$ 177.95</b>	<b>\$</b>	<b>\$</b>	<b>\$</b>
<b>HONDO</b>					
Maintenance and Operation					
Engineering, Administration and					
Records .....	\$ 41.81	\$ 13.83	\$ 75.00	\$ 75.00	\$ 75.00
Operation of 21 Lights.....	1,111.32	370.44	1,115.00	1,115.00	1,115.00
<b>TOTAL HONDO.....</b>	<b>\$ 1,153.13</b>	<b>\$ 384.27</b>	<b>\$ 1,190.00</b>	<b>\$ 1,190.00</b>	<b>\$ 1,190.00</b>
<b>INDUSTRIAL</b>					
Maintenance and Operation					
Engineering, Administration and					
Records .....	\$ 32.79	\$ 13.83	\$ 50.00	\$ 75.00	\$ 75.00
Operation of 51 Lights.....	1,560.72	910.42	1,600.00	1,650.00	1,650.00
<b>TOTAL INDUSTRIAL.....</b>	<b>\$ 1,593.51</b>	<b>\$ 924.25</b>	<b>\$ 1,650.00</b>	<b>\$ 1,725.00</b>	<b>\$ 1,725.00</b>

**LOS ANGELES COUNTY BUDGET—1934-35**

**LIGHTING DISTRICTS—Continued**

District	EXPENDITURES				
	Actual Prior Year 1932-33	Actual Current Year To 3-1-1934	Estimated Current Year 1933-34	Requested Fiscal Year 1934-35	Allowed Fiscal Year 1934-35
<b>JEFFERSON</b>					
<b>Maintenance and Operation</b>					
Engineering, Administration and Records .....	\$ 67.32	\$ 37.94	\$ 100.00	\$ 150.00	\$ 150.00
Operation of 420 Lights.....	22,384.41	12,914.56	22,120.00	22,200.00	22,200.00
<b>TOTAL JEFFERSON .....</b>	<b>\$ 22,451.73</b>	<b>\$ 12,952.50</b>	<b>\$ 22,220.00</b>	<b>\$ 22,350.00</b>	<b>\$ 22,350.00</b>
<b>KAGEL CANYON</b>					
<b>Maintenance and Operation</b>					
Engineering, Administration and Records .....	\$ 32.79	\$ 13.83	\$ 50.00	\$ 50.00	\$ 50.00
Operation of 20 Lights.....	588.00	354.44	590.00	590.00	590.00
<b>TOTAL KAGEL CANYON .....</b>	<b>\$ 620.79</b>	<b>\$ 368.27</b>	<b>\$ 640.00</b>	<b>\$ 640.00</b>	<b>\$ 640.00</b>
<b>KERN</b>					
<b>Maintenance and Operation</b>					
Engineering, Administration and Records .....	\$ 67.32	\$ 51.77	\$ 100.00	\$ 200.00	\$ 200.00
Operation of 715 Lights.....	16,444.15	9,218.70	16,900.00	19,500.00	19,500.00
<b>TOTAL KERN .....</b>	<b>\$ 16,511.47</b>	<b>\$ 9,270.47</b>	<b>\$ 17,000.00</b>	<b>\$ 19,700.00</b>	<b>\$ 19,700.00</b>
<b>LA CANADA</b>					
<b>Maintenance and Operation</b>					
Engineering, Administration and Records .....	\$ 51.95	\$ 25.20	\$ 75.00	\$ 75.00	\$ 75.00
Operation of 65 Lights.....	2,087.40	1,216.03	2,125.00	2,100.00	2,100.00
<b>TOTAL LA CANADA .....</b>	<b>\$ 2,139.35</b>	<b>\$ 1,241.23</b>	<b>\$ 2,200.00</b>	<b>\$ 2,175.00</b>	<b>\$ 2,175.00</b>
<b>LA CRESCENTA</b>					
<b>Maintenance and Operation</b>					
Engineering, Administration and Records .....	\$ 32.79	\$ 13.83	\$ 50.00	\$ 75.00	\$ 75.00
Operation of 30 Lights.....	590.28	343.70	600.00	590.00	590.00
<b>TOTAL LA CRESCENTA .....</b>	<b>\$ 623.07</b>	<b>\$ 357.53</b>	<b>\$ 650.00</b>	<b>\$ 665.00</b>	<b>\$ 665.00</b>
<b>LANCASTER</b>					
<b>Maintenance and Operation</b>					
Engineering, Administration and Records .....	\$ 52.19	\$ 25.20	\$ 75.00	\$ 100.00	\$ 100.00
Operation of 116 Lights.....	3,447.50	2,013.90	3,475.00	3,455.00	3,455.00
<b>TOTAL LANCASTER .....</b>	<b>\$ 3,499.69</b>	<b>\$ 2,039.10</b>	<b>\$ 3,550.00</b>	<b>\$ 3,555.00</b>	<b>\$ 3,555.00</b>

**SPECIAL DISTRICT FUNDS**

**LIGHTING DISTRICTS—Continued**

District	EXPENDITURES				
	Actual Prior Year 1932-33	Actual Current Year To 3-1-1934	Estimated Current Year 1933-34	Requested Fiscal Year 1934-35	Allowed Fiscal Year 1934-35
<b>LAWNDALE</b>					
Maintenance and Operation					
Engineering, Administration and Records .....	\$ 67.33	\$ 37.94	\$ 100.00	\$ 100.00	\$ 100.00
Operation of 220 Lights.....	5,130.66	2,647.61	3,750.00	3,775.00	3,775.00
<b>TOTAL LAWNDALE .....</b>	<b>\$ 5,197.99</b>	<b>\$ 2,685.55</b>	<b>\$ 3,850.00</b>	<b>\$ 3,875.00</b>	<b>\$ 3,875.00</b>
<b>LAYTON VISTA</b>					
Maintenance and Operation					
Engineering, Administration and Records .....	\$ 32.80	\$ 13.83	\$ 50.00	\$ 50.00	\$ 50.00
Operation of 20 Lights.....	522.96	305.06	580.00	590.00	590.00
<b>TOTAL LAYTON VISTA .....</b>	<b>\$ 555.76</b>	<b>\$ 318.89</b>	<b>\$ 630.00</b>	<b>\$ 640.00</b>	<b>\$ 640.00</b>
<b>LOMITA</b>					
Maintenance and Operation					
Engineering, Administration and Records .....	\$ 67.33	\$ 37.94	\$ 100.00	\$ 100.00	\$ 100.00
Operation of 201 Lights.....	10,712.31	6,191.88	10,690.00	10,650.00	10,650.00
<b>TOTAL LOMITA .....</b>	<b>\$ 10,779.64</b>	<b>\$ 6,229.82</b>	<b>\$ 10,790.00</b>	<b>\$ 10,750.00</b>	<b>\$ 10,750.00</b>
<b>LOS NIETOS</b>					
Maintenance and Operation					
Engineering, Administration and Records .....	\$ 41.81	\$ 13.83	\$ 50.00	\$ 75.00	\$ 75.00
Operation of 25 Lights.....	1,324.08	771.75	1,350.00	1,325.00	1,325.00
<b>TOTAL LOS NIETOS .....</b>	<b>\$ 1,365.89</b>	<b>\$ 785.58</b>	<b>\$ 1,400.00</b>	<b>\$ 1,400.00</b>	<b>\$ 1,400.00</b>
<b>MANHATTAN</b>					
Maintenance and Operation					
Engineering, Administration and Records .....	\$ 32.79	\$ 13.83	\$ 50.00	\$ 75.00	\$ 75.00
Operation of 32 Lights.....	1,074.58	624.25	1,200.00	1,175.00	1,175.00
<b>TOTAL MANHATTAN .....</b>	<b>\$ 1,107.37</b>	<b>\$ 638.08</b>	<b>\$ 1,250.00</b>	<b>\$ 1,250.00</b>	<b>\$ 1,250.00</b>
<b>MELROSE</b>					
Maintenance and Operation					
Engineering, Administration and Records .....	\$ 67.33	\$ 37.94	\$ 100.00	\$ 200.00	\$ 200.00
Operation of 821 Lights.....	11,817.05	6,608.60	13,300.00	16,100.00	16,100.00
<b>TOTAL MELROSE .....</b>	<b>\$ 11,884.38</b>	<b>\$ 6,646.54</b>	<b>\$ 13,400.00</b>	<b>\$ 16,300.00</b>	<b>\$ 16,300.00</b>

LOS ANGELES COUNTY BUDGET—1934-35

LIGHTING DISTRICTS—Continued

District	EXPENDITURES				
	Actual Prior Year 1932-33	Actual Current Year To 3-1-1934	Estimated Current Year 1933-34	Requested Fiscal Year 1934-35	Allowed Fiscal Year 1934-35
<b>MICHIGAN AVENUE</b>					
Maintenance and Operation					
Engineering, Administration and					
Records .....	\$ 32.79	\$ 13.83	\$ 75.00	\$ 75.00	\$ 75.00
Operation of 74 Lights.....	1,490.90	826.31	1,425.00	1,425.00	1,425.00
<b>TOTAL MICHIGAN AVENUE.....</b>	<b>\$ 1,523.69</b>	<b>\$ 840.14</b>	<b>\$ 1,500.00</b>	<b>\$ 1,500.00</b>	<b>\$ 1,500.00</b>
<b>MICHILLINDA</b>					
Maintenance and Operation					
Engineering, Administration and					
Records .....	\$ 67.33	\$ 37.94	\$ 100.00	\$ 100.00	\$ 100.00
Operation of 227 Lights.....	7,108.18	4,015.24	7,385.00	7,390.00	7,390.00
<b>TOTAL MICHILLINDA.....</b>	<b>\$ 7,175.51</b>	<b>\$ 4,053.18</b>	<b>\$ 7,485.00</b>	<b>\$ 7,490.00</b>	<b>\$ 7,490.00</b>
<b>MIRAMONTE-FLORENCE</b>					
Maintenance and Operation					
Engineering, Administration and					
Records .....	\$ 67.33	\$ 37.94	\$ 100.00	\$ 200.00	\$ 200.00
Operation of 1,000 Lights .....	18,691.63	9,800.70	20,675.00	21,000.00	21,000.00
<b>TOTAL MIRAMONTE-FLORENCE....</b>	<b>\$ 18,758.96</b>	<b>\$ 9,838.64</b>	<b>\$ 20,775.00</b>	<b>\$ 21,200.00</b>	<b>\$ 21,200.00</b>
<b>MONETA</b>					
Maintenance and Operation					
Engineering, Administration and					
Records .....	\$ 51.96	\$ 25.20	\$ 75.00	\$ 100.00	\$ 100.00
Operation of 218 Lights.....	3,033.40	1,770.16	3,060.00	3,035.00	3,035.00
<b>TOTAL MONETA.....</b>	<b>\$ 3,085.36</b>	<b>\$ 1,795.36</b>	<b>\$ 3,135.00</b>	<b>\$ 3,135.00</b>	<b>\$ 3,135.00</b>
<b>MONTROSE</b>					
Maintenance and Operation					
Engineering, Administration and					
Records .....	\$ 51.96	\$ 25.20	\$ 75.00	\$ 100.00	\$ 100.00
Operation of 128 Lights.....	2,601.12	1,510.70	2,690.00	2,725.00	2,725.00
<b>TOTAL MONTROSE.....</b>	<b>\$ 2,653.08</b>	<b>\$ 1,535.90</b>	<b>\$ 2,765.00</b>	<b>\$ 2,825.00</b>	<b>\$ 2,825.00</b>
<b>NATIONAL</b>					
Maintenance and Operation					
Engineering, Administration and					
Records .....	\$ 32.80	\$ 13.83	\$ 50.00	\$ 75.00	\$ 75.00
Operation of 42 Lights.....	520.31	355.63	700.00	875.00	875.00
<b>TOTAL NATIONAL.....</b>	<b>\$ 553.11</b>	<b>\$ 369.46</b>	<b>\$ 750.00</b>	<b>\$ 950.00</b>	<b>\$ 950.00</b>

**SPECIAL DISTRICT FUNDS**

**LIGHTING DISTRICTS—Continued**

District	EXPENDITURES				
	Actual Prior Year 1932-33	Actual Current Year To 3-1-1934	Estimated Current Year 1933-34	Requested Fiscal Year 1934-35	Allowed Fiscal Year 1934-35
<b>NEWHALL</b>					
Maintenance and Operation					
Engineering, Administration and					
Records .....	\$ 51.96	\$ 25.20	\$ 75.00	\$ 100.00	\$ 100.00
Operation of 218 Lights.....	3,454.38	2,013.97	3,485.00	3,475.00	3,475.00
<b>TOTAL NEWHALL.....</b>	<b>\$ 3,506.34</b>	<b>\$ 2,039.17</b>	<b>\$ 3,560.00</b>	<b>\$ 3,575.00</b>	<b>\$ 3,575.00</b>
<b>NORWALK</b>					
Maintenance and Operation					
Engineering, Administration and					
Records .....	\$ 52.20	\$ 25.20	\$ 75.00	\$ 100.00	\$ 100.00
Operation of 120 Lights.....	2,629.72	1,477.96	2,700.00	2,725.00	2,725.00
<b>TOTAL NORWALK.....</b>	<b>\$ 2,681.92</b>	<b>\$ 1,503.16</b>	<b>\$ 2,775.00</b>	<b>\$ 2,825.00</b>	<b>\$ 2,825.00</b>
<b>PACIFIC</b>					
Maintenance and Operation					
Operation of 3 Lights.....	\$ 158.76	\$ 66.15	\$	\$	\$
<b>PALMDALE</b>					
Maintenance and Operation					
Engineering, Administration and					
Records .....	\$ 51.96	\$ 25.20	\$ 75.00	\$ 75.00	\$ 75.00
Operation of 36 Lights.....	1,060.73	620.67	1,060.00	1,060.00	1,060.00
<b>TOTAL PALMDALE.....</b>	<b>\$ 1,112.69</b>	<b>\$ 645.87</b>	<b>\$ 1,135.00</b>	<b>\$ 1,135.00</b>	<b>\$ 1,135.00</b>
<b>PASADENA BOULEVARD</b>					
Maintenance and Operation					
Engineering, Administration and					
Records .....	\$ 67.33	\$ 37.94	\$ 100.00	\$ 100.00	\$ 100.00
Operation of 161 Lights.....	4,891.97	2,759.65	5,075.00	5,475.00	5,475.00
<b>TOTAL PASADENA BOULEVARD..</b>	<b>\$ 4,959.30</b>	<b>\$ 2,797.59</b>	<b>\$ 5,175.00</b>	<b>\$ 5,575.00</b>	<b>\$ 5,575.00</b>
<b>PICO</b>					
Maintenance and Operation					
Engineering, Administration and					
Records .....	\$ 51.96	\$ 25.20	\$ 75.00	\$ 100.00	\$ 100.00
Operation of 76 Lights.....	3,596.44	1,895.00	3,625.00	3,700.00	3,700.00
<b>TOTAL PICO.....</b>	<b>\$ 3,648.40</b>	<b>\$ 1,920.20</b>	<b>\$ 3,700.00</b>	<b>\$ 3,800.00</b>	<b>\$ 3,800.00</b>
<b>PIEDMONT</b>					
Maintenance and Operation					
Engineering, Administration and					
Records .....	\$ 67.33	\$ 37.94	\$ 100.00	\$ 100.00	\$ 100.00
Operation of 211 Lights.....	7,576.62	4,418.26	7,575.00	7,575.00	7,575.00
<b>TOTAL PIEDMONT.....</b>	<b>\$ 7,643.95</b>	<b>\$ 4,456.20</b>	<b>\$ 7,675.00</b>	<b>\$ 7,675.00</b>	<b>\$ 7,675.00</b>

**LOS ANGELES COUNTY BUDGET—1934-35**

**LIGHTING DISTRICTS—Continued**

District	EXPENDITURES				
	Actual Prior Year 1932-33	Actual Current Year To 3-1-1934	Estimated Current Year 1933-34	Requested Fiscal Year 1934-35	Allowed Fiscal Year 1934-35
<b>POPPY FIELDS</b>					
<b>Maintenance and Operation</b>					
Engineering, Administration and Records .....	\$ 51.98	\$ 25.20	\$ 75.00	\$ 100.00	\$ 100.00
Operation of 158 Lights.....	1,507.27	766.31	1,725.00	2,200.00	2,200.00
<b>TOTAL POPPY FIELDS.....</b>	<b>\$ 1,559.25</b>	<b>\$ 791.51</b>	<b>\$ 1,800.00</b>	<b>\$ 2,300.00</b>	<b>\$ 2,300.00</b>
<b>PUENTE</b>					
<b>Maintenance and Operation</b>					
Engineering, Administration and Records .....	\$ 51.96	\$ 25.20	\$ 75.00	\$ 100.00	\$ 100.00
Operation of 96 Lights.....	2,819.50	1,647.52	2,925.00	3,075.00	3,075.00
<b>TOTAL PUENTE.....</b>	<b>\$ 2,871.46</b>	<b>\$ 1,672.72</b>	<b>\$ 3,000.00</b>	<b>\$ 3,175.00</b>	<b>\$ 3,175.00</b>
<b>RICO</b>					
<b>Maintenance and Operation</b>					
Engineering, Administration and Records .....	\$ 32.79	\$ 13.83	\$ 70.00	\$ 50.00	\$ 50.00
Operation of 24 Lights.....	778.68	453.60	780.00	780.00	780.00
<b>TOTAL RICO.....</b>	<b>\$ 811.47</b>	<b>\$ 467.43</b>	<b>\$ 850.00</b>	<b>\$ 830.00</b>	<b>\$ 830.00</b>
<b>RIVERA</b>					
<b>Maintenance and Operation</b>					
Engineering, Administration and Records .....	\$ 32.80	\$ 13.83	\$ 50.00	\$ 50.00	\$ 50.00
Operation of 17 Lights.....	340.96	196.35	340.00	340.00	340.00
<b>TOTAL RIVERA.....</b>	<b>\$ 373.76</b>	<b>\$ 210.18</b>	<b>\$ 390.00</b>	<b>\$ 390.00</b>	<b>\$ 390.00</b>
<b>RIVERSIDE</b>					
<b>Maintenance and Operation</b>					
Engineering, Administration and Records .....	\$ 32.79	\$ 13.83	\$ 50.00	\$ 75.00	\$ 75.00
Operation of 28 Lights.....	850.37	493.92	875.00	850.00	850.00
<b>TOTAL RIVERSIDE.....</b>	<b>\$ 883.16</b>	<b>\$ 507.75</b>	<b>\$ 925.00</b>	<b>\$ 925.00</b>	<b>\$ 925.00</b>
<b>ROSEMEAD</b>					
<b>Maintenance and Operation</b>					
Engineering, Administration and Records .....	\$ 67.33	\$ 37.94	\$ 100.00	\$ 100.00	\$ 100.00
Operation of 177 Lights.....	6,415.44	3,645.35	6,225.00	5,750.00	5,750.00
<b>TOTAL ROSEMEAD.....</b>	<b>\$ 6,482.77</b>	<b>\$ 3,683.29</b>	<b>\$ 6,325.00</b>	<b>\$ 5,850.00</b>	<b>\$ 5,850.00</b>

**SPECIAL DISTRICT FUNDS**

**LIGHTING DISTRICTS—Continued**

District	EXPENDITURES				
	Actual Prior Year 1932-33	Actual Current Year To 3-1-1934	Estimated Current Year 1933-34	Requested Fiscal Year 1934-35	Allowed Fiscal Year 1934-35
<b>SAN DIMAS</b>					
Maintenance and Operation					
Engineering, Administration and					
Records .....	\$ 51.96	\$ 25.20	\$ 75.00	\$ 100.00	\$ 100.00
Operation of 137 Lights.....	2,307.65	1,362.65	2,525.00	2,700.00	2,700.00
<b>TOTAL SAN DIMAS.....</b>	<b>\$ 2,359.61</b>	<b>\$ 1,387.85</b>	<b>\$ 2,600.00</b>	<b>\$ 2,800.00</b>	<b>\$ 2,800.00</b>
<b>SATIVA</b>					
Maintenance and Operation					
Engineering, Administration and					
Records .....	\$ 51.96	\$ 25.20	\$ 75.00	\$ 100.00	\$ 100.00
Operation of 93 Lights.....	2,737.83	1,598.22	2,775.00	2,740.00	2,740.00
<b>TOTAL SATIVA.....</b>	<b>\$ 2,789.79</b>	<b>\$ 1,623.42</b>	<b>\$ 2,850.00</b>	<b>\$ 2,840.00</b>	<b>\$ 2,840.00</b>
<b>STEPHENSON-LAGUNA</b>					
Maintenance and Operation					
Engineering, Administration and					
Records .....	\$ 67.33	\$ 37.94	\$ 100.00	\$ 200.00	\$ 200.00
Operation of 580 Lights.....	10,405.74	5,720.91	11,025.00	12,100.00	12,100.00
<b>TOTAL STEPHENSON-LAGUNA.....</b>	<b>\$ 10,473.07</b>	<b>\$ 5,758.85</b>	<b>\$ 11,125.00</b>	<b>\$ 12,300.00</b>	<b>\$ 12,300.00</b>
<b>SUNNYSIDE</b>					
Maintenance and Operation					
Engineering, Administration and					
Records .....	\$ 67.33	\$ 37.94	\$ 100.00	\$ 100.00	\$ 100.00
Operation of 156 Lights.....	7,561.01	4,409.86	7,750.00	7,820.00	7,820.00
<b>TOTAL SUNNYSIDE.....</b>	<b>\$ 7,628.34</b>	<b>\$ 4,447.80</b>	<b>\$ 7,850.00</b>	<b>\$ 7,920.00</b>	<b>\$ 7,920.00</b>
<b>WALNUT PARK</b>					
Maintenance and Operation					
Engineering, Administration and					
Records .....	\$ 67.33	\$ 37.94	\$ 100.00	\$ 125.00	\$ 125.00
Operation of 257 Lights.....	7,109.42	3,695.75	7,280.00	7,275.00	7,275.00
<b>TOTAL WALNUT PARK.....</b>	<b>\$ 7,176.75</b>	<b>\$ 3,733.69</b>	<b>\$ 7,380.00</b>	<b>\$ 7,400.00</b>	<b>\$ 7,400.00</b>
<b>WESTERN</b>					
Maintenance and Operation					
Engineering, Administration and					
Records .....	\$ 51.97	\$ 25.20	\$ 75.00	\$ 75.00	\$ 75.00
Operation of 74 Lights.....	3,919.33	1,984.68	3,325.00	3,200.00	3,200.00
<b>TOTAL WESTERN.....</b>	<b>\$ 3,971.30</b>	<b>\$ 2,009.88</b>	<b>\$ 3,400.00</b>	<b>\$ 3,275.00</b>	<b>\$ 3,275.00</b>

**LOS ANGELES COUNTY BUDGET—1934-35**

**LIGHTING DISTRICTS—Continued**

District	EXPENDITURES				
	Actual Prior Year 1932-33	Actual Current Year To 3-1-1934	Estimated Current Year 1933-34	Requested Fiscal Year 1934-35	Allowed Fiscal Year 1934-35
<b>WEST HOLLYWOOD</b>					
Maintenance and Operation					
Engineering, Administration and					
Records .....	\$ 67.33	\$ 37.94	\$ 100.00	\$ 150.00	\$ 150.00
Operation of 732 Lights.....	8,558.52	5,115.08	9,900.00	12,125.00	12,125.00
<b>TOTAL WEST HOLLYWOOD.....</b>	<b>\$ 8,625.85</b>	<b>\$ 5,153.02</b>	<b>\$ 10,000.00</b>	<b>\$ 12,275.00</b>	<b>\$ 12,275.00</b>
<b>WEST KNOLL</b>					
Maintenance and Operation					
Engineering, Administration and					
Records .....	\$ 67.33	\$ 37.94	\$ 100.00	\$ 100.00	\$ 100.00
Operation of 269 Lights.....	7,922.11	4,434.73	8,250.00	8,750.00	8,750.00
<b>TOTAL WEST KNOLL.....</b>	<b>\$ 7,989.44</b>	<b>\$ 4,472.67</b>	<b>\$ 8,350.00</b>	<b>\$ 8,850.00</b>	<b>\$ 8,850.00</b>
<b>WEST WHITTIER</b>					
Maintenance and Operation					
Engineering, Administration and					
Records .....	\$ 32.79	\$ 13.83	\$ 50.00	\$ 75.00	\$ 75.00
Operation of 25 Lights.....	975.35	568.26	975.00	975.00	975.00
<b>TOTAL WEST WHITTIER.....</b>	<b>\$ 1,008.14</b>	<b>\$ 582.09</b>	<b>\$ 1,025.00</b>	<b>\$ 1,050.00</b>	<b>\$ 1,050.00</b>
<b>WILLOWBROOK</b>					
Maintenance and Operation					
Engineering, Administration and					
Records .....	\$ 51.96	\$ 25.20	\$ 75.00	\$ 100.00	\$ 100.00
Operation of 105 Lights.....	2,337.40	1,359.92	2,360.00	2,335.00	2,335.00
<b>TOTAL WILLOWBROOK.....</b>	<b>\$ 2,389.36</b>	<b>\$ 1,385.12</b>	<b>\$ 2,435.00</b>	<b>\$ 2,435.00</b>	<b>\$ 2,435.00</b>
<b>WILMAR</b>					
Maintenance and Operation					
Engineering, Administration and					
Records .....	\$ 67.33	\$ 37.94	\$ 100.00	\$ 100.00	\$ 100.00
Operation of 217 Lights.....	6,868.08	4,006.84	6,875.00	6,900.00	6,900.00
<b>TOTAL WILMAR.....</b>	<b>\$ 6,935.41</b>	<b>\$ 4,044.78</b>	<b>\$ 6,975.00</b>	<b>\$ 7,000.00</b>	<b>\$ 7,000.00</b>
<b>WOODCREST</b>					
Maintenance and Operation					
Engineering, Administration and					
Records .....	\$ 67.33	\$ 37.94	\$ 100.00	\$ 100.00	\$ 100.00
Operation of 153 Lights.....	4,492.55	2,623.95	4,500.00	4,500.00	4,500.00
<b>TOTAL WOODCREST.....</b>	<b>\$ 4,559.88</b>	<b>\$ 2,661.89</b>	<b>\$ 4,600.00</b>	<b>\$ 4,600.00</b>	<b>\$ 4,600.00</b>
<b>GRAND TOTAL LIGHTING</b>					
<b>DISTRICTS .....</b>	<b>\$ 312,556.14</b>	<b>\$ 172,182.76</b>	<b>\$ 315,945.00</b>	<b>\$ <del>336,360.00</del> <sup>336,685.00</sup></b>	<b>\$ <del>336,360.00</del> <sup>336,685.00</sup></b>

**SPECIAL DISTRICT FUNDS**

**Lighting Maintenance Districts**

APPROPRIATIONS ~~\$58,350.00~~ *\$ 54,895.00*

District	EXPENDITURES				
	Actual Prior Year 1932-33	Actual Current Year To 3-1-1934	Estimated Current Year 1933-34	Requested Fiscal Year 1934-35	Allowed Fiscal Year 1934-35
<b>No. 411 MONTROSE AVENUE, MONTROSE</b>					
Maintenance and Operation					
Engineering, Administration and Records .....	\$ 32.79	\$ 13.83	\$ 50.00	\$ 100.00	\$ 100.00
Operation of 78 Lights.....	1,047.92	573.41	1,450.00	1,800.00	1,800.00
<b>TOTAL No. 411.....</b>	<b>\$ 1,080.71</b>	<b>\$ 587.24</b>	<b>\$ 1,500.00</b>	<b>\$ 1,900.00</b>	<b>\$ 1,900.00</b>
<b>No. 540 ROSE VILLA STREET, PASADENA</b>					
Maintenance and Operation					
Engineering, Administration and Records .....	\$ 51.98	\$ 25.20	\$ 75.00	\$ 100.00	\$ 100.00
Operation of 155 Lights.....	2,081.30	1,153.33	2,425.00	2,900.00	2,900.00
<b>TOTAL No. 540.....</b>	<b>\$ 2,133.28</b>	<b>\$ 1,178.53</b>	<b>\$ 2,500.00</b>	<b>\$ 3,000.00</b>	<b>\$ 3,000.00</b>
<b>No. 546 SAN GABRIEL BLVD.</b>					
Maintenance and Operation					
Engineering, Administration and Records .....	\$ 18.27				
Operation of 56 Lights.....	492.58				
<b>TOTAL No. 546.....</b>	<b>\$ 510.85</b>				
<b>No. 588 ALLEN AVENUE, PASADENA</b>					
Maintenance and Operation					
Engineering, Administration and Records .....	\$ 67.33	\$ 37.94	\$ 100.00	\$ 125.00	\$ 125.00
Operation of 376 Lights.....	4,895.38	2,961.00	5,950.00	6,825.00	6,825.00
<b>TOTAL No. 588.....</b>	<b>\$ 4,962.71</b>	<b>\$ 2,998.94</b>	<b>\$ 6,050.00</b>	<b>\$ 6,950.00</b>	<b>\$ 6,950.00</b>
<b>No. 603 OCEAN AVENUE, MONTROSE</b>					
Maintenance and Operation					
Engineering, Administration and Records .....	\$ 32.80	\$ 13.83	\$ 75.00	\$ 50.00	\$ 50.00
Operation of 12 Lights.....	340.05	110.78	425.00	450.00	450.00
<b>TOTAL No. 603.....</b>	<b>\$ 372.85</b>	<b>\$ 124.61</b>	<b>\$ 500.00</b>	<b>\$ 500.00</b>	<b>\$ 500.00</b>
<b>No. 623 WHITE AVENUE, PASADENA</b>					
Maintenance and Operation					
Engineering, Administration and Records .....	\$ 41.82	\$ 25.20	\$ 100.00	\$ 100.00	\$ 100.00
Operation of 153 Lights.....	2,446.04	1,402.78	2,700.00	2,850.00	2,850.00
<b>TOTAL No. 623.....</b>	<b>\$ 2,487.86</b>	<b>\$ 1,427.98</b>	<b>\$ 2,800.00</b>	<b>\$ 2,950.00</b>	<b>\$ 2,950.00</b>

**LOS ANGELES COUNTY BUDGET—1934-35**

**LIGHTING MAINTENANCE DISTRICTS—Continued**

District	EXPENDITURES				
	Actual Prior Year 1932-33	Actual Current Year To 3-1-1934	Estimated Current Year 1933-34	Requested Fiscal Year 1934-35	Allowed Fiscal Year 1934-35
<b>No. 625 WASHINGTON STREET, PASADENA</b>					
<b>Maintenance and Operation</b>					
Engineering, Administration and Records .....	\$ 32.80	\$ 13.83	\$ 50.00	\$ 75.00	\$ 75.00
Operation of 29 Lights.....	608.75	317.99	700.00	760.00	760.00
<b>TOTAL No. 625.....</b>	<b>\$ 641.55</b>	<b>\$ 331.82</b>	<b>\$ 750.00</b>	<b>\$ 835.00</b>	<b>\$ 835.00</b>
<b>No. 628 SEVILLE AVENUE, WALNUT PARK</b>					
<b>Maintenance and Operation</b>					
Engineering, Administration and Records .....	\$ 32.80	\$ 13.83	\$ 50.00	\$ 50.00	\$ 50.00
Operation of 22 Lights.....	489.51	141.13	400.00	400.00	400.00
<b>TOTAL No. 628.....</b>	<b>\$ 522.31</b>	<b>\$ 154.96</b>	<b>\$ 450.00</b>	<b>\$ 450.00</b>	<b>\$ 450.00</b>
<b>No. 635 DOWNEY AND NORWALK ROAD</b>					
<b>Maintenance and Operation</b>					
Engineering, Administration and Records .....	\$ 32.80	\$ 13.83	\$ 50.00	\$ 75.00	\$ 75.00
Operation of 30 Lights.....	478.77	269.15	550.00	650.00	650.00
<b>TOTAL No. 635.....</b>	<b>\$ 511.57</b>	<b>\$ 282.98</b>	<b>\$ 600.00</b>	<b>\$ 725.00</b>	<b>\$ 725.00</b>
<b>No. 665 VILLA STREET</b>					
<b>Maintenance and Operation</b>					
Engineering, Administration and Records .....	\$ 51.98	\$ 25.20	\$ 75.00	\$ 75.00	\$ 75.00
Operation of 73 Lights.....	1,058.82	578.12	1,125.00	1,425.00	1,425.00
<b>TOTAL No. 665.....</b>	<b>\$ 1,110.80</b>	<b>\$ 603.32</b>	<b>\$ 1,200.00</b>	<b>\$ 1,500.00</b>	<b>\$ 1,500.00</b>
<b>No. 666 VERNON AVENUE</b>					
<b>Maintenance and Operation</b>					
Engineering, Administration and Records .....	\$ 51.98	\$ 25.20	\$ 75.00	\$ 75.00	\$ <del>75.00</del>
Operation of 54 Lights.....	1,047.13	461.92	1,125.00	1,100.00	<i>Out</i> <del>1,100.00</del>
<b>TOTAL No. 666.....</b>	<b>\$ 1,099.11</b>	<b>\$ 487.12</b>	<b>\$ 1,200.00</b>	<b>\$ 1,175.00</b>	<b>\$ 1,175.00</b>
<b>No. 669 CENTRAL AVENUE</b>					
<b>Maintenance and Operation</b>					
Engineering, Administration and Records .....	\$ 67.33	\$ 37.94	\$ 100.00	\$ 100.00	\$ 100.00
Operation of 100 Lights.....	2,024.21	1,207.10	2,150.00	2,450.00	2,450.00
<b>TOTAL No. 669.....</b>	<b>\$ 2,091.54</b>	<b>\$ 1,245.04</b>	<b>\$ 2,250.00</b>	<b>\$ 2,550.00</b>	<b>\$ 2,550.00</b>
<b>No. 670 PINE AVENUE</b>					
<b>Maintenance and Operation</b>					
Engineering, Administration and Records .....	\$ 32.80	\$ 13.83	\$ 50.00	\$ 75.00	\$ 75.00
Operation of 40 Lights.....	405.53	172.35	490.00	680.00	680.00
<b>TOTAL No. 670.....</b>	<b>\$ 438.33</b>	<b>\$ 186.18</b>	<b>\$ 540.00</b>	<b>\$ 755.00</b>	<b>\$ 755.00</b>

**SPECIAL DISTRICT FUNDS**

**LIGHTING MAINTENANCE DISTRICTS—Continued**

District	EXPENDITURES				
	Actual Prior Year 1932-33	Actual Current Year To 3-1-1934	Estimated Current Year 1933-34	Requested Fiscal Year 1934-35	Allowed Fiscal Year 1934-35
<b>No. 681 SANTA ANITA AND VIRGINIA AVENUE</b>					
Maintenance and Operation					
Engineering, Administration and Records .....	\$ 32.80	\$ 13.83	\$ 50.00	\$ 75.00	\$ 75.00
Operation of 34 Lights.....	507.02	293.87	600.00	725.00	725.00
<b>TOTAL No. 681.....</b>	<b>\$ 539.82</b>	<b>\$ 307.70</b>	<b>\$ 650.00</b>	<b>\$ 800.00</b>	<b>\$ 800.00</b>
<b>No. 691 PEACH STREET AND OAKES AVENUE</b>					
Maintenance and Operation					
Engineering, Administration and Records .....	\$ 32.80	\$ 13.83	\$ 50.00	\$ 50.00	\$ 50.00
Operation of 12 Lights.....	232.58	132.72	300.00	350.00	350.00
<b>TOTAL No. 691.....</b>	<b>\$ 265.38</b>	<b>\$ 146.55</b>	<b>\$ 350.00</b>	<b>\$ 400.00</b>	<b>\$ 400.00</b>
<b>No. 695 VERNON AVENUE</b>					
Maintenance and Operation					
Engineering, Administration and Records .....	\$ 51.98	\$ 25.20	\$ 75.00	\$ 100.00	\$ <del>100.00</del>
Operation of 104 Lights.....	1,934.74	1,007.04	2,025.00	2,050.00	<del>2,050.00</del>
<b>TOTAL No. 695.....</b>	<b>\$ 1,986.72</b>	<b>\$ 1,032.24</b>	<b>\$ 2,100.00</b>	<b>\$ 2,150.00</b>	<b>\$ <del>2,150.00</del></b>
<b>No. 721 WHITTIER BOULEVARD</b>					
Maintenance and Operation					
Engineering, Administration and Records .....	\$ 67.33	\$ 37.94	\$ 100.00	\$ 100.00	\$ 100.00
Operation of 158 Lights.....	2,442.73	1,265.74	3,050.00	3,550.00	3,550.00
<b>TOTAL No. 721.....</b>	<b>\$ 2,510.06</b>	<b>\$ 1,303.68</b>	<b>\$ 3,150.00</b>	<b>\$ 3,650.00</b>	<b>\$ 3,650.00</b>
<b>No. 738 MEADOWBROOK ROAD</b>					
Maintenance and Operation					
Engineering, Administration and Records .....	\$ 51.98	\$ 25.20	\$ 75.00	\$ 75.00	\$ 75.00
Operation of 47 Lights.....	691.16	413.11	800.00	990.00	990.00
<b>TOTAL No. 738.....</b>	<b>\$ 743.14</b>	<b>\$ 438.31</b>	<b>\$ 875.00</b>	<b>\$ 1,065.00</b>	<b>\$ 1,065.00</b>
<b>No. 755 VIEW PARK</b>					
Maintenance and Operation					
Engineering, Administration and Records .....	\$ 32.80	\$ 13.83	\$ 50.00	\$ 75.00	\$ <del>75.00</del>
Operation of 69 Lights.....	1,312.05	606.77	1,350.00	1,360.00	<del>1,360.00</del>
<b>TOTAL No. 755.....</b>	<b>\$ 1,344.85</b>	<b>\$ 620.60</b>	<b>\$ 1,400.00</b>	<b>\$ 1,435.00</b>	<b>\$ <del>1,435.00</del></b>
<b>No. 760 FAIRFAX AVENUE</b>					
Maintenance and Operation					
Engineering, Administration and Records .....	\$ 32.79	\$ 13.83	\$ 50.00	\$ 75.00	\$ 75.00
Operation of 36 Lights.....	704.43	419.32	800.00	1,000.00	1,000.00
<b>TOTAL No. 760.....</b>	<b>\$ 737.22</b>	<b>\$ 433.15</b>	<b>\$ 850.00</b>	<b>\$ 1,075.00</b>	<b>\$ 1,075.00</b>

**LOS ANGELES COUNTY BUDGET—1934-35**

**LIGHTING MAINTENANCE DISTRICTS—Continued**

District	EXPENDITURES				
	Actual Prior Year 1932-33	Actual Current Year To 3-1-1934	Estimated Current Year 1933-34	Requested Fiscal Year 1934-35	Allowed Fiscal Year 1934-35
<b>No. 780 WOODS AVENUE</b>					
Maintenance and Operation					
Engineering, Administration and Records .....	\$ 32.79	\$	\$ 50.00	\$ 75.00	\$ 75.00
Operation of 138 Lights.....	1,359.67	865.83	1,450.00	1,650.00	1,650.00
<b>TOTAL No. 780.....</b>	<b>\$ 1,392.46</b>	<b>\$ 865.83</b>	<b>\$ 1,500.00</b>	<b>\$ 1,725.00</b>	<b>\$ 1,725.00</b>
<b>No. 783 VICTORIA AVENUE</b>					
Maintenance and Operation					
Engineering, Administration and Records .....	\$ 51.98	\$ 25.20	\$ 75.00	\$ 75.00	\$ <del>75.00</del> <i>Out</i>
Operation of 44 Lights.....	883.96	428.68	950.00	940.00	<del>940.00</del>
<b>TOTAL No. 783.....</b>	<b>\$ 935.94</b>	<b>\$ 453.88</b>	<b>\$ 1,025.00</b>	<b>\$ 1,015.00</b>	<b>\$ <del>1,015.00</del></b>
<b>No. 785 RAMONA BOULEVARD</b>					
Maintenance and Operation					
Engineering, Administration and Records .....	\$	\$	\$ 60.00	\$ 75.00	\$ 75.00
Operation of 34 Lights.....	612.48	415.04	760.00	880.00	880.00
<b>TOTAL No. 785.....</b>	<b>\$ 612.48</b>	<b>\$ 415.04</b>	<b>\$ 820.00</b>	<b>\$ 955.00</b>	<b>\$ 955.00</b>
<b>No. 788 HONOLULU AVENUE</b>					
Maintenance and Operation					
Engineering, Administration and Records .....	\$ 32.79	\$ 13.83	\$ 50.00	\$ 75.00	\$ 75.00
Operation of 34 Lights.....	1,023.24	343.75	1,050.00	1,025.00	1,025.00
<b>TOTAL No. 788.....</b>	<b>\$ 1,056.03</b>	<b>\$ 357.58</b>	<b>\$ 1,100.00</b>	<b>\$ 1,100.00</b>	<b>\$ 1,100.00</b>
<b>No. 825 WHITTIER BOULEVARD, WHITTIER</b>					
Maintenance and Operation					
Engineering, Administration and Records .....	\$ 32.79	\$ 13.83	\$ 50.00	\$ 50.00	\$ 50.00
Operation of 22 Lights.....	330.85	167.53	430.00	450.00	450.00
<b>TOTAL No. 825.....</b>	<b>\$ 363.64</b>	<b>\$ 181.36</b>	<b>\$ 480.00</b>	<b>\$ 500.00</b>	<b>\$ 500.00</b>
<b>No. 850 HADLEY STREET</b>					
Maintenance and Operation					
Engineering, Administration and Records .....	\$ 32.79	\$ 13.83	\$ 50.00	\$ 75.00	\$ 75.00
Operation of 46 Lights.....	609.37	372.68	850.00	1,200.00	1,200.00
<b>TOTAL No. 850.....</b>	<b>\$ 642.16</b>	<b>\$ 386.51</b>	<b>\$ 900.00</b>	<b>\$ 1,275.00</b>	<b>\$ 1,275.00</b>
<b>No. 859 BEVERLY BOULEVARD NEAR ATLANTIC</b>					
Maintenance and Operation					
Engineering, Administration and Records .....	\$ 51.98	\$ 25.20	\$ 75.00	\$ 75.00	\$ 75.00
Operation of 43 Lights.....	2,023.64	427.15	2,050.00	1,800.00	1,800.00
<b>TOTAL No. 859.....</b>	<b>\$ 2,075.62</b>	<b>\$ 452.35</b>	<b>\$ 2,125.00</b>	<b>\$ 1,875.00</b>	<b>\$ 1,875.00</b>

**SPECIAL DISTRICT FUNDS**

**LIGHTING MAINTENANCE DISTRICTS—Continued**

District	EXPENDITURES				
	Actual Prior Year 1932-33	Actual Current Year To 3-1-1934	Estimated Current Year 1933-34	Requested Fiscal Year 1934-35	Allowed Fiscal Year 1934-35
<b>No. 865 SEE DRIVE NEAR WHITTIER</b>					
Maintenance and Operation					
Engineering, Administration and Records .....	\$ 32.79	\$ 13.83	\$ 50.00	\$ 75.00	\$ 75.00
Operation of 64 Lights.....	755.50	449.46	875.00	1,425.00	1,425.00
<b>TOTAL No. 865.....</b>	<b>\$ 788.29</b>	<b>\$ 463.29</b>	<b>\$ 925.00</b>	<b>\$ 1,500.00</b>	<b>\$ 1,500.00</b>
<b>No. 900 ELIZABETH STREET</b>					
Maintenance and Operation					
Engineering, Administration and Records .....	\$ 32.79	\$ 13.83	\$ 50.00	\$ 75.00	\$ 75.00
Operation of 32 Lights.....	586.58	322.76	675.00	690.00	690.00
<b>TOTAL No. 900.....</b>	<b>\$ 619.37</b>	<b>\$ 336.59</b>	<b>\$ 725.00</b>	<b>\$ 765.00</b>	<b>\$ 765.00</b>
<b>No. 903 STREETS IN TEMPLE</b>					
Maintenance and Operation					
Engineering, Administration and Records .....	\$ 67.33	\$ 37.98	\$ 100.00	\$ 150.00	\$ 150.00
Operation of 247 Lights.....	3,694.06	2,283.39	4,250.00	5,625.00	5,625.00
<b>TOTAL No. 903.....</b>	<b>\$ 3,761.39</b>	<b>\$ 2,321.37</b>	<b>\$ 4,350.00</b>	<b>\$ 5,775.00</b>	<b>\$ 5,775.00</b>
<b>No. 941 MONTEBELLO PARK</b>					
Maintenance and Operation					
Engineering, Administration and Records .....	\$ 51.98	\$ 25.20	\$ 75.00	\$ 150.00	\$ 150.00
Operation of 180 Lights.....	3,204.06	1,711.06	3,750.00	4,300.00	4,300.00
<b>TOTAL No. 941.....</b>	<b>\$ 3,256.04</b>	<b>\$ 1,736.26</b>	<b>\$ 3,825.00</b>	<b>\$ 4,450.00</b>	<b>\$ 4,450.00</b>
<b>No. 977 DOMINGUEZ CITY</b>					
Maintenance and Operation					
Engineering, Administration and Records .....	\$ 51.98	\$ 25.20	\$ 100.00	\$ 125.00	\$ 125.00
Operation of 240 Lights.....	2,011.44	1,201.46	2,500.00	3,425.00	3,425.00
<b>TOTAL No. 977.....</b>	<b>\$ 2,063.42</b>	<b>\$ 1,226.66</b>	<b>\$ 2,600.00</b>	<b>\$ 3,550.00</b>	<b>\$ 3,550.00</b>
<b>GRAND TOTAL LIGHTING MAINTENANCE DISTRICTS.....</b>	<b>\$ 43,657.50</b>	<b>\$ 23,087.67</b>	<b>\$ 50,090.00</b>	<b>\$ 60,670.00</b>	<b>\$ 54,895.00</b>

*No 1007 VIEW PARK*

*Maintenance and Operation*

*Engineering, Administration  
and Records*

*Operation of 285 Lights*

*TOTAL No. 1007*

*\$ 75.00 \$ 75.00  
2245.00 2245.00  
\$ 2320.00 \$ 2320.00*

## Park, Recreation and Parkway District

APPROPRIATIONS \$9,680.00

District	EXPENDITURES				
	Actual Prior Year 1932-33	Actual Current Year To 3-1-1934	Estimated Current Year 1933-34	Requested Fiscal Year 1934-35	Allowed Fiscal Year 1934-35
<b>BALDWIN PARK</b>					
Salaries and Wages.....	\$ 4,648.66	\$ 3,209.11	\$ 5,910.00	\$ 5,910.00	\$ 5,910.00
<b>Maintenance and Operation</b>					
Services Other Than Personal.....	\$ 1,137.21	\$ 794.40	\$ 1,450.00	\$ 1,425.00	\$ 1,425.00
Supplies and Materials.....	923.64	64.00	1,025.00	665.00	665.00
Contributions, Awards and Fixed Obligations .....	177.95	253.13	250.00	275.00	275.00
<b>Total Maintenance and Operation.....</b>	<b>\$ 2,238.80</b>	<b>\$ 1,111.53</b>	<b>\$ 2,725.00</b>	<b>\$ 2,365.00</b>	<b>\$ 2,365.00</b>
<b>Capital Outlay</b>					
<b>Equipment</b>					
Furniture and Furnishings.....	\$ 113.50	\$	\$	\$ 25.00	\$ 25.00
Office Equipment Other Than Fur- niture .....	78.51			25.00	25.00
Lawn and Garden Equipment.....	25.00				
Recreation Equipment.....	316.88		60.00	75.00	75.00
<b>Total Equipment.....</b>	<b>\$ 533.89</b>	<b>\$</b>	<b>\$ 60.00</b>	<b>\$ 125.00</b>	<b>\$ 125.00</b>
<b>Structural and Non-Structural Improvements</b>					
Bath House Addition.....	\$	\$	\$ 765.00	\$ 600.00	\$ 600.00
Bleachers .....	275.60				
Electric Lighting Extension.....	133.71			25.00	25.00
Landscaping, Trees and Shrubs.....	490.35		100.00	25.00	25.00
Sprinkler System.....	470.09			30.00	30.00
Tennis Court.....				600.00	600.00
<b>Total Structural and Non-Structural Improvements .....</b>	<b>\$ 1,369.75</b>	<b>\$</b>	<b>\$ 865.00</b>	<b>\$ 1,280.00</b>	<b>\$ 1,280.00</b>
<b>Total Capital Outlay.....</b>	<b>\$ 1,903.64</b>	<b>\$</b>	<b>\$ 925.00</b>	<b>\$ 1,405.00</b>	<b>\$ 1,405.00</b>
<b>TOTAL BALDWIN PARK.....</b>	<b>\$ 8,791.10</b>	<b>\$ 4,320.64</b>	<b>\$ 9,560.00</b>	<b>\$ 9,680.00</b>	<b>\$ 9,680.00</b>

SPECIAL DISTRICT FUNDS

Road Improvement Districts

APPROPRIATIONS \$360,431.12

District	EXPENDITURES				
	Actual Prior Year 1932-33	Actual Current Year To 3-1-1934	Estimated Current Year 1933-34	Requested Fiscal Year 1934-35	Allowed Fiscal Year 1934-35
<b>INTEREST AND DEBT REDEMPTION</b>					
No. 34 Lemon and Olive Street.....\$	2,310.94	\$ 1,997.64	\$ 2,248.28	\$ 2,060.30	\$ 2,060.30
36 L. A. and Redondo Road....	3,009.38	2,605.13	2,928.53	2,685.98	2,685.98
82 Streets in Van Nuys.....	3,912.55	3,383.20	3,806.68	3,489.07	3,489.07
91 Streets in Palms.....	9,151.78	7,928.83	8,907.19	8,173.42	8,173.42
96 Streets in Willowbrook .....	2,054.92	1,783.07	2,000.55	1,837.44	1,837.44
102 Artesia Avenue.....	1,536.95	142.12	1,501.42	1,394.83	1,394.83
108 Olive Ave., Los Angeles and Redondo Road .....	1,445.90	1,252.90	1,407.30	1,291.50	1,291.50
124 Occidental Heights.....	2,414.61	225.84	2,358.15	2,188.77	2,188.77
149 Sierra Madre Road, etc.— East of Lancaster.....	17,483.28	14,091.18	17,144.07	16,126.44	16,126.44
153 Center Street—Vicinity of La Mirada.....	5,856.93	4,730.43	5,744.28	5,406.33	5,406.33
158 South Park Avenue—South Los Angeles .....	21,570.34	20,358.58	20,964.48		
171 Lancaster Tierra Bonita Road—Antelope Valley....	5,604.76	883.12	5,494.37	5,163.20	5,163.20
172 Fiery Avenue, etc.—North of La Verne.....	4,691.86				
181 Los Flores Canyon Road— North of Santa Monica.....	12,502.60	11,513.83	12,173.01	11,184.27	11,184.27
194 Streets in Lomita.....	2,700.29				
195 Juniper Street, Laurel Street, etc.....	2,511.18				
198 Haskell Street, Craig Avenue, etc.....	7,132.76				
199 Streets in Puente.....	5,757.00				
200 Florence Avenue.....	2,206.12				
201 Ninetieth Street, Ninety- First, Ninety-Second.....	1,631.86				
203 Stephenson Avenue (Whit- tier Road).....	2,662.23				
204 Allen Avenue and Oakdale Street .....	3,274.16				
205 State Street.....	5,433.79				
211 Poppy Peak Drive.....	927.73				
213 New Avenue.....	441.07				
214 Huston and Del Mar Ave..	247.66				
215 Streets near Town of Bell..	4,450.96				
216 Allen and Crescent Drives..	2,874.71	2,715.68	2,795.23		
218 Hawthorne Avenue.....	2,044.65				
219 Cauldwell Avenue.....	786.04				
220 Romeo Street, etc.....	1,488.08				
221 Hickory Street.....	467.51				
222 Girard, Culver and Alpha Avenues .....	1,251.56				
223 Streets in Sunnyside.....	5,492.47	608.75	5,370.72	5,005.57	5,005.57

LOS ANGELES COUNTY BUDGET—1934-35

ROAD IMPROVEMENT DISTRICTS—Continued

District	EXPENDITURES				
	Actual Prior Year 1932-33	Actual Current Year To 3-1-1934	Estimated Current Year 1933-34	Requested Fiscal Year 1934-35	Allowed Fiscal Year 1934-35
<b>INTEREST AND DEBT REDEMPTION—Continued</b>					
No. 224 La Peer Street and Swall Avenue .....	\$ 483.98	\$ 155.20	\$	\$	\$
226 Normandie Avenue, etc.....	1,410.69	1,038.21	1,379.65	1,286.53	1,286.53
227 Streets in Tract No. 4029..	15,878.85	13,697.61	15,515.31	14,424.69	14,424.69
228 Bear and Corona Avenues	1,266.11				
229 Normandie Avenue, etc.....	1,809.77	1,530.89	1,769.93	1,650.41	1,650.41
230 Cudahy .....	551.39				
232 Flora Street .....	749.15	706.79	727.99		
234 Beck and Orchard Drive....	267.20				
236 Federal and Beaver Streets	3,089.76				
237 Florence Avenue.....	5,605.87	4,849.69	5,479.84	5,101.75	5,101.75
252 Raymond Avenue .....	904.01	854.01	879.02		
254 Durfee Avenue.....	4,263.84	218.16	4,154.76	3,827.58	3,827.58
255 Ballona Avenue.....	6,049.26	5,570.91	5,889.81	5,411.52	5,411.52
256 Los Angeles Street.....	2,132.41	2,014.94	2,073.71		
257 Norton and Michigan Aves.	7,020.91	5,847.23	6,874.20	6,434.07	6,434.07
258 Chevy Chase Drive.....	8,547.70	7,698.62	8,335.43	7,698.62	7,698.62
259 Llano-County Line Road....	40,454.10	29,992.98	39,838.74	37,992.66	37,992.66
261 Slauson Avenue.....	4,902.51	132.58	4,769.98		
262 Olive Street.....	1,309.35	1,205.07	1,274.59	1,170.32	1,170.32
263 Garvey Avenue.....	6,694.56	6,174.63	6,521.25	6,001.38	6,001.38
264 Clara Street .....	3,729.12	190.80	3,633.72	3,347.58	3,347.58
267 Vermont Street .....	427.70	393.53	416.31	382.16	382.16
268 Hawthorne Avenue.....	4,199.08	3,870.04	4,089.40	3,760.45	3,760.45
269 Cornell Canyon Road Ex- tension .....	3,673.31	2,787.41	3,614.25	3,437.07	3,437.07
270 Chevy Chase Drive.....	1,428.61	1,315.54	1,390.92	1,277.93	1,277.93
271 Hawthorne Avenue.....	6,234.69	5,605.81	6,077.47	5,605.81	5,605.81
272 Anaheim-Telegraph Road..	9,976.89	8,182.47	9,777.51	9,179.37	9,179.37
274 Union Street.....	537.67	483.55	524.14	483.55	483.55
275 Olive Street.....	993.02	156.24	973.49	914.90	914.90
276 Olive Street.....	6,164.56	5,427.31	6,017.11	5,574.76	5,574.76
278 Norton Avenue.....	1,626.65	1,335.68	1,594.32	1,497.33	1,497.33
279 Washington Street, etc.....	16,421.44	14,478.64	16,032.88	14,867.20	14,867.20
280 Corral Canyon Road.....	6,580.51	841.74	6,440.22	6,019.35	6,019.35
281 Hunt's Crossing Road.....	4,721.73	243.00	4,600.23	4,235.82	4,235.82
282 Carson Street.....	12,963.65	11,407.25	12,652.37	11,718.53	11,718.53
286 Artesia Avenue .....	7,653.05	6,746.20	7,471.68	6,927.57	6,927.57
287 Whittier Boulevard.....	5,999.74	441.36	5,852.62	5,411.26	5,411.26
288 Carson Street.....	5,769.67	5,079.67	5,631.67	5,217.67	5,217.67
289 Snowden Road.....	35,827.45	30,999.20	35,022.75	32,608.63	32,608.63
290 Lancaster, Wilsona Road....	13,690.62	1,524.40	13,385.74	12,471.12	12,471.12
292 Wilmington and Los An- geles Road.....	3,305.66	2,907.41	3,226.01	2,987.06	2,987.06
294 Narbonne Avenue.....	3,283.07	303.24	3,207.26	2,979.83	2,979.83
295 First Street in Artesia.....	16,097.17	13,889.59	15,729.24	14,625.45	14,625.45
300 Jefferson Boulevard.....	24,736.78	2,309.76	24,159.34	22,427.02	22,427.02
306 Gladstone Avenue and Juanita .....	5,028.73	965.58	4,940.95	4,677.61	4,677.61

**SPECIAL DISTRICT FUNDS**

**ROAD IMPROVEMENT DISTRICTS—Continued**

District	EXPENDITURES				
	Actual Prior Year 1932-33	Actual Current Year To 3-1-1934	Estimated Current Year 1933-34	Requested Fiscal Year 1934-35	Allowed Fiscal Year 1934-35
<b>INTEREST AND DEBT REDEMPTION—Continued</b>					
No. 308 Pennsylvania Avenue, Cypress Street, etc.....	\$ 5,055.12	\$ 4,284.77	\$ 4,945.07	\$ 4,614.92	\$ 4,614.92
309 Centinella Avenue.....	6,399.70	5,514.46	6,252.16	5,809.54	5,809.54
310 Artesia Avenue.....	805.66	695.68	787.33	732.34	732.34
313 Francisquito Avenue, etc...	2,397.42	1,993.18	2,346.89	2,195.30	2,195.30
315 Stewart Avenue.....	1,447.14	1,204.34	1,416.79	1,325.74	1,325.74
316 La Habra Heights Tract.....	6,196.48	3,055.80	6,111.60	6,111.60	6,111.60
<b>TOTAL ROAD IMPROVEMENT DISTRICTS .....</b>	<b>\$ 484,092.14</b>	<b>\$ 294,541.47</b>	<b>\$ 418,649.91</b>	<b>\$ 360,431.12</b>	<b>\$ 360,431.12</b>

## Sewer Maintenance Districts

APPROPRIATIONS ~~\$47,280.00~~ *47,168.00*

District	EXPENDITURES				
	Actual Prior Year 1932-33	Actual Current Year To 3-1-1934	Estimated Current Year 1933-34	Requested Fiscal Year 1934-35	Allowed Fiscal Year 1934-35
<b>ARTESIA</b>					
Salaries and Wages .....	\$ 61.56	\$ 250.00	\$ 264.00	\$ 240.00	\$ 240.00
Maintenance and Operation					
Maintenance of System .....	\$ 116.33	\$ 100.00	\$ 128.00	\$ 201.00	\$ 201.00
Water Service .....	30.00	78.75	150.00	180.00	180.00
Total Maintenance and Operation...	\$ 146.33	\$ 178.75	\$ 278.00	\$ 381.00	\$ 381.00
<b>TOTAL ARTESIA .....</b>	<b>\$ 207.89</b>	<b>\$ 428.75</b>	<b>\$ 542.00</b>	<b>\$ 621.00</b>	<b>\$ 621.00</b>
<b>BAIRDSTOWN</b>					
Salaries and Wages .....	\$ 71.85	\$ 400.00	\$ 444.00	\$ 300.00	\$ 300.00
Maintenance and Operation					
Maintenance of System .....	\$ 202.52	\$ 60.00	\$ 60.00	\$ 95.00	\$ 95.00
Water Service .....	378.00	168.99	396.00	475.00	475.00
Total Maintenance and Operation...	\$ 580.52	\$ 228.99	\$ 456.00	\$ 570.00	\$ 570.00
<b>TOTAL BAIRDSTOWN .....</b>	<b>\$ 652.37</b>	<b>\$ 628.99</b>	<b>\$ 900.00</b>	<b>\$ 870.00</b>	<b>\$ 870.00</b>
<b>BANDINI STREET AND SECOND STREET</b>					
Salaries and Wages .....	\$ 18.71	\$ 150.00	\$ 163.00	\$ 178.00	\$ 178.00
Maintenance and Operation					
Maintenance of System .....	\$ 80.63	\$ 60.00	\$ 100.00	\$ 102.00	\$ 102.00
Water Service .....	.60	1.20	2.00		
Total Maintenance and Operation...	\$ 81.23	\$ 61.20	\$ 102.00	\$ 102.00	\$ 102.00
<b>TOTAL BANDINI STREET AND SECOND STREET .....</b>	<b>\$ 99.94</b>	<b>\$ 211.20</b>	<b>\$ 265.00</b>	<b>\$ 280.00</b>	<b>\$ 280.00</b>
<b>BANNING BOULEVARD AND PACIFIC STREET</b>					
Salaries and Wages .....		\$ 30.00	\$ 35.00	\$ 47.00	<del>\$ 47.00</del> <i>38.00</i>
Maintenance and Operation					
Maintenance of System .....	\$ 18.71	\$ 20.00	\$ 20.00	\$ 25.00	<del>\$ 25.00</del> <i>20.00</i>
<b>TOTAL BANNING BOULEVARD AND PACIFIC STREET .....</b>	<b>\$ 18.71</b>	<b>\$ 50.00</b>	<b>\$ 55.00</b>	<b>\$ 72.00</b>	<del>\$ 72.00</del> <i>58.00</i>
<b>BEACH STREET AND 92ND STREET</b>					
Salaries and Wages .....	\$ 18.64	\$ 80.00	\$ 84.00		
Maintenance and Operation					
Maintenance of System .....	\$ 95.28	\$ 20.00	\$ 26.00		
Water Service .....	105.00	61.25	115.00		
Total Maintenance and Operation...	\$ 200.28	\$ 81.25	\$ 141.00		
<b>TOTAL BEACH STREET AND 92ND STREET .....</b>	<b>\$ 218.92</b>	<b>\$ 161.25</b>	<b>\$ 225.00</b>		

**SPECIAL DISTRICT FUNDS**

**SEWER MAINTENANCE DISTRICTS—Continued**

District	EXPENDITURES				
	Actual Prior Year 1932-33	Actual Current Year To 3-1-1934	Estimated Current Year 1933-34	Requested Fiscal Year 1934-35	Allowed Fiscal Year 1934-35
<b>BELFLOWEE</b>					
Salaries and Wages .....	\$ 84.20	\$ 250.00	\$ 290.00	\$ 300.00	\$ 300.00
Maintenance and Operation					
Maintenance of System .....	\$ 347.68	\$ 100.00	\$ 100.00	\$ 175.00	\$ 175.00
Water Service .....	276.00	138.00	280.00	280.00	280.00
Total Maintenance and Operation .....	\$ 623.68	\$ 238.00	\$ 380.00	\$ 455.00	\$ 455.00
<b>TOTAL BELFLOWEE</b> .....	\$ 707.88	\$ 488.00	\$ 670.00	\$ 755.00	\$ 755.00
<b>BELVEDERE</b>					
Salaries and Wages .....	\$ 144.52	\$ 700.00	\$ 736.00	\$ 700.00	\$ 700.00
Maintenance and Operation					
Maintenance of System .....	\$ 491.81	\$ 80.00	\$ 87.00	\$ 150.00	\$ 150.00
Water Service .....	855.65	330.00	885.00	900.00	900.00
Total Maintenance and Operation .....	\$ 1,347.46	\$ 410.00	\$ 972.00	\$ 1,050.00	\$ 1,050.00
<b>TOTAL BELVEDERE</b> .....	\$ 1,491.98	\$ 1,110.00	\$ 1,708.00	\$ 1,750.00	\$ 1,750.00
<b>BELVEDERE GARDENS</b>					
Salaries and Wages .....	\$ 113.29	\$ 600.00	\$ 606.00	\$ 465.00	\$ 465.00
Maintenance and Operation					
Maintenance of System .....	\$ 433.96	\$ 120.00	\$ 121.00	\$ 165.00	\$ 165.00
Water Service .....	829.60	364.00	880.00	1,080.00	1,080.00
Total Maintenance and Operation .....	\$ 1,263.56	\$ 484.00	\$ 1,001.00	\$ 1,245.00	\$ 1,245.00
<b>TOTAL BELEVDERE GARDENS</b> .....	\$ 1,376.85	\$ 1,084.00	\$ 1,607.00	\$ 1,710.00	\$ 1,710.00
<b>BOYLE HEIGHTS</b>					
Salaries and Wages .....	\$ 297.18	\$ 1,100.00	\$ 1,110.00	\$ 905.00	\$ 905.00
Maintenance and Operation					
Maintenance of System .....	\$ 784.78	\$ 160.00	\$ 166.00	\$ 260.00	\$ 260.00
Water Service .....	1,713.51	735.00	1,700.00	1,980.00	1,980.00
Total Maintenance and Operation .....	\$ 2,498.29	\$ 895.00	\$ 1,866.00	\$ 2,240.00	\$ 2,240.00
<b>TOTAL BOYLE HEIGHTS</b> .....	\$ 2,795.47	\$ 1,995.00	\$ 2,976.00	\$ 3,145.00	\$ 3,145.00
<b>BROOKLYN AVENUE-HAZARD STREET</b>					
Salaries and Wages .....	\$ 279.18	\$ 1,200.00	\$ 1,212.00	\$ 1,000.00	\$ 1,000.00
Maintenance and Operation					
Maintenance of System .....	\$ 969.39	\$ 190.00	\$ 195.00	\$ 260.00	\$ 260.00
Water Service .....	777.15	706.99	1,300.00	1,560.00	1,560.00
Total Maintenance and Operation .....	\$ 1,746.54	\$ 896.99	\$ 1,495.00	\$ 1,820.00	\$ 1,820.00
<b>TOTAL BROOKLYN AVENUE- HAZARD STREET</b> .....	\$ 2,025.72	\$ 2,096.99	\$ 2,707.00	\$ 2,820.00	\$ 2,820.00

LOS ANGELES COUNTY BUDGET—1934-35

SEWER MAINTENANCE DISTRICTS—Continued

District	EXPENDITURES				
	Actual Prior Year 1932-33	Actual Current Year To 3-1-1934	Estimated Current Year 1933-34	Requested Fiscal Year 1934-35	Allowed Fiscal Year 1934-35
<b>CLARK DRIVE</b>					
Salaries and Wages.....	\$ 3.76	\$ 50.00	\$ 60.00	\$	\$
<b>Maintenance and Operation</b>					
Maintenance of System.....	\$ 46.09	\$ 20.00	\$ 20.00	\$	\$
Water Service.....	95.40	54.90	120.00		
Total Maintenance and Operation...	\$ 141.49	\$ 74.90	\$ 140.00	\$	\$
<b>TOTAL CLARK DRIVE.....</b>	<b>\$ 145.25</b>	<b>\$ 124.90</b>	<b>\$ 200.00</b>	<b>\$</b>	<b>\$</b>
<b>CUDAHY</b>					
Salaries and Wages.....	\$ 86.34	\$ 500.00	\$ 552.00	\$ 420.00	\$ 420.00
<b>Maintenance and Operation</b>					
Maintenance of System.....	\$ 426.66	\$ 200.00	\$ 291.00	\$ 450.00	\$ 450.00
Water Service.....	228.00	127.00	300.00	456.00	456.00
Total Maintenance and Operation...	\$ 654.66	\$ 327.00	\$ 591.00	\$ 906.00	\$ 906.00
<b>TOTAL CUDAHY.....</b>	<b>\$ 741.00</b>	<b>\$ 827.00</b>	<b>\$ 1,143.00</b>	<b>\$ 1,326.00</b>	<b>\$ 1,326.00</b>
<b>DEANE AVENUE-KENISTON AVENUE</b>					
Salaries and Wages.....	\$ 57.82	\$ 200.00	\$ 250.00	\$ 250.00	\$ 250.00
<b>Maintenance and Operation</b>					
Maintenance of System.....	\$ 182.39	\$ 80.00	\$ 88.00	\$ 135.00	\$ 135.00
Water Service.....	229.50	105.00	255.00	305.00	305.00
Total Maintenance and Operation...	\$ 411.89	\$ 185.00	\$ 343.00	\$ 440.00	\$ 440.00
<b>TOTAL DEANE AVENUE-KENIS- TON AVENUE.....</b>	<b>\$ 469.71</b>	<b>\$ 385.00</b>	<b>\$ 593.00</b>	<b>\$ 690.00</b>	<b>\$ 690.00</b>
<b>DOWNEY</b>					
Salaries and Wages.....	\$ 87.95	\$ 300.00	\$ 332.00	\$ 340.00	\$ 340.00
<b>Maintenance and Operation</b>					
Maintenance of System.....	\$ 296.39	\$ 120.00	\$ 123.00	\$ 170.00	\$ 170.00
Water Service.....	733.50	357.00	800.00	880.00	880.00
Total Maintenance and Operation...	\$ 1,029.89	\$ 477.00	\$ 923.00	\$ 1,050.00	\$ 1,050.00
<b>TOTAL DOWNEY.....</b>	<b>\$ 1,117.84</b>	<b>\$ 777.00</b>	<b>\$ 1,255.00</b>	<b>\$ 1,390.00</b>	<b>\$ 1,390.00</b>
<b>EAST CUDAHY</b>					
Salaries and Wages.....	\$ 41.32	\$ 80.00	\$ 90.00	\$ 105.00	\$ 105.00
<b>Maintenance and Operation</b>					
Maintenance of System.....	\$ 117.29	\$ 50.00	\$ 110.00	\$ 170.00	\$ 170.00
Water Service.....	60.00	35.00	90.00	165.00	165.00
Total Maintenance and Operation...	\$ 177.29	\$ 85.00	\$ 200.00	\$ 335.00	\$ 335.00
<b>TOTAL EAST CUDAHY.....</b>	<b>\$ 218.61</b>	<b>\$ 165.00</b>	<b>\$ 290.00</b>	<b>\$ 440.00</b>	<b>\$ 440.00</b>

**SPECIAL DISTRICT FUNDS**

**SEWER MAINTENANCE DISTRICTS—Continued**

District	EXPENDITURES				
	Actual Prior Year 1932-33	Actual Current Year To 3-1-1934	Estimated Current Year 1933-34	Requested Fiscal Year 1934-35	Allowed Fiscal Year 1934-35
<b>FIRESTONE-PLAZA-90TH STREET</b>					
Salaries and Wages.....	\$	\$ 60.00	\$ 67.00	\$ 55.00	\$ 55.00
<b>Maintenance and Operation</b>					
Maintenance of System.....	\$ 17.33	\$ 25.00	\$ 70.00	\$ 115.00	\$ 115.00
Water Service.....			80.00	95.00	95.00
Total Maintenance and Operation...	\$ 17.33	\$ 25.00	\$ 150.00	\$ 210.00	\$ 210.00
<b>TOTAL FIRESTONE-PLAZA-90TH STREET</b> .....	\$ 17.33	\$ 85.00	\$ 217.00	\$ 265.00	\$ 265.00
<b>FLORENCE-GRAHAM</b>					
Salaries and Wages.....	\$ 635.78	\$ 2,500.00	\$ 2,524.00	\$ 2,600.00	\$ 2,600.00
<b>Maintenance and Operation</b>					
Maintenance of System.....	\$ 1,374.12	\$ 370.00	\$ 375.00	\$ 740.00	\$ 740.00
Water Service.....	3,226.65	1,669.15	3,300.00	4,855.00	4,855.00
Total Maintenance and Operation...	\$ 4,600.77	\$ 2,039.15	\$ 3,675.00	\$ 5,595.00	\$ 5,595.00
<b>TOTAL FLORENCE-GRAHAM</b> .....	\$ 5,236.55	\$ 4,539.15	\$ 6,199.00	\$ 8,195.00	\$ 8,195.00
<b>FRUITLAND AVENUE</b>					
Salaries and Wages.....	\$ 33.52	\$ 150.00	\$ 168.00	\$ 130.00	\$ 130.00
<b>Maintenance and Operation</b>					
Maintenance of System.....	\$ 105.65	\$ 30.00	\$ 38.00	\$ 60.00	\$ 60.00
Water Service.....	164.00	70.00	180.00	180.00	180.00
Total Maintenance and Operation...	\$ 269.65	\$ 100.00	\$ 218.00	\$ 240.00	\$ 240.00
<b>TOTAL FRUITLAND AVENUE</b> .....	\$ 303.17	\$ 250.00	\$ 386.00	\$ 370.00	\$ 370.00
<b>GARDENA-MONETA</b>					
Salaries and Wages.....	\$ 179.09	\$ 900.00	\$ 994.00	\$ 750.00	\$ 750.00
<b>Maintenance and Operation</b>					
Maintenance of System.....	\$ 495.62	\$ 150.00	\$ 157.00	\$ 215.00	\$ 215.00
Water Service.....	637.50	323.75	700.00	915.00	915.00
Total Maintenance and Operation...	\$ 1,133.12	\$ 473.75	\$ 857.00	\$ 1,130.00	\$ 1,130.00
<b>TOTAL GARDENA-MONETA</b> .....	\$ 1,312.21	\$ 1,373.75	\$ 1,851.00	\$ 1,880.00	\$ 1,880.00
<b>GOODRICH BOULEVARD-9TH STREET</b>					
Salaries and Wages.....	\$ 232.42	\$ 750.00	\$ 780.00	\$ 700.00	\$ 700.00
<b>Maintenance and Operation</b>					
Maintenance of System.....	\$ 575.54	\$ 160.00	\$ 166.00	\$ 210.00	\$ 210.00
Water Service.....	1,215.83	534.99	1,225.00	1,570.00	1,570.00
Total Maintenance and Operation...	\$ 1,791.37	\$ 694.99	\$ 1,391.00	\$ 1,780.00	\$ 1,780.00
<b>TOTAL GOODRICH BOULEVARD-9TH STREET</b> .....	\$ 2,023.79	\$ 1,444.99	\$ 2,171.00	\$ 2,480.00	\$ 2,480.00

LOS ANGELES COUNTY BUDGET—1934-35

SEWER MAINTENANCE DISTRICTS—Continued

District	EXPENDITURES				
	Actual Prior Year 1932-33	Actual Current Year To 3-1-1934	Estimated Current Year 1933-34	Requested Fiscal Year 1934-35	Allowed Fiscal Year 1934-35
<b>GREVILLEA STREET—IMPERIAL HIGHWAY</b>					
Salaries and Wages.....	\$ 15.80	\$ 100.00	\$ 108.00	\$ 120.00	\$ 120.00
<b>Maintenance and Operation</b>					
Maintenance of System.....	\$ 119.88	\$ 60.00	\$ 80.00	\$ 115.00	\$ 115.00
Water Service.....	35.00	61.25	120.00	120.00	120.00
<b>Total Maintenance and Operation...</b>	<b>\$ 154.88</b>	<b>\$ 121.25</b>	<b>\$ 200.00</b>	<b>\$ 235.00</b>	<b>\$ 235.00</b>
<b>TOTAL GREVILLEA STREET- IMPERIAL HIGHWAY.....</b>	<b>\$ 170.68</b>	<b>\$ 221.25</b>	<b>\$ 308.00</b>	<b>\$ 355.00</b>	<b>\$ 355.00</b>
<b>HAWTHORNE AVENUE-WILLOW STREET</b>					
Salaries and Wages.....	\$ 31.91	\$ 150.00	\$ 156.00	\$ 130.00	\$ 130.00
<b>Maintenance and Operation</b>					
Maintenance of System.....	\$ 117.48	\$ 60.00	\$ 100.00	\$ 160.00	\$ 160.00
Water Service.....	117.50	52.50	150.00	270.00	270.00
<b>Total Maintenance and Operation...</b>	<b>\$ 234.98</b>	<b>\$ 112.50</b>	<b>\$ 250.00</b>	<b>\$ 430.00</b>	<b>\$ 430.00</b>
<b>TOTAL HAWTHORNE AVENUE- WILLOW STREET.....</b>	<b>\$ 266.89</b>	<b>\$ 262.50</b>	<b>\$ 406.00</b>	<b>\$ 560.00</b>	<b>\$ 560.00</b>
<b>HICKS STREET-RAMONA BOULEVARD</b>					
Salaries and Wages.....	\$ 8.32	\$ 100.00	\$ 114.00	\$ 90.00	\$ 90.00
<b>Maintenance and Operation</b>					
Maintenance of System.....	\$ 80.22	\$ 40.00	\$ 40.00	\$ 45.00	\$ 45.00
Water Service.....	142.60	70.00	190.00	290.00	290.00
<b>Total Maintenance and Operation...</b>	<b>\$ 222.82</b>	<b>\$ 110.00</b>	<b>\$ 230.00</b>	<b>\$ 335.00</b>	<b>\$ 335.00</b>
<b>TOTAL HICKS STREET-RAMONA BOULEVARD .....</b>	<b>\$ 231.14</b>	<b>\$ 210.00</b>	<b>\$ 344.00</b>	<b>\$ 425.00</b>	<b>\$ 425.00</b>
<b>HOLLYDALE</b>					
Salaries and Wages.....	\$ 16.88	\$ 200.00	\$ 246.00	\$ 235.00	\$ 235.00
<b>Maintenance and Operation</b>					
Maintenance of System.....	\$ 174.16	\$ 100.00	\$ 282.00	\$ 390.00	\$ <del>390.00</del> <sup>292.00</sup>
Water Service.....				85.00	85.00
<b>Total Maintenance and Operation...</b>	<b>\$ 174.16</b>	<b>\$ 100.00</b>	<b>\$ 282.00</b>	<b>\$ 475.00</b>	<b>\$ <del>475.00</del> <sup>377.50</sup></b>
<b>TOTAL HOLLYDALE.....</b>	<b>\$ 191.04</b>	<b>\$ 300.00</b>	<b>\$ 528.00</b>	<b>\$ 710.00</b>	<b>\$ <del>710.00</del> <sup>612.00</sup></b>
<b>HOOPER AVENUE-NADEAU STREET</b>					
Salaries and Wages.....	\$ 56.51	\$ 250.00	\$ 264.00	\$	\$
<b>Maintenance and Operation</b>					
Maintenance of System.....	\$ 197.62	\$ 50.00	\$ 50.00	\$	\$
Water Service.....	370.00	183.75	375.00		
<b>Total Maintenance and Operation...</b>	<b>\$ 567.62</b>	<b>\$ 233.75</b>	<b>\$ 425.00</b>	<b>\$</b>	<b>\$</b>
<b>TOTAL HOOPER AVENUE- NADEAU STREET.....</b>	<b>\$ 624.13</b>	<b>\$ 483.75</b>	<b>\$ 689.00</b>	<b>\$</b>	<b>\$</b>

**SPECIAL DISTRICT FUNDS**

**SEWER MAINTENANCE DISTRICTS—Continued**

District	EXPENDITURES				
	Actual Prior Year 1932-33	Actual Current Year To 3-1-1934	Estimated Current Year 1933-34	Requested Fiscal Year 1934-35	Allowed Fiscal Year 1934-35
<b>HYNES-CLEARWATER</b>					
Salaries and Wages.....	\$ 82.07	\$ 450.00	\$ 492.00	\$ 375.00	\$ 375.00
<b>Maintenance and Operation</b>					
Maintenance of System.....	\$ 342.51	\$ 90.00	\$ 90.00	\$ 135.00	\$ 135.00
Water Service.....	189.50	94.50	210.00	210.00	210.00
Total Maintenance and Operation...	\$ 532.01	\$ 184.50	\$ 300.00	\$ 345.00	\$ 345.00
<b>TOTAL HYNES-CLEARWATER.....</b>	<b>\$ 614.08</b>	<b>\$ 634.50</b>	<b>\$ 792.00</b>	<b>\$ 720.00</b>	<b>\$ 720.00</b>
<b>INDEPENDENCE AVENUE-MOUNTAIN VIEW</b>					
Salaries and Wages.....	\$ 155.08	\$ 600.00	\$ 630.00	\$ 525.00	\$ 525.00
<b>Maintenance and Operation</b>					
Maintenance of System.....	\$ 374.07	\$ 110.00	\$ 116.00	\$ 175.00	\$ 175.00
Water Service.....	672.50	357.00	693.00	695.00	695.00
Total Maintenance and Operation...	\$ 1,046.57	\$ 467.00	\$ 809.00	\$ 870.00	\$ 870.00
<b>TOTAL INDEPENDENCE AVENUE- MOUNTAIN VIEW.....</b>	<b>\$ 1,201.65</b>	<b>\$ 1,067.00</b>	<b>\$ 1,439.00</b>	<b>\$ 1,395.00</b>	<b>\$ 1,395.00</b>
<b>INGLEWOOD AVENUE-BALLONA STREET</b>					
Salaries and Wages.....	\$	\$ 20.00	\$ 24.00	\$ 25.00	\$ 25.00
<b>Maintenance and Operation</b>					
Maintenance of System.....	\$ 31.59	\$ 5.00	\$ 7.00	\$ 10.00	\$ 10.00
<b>TOTAL INGLEWOOD AVENUE- BALLONA STREET.....</b>	<b>\$ 31.59</b>	<b>\$ 25.00</b>	<b>\$ 31.00</b>	<b>\$ 35.00</b>	<b>\$ 35.00</b>
<b>LOMITA</b>					
Salaries and Wages.....	\$ 65.71	\$ 300.00	\$ 306.00	\$ 240.00	\$ 240.00
<b>Maintenance and Operation</b>					
Maintenance of System.....	\$ 175.78	\$ 70.00	\$ 70.00	\$ 95.00	\$ 95.00
Water Service.....	126.90	88.40	200.00	230.00	230.00
Total Maintenance and Operation...	\$ 302.68	\$ 158.40	\$ 270.00	\$ 325.00	\$ 325.00
<b>TOTAL LOMITA.....</b>	<b>\$ 368.39</b>	<b>\$ 458.40</b>	<b>\$ 576.00</b>	<b>\$ 565.00</b>	<b>\$ 565.00</b>
<b>MALABAR STREET</b>					
Salaries and Wages.....	\$ 12.87	\$ 70.00	\$ 78.00	\$ 60.00	\$ 60.00
<b>Maintenance and Operation</b>					
Maintenance of System.....	\$ 36.37	\$ 20.00	\$ 25.00	\$ 40.00	\$ 40.00
Water Service.....	147.50	70.00	150.00	150.00	150.00
Total Maintenance and Operation...	\$ 183.87	\$ 90.00	\$ 175.00	\$ 190.00	\$ 190.00
<b>TOTAL MALABAR STREET.....</b>	<b>\$ 196.74</b>	<b>\$ 160.00</b>	<b>\$ 253.00</b>	<b>\$ 250.00</b>	<b>\$ 250.00</b>

**LOS ANGELES COUNTY BUDGET—1934-35**

**SEWER MAINTENANCE DISTRICTS—Continued**

District	EXPENDITURES				
	Actual Prior Year 1932-33	Actual Current Year To 3-1-1934	Estimated Current Year 1933-34	Requested Fiscal Year 1934-35	Allowed Fiscal Year 1934-35
<b>MILLER AVE.-RAMONA BLVD.</b>					
Salaries and Wages.....	\$ 72.59	\$ 500.00	\$ 540.00	\$ 440.00	\$ 440.00
<b>Maintenance and Operation</b>					
Maintenance of System.....	\$ 325.86	\$ 100.00	\$ 109.00	\$ 145.00	\$ 145.00
Water Service .....	588.87	272.45	634.00	690.00	690.00
<b>Total Maintenance and Operation...</b>	<b>\$ 914.73</b>	<b>\$ 372.45</b>	<b>\$ 743.00</b>	<b>\$ 835.00</b>	<b>\$ 835.00</b>
<b>TOTAL MILLER AVE.-RAMONA BLVD. ....</b>	<b>\$ 987.32</b>	<b>\$ 872.45</b>	<b>\$ 1,283.00</b>	<b>\$ 1,275.00</b>	<b>\$ 1,275.00</b>
<b>MONTEBELLO PARK</b>					
Salaries and Wages.....	\$ 100.02	\$ 350.00	\$ 360.00	\$ 355.00	\$ 355.00
<b>Maintenance and Operation</b>					
Maintenance of System.....	\$ 310.50	\$ 130.00	\$ 134.00	\$ 145.00	\$ 145.00
Water Service .....	263.00	322.20	700.00	1,175.00	1,175.00
<b>Total Maintenance and Operation...</b>	<b>\$ 573.50</b>	<b>\$ 452.20</b>	<b>\$ 834.00</b>	<b>\$ 1,320.00</b>	<b>\$ 1,320.00</b>
<b>TOTAL MONTEBELLO PARK.....</b>	<b>\$ 673.52</b>	<b>\$ 802.20</b>	<b>\$ 1,194.00</b>	<b>\$ 1,675.00</b>	<b>\$ 1,675.00</b>
<b>ORLANDO AVENUE</b>					
Salaries and Wages.....	\$ 2.23	\$ 50.00	\$ 60.00		
<b>Maintenance and Operation</b>					
Maintenance of System.....	\$ 39.35	\$ 10.00	\$ 13.00		
Water Service .....	36.00	21.00	40.00		
<b>Total Maintenance and Operation...</b>	<b>\$ 75.35</b>	<b>\$ 31.00</b>	<b>\$ 53.00</b>		
<b>TOTAL ORLANDO AVENUE.....</b>	<b>\$ 77.58</b>	<b>\$ 81.00</b>	<b>\$ 113.00</b>		
<b>PINE STREET-FLOWER STREET</b>					
Salaries and Wages.....	\$ 3.43	\$ 43.06	\$ 131.00	\$ 30.00	\$ 30.00
<b>Maintenance and Operation</b>					
Maintenance of System.....	\$ 34.06	\$ 54.45	\$ 60.00	\$ 40.00	\$ 40.00
Water Service .....	5.00	5.00	80.00		
<b>Total Maintenance and Operation...</b>	<b>\$ 39.06</b>	<b>\$ 59.45</b>	<b>\$ 140.00</b>	<b>\$ 40.00</b>	<b>\$ 40.00</b>
<b>TOTAL PINE STREET-FLOWER STREET .....</b>	<b>\$ 42.49</b>	<b>\$ 102.51</b>	<b>\$ 271.00</b>	<b>\$ 70.00</b>	<b>\$ 70.00</b>
<b>SEVENTH STREET</b>					
Salaries and Wages.....		\$ 30.00	\$ 40.00	\$ 35.00	\$ 35.00
<b>Maintenance and Operation</b>					
Maintenance of System.....	\$ 32.00	\$ 10.00	\$ 11.00	\$ 25.00	\$ 25.00
Water Service .....	18.00	10.50	20.00	20.00	20.00
<b>Total Maintenance and Operation...</b>	<b>\$ 50.00</b>	<b>\$ 20.50</b>	<b>\$ 31.00</b>	<b>\$ 45.00</b>	<b>\$ 45.00</b>
<b>TOTAL SEVENTH STREET.....</b>	<b>\$ 50.00</b>	<b>\$ 50.50</b>	<b>\$ 71.00</b>	<b>\$ 80.00</b>	<b>\$ 80.00</b>

**SPECIAL DISTRICT FUNDS**

**SEWER MAINTENANCE DISTRICTS—Continued**

District	EXPENDITURES				
	Actual Prior Year 1932-33	Actual Current Year To 3-1-1934	Estimated Current Year 1933-34	Requested Fiscal Year 1934-35	Allowed Fiscal Year 1934-35
<b>SHORT STREET</b>					
Salaries and Wages.....	\$ 1.92	\$ 80.00	\$ 84.00	\$ 80.00	\$ 80.00
Maintenance and Operation					
Maintenance of System.....	\$ 60.19	\$ 10.00	\$ 19.00	\$ 35.00	\$ 35.00
Water Service.....	36.00	21.00	36.00	36.00	36.00
Total Maintenance and Operation...	\$ 96.19	\$ 31.00	\$ 55.00	\$ 71.00	\$ 71.00
<b>TOTAL SHORT STREET.....</b>	<b>\$ 98.11</b>	<b>\$ 111.00</b>	<b>\$ 139.00</b>	<b>\$ 151.00</b>	<b>\$ 151.00</b>
<b>STRAND STREET</b>					
Salaries and Wages.....	\$ 38.40	\$ 100.00	\$ 114.00	\$ 155.00	\$ 155.00
Maintenance and Operation					
Maintenance of System.....	\$ 78.54	\$ 40.00	\$ 42.00	\$ 75.00	\$ 75.00
Water Service.....			100.00	210.00	210.00
Total Maintenance and Operation...	\$ 78.54	\$ 40.00	\$ 142.00	\$ 285.00	\$ 285.00
<b>TOTAL STRAND STREET.....</b>	<b>\$ 116.94</b>	<b>\$ 140.00</b>	<b>\$ 256.00</b>	<b>\$ 440.00</b>	<b>\$ 440.00</b>
<b>VERMONT AVENUE</b>					
Salaries and Wages.....	\$ 144.88	\$ 600.00	\$ 618.00	\$ 575.00	\$ 575.00
Maintenance and Operation					
Maintenance of System.....	\$ 478.98	\$ 210.00	\$ 215.00	\$ 285.00	\$ 285.00
Water Service.....	557.10	319.65	660.00	660.00	660.00
Total Maintenance and Operation...	\$ 1,036.08	\$ 529.65	\$ 875.00	\$ 945.00	\$ 945.00
<b>TOTAL VERMONT AVENUE.....</b>	<b>\$ 1,180.96</b>	<b>\$ 1,129.65</b>	<b>\$ 1,493.00</b>	<b>\$ 1,520.00</b>	<b>\$ 1,520.00</b>
<b>WALKER AVENUE</b>					
Salaries and Wages.....	\$ 18.26	\$ 100.00	\$ 120.00	\$ 115.00	\$ 115.00
Maintenance and Operation					
Maintenance of System.....	\$ 95.61	\$ 40.00	\$ 43.00	\$ 65.00	\$ 65.00
Water Service.....	48.00	28.00	72.00	75.00	75.00
Total Maintenance and Operation...	\$ 143.61	\$ 68.00	\$ 115.00	\$ 140.00	\$ 140.00
<b>TOTAL WALKER AVENUE.....</b>	<b>\$ 161.87</b>	<b>\$ 168.00</b>	<b>\$ 235.00</b>	<b>\$ 255.00</b>	<b>\$ 255.00</b>
<b>WEST HOLLYWOOD-SHERMAN</b>					
Salaries and Wages.....	\$ 336.10	\$ 2,100.00	\$ 2,101.00	\$ 1,825.00	\$ 1,825.00
Maintenance and Operation					
Maintenance of System.....	\$ 1,290.26	\$ 780.00	\$ 1,000.00	\$ 890.00	\$ 890.00
Water Service.....	1,732.25	755.53	1,850.00	2,350.00	2,350.00
Total Maintenance and Operation...	\$ 3,022.51	\$ 1,535.53	\$ 2,850.00	\$ 3,240.00	\$ 3,240.00
<b>TOTAL WEST HOLLYWOOD-SHERMAN.....</b>	<b>\$ 3,358.61</b>	<b>\$ 3,635.53</b>	<b>\$ 4,951.00</b>	<b>\$ 5,065.00</b>	<b>\$ 5,065.00</b>

LOS ANGELES COUNTY BUDGET—1934-35

SEWER MAINTENANCE DISTRICTS—Continued

District	EXPENDITURES				
	Actual Prior Year 1932-33	Actual Current Year To 3-1-1934	Estimated Current Year 1933-34	Requested Fiscal Year 1934-35	Allowed Fiscal Year 1934-35
<b>WILLOWBROOK</b>					
Salaries and Wages.....	\$ 257.26	\$ 1,100.00	\$ 1,140.00	\$ 1,000.00	\$ 1,000.00
<b>Maintenance and Operation</b>					
Maintenance of System.....	\$ 760.03	\$ 300.00	\$ 385.00	\$ 580.00	\$ 580.00
Water Service .....	822.60	519.05	915.00	1,095.00	1,095.00
Total Maintenance and Operation...	\$ 1,582.63	\$ 819.05	\$ 1,300.00	\$ 1,675.00	\$ 1,675.00
<b>TOTAL WILLOWBROOK</b> .....	\$ 1,839.89	\$ 1,919.05	\$ 2,440.00	\$ 2,675.00	\$ 2,675.00
<b>ZAMORA AVE.-92nd STREET</b>					
Salaries and Wages.....	\$ 92.91	\$ 400.00	\$ 420.00	\$	\$
<b>Maintenance and Operation</b>					
Maintenance of System.....	\$ 291.10	\$ 100.00	\$ 100.00		
Water Service .....	560.00	281.75	600.00		
Total Maintenance and Operation...	\$ 851.10	\$ 381.75	\$ 700.00		
<b>TOTAL ZAMORA AVENUE- 92nd STREET</b> .....	\$ 944.01	\$ 781.75	\$ 1,120.00		
<b>TOTAL SEWER MAINTENANCE DISTRICTS</b> .....	\$ 34,608.82	\$ 31,842.01	\$ 44,892.00	\$ 47,280.00	\$ <sup>47,168.00</sup> <del>47,280.00</del>

**SPECIAL DISTRICT FUNDS**

# Waterworks Districts

APPROPRIATIONS \$135,959.28

District	EXPENDITURES				
	Actual Prior Year 1932-33	Actual Current Year To 3-1-1934	Estimated Current Year 1933-34	Requested Fiscal Year 1934-35	Allowed Fiscal Year 1934-35
<b>No. 1</b>					
<b>Maintenance and Operation</b>					
Administration .....	\$ 2,692.60	\$ 1,621.53	\$ 3,500.00	\$ 1,250.00	\$ 1,250.00
Maintenance .....	775.30	605.07	1,500.00	6,750.00	6,750.00
Operation .....	2,417.35	1,454.09	3,000.00	3,600.00	3,600.00
<b>Total Maintenance and Operation.....</b>	<b>\$ 5,885.25</b>	<b>\$ 3,680.69</b>	<b>\$ 8,000.00</b>	<b>\$ 11,600.00</b>	<b>\$ 11,600.00</b>
<b>Capital Outlay</b>					
<b>Structural and Non-structural Improvements</b>					
Additions and Betterments.....	\$ 926.37	\$	\$ 8,000.00	\$ 8,200.00	\$ 8,200.00
<b>TOTAL NO. 1.....</b>	<b>\$ 6,811.62</b>	<b>\$ 3,680.69</b>	<b>\$ 16,000.00</b>	<b>\$ 19,800.00</b>	<b>\$ 19,800.00</b>
<b>No. 2</b>					
<b>Maintenance and Operation</b>					
Administration .....	\$ 1,351.64	\$ 799.32	\$ 1,500.00	\$ 600.00	\$ 600.00
Maintenance .....	399.13	863.41	750.00	6,500.00	6,500.00
Operation .....	660.51	506.30	1,000.00	1,500.00	1,500.00
<b>Total Maintenance and Operation.....</b>	<b>\$ 2,411.28</b>	<b>\$ 2,169.03</b>	<b>\$ 3,250.00</b>	<b>\$ 8,600.00</b>	<b>\$ 8,600.00</b>
<b>Capital Outlay</b>					
<b>Structural and Non-structural Improvements</b>					
Additions and Betterments.....	\$	\$ 525.21	\$ 5,150.00	\$ 5,300.00	\$ 5,300.00
<b>TOTAL NO. 2.....</b>	<b>\$ 2,411.28</b>	<b>\$ 2,694.24</b>	<b>\$ 8,400.00</b>	<b>\$ 13,900.00</b>	<b>\$ 13,900.00</b>
<b>No. 4</b>					
<b>Maintenance and Operation</b>					
Administration .....	\$ 1,419.78	\$ 811.61	\$ 2,000.00	\$ 525.00	\$ 525.00
Maintenance .....	1,907.46	789.88	2,500.00	12,575.00	12,575.00
Operation .....	1,067.18	653.01	1,500.00	2,000.00	2,000.00
<b>Total Maintenance and Operation.....</b>	<b>\$ 4,394.42</b>	<b>\$ 2,254.50</b>	<b>\$ 6,000.00</b>	<b>\$ 15,100.00</b>	<b>\$ 15,100.00</b>
<b>Capital Outlay</b>					
<b>Structural and Non-structural Improvements</b>					
Additions and Betterments.....	\$ 966.44	\$	\$ 3,450.00	\$ 4,100.00	\$ 4,100.00
<b>TOTAL NO. 4.....</b>	<b>\$ 5,360.86</b>	<b>\$ 2,254.50</b>	<b>\$ 9,450.00</b>	<b>\$ 19,200.00</b>	<b>\$ 19,200.00</b>
<b>No. 5</b>					
<b>Maintenance and Operation</b>					
Administration .....	\$ 1,383.55	\$ 790.44	\$ 1,750.00	\$ 550.00	\$ 550.00
Maintenance .....	940.32	215.45	1,500.00	1,775.00	1,775.00
Operation .....	934.09	415.96	1,500.00	1,950.00	1,950.00
<b>Total Maintenance and Operation.....</b>	<b>\$ 3,257.96</b>	<b>\$ 1,421.85</b>	<b>\$ 4,750.00</b>	<b>\$ 4,275.00</b>	<b>\$ 4,275.00</b>

LOS ANGELES COUNTY BUDGET—1934-35

WATERWORKS DISTRICTS—Continued

District	EXPENDITURES				
	Actual Prior Year 1932-33	Actual Current Year To 3-1-1934	Estimated Current Year 1933-34	Requested Fiscal Year 1934-35	Allowed Fiscal Year 1934-35
<b>No. 5—Continued</b>					
<b>Capital Outlay</b>					
<b>Structural and Non-structural Improvements</b>					
Additions and Betterments.....	\$ 416.24	\$	\$ 2,025.00	\$ 2,045.00	\$ 2,045.00
<b>TOTAL NO. 5</b> .....	<b>\$ 3,674.20</b>	<b>\$ 1,421.85</b>	<b>\$ 6,775.00</b>	<b>\$ 6,320.00</b>	<b>\$ 6,320.00</b>
<b>No. 10</b>					
<b>Maintenance and Operation</b>					
Administration .....	\$ 1,597.45	\$ 948.73	\$ 2,100.00	\$ 800.00	\$ 800.00
Maintenance .....	1,622.07	417.27	3,000.00	5,870.00	5,870.00
Operation .....	1,272.77	694.60	2,000.00	2,030.00	2,030.00
<b>TOTAL NO. 10</b> .....	<b>\$ 4,492.29</b>	<b>\$ 2,060.60</b>	<b>\$ 7,100.00</b>	<b>\$ 8,700.00</b>	<b>\$ 8,700.00</b>
<b>No. 13</b>					
<b>Maintenance and Operation</b>					
Administration .....	\$ 3,190.85	\$ 1,865.01	\$ 4,000.00	\$ 1,375.00	\$ 1,375.00
Maintenance .....	2,084.60	1,218.19	3,500.00	7,425.00	7,425.00
Operation .....	5,369.46	3,108.82	6,500.00	7,500.00	7,500.00
<b>TOTAL NO. 13</b> .....	<b>\$ 10,644.91</b>	<b>\$ 6,192.02</b>	<b>\$ 14,000.00</b>	<b>\$ 16,300.00</b>	<b>\$ 16,300.00</b>
<b>No. 16</b>					
<b>Maintenance and Operation</b>					
Administration .....	\$ 2,802.48	\$ 1,667.05	\$ 3,500.00	\$ 1,225.00	\$ 1,225.00
Maintenance .....	510.98	192.67	1,000.00	3,700.00	3,700.00
Operation .....	1,898.38	1,102.52	2,500.00	3,575.00	3,575.00
<b>Total Maintenance and Operation</b> .....	<b>\$ 5,211.84</b>	<b>\$ 2,962.24</b>	<b>\$ 7,000.00</b>	<b>\$ 8,500.00</b>	<b>\$ 8,500.00</b>
<b>Capital Outlay</b>					
<b>Equipment</b>					
Lawn Mower .....	\$	\$ 20.00	\$ 20.00	\$	\$
<b>TOTAL NO. 16</b> .....	<b>\$ 5,211.84</b>	<b>\$ 2,982.24</b>	<b>\$ 7,020.00</b>	<b>\$ 8,500.00</b>	<b>\$ 8,500.00</b>
<b>No. 17</b>					
<b>Maintenance and Operation</b>					
Operation .....	\$	\$	\$ 750.00	\$ 750.00	\$ 750.00
<b>No. 19</b>					
<b>Maintenance and Operation</b>					
Operation .....	\$	\$	\$ 2,000.00	\$ 2,000.00	\$ 2,000.00
<b>TOTAL MAINTENANCE AND OPERATION AND CAPITAL OUTLAY</b> .....	<b>\$ 38,607.00</b>	<b>\$ 21,286.14</b>	<b>\$ 71,495.00</b>	<b>\$ 95,470.00</b>	<b>\$ 95,470.00</b>

*M. O. → 75,825.00*  
*Outlay → 19,645.00*  


---

*95,470.00*

**SPECIAL DISTRICT FUNDS**

**WATERWORKS DISTRICTS—Continued**

District	EXPENDITURES				
	Actual Prior Year 1932-33	Actual Current Year To 3-1-1934	Estimated Current Year 1933-34	Requested Fiscal Year 1934-35	Allowed Fiscal Year 1934-35
<b>INTEREST AND DEBT REDEMPTION</b>					
No. 1.....	\$ 1,962.50	\$ 227.50	\$ 1,910.00	\$ 1,822.50	\$ 1,822.50
2.....	1,192.50	35.00	1,140.00	1,052.50	1,052.50
4.....	4,029.35	1,016.78	3,946.51	3,886.25	3,886.25
5.....	3,891.86	1,879.33	3,832.67	3,714.28	3,714.28
10.....	7,073.74	3,941.26	7,572.50	6,723.75	6,723.75
13.....	16,920.00	11,280.00	17,340.00	16,200.00	16,200.00
16.....	6,340.00	2,720.00	6,260.00	6,100.00	6,100.00
18.....	2,070.00	680.00	1,025.00	990.00	990.00
<b>TOTAL INTEREST AND DEBT REDEMPTION .....</b>	<b>\$ 43,479.95</b>	<b>\$ 21,779.87</b>	<b>\$ 43,026.68</b>	<b>\$ 40,489.28</b>	<b>\$ 40,489.28</b>
<b>TOTAL WATERWORKS DISTRICTS.....</b>	<b>\$ 82,086.95</b>	<b>\$ 43,066.01</b>	<b>\$ 114,521.68</b>	<b>\$ 135,959.28</b>	<b>\$ 135,959.28</b>

# Reserves

## FOR SPECIAL DISTRICTS UNDER SUPERVISION OF BOARD OF SUPERVISORS

District	Unappropriated Reserve	General Reserve	Total
<b>ACQUISITION AND IMPROVEMENT DISTRICTS</b>			
<b>Interest and Debt Redemption</b>			
No. <del>10</del>		\$ 284.28	\$ 284.28
<del>16</del>		752.41	752.41
<del>17</del>		1,407.29	1,407.29
<del>19</del>		6,773.10	6,773.10
<del>20</del>		1,226.14	1,226.14
<del>24</del>		4,568.51	4,568.51
<del>25</del>		100.31	100.31
28	507.29 *	81,422.94	81,422.94
<del>30</del>		10,389.80	10,389.80
<del>32</del>		337.81	337.81
<del>40</del>		247.24	247.24
<del>43</del>		253.54	253.54
<del>44</del>		17,855.01	17,855.01
51	101.33 *	344.00	344.00
<del>54</del>		4,830.34	4,830.34
<del>56</del>		133.56	133.56
<del>59</del>		1,254.39	1,254.39
60	100.79	362.93	362.93
<del>64</del>		7,483.12	7,483.12
67	507.10	5,526.83	5,526.83
<del>70</del>		5,538.43	5,538.43
<del>75</del>		4,679.08	4,679.08
<del>79</del>		1,214.03	1,214.03
<del>83</del>		1,140.15	1,140.15
<del>92</del>		58.59	58.59
<del>97</del>		280.53	280.53
101	102.14 *	4,573.80	4,573.80
<del>102</del>		2,869.25	2,869.25
103	102.36 *	1,482.99	1,482.99
<del>112</del>		716.65	716.65
<del>113</del>		3,072.41	3,072.41
<del>115</del>		36,665.12	36,665.12
120	507.10 *	2,436.46	2,436.46
122	507.87 *	6,778.24	6,778.24
<del>124</del>		808.01	808.01
136	508.89	40,011.02	40,011.02
137	517.30 *	16,133.02	16,133.02
<del>139</del>		551.78	551.78
144	507.30	8,202.23	8,202.23
<del>145</del>		3,531.50	3,531.50
146	512.64	7,347.23	7,347.23
<del>149</del>		13,433.22	13,433.22
<del>152</del>		462.09	462.09
156	506.71 *	4,886.62	4,886.62
161	508.55 *	8,649.24	8,649.24
<del>163</del>		183.41	183.41
<del>167</del>		96.70	96.70

**SPECIAL DISTRICT FUNDS**

**RESERVES—Continued**

District		Unappropriated Reserve	General Reserve	Total
<b>ACQUISITION AND IMPROVEMENT DISTRICTS—Continued</b>				
<b>Interest and Debt Redemption—Continued</b>				
179		\$	\$ 289.99	\$ 289.99
180	515.94		16,646.34	16,646.34
183			369.38	369.38
184	513.22		4,259.02	4,259.02
186			601.36	601.36
202			3,939.35	3,939.35
203	512.64 *		1,921.45	1,921.45
206	701.49		1,246.48	1,246.48
207			677.06	677.06
213			661.58	661.58
217	515.31 *		5,482.55	5,482.55
218			3,504.14	3,504.14
223			620.47	620.47
230	515.91 *		1,228.38	1,228.38
231			6,727.04	6,727.04
237			2,067.04	2,067.04
238			103.07	103.07
240			4,982.60	4,982.60
248			1,428.13	1,428.13
250			5,327.82	5,327.82
294			1,751.94	1,751.94
<b>TOTAL ACQUISITION AND IMPROVEMENT DISTRICTS</b>	<b>1,230.73 *</b>	<b>\$</b>	<b>\$ 385,184.54</b>	<b>\$ 385,184.54</b>

\* Credit

**DRAINAGE IMPROVEMENT DISTRICTS**

**Maintenance and Operation**

No. 1	1,210.00	1,500.00	\$ 250.00	\$ 1,250.00	\$ 1,500.00
3	100.00	100.00		100.00	100.00
8	16,798.00	2,020.80	350.00	1,650.00	2,000.00
9	251.25	251.25		200.00	200.00
11	1,500.00	1,950.00	450.00	1,500.00	1,950.00
17	306.76	306.76		250.00	250.00
22	1,200.00	1,550.00	350.00	1,200.00	1,550.00
23	1,254.45	1,704.45	450.00	1,250.00	1,700.00
25	72.50	72.50		50.00	50.00
26	10,876.5	10,876.5		1,000.00	1,000.00
29	271.18	1,221.18	250.00	750.00	1,000.00
<b>Total Maintenance and Operation</b>	<b>9,674.09</b>	<b>11,774.09</b>	<b>\$ 2,100.00</b>	<b>\$ 9,200.00</b>	<b>\$ 11,300.00</b>

**LOS ANGELES COUNTY BUDGET—1934-35**

**RESERVES—Continued**

District			Unappropriated Reserve	General Reserve	Total
<b>DRAINAGE IMPROVEMENT DISTRICTS—Continued</b>					
<b>Interest and Debt Redemption</b>					
No.	8		21,201.54	\$ 10,139.31	\$ 10,139.31
	9			538.58	538.58
	11		22,861.09	21,047.19	21,047.19
	17		1,578.92	1,648.12	1,648.12
	22		84,050.86	80,915.43	80,915.43
	23		181,743.04	176,130.89	176,130.89
	25		1,697.11	1,331.89	1,331.89
	26		21,121.96	20,251.76	20,251.76
	29		25,031.23	24,497.22	24,497.22
<b>Total Interest and Debt Redemption</b>			\$ 359,284.55	\$ 336,500.39	\$ 336,500.39
<b>TOTAL DRAINAGE IMPROVEMENT DISTRICTS</b>			\$ 2,100.00	\$ 345,700.39	\$ 347,800.39
<b>FIRE PROTECTION DISTRICTS</b>					
<b>Maintenance and Operation</b>					
	Altadena	422.00	16,150.51	16,572.51	\$ 24,241.00
	Angeles Mesa	160.00	3,751.58	3,911.58	1,115.00
	Artesia	250.00	5,703.00	5,953.00	5,000.00
	Baldwin Park	300.00	5,124.70	5,424.70	6,237.00
	Bellflower	100.00	7,520.20	7,620.20	8,025.00
	Belvedere	500.00	30,866.66	31,366.66	29,293.00
	Belvedere Gardens	1,500.00	38,127.20	39,627.20	40,431.00
	Central Manufacturing	200.00	3,722.38	3,922.38	2,025.00
	Clearwater - Hynes	300.00	7,187.68	7,487.68	6,107.00
	Clifton Heights	39.00	269.41	308.41	379.00
	Downey	200.00	8,956.91	9,156.91	7,760.00
	East Montebello	-	476.96	476.96	365.00
	El Porto	23.00	376.77	399.77	175.00
	Flintridge	850.00	12,840.39	13,690.39	12,541.00
	Hollywood-Sherman	1,000.00	33,283.42	34,283.42	29,427.00
	Howard	1,500.00	12,952.40	14,452.40	10,638.00
	La Crescenta Valley	275.00	11,181.50	11,456.50	11,631.00
	Laguna	-	13,861.53	13,861.53	13,943.00
	Lancaster	300.00	3,771.49	3,971.49	1,945.00
	Lawndale	300.00	8,746.69	9,046.69	8,054.00
	Lennox	200.00	9,554.07	9,754.07	8,682.00
	Lomita	200.00	10,923.82	11,123.82	7,360.00
	Maywood	73.00	843.57	916.57	658.00
	Miramonte - Florence - Graham	600.00	41,876.95	42,476.95	37,520.00
	Norwalk	1,000.00	12,301.36	13,301.36	11,963.00
	Palmdale	500.00	663.43	713.43	521.00
	Puente	48.00	4,274.50	4,322.50	4,063.00
	San Dimas	400.00	4,256.90	4,656.90	4,503.00
	Santa Fe Springs	5,300.00	46,477.77	51,777.77	64,080.00
	Walnut Park	1,000.00	12,718.50	13,718.50	12,349.00
		15,660.70			
<b>TOTAL FIRE PROTECTION DISTRICTS</b>			\$ 15,314.00	\$ 355,720.00	\$ 371,034.00

**SPECIAL DISTRICT FUNDS**

**RESERVES—Continued**

District	Unappropriated Reserve	General Reserve	Total
<b>FLOOD CONTROL DISTRICT</b>			
Maintenance and Operation.....	\$ 100,000.00	\$ 300,000.00	\$ 400,000.00
Interest and Debt Redemption.....		1,453,525.24	1,453,525.24
<b>TOTAL FLOOD CONTROL DISTRICT.....</b>	<b>\$ 100,000.00</b>	<b>\$ 1,753,525.24</b>	<b>\$ 1,853,525.24</b>
<b>GARBAGE DISPOSAL DISTRICTS</b>			
<b>Maintenance and Operation</b>			
Belvedere .....	22,863.08 28,614.44	4,751.36	19,797.00
Mesa Heights.....	1,204.89 1,504.52	249.64	1,040.00
West Hollywood - Sherman.....	17,303.60 20,710.02	3,476.42	14,485.00
<b>TOTAL GARBAGE DISPOSAL DISTRICTS.....</b>	<b>42,424.21 50,898.99</b>	<b>\$ 8,477.42</b>	<b>\$ 35,322.00</b>
<b>LIGHTING DISTRICTS</b>			
<b>Maintenance and Operation</b>			
Altadena .....	5,413.01	\$ 4,510.41	\$ 4,510.41
Angeles Vista.....	1,242.35	1,020.83	1,020.83
Artesia .....	1,744.21	1,437.50	1,437.50
Athens .....	726.25	583.33	583.33
Baldwin Park.....	3,533.94	2,968.75	2,968.75
Bandini .....	1,159.57	945.83	945.83
Bell .....	4,078.02	3,333.33	3,333.33
Bellflower .....	4,562.02	3,775.00	3,775.00
Belvedere .....	6,960.15	5,875.00	5,875.00
Central Gardens.....	1,044.49	804.16	804.16
City Terrace.....	4,115.95	3,395.83	3,395.83
Clearwater .....	2,506.06	1,854.16	1,854.16
Crescent Heights.....	3,098.81	2,833.33	2,833.33
Cudahy .....	502.19	416.66	416.66
Downey .....	1,641.95	1,364.58	1,364.58
Duarte .....	321.49	264.58	264.58
Eastmont .....	3,115.96	3,000.00	3,000.00
Fruitland .....	462.23	385.41	385.41
Graham .....	4,483.01	3,833.33	3,833.33
Hondo .....	6,728.6	495.83	495.83
Industrial .....	8,590.7	718.75	718.75
Jefferson .....	11,464.92	9,312.50	9,312.50
Kagel Canyon.....	335.25	266.66	266.66
Kern .....	9,523.05	8,208.33	8,208.33
La Canada.....	1,104.98	906.25	906.25
La Crescenta.....	336.20	277.08	277.08
Lancaster .....	1,822.19	1,481.25	1,481.25
Lawndale .....	2,068.00	1,614.58	1,614.58
Layton Vista.....	318.92	266.66	266.66
Lomita .....	5,131.50	4,479.16	4,479.16
Los Nietos.....	702.76	583.33	583.33

**LOS ANGELES COUNTY BUDGET—1934-35**

**RESERVES—Continued**

District		Unappropriated Reserve	General Reserve	Total
<b>LIGHTING DISTRICTS—Continued</b>				
<b>Maintenance and Operation—Continued</b>				
Manhattan .....	61859	\$	520.83	\$ 520.83
Melrose .....	781542		6,791.66	6,791.66
Michigan Avenue .....	77107		625.00	625.00
Michillinda .....	378890		3,120.83	3,120.83
Miramonte - Florence .....	102162		8,833.33	8,833.33
Moneta .....	161183		1,306.25	1,306.25
Montrose .....	144338		1,177.08	1,177.08
National .....	42033		395.83	395.83
Newhall .....	182921		1,489.58	1,489.58
Norwalk .....	140419		1,177.08	1,177.08
Palmdale .....	59231		472.91	472.91
Pasadena Boulevard .....	274276		2,322.91	2,322.91
Pico .....	190360		1,583.33	1,583.33
Piedmont .....	391827		3,197.91	3,197.91
Poppy Fields .....	108118		958.33	958.33
Puente .....	159182		1,322.91	1,322.91
Rico .....	42685		345.83	345.83
Rivera .....	19552		162.50	162.50
Riverside .....	44925		385.41	385.41
Rosemead .....	276167		2,437.50	2,437.50
San Dimas .....	138657		1,166.66	1,166.66
Sativa .....	180420		1,183.33	1,183.33
Stevenson Avenue and Laguna .....	519571		5,125.00	5,125.00
Sunnyside .....	396816		3,300.00	3,300.00
Walnut .....	260657		3,083.33	3,083.33
Western .....	121340		1,364.58	1,364.58
West Hollywood .....	581873		5,114.58	5,114.58
West Knoll .....	400612		3,687.50	3,687.50
West Whittier .....	52648		437.50	437.50
Willowbrook .....	127021		1,014.58	1,014.58
Wilmar .....	251572		2,916.66	2,916.66
Woodcrest .....	229221		1,916.66	1,916.66
<b>TOTAL LIGHTING DISTRICTS</b> .....	<b>16783645</b>	<b>\$</b>	<b>\$ 140,149.79</b>	<b>\$ 140,149.79</b>

**LIGHTING MAINTENANCE DISTRICTS**

**Maintenance and Operation**

No. 411 .....	90963	\$	791.66	\$ 791.66
540 .....	143654		1,250.00	1,250.00
588 .....	239199		2,895.83	2,895.83
603 .....	22320		208.33	208.33
623 .....	144573		1,229.16	1,229.16
625 .....	40734		347.91	347.91
628 .....	21328		187.50	187.50
635 .....	37146		302.08	302.08
665 .....	70435		625.00	625.00

**SPECIAL DISTRICT FUNDS**

**RESERVES—Continued**

District	Unappropriated Reserve	General Reserve	Total
<b>LIGHTING MAINTENANCE DISTRICTS—Continued</b>			
<b>Maintenance and Operation—Continued</b>			
No. <del>666</del> .....	-	<del>489.58</del>	<del>489.58</del>
669.....	1,278.01	1,062.50	1,062.50
670.....	352.50	314.58	314.58
681.....	315.15	333.33	333.33
691.....	192.07	166.66	166.66
<i>Out</i> → 695.....	-	895.83	895.83
721.....	1,218.02	1,520.83	1,520.83
738.....	515.06	443.75	443.75
755.....	-	597.91	597.91
760.....	480.37	447.91	447.91
780.....	868.43	718.75	718.75
783.....	-	422.91	422.91
785.....	484.13	397.91	397.91
788.....	516.01	458.33	458.33
825.....	223.87	208.33	208.33
850.....	590.33	531.25	531.25
859.....	828.55	781.25	781.25
865.....	704.39	625.00	625.00
900.....	409.39	318.75	318.75
903.....	2,461.99	2,406.25	2,406.25
941.....	2,127.71	1,854.16	1,854.16
977.....	1,739.45	1,479.16	1,479.16
<i>1007</i> TOTAL LIGHTING MAINTENANCE DISTRICTS.....	<i>27,206.80</i>	\$ 24,312.40	\$ 24,312.40
<b>PARK RECREATION AND PARKWAY DISTRICT</b>			
<b>Maintenance and Operation</b>			
Baldwin Park.....	\$ 960.00	\$ <del>7,265.00</del>	\$ <del>8,225.00</del>
<b>ROAD IMPROVEMENT DISTRICTS</b>			
<b>Interest and Dept Redemption</b>			
No. 34.....		\$ 1,934.98	\$ 1,934.98
36.....		2,524.28	2,524.28
82.....		3,277.33	3,277.33
91.....		7,684.24	7,684.24
96.....		108.74	108.74
102.....		71.06	71.06
108.....		1,214.30	1,214.30
124.....		112.92	112.92
149.....		13,751.97	13,751.97
153.....		4,617.78	4,617.78
<i>181</i> → 171.....	<i>11,184.27 *</i>	662.34	662.34
223.....	<i>10 *</i>	365.25	365.25
226.....		1,162.37	1,162.37

LOS ANGELES COUNTY BUDGET—1934-35

RESERVES—Continued

District	Unappropriated Reserve	General Reserve	Total
<b>ROAD IMPROVEMENT DISTRICTS—Continued</b>			
<b>Interest and Debt Redemption—Continued</b>			
No. 227 <i>255</i>	<i>5411.52*</i>	\$ 13,331.07	\$ 13,331.07
229 <i>258</i>	<i>08</i>	1,491.05	1,491.05
237 <i>262</i>	<i>1170.32*</i>	378.09	378.09
257 <i>267</i>	<i>3,821.16*</i>	5,700.52	5,700.52
258 <i>268</i>	<i>3760.45*</i>	7,486.43	7,486.43
259 <i>270</i>	<i>1277.92*</i>	29,377.62	29,377.62
269 <i>271</i>	<i>07</i>	2,728.35	2,728.35
271 <i>274</i>	<i>01</i>	5,448.66	5,448.66
272		7,983.09	7,983.09
274		470.03	470.03
275		117.18	117.18
276		5,279.86	5,279.86
278		1,303.35	1,303.35
279		14,090.08	14,090.08
280		561.16	561.16
282		11,095.97	11,095.97
286		6,564.83	6,564.83
287		147.12	147.12
288		4,941.67	4,941.67
289		2,414.13	2,414.13
290		914.61	914.61
292		2,827.76	2,827.76
294		151.62	151.62
295		13,521.66	13,521.66
300		1,154.88	1,154.88
306		790.02	790.02
308		4,174.72	4,174.72
309		5,366.92	5,366.92
310		677.34	677.34
313		1,942.65	1,942.65
315		1,173.99	1,173.99
316		3,055.80	3,055.80
<b>TOTAL ROAD IMPROVEMENT DISTRICTS</b>	<i>23186.59*</i>	\$ 194,152.79	\$ 194,152.79

\* Credit

SEWER MAINTENANCE DISTRICTS

Maintenance and Operation

Artesia	<i>136.92</i>	\$ 104.00	\$ 104.00
Bairdstown	<i>206.50</i>	195.00	195.00
Bandini and Second Street	<i>54.72</i>	50.00	50.00
<del>Banning Boulevard - Pacific Street</del>	<del>-</del>	5.00	5.00
Bellflower	<i>183.72</i>	145.00	145.00
Belvedere	<i>412.27</i>	350.00	350.00
Belvedere Gardens	<i>450.03</i>	385.00	385.00
Boyle Heights	<i>825.97</i>	675.00	675.00
Brooklyn Avenue - Hazard Street	<i>764.02</i>	825.00	825.00

**SPECIAL DISTRICT FUNDS**

**RESERVES—Continued**

District	Unappropriated Reserve	General Reserve	Total
<b>SEWER MAINTENANCE DISTRICTS—Continued</b>			
<b>Maintenance and Operation—Continued</b>			
Cudahy .....	223.08	174.00	174.00
Deane Avenue - Keniston Avenue.....	160.00	130.00	130.00
Downey .....	356.71	280.00	280.00
East Cudahy.....	82.58	60.00	60.00
Firestone Plaza - 90th Street.....	32.52	30.00	30.00
Florence - Graham.....	2,359.01	2,000.00	2,000.00
Fruitland Avenue .....	82.22	75.00	75.00
Gardena - Moneta.....	370.00	370.00	370.00
Goodrich Boulevard - 9th Street.....	683.06	560.00	560.00
Grevillea Street - Imperial Highway.....	105.27	85.00	85.00
Hawthorne Avenue - Willow Street.....	149.46	125.00	125.00
Hicks Street - Ramona Boulevard.....	84.62	70.00	70.00
<del>Hollydale</del> .....	-	70.00	70.00
Hynes - Clearwater.....	170.57	150.00	150.00
Independence - Mountain View Avenue.....	421.52	405.00	405.00
Inglewood - Ballona.....	12.16	10.00	10.00
Lomita .....	215.01	195.00	195.00
Malabar Street.....	56.80	50.00	50.00
Miller Avenue - Pomona Boulevard.....	323.67	245.00	245.00
Montebello Park .....	471.12	405.00	405.00
Pine Street - Flower Street.....	20.00	20.00	20.00
Seventh Street.....	23.31	20.00	20.00
Short Street.....	39.91	35.00	35.00
Strand .....	74.36	55.00	55.00
Vermont Avenue .....	447.26	370.00	370.00
Walker Avenue .....	58.80	55.00	55.00
West Hollywood - Sherman.....	1,010.00	1,010.00	1,010.00
Willowbrook .....	733.59	575.00	575.00
<b>TOTAL SEWER MAINTENANCE DISTRICTS</b> .....	<b>12,001.46</b>	<b>\$ 10,363.00</b>	<b>\$ 10,363.00</b>
<b>WATER WORKS DISTRICTS</b>			
<b>Interest and Dept Redemption</b>			
No. 1.....	402.50	385.00	385.00
4.....	1,265.20	1,129.75	1,129.75
5.....	2,619.32	2,589.73	2,589.73
10.....	7,128.75	4,022.50	4,022.50
13.....	12,180.00	11,400.00	11,400.00
16.....	4,080.00	4,040.00	4,040.00
18.....	745.00	740.00	740.00
<b>TOTAL WATER WORKS DISTRICTS</b> .....	<b>28,451.10</b>	<b>\$ 24,306.98</b>	<b>\$ 24,306.98</b>
<b>GRAND TOTAL RESERVES</b> .....	<del>\$ 126,851.42</del>	<del>\$ 3,276,002.13</del>	<del>\$ 3,402,853.55</del>

*127,198.12 2,972,538.09 3,099,736.21*



# INDEX

## GENERAL INDEX

	Page
I. Summarization of County Revenue Budget by Funds.....	4-5
II. Summarization of Estimated Receipts and Expenditures from Proceeds of Bond Issues.....	6
III. Recapitulation of Actual and Estimated Revenue.....	9-12
Summarization by Classification and Funds.....	13
IV. Comparative Statement of Departmental Budget Appropriations....	14-17
Summarization by Classification and Funds.....	18
V. Recapitulation of Actual, Estimated and Proposed Expenditures....	19-36
Summarization by Classification and Funds.....	37
VI. Budget of Proposed Expenditures for Interest and Debt Redemption	38
VII. Departmental Budget of Proposed Expenditures.....	41-369
VIII. Special Districts:	
Recapitulation and Summarization of Expenditures.....	373-375
Special District Budgets of Proposed Expenditures.....	376-455
IX. Emergency Appropriations from General Reserve.....	459
X. Statement of Appropriations from Unappropriated Reserves.....	460-467
XI. Statement of Appropriations Cancelled .....	468-471

## DEPARTMENTAL INDEX

Acquisition and Improvement Districts, Aid to.....	354
Agricultural Department.....	152
Alamitos Bay, Dredging.....	361
Assessment Districts, Special—1915 Act.....	354
Assessments and Special District Taxes.....	354
Assessor .....	55
Auditor .....	44
Board of Education.....	311
Board of Supervisors .....	41
Building Inspection Department.....	81
Bureau of Efficiency .....	73
California School for Deaf and Blind.....	289
Camps for Juvenile Vagrants.....	308
Cemetery, County.....	251
Cemetery, Lancaster .....	355
Charities, Department of—Exclusive of Institutions .....	204
Charities, Department of—General Relief .....	245
Charities, Department of—Division of Salvage.....	248
Civil Service Commission.....	71
Coliseum, Memorial.....	328
Constabulary .....	113
Coroner .....	103
County Clerk.....	100
County Counsel.....	67
County Employees' Retirement Association .....	359
County Fair Grounds .....	361
County Improvements.....	355

**INDEX—Continued**

**DEPARTMENTAL INDEX—Continued**

	Page
Debt Redemption and Interest.....	365
Department of Charities—Exclusive of Institutions.....	204
Department of Charities—General Relief.....	245
Department of Charities—Division of Salvage.....	248
Detention Camps.....	295
District Attorney.....	64
Dredging Alamitos Bay.....	361
Election Expense—Supervisors.....	87
El Retiro.....	300
Employment Stabilization Bureau.....	202
Exploitation.....	359
Exposition.....	360
Farm Advisor.....	136
Fire Warden—Fire Protection Districts.....	151
Fish and Game Warden.....	138
Forester and Fire Warden.....	140
Forester—General Government Buildings.....	125
Forester—General Hospital Acute Unit.....	288
General Government Buildings:	
Forester.....	125
Janitors.....	123
Mechanical Department.....	117
Supervisors.....	126
General Hospital.....	267
General Hospital Acute Unit—Forester.....	288
Grand Jury.....	99
Hancock Park.....	328
Health Department.....	163
Hospital, General.....	267
Hospital, Site Buildings.....	355
Hospitals, State.....	289
Improvements, County.....	355
Insurance.....	356
Interest and Debt Redemption.....	365
Jail.....	291
Jail Store.....	294
Janitors—General Government Buildings.....	123
Judgments and Damages.....	356
Justice Courts.....	93
Juvenile Court Wards, Care of.....	307
Juvenile Hall.....	297
Juvenile Vagrants, Camps for.....	308
Labor Coordinating Bureau.....	203
Lancaster Cemetery.....	355
Land Purchase.....	360
Law Library.....	321
Library-Court Room, Lancaster.....	127
Live Stock Department.....	156
Maintenance of Unassigned County Equipment.....	356
Marshal, Municipal Court—City of Long Beach.....	109
Marshal, Municipal Court—City of Los Angeles.....	111
Mechanical Department—General Government Buildings.....	117
Mechanical Department—Shops and Garage.....	349
Memorial Coliseum.....	328

INDEX—Continued

DEPARTMENTAL INDEX—Continued


	Page
Municipal Court—City of Long Beach.....	89
Municipal Court—City of Los Angeles.....	91
Museum of History, Science and Art, Los Angeles County .....	325
Olive View Sanatorium.....	177
Otis Art Institute.....	315
Park Department.....	337
Patriotic Hall.....	357
Peace Officers' Pension Fund.....	359
Pension for Aged Persons.....	250
Probation Committee.....	303
Probation Department.....	304
Psychopathic Court Wards.....	290
Public Administrator.....	134
Public Comfort Station.....	188
Public Defender.....	69
Public Library.....	317
Public Welfare Commission.....	201
Purchasing and Stores Department.....	344
Rancho Los Amigos.....	252
Recorder .....	131
Recreation Camps and Playgrounds, Department of.....	329
Reform Schools, State.....	290
Regional Planning Commission.....	79
Registrar of Titles.....	133
Registrar of Vital Statistics.....	175
Registrar of Vital Statistics—Outside.....	176
Registrar of Voters.....	83
Relief of Blind.....	250
Reserves for General and Special County Purposes.....	369
Road Department.....	191
Sealer of Weights and Measures.....	158
Schools, Superintendent of.....	312
Sheriff .....	105
Shops and Garage—Mechanical Department.....	349
Soldier Burials.....	343
Special Assessment Districts—1915 Act.....	354
State Aid for Children.....	250
State Commission for Protection of Children and Animals.....	160
State Hospitals.....	289
State Reform Schools.....	290
Superintendent of Schools.....	312
Superior Court.....	96
Supervisors, Board of.....	41
Supervisors, Election Expense.....	87
Supervisors, General Government Buildings.....	126
Surveyor .....	75
Tax Collector.....	61
Telephone Department.....	348
Treasurer .....	53
U. S. Department of Forestry.....	160
U. S. Department of Interior.....	160
Visual Education.....	314
Wages to Prisoners.....	296
Workmen's Compensation.....	358


INDEX—Continued

**SPECIAL DISTRICT INDEX**

Page

<b>Under Supervision of Board of Supervisors</b>	
Recapitulation Actual, Estimated and Proposed Expenditures.....	373
Summarization by Classification and Funds.....	375
Acquisition and Improvement Districts.....	376
Drainage Improvement Districts.....	378
Fire Protection Districts.....	380
Flood Control District.....	405
Garbage Disposal Districts.....	415
Lighting Districts.....	416
Lighting Maintenance Districts.....	427
Park, Recreation and Parkway Districts.....	432
Reserves for Special Districts under Supervision of Board of Supervisors .....	448
Road Improvement Districts.....	433
Sewer Maintenance Districts.....	436
Water Works Districts.....	445






35928455

9674.09

---

368958.64



## Special Statements

Emergency Appropriations from General Reserve.....	\$1,920,000.00
Appropriations from Unappropriated Reserve.....	2,986,169.79
Cancelled Appropriations.....	668,228.50



SPECIAL STATEMENTS

---

**Statement of Emergency Appropriations  
Made from General Reserve During Fiscal Year  
Ending June 30, 1934**

Description	Amount	Name of Fund
<b>Sheriff</b>		
Maintenance and Operation.....	\$ 28,000.00	General
<b>Bureau of County Welfare—General Relief</b>		
Maintenance and Operation.....	1,000,000.00	General
<b>State Aid for Children</b>		
Maintenance and Operation.....	188,000.00	General
<b>Relief of Blind</b>		
Maintenance and Operation.....	129,000.00	General
<b>Pension for Aged Persons</b>		
Maintenance and Operation.....	440,000.00	General
<b>General Hospital</b>		
Maintenance and Operation.....	135,000.00	General
<b>TOTAL EMERGENCY APPROPRIATIONS</b> .....	<u><u>\$1,920,000.00</u></u>	

**SUMMARIZATION**

<b>By General Classification</b>	
Maintenance and Operation.....	<u><u>\$1,920,000.00</u></u>
<b>By Funds</b>	
General .....	<u><u>\$1,920,000.00</u></u>

## Statement of Appropriations Made From Unappropriated Reserves During Fiscal Year Ending June 30, 1934

Description	Amount	Name of Fund
<b>Board of Supervisors</b>		
Maintenance and Operation.....	\$ 3,444.30	General
Capital Outlay.....	15.00	General
<b>Total</b> .....	<b>\$ 3,459.30</b>	
<b>Auditor</b>		
Salaries and Wages.....	\$ 17,000.00	Salary
Maintenance and Operation.....	15,000.00	General
Capital Outlay.....	2,658.00	General
<b>Total</b> .....	<b>\$ 34,658.00</b>	
<b>Assessor</b>		
Capital Outlay.....	\$ 5,795.00	General
<b>Tax Collector</b>		
Maintenance and Operation.....	\$ 300.00	General
Capital Outlay.....	1,500.00	General
<b>Total</b> .....	<b>\$ 1,800.00</b>	
<b>District Attorney</b>		
Salaries and Wages.....	\$ 4,175.98	Salary
Maintenance and Operation.....	12,500.00	General
Capital Outlay.....	397.00	General
<b>Total</b> .....	<b>\$ 17,072.98</b>	
<b>County Counsel</b>		
Salaries and Wages.....	\$ 7,703.76	Salary
Maintenance and Operation.....	262.19	General
<b>Total</b> .....	<b>\$ 7,965.95</b>	
<b>Civil Service Commission</b>		
Capital Outlay.....	\$ 14.00	General
<b>Bureau of Efficiency</b>		
Salaries and Wages.....	\$ 3,300.00	Salary
Maintenance and Operation.....	75.00	General
<b>Total</b> .....	<b>\$ 3,375.00</b>	
<b>Surveyor</b>		
Salaries and Wages.....	\$ 51,800.00	Salary
Maintenance and Operation.....	8,100.00	General
<b>Total</b> .....	<b>\$ 59,900.00</b>	
<b>Regional Planning Commission</b>		
Salaries and Wages.....	\$ 16,934.94	Salary
Maintenance and Operation.....	2,600.00	General
Capital Outlay.....	1,429.62	General
<b>Total</b> .....	<b>\$ 20,964.56</b>	

**SPECIAL STATEMENTS**

**STATEMENT OF APPROPRIATIONS MADE FROM UNAPPROPRIATED RESERVES DURING  
FISCAL YEAR ENDING JUNE 30, 1934—Continued**

Description	Amount	Name of Fund
<b>Registrar of Voters</b>		
Salaries and Wages .....	\$ 45,300.00	Salary
Maintenance and Operation.....	49,189.00	General
Capital Outlay .....	40.00	General
<b>Total</b> .....	<b>\$ 94,529.00</b>	
<b>Election Expense—Supervisors</b>		
Salaries and Wages .....	\$ 4,348.08	Salary
Maintenance and Operation.....	103,050.00	General
<b>Total</b> .....	<b>\$ 107,398.08</b>	
<b>Municipal Court—Long Beach</b>		
Salaries and Wages .....	\$ 6,000.00	Salary
Maintenance and Operation.....	3,650.00	General
Capital Outlay .....	22.00	General
<b>Total</b> .....	<b>\$ 9,672.00</b>	
<b>Municipal Court—Los Angeles</b>		
Maintenance and Operation.....	\$ 20,250.00	General
Capital Outlay .....	2,889.90	General
<b>Total</b> .....	<b>\$ 23,139.90</b>	
<b>Justice Courts</b>		
Maintenance and Operation.....	\$ 25,850.00	General
Capital Outlay .....	2,983.25	General
<b>Total</b> .....	<b>\$ 28,833.25</b>	
<b>Superior Court</b>		
Maintenance and Operation.....	\$ 1,518.24	General
Capital Outlay .....	4,894.41	General
<b>Total</b> .....	<b>\$ 6,412.65</b>	
<b>Grand Jury</b>		
Maintenance and Operation.....	\$ 7,550.00	General
<b>County Clerk</b>		
Salaries and Wages .....	\$ 164.41	Salary
Maintenance and Operation.....	1,801.04	General
<b>Total</b> .....	<b>\$ 1,965.45</b>	
<b>Sheriff</b>		
Maintenance and Operation.....	\$ 16,500.00	General
Capital Outlay .....	11,050.00	General
<b>Total</b> .....	<b>\$ 27,550.00</b>	
<b>General Government Buildings—Mechanical</b>		
Maintenance and Operation.....	\$ 53,707.05	General

LOS ANGELES COUNTY BUDGET—1934-35

STATEMENT OF APPROPRIATIONS MADE FROM UNAPPROPRIATED RESERVES DURING  
FISCAL YEAR ENDING JUNE 30, 1934—Continued

Description	Amount	Name of Fund
<b>General Government Buildings—Janitors</b>		
Maintenance and Operation.....	\$ 1,000.00	General
Capital Outlay.....	17.61	General
<b>Total.....</b>	<b>\$ 1,017.61</b>	
<b>General Government Buildings—Supervisors</b>		
Maintenance and Operation.....	\$ 105,246.52	General
<b>Recorder</b>		
Maintenance and Operation.....	\$ 600.00	General
<b>Public Administrator</b>		
Maintenance and Operation.....	\$ 761.50	General
<b>Fish and Game Warden</b>		
Maintenance and Operation.....	\$ 250.00	General
<b>Forester and Fire Warden</b>		
Maintenance and Operation.....	\$ 490.00	General
Capital Outlay.....	300.00	General
<b>Total.....</b>	<b>\$ 790.00</b>	
<b>Agricultural Department</b>		
Salaries and Wages.....	\$ 4,160.00	Salary
Maintenance and Operation.....	2,700.00	General
<b>Total.....</b>	<b>\$ 6,860.00</b>	
<b>Live Stock Department</b>		
Salaries and Wages.....	\$ 450.00	Salary
Maintenance and Operation.....	1,000.00	General
<b>Total.....</b>	<b>\$ 1,450.00</b>	
<b>U. S. Department of Forestry</b>		
Maintenance and Operation.....	\$ 15,727.48	General
<b>Health Department</b>		
Salaries and Wages.....	\$ 1,100.00	Salary
Maintenance and Operation.....	2,800.00	General
<b>Total.....</b>	<b>\$ 3,900.00</b>	
<b>Registrar of Vital Statistics</b>		
Maintenance and Operation.....	\$ 25.00	General
<b>Olive View Sanatorium</b>		
Salaries and Wages.....	\$ 2,962.70	Salary
Maintenance and Operation.....	7,500.00	General
Capital Outlay.....	7,262.71	General
<b>Total.....</b>	<b>\$ 17,725.41</b>	

**SPECIAL STATEMENTS**

**STATEMENT OF APPROPRIATIONS MADE FROM UNAPPROPRIATED RESERVES DURING  
FISCAL YEAR ENDING JUNE 30, 1934—Continued**

Description	Amount	Name of Fund
<b>Highways and Bridges</b>		
Maintenance and Operation.....	\$ 585.58	General
Capital Outlay .....	1,864.40	General
<b>Total</b> .....	<b>\$ 2,449.98</b>	
<b>Public Welfare Commission</b>		
Salaries and Wages.....	\$ 319.25	Salary
Maintenance and Operation.....	250.00	General
<b>Total</b> .....	<b>\$ 569.25</b>	
<b>Superintendent of Charities</b>		
Salaries and Wages.....	\$ 50,000.00	Salary
Maintenance and Operation.....	2,000.00	General
<b>Total</b> .....	<b>\$ 52,000.00</b>	
<b>Flood Area Relief</b>		
Maintenance and Operation.....	\$ 25,000.00	General
<b>Federal Emergency Cooperative Relief</b>		
Maintenance and Operation.....	\$ 79,748.35	General
<b>Labor Coordinating Bureau</b>		
Salaries and Wages.....	\$ 6,000.00	Salary
Maintenance and Operation.....	1,753.75	General
<b>Total</b> .....	<b>\$ 7,753.75</b>	
<b>Employment Stabilization Bureau</b>		
Salaries and Wages.....	\$ 10,525.00	Salary
Maintenance and Operation.....	2,400.00	General
<b>Total</b> .....	<b>\$ 12,925.00</b>	
<b>Bureau of County Welfare</b>		
Salaries and Wages.....	\$ 110,000.00	Salary
Maintenance and Operation.....	183,772.00	General
Capital Outlay .....	3,000.00	General
<b>Total</b> .....	<b>\$ 296,772.00</b>	
<b>Bureau of County Welfare—General Relief</b>		
Maintenance and Operation.....	\$ 465,217.80	General
<b>Bureau of County Welfare—Alleviation of Suffering</b>		
Maintenance and Operation.....	\$ 305,000.00	General
<b>Bureau of County Welfare—Salvage</b>		
Salaries and Wages.....	\$ 55,386.00	Salary
Maintenance and Operation.....	31,721.00	General
Capital Outlay .....	1,100.00	General
<b>Total</b> .....	<b>\$ 88,207.00</b>	
<b>Community Gardens Plot Service</b>		
Maintenance and Operation.....	\$ 10,000.00	General

LOS ANGELES COUNTY BUDGET—1934-35

STATEMENT OF APPROPRIATIONS MADE FROM UNAPPROPRIATED RESERVES DURING  
FISCAL YEAR ENDING JUNE 30, 1934—Continued

Description	Amount	Name of Fund
<b>Relief of Blind</b>		
Maintenance and Operation.....	\$ 36,000.00	General
<b>Rancho Los Amigos</b>		
Salaries and Wages.....	\$ 5,000.00	Salary
Maintenance and Operation.....	2,156.80	General
Capital Outlay.....	18,790.00	General
<b>Total</b> .....	<b>\$ 25,946.80</b>	
<b>General Hospital</b>		
Salaries and Wages.....	\$ 79,950.00	Salary
Maintenance and Operation.....	18,627.90	General
Capital Outlay.....	531.66	General
<b>Total</b> .....	<b>\$ 99,109.56</b>	
<b>Jail</b>		
Maintenance and Operation.....	\$ 20,000.00	General
Capital Outlay.....	116.62	General
<b>Total</b> .....	<b>\$ 20,116.62</b>	
<b>Jail Store</b>		
Maintenance and Operation.....	\$ 32,000.00	General
<b>Juvenile Hall</b>		
Salaries and Wages.....	\$ 117.00	Salary
Maintenance and Operation.....	3,456.60	General
Capital Outlay.....	50.00	General
<b>Total</b> .....	<b>\$ 3,623.60</b>	
<b>El Retiro</b>		
Salaries and Wages.....	\$ 270.00	Salary
Maintenance and Operation.....	30.00	General
<b>Total</b> .....	<b>\$ 300.00</b>	
<b>Probation Committee</b>		
Maintenance and Operation.....	\$ 25.00	General
<b>Probation Department</b>		
Maintenance and Operation.....	\$ 7,500.00	General
<b>Juvenile Court Wards</b>		
Maintenance and Operation.....	\$ 12,500.00	General
<b>Camps for Juvenile Vagrants</b>		
Capital Outlay.....	\$ 600.00	General
<b>Ellesmere Boys' Camp</b>		
Maintenance and Operation.....	\$ 5,000.00	General
<b>Board of Education</b>		
Salaries and Wages.....	\$ 2,110.00	Salary
<b>Superintendent of Schools</b>		
Capital Outlay.....	\$ 1.76	General

**SPECIAL STATEMENTS**

**STATEMENT OF APPROPRIATIONS MADE FROM UNAPPROPRIATED RESERVES DURING  
FISCAL YEAR ENDING JUNE 30, 1934—Continued**

Description	Amount	Name of Fund
<b>Visual Education</b>		
Capital Outlay .....	\$ 30.00	General
<b>Museum of History, Science and Art</b>		
Salaries and Wages.....	\$ 11,455.75	Salary
<b>Hancock Park</b>		
Salaries and Wages.....	\$ 1,600.00	Salary
<b>Recreation Camps and Playgrounds</b>		
Maintenance and Operation.....	\$ 21,346.26	General
Capital Outlay .....	810.00	General
<b>Total</b> .....	<b>\$ 22,156.26</b>	
<b>Park Department</b>		
Maintenance and Operation.....	\$ 414.44	General
Capital Outlay .....	2,000.00	General
<b>Total</b> .....	<b>\$ 2,414.44</b>	
<b>Purchasing and Stores Department</b>		
Maintenance and Operation.....	\$ 2,000.00	General
<b>Mechanical Department—Shops and Garage</b>		
Maintenance and Operation.....	\$ 17,280.00	General
Capital Outlay .....	250.00	General
<b>Total</b> .....	<b>\$ 17,530.00</b>	
<b>Assessments and Special District Taxes</b>		
Maintenance and Operation.....	\$ 91.67	General
<b>County Fair Grounds</b>		
Salaries and Wages.....	\$ 6,122.19	Salary
Maintenance and Operation.....	1,530.00	General
Capital Outlay .....	16,950.00	General
<b>Total</b> .....	<b>\$ 24,602.19</b>	
<b>Judgments and Damages</b>		
Maintenance and Operation.....	\$ 2,070.74	General
<b>Land Purchases</b>		
Capital Outlay .....	\$ 58.57	General
<b>Maintenance of Unassigned County Equipment</b>		
Maintenance and Operation.....	\$ 500.00	General
<b>Patriotic Hall</b>		
Maintenance and Operation.....	\$ 1,012.80	General
Capital Outlay .....	422.50	General
<b>Total</b> .....	<b>\$ 1,435.30</b>	

LOS ANGELES COUNTY BUDGET—1934-35

STATEMENT OF APPROPRIATIONS MADE FROM UNAPPROPRIATED RESERVES DURING  
FISCAL YEAR ENDING JUNE 30, 1934—Continued

Description	Amount	Name of Fund
<b>Exploitation</b>		
Maintenance and Operation		
Hollywood Bowl.....	\$ 1,875.00	General
Exhibit at Century of Progress Fair—Chicago .....	4,300.00	General
L. A. County Fair—Miscellaneous Exhibits.....	750.00	General
<b>Total.....</b>	<b>\$ 6,925.00</b>	
<b>Special Road Improvement</b>		
Maintenance and Operation.....	\$ 334,379.75	Special Road Imp.
Capital Outlay .....	28,882.43	Special Road Imp.
<b>Total.....</b>	<b>\$ 363,262.18</b>	
<b>Public Library</b>		
Salaries and Wages.....	\$ 2,338.53	Public Library
Maintenance and Operation.....	351.00	Public Library
Capital Outlay .....	15,200.00	Public Library
<b>Total.....</b>	<b>\$ 17,889.53</b>	
<b>Bellflower Fire Protection District</b>		
Maintenance and Operation.....	\$ 50.00	Bellflower Fire Protection Dist.
<b>Laguna Fire Protection District</b>		
Capital Outlay .....	\$ 598.00	Laguna Fire Protection Dist.
<b>San Dimas Fire Protection District</b>		
Maintenance and Operation.....	\$ 75.00	San Dimas Fire Protection Dist.
<b>Walnut Park Fire Protection District</b>		
Maintenance and Operation.....	\$ 900.00	Walnut Park Fire Protection Dist.
<b>Flood Control District Maintenance</b>		
Maintenance and Operation.....	\$ 149,550.00	Flood Control District Maint.
Capital Outlay .....	100,233.00	Flood Control District Maint.
<b>Total.....</b>	<b>\$ 249,783.00</b>	
<b>Mesa Heights Garbage Disposal District</b>		
Maintenance and Operation.....	\$ 100.00	Mesa Heights Garbage Disposal Dist.
<b>Baldwin Park Park, Recreation and Parkway District</b>		
Capital Outlay .....	\$ 50.00	Baldwin Park Park, Rec. & Parkway Dist.
<b>TOTAL APPROPRIATIONS FROM UNAPPROPRIATED RESERVES.....</b>	<b><u>\$2,986,169.79</u></b>	

SPECIAL STATEMENTS

---

STATEMENT OF APPROPRIATIONS MADE FROM UNAPPROPRIATED RESERVES DURING  
FISCAL YEAR ENDING JUNE 30, 1934—Continued

Description	Amount
<b>SUMMARIZATION</b>	
<b>BY GENERAL CLASSIFICATION</b>	
Salaries and Wages.....	\$ 506,593.59
Maintenance and Operation.....	2,246,768.76
Capital Outlay .....	232,807.44
<b>GRAND TOTAL</b> .....	<b><u>\$2,986,169.79</u></b>
<b>BY FUNDS</b>	
General .....	\$1,849,207.02
Salary .....	504,255.06
Special Road Improvement.....	363,262.18
Public Library.....	17,889.53
Fire Protection Districts .....	1,623.00
Flood Control Maintenance.....	249,783.00
Baldwin Park Park, Recreation and Parkway District.....	50.00
Mesa Heights Garbage Disposal District.....	100.00
<b>GRAND TOTAL</b> .....	<b><u>\$2,986,169.79</u></b>

## Statement of Appropriations Cancelled During Fiscal Year Ending June 30, 1934

Description	Amount	Name of Fund
<b>Board of Supervisors</b>		
Maintenance and Operation.....	\$ 15.00	General
<b>Assessor</b>		
Salaries and Wages.....	\$ 29,000.00	Salary
Maintenance and Operation.....	1,345.00	General
<b>Total</b> .....	<b>\$ 30,345.00</b>	
<b>Civil Service Commission</b>		
Maintenance and Operation.....	\$ 14.00	General
<b>Surveyor</b>		
Maintenance and Operation.....	\$ 5,000.00	General
<b>Registrar of Voters</b>		
Maintenance and Operation.....	\$ 40.00	General
<b>Municipal Court—Los Angeles</b>		
Salaries and Wages.....	\$ 23,000.00	Salary
Capital Outlay .....	1,000.00	General
<b>Total</b> .....	<b>\$ 24,000.00</b>	
<b>Superior Court</b>		
Salaries and Wages.....	\$ 8,000.00	Salary
<b>County Clerk</b>		
Capital Outlay .....	\$ 1,401.04	General
<b>Sheriff</b>		
Salaries and Wages.....	\$ 28,000.00	Salary
Maintenance and Operation.....	1,760.25	General
<b>Total</b> .....	<b>\$ 29,760.25</b>	
<b>General Government Buildings—Mechanical</b>		
Capital Outlay .....	\$ 8,000.00	General
<b>General Government Buildings—Janitors</b>		
Salaries and Wages.....	\$ 3,500.00	Salary
<b>General Government Buildings—Supervisors</b>		
Capital Outlay .....	\$ 5,000.00	General
<b>Recorder</b>		
Salaries and Wages.....	\$ 20,000.00	Salary
Maintenance and Operation.....	25.00	General
<b>Total</b> .....	<b>\$ 20,025.00</b>	

**SPECIAL STATEMENTS**

**STATEMENT OF APPROPRIATIONS CANCELLED DURING  
FISCAL YEAR ENDING JUNE 30, 1934—Continued**

Description	Amount	Name of Fund
<b>Forester and Fire Warden</b>		
Maintenance and Operation.....	\$ 300.00	General
Capital Outlay .....	400.00	General
<b>Total</b> .....	<b>\$ 700.00</b>	
<b>Agricultural Department</b>		
Maintenance and Operation.....	\$ 1,000.00	General
<b>Live Stock Department</b>		
Capital Outlay .....	\$ 450.00	General
<b>Alhambra Storm Drain</b>		
Maintenance and Operation.....	\$ 6,000.00	General
<b>Health Department</b>		
Capital Outlay .....	\$ 1,000.00	General
<b>Olive View Sanatorium</b>		
Salaries and Wages.....	\$ 7,500.00	Salary
Maintenance and Operation.....	500.00	General
<b>Total</b> .....	<b>\$ 8,000.00</b>	
<b>Food Administration</b>		
Maintenance and Operation.....	\$ 10,000.00	General
<b>Rancho Los Amigos</b>		
Maintenance and Operation.....	\$ 23,790.00	General
Capital Outlay .....	7,500.00	General
<b>Total</b> .....	<b>\$ 31,290.00</b>	
<b>General Hospital</b>		
Capital Outlay .....	\$ 16,127.90	General
<b>Jail</b>		
Maintenance and Operation.....	\$ 92.06	General
<b>Wages to Prisoners</b>		
Maintenance and Operation.....	\$ 6,000.00	General
<b>Juvenile Hall</b>		
Maintenance and Operation.....	\$ 50.00	General
<b>El Retiro</b>		
Maintenance and Operation.....	\$ 270.00	General
<b>Probation Committee</b>		
Capital Outlay .....	\$ 25.00	General

LOS ANGELES COUNTY BUDGET—1934-35

STATEMENT OF APPROPRIATIONS CANCELLED DURING  
FISCAL YEAR ENDING JUNE 30, 1934—Continued

Description	Amount	Name of Fund
<b>Probation Department</b>		
Salaries and Wages.....	\$ 1,500.00	Salary
<b>Camps for Juvenile Vagrants</b>		
Maintenance and Operation.....	\$ 600.00	General
<b>Otis Art Institute</b>		
Salaries and Wages.....	\$ 1,600.00	Salary
<b>Recreation Camps and Playgrounds</b>		
Maintenance and Operation.....	\$ 800.00	General
Capital Outlay .....	10.00	General
<b>Total</b> .....	<b>\$ 810.00</b>	
<b>Park Department</b>		
Maintenance and Operation.....	\$ 414.44	General
<b>Soldier Burials</b>		
Maintenance and Operation.....	\$ 5,125.00	General
<b>Purchasing and Stores Department</b>		
Salaries and Wages.....	\$ 28,000.00	Salary
<b>Mechanical Department—Shops and Garage</b>		
Maintenance and Operation.....	\$ 250.00	General
<b>County Employees' Retirement Association</b>		
Salaries and Wages.....	\$ 1,500.00	Salary
<b>Exploitation</b>		
Maintenance and Operation		
Rose Garden Maintenance—Exposition Park.....	\$ 5,625.00	General
<b>County Fair Grounds</b>		
Capital Outlay .....	\$ 16,767.30	General
<b>Special Road Improvement</b>		
Maintenance and Operation.....	\$ 28,882.43	Special Road Imp.
Capital Outlay .....	209,379.75	Special Road Imp.
<b>Total</b> .....	<b>\$ 238,262.18</b>	
<b>Bellflower Fire Protection District</b>		
Capital Outlay .....	\$ 50.00	Bellflower Fire Protection Dist.
<b>Laguna Fire Protection District</b>		
Maintenance and Operation.....	\$ 598.00	Laguna Fire Protection Dist.

**SPECIAL STATEMENTS**

**STATEMENT OF APPROPRIATIONS CANCELLED DURING  
FISCAL YEAR ENDING JUNE 30, 1934—Continued**

Description	Amount	Name of Fund
<b>Flood Control District Maintenance</b>		
Capital Outlay .....	\$ 150,971.33	Flood Control District Maint.
<b>Baldwin Park Park, Recreation and Parkway District</b>		
Maintenance and Operation.....	\$ 50.00	Baldwin Park Park, Rec. & Pkwy. Dist.
<b>TOTAL APPROPRIATIONS CANCELLED</b> .....	<b>\$ 668,228.50</b>	

**SUMMARIZATION**

**BY GENERAL CLASSIFICATION**

Salaries and Wages.....	\$ 151,600.00
Maintenance and Operation.....	98,546.18
Capital Outlay .....	418,082.32
<b>GRAND TOTAL</b> .....	<b>\$ 668,228.50</b>

**BY FUNDS**

General .....	\$ 126,696.99
Salary .....	151,600.00
Special Road Improvement.....	238,262.18
Fire Protection Districts.....	648.00
Flood Control District Maintenance.....	150,971.33
Baldwin Park Park, Recreation and Parkway District.....	50.00
<b>GRAND TOTAL</b> .....	<b>\$ 668,228.50</b>

