

SAN DIEGO COUNTY PRE-READING PACKET

Please see the following pre-reading materials shared by the San Diego County Live Well team in advance of our upcoming site visit:

1. 2022 Live Well San Diego Annual Impact Report Executive Summary (pages 2-5)
2. County of San Diego, General Management System Overview (pages 6-7)
3. Health and Human Services Agency Organizational Chart, July 2023 (page 8)
4. HHSA Overview and Snapshot, FY21 (pages 9-10)
5. 2022-24 HHSA Strategic Plan (pages 11-12)
6. Live Well Overview (pages 13-14)
7. Live Well San Diego Annual Impact Report (2021-2022) (pages 15-32)



2022 LIVE WELL SAN DIEGO ANNUAL IMPACT REPORT

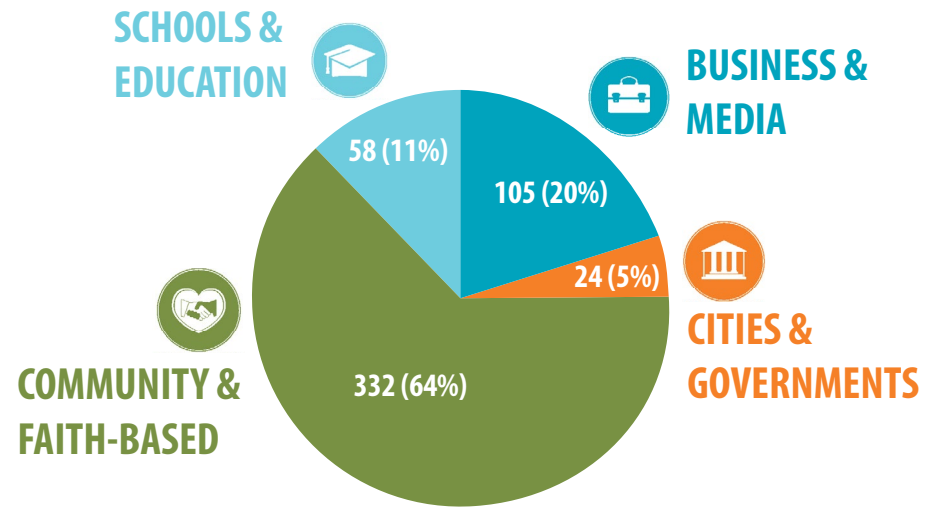
EXECUTIVE SUMMARY

HEALTHY, SAFE & THRIVING COMMUNITIES FOR ALL

Live Well San Diego is a vision for a region that is [Building Better Health](#), [Living Safely](#), and [Thriving](#). It aligns the efforts of individuals, organizations, and formally Recognized Partners to help all 3.3 million San Diego County residents live well. From its start back in 2010, the *Live Well San Diego* vision has grown to become a successful movement for driving change in our region and beyond.

The *Live Well San Diego* vision leverages the diverse resources and backbone support of the County of San Diego and uses the collective impact model which requires that cross-sector organizations come together in support of a common agenda, agree to track progress in the same way, and coordinate efforts to continuously improve programs and initiatives to positively affect quality of life in San Diego County. Together, over 519 Recognized Partners have committed to positively change the conditions in which people live, learn, work, play or pray ([Social Drivers of Health](#)) so that everyone can have a fair opportunity to be healthier.

RECOGNIZED PARTNERS COMMITTED TO THE VISION BY SECTOR: 519



The 5 New Conditions of Collective Impact



After over a decade of applying collective impact to address social problems in the region, our movement building approach has organically shifted to incorporate the guiding principles of equity, justice, and sustainability to create a region that is healthy, safe, and thriving for all. The root of this change stems from inclusive community engagement and empowerment driven by the efforts of the County of San Diego and its partners, who are working together across sectors to remove barriers, adapt approaches, and embrace community aspirations to create initiatives with high impact for a brighter future.

Source: [Collective Impact 3.0 | An Evolving Framework for Community Change](#)

SECTOR AND COMMUNITY LEADERSHIP TEAMS

Sector Leadership Teams

As a part of the COVID-19 response, new stakeholders from every sector developed a connection to the County of San Diego and the *Live Well San Diego* vision through [expanded](#) industry sectors that brought timely and relevant information and guidance about COVID-19 to the community.

As the COVID-19 pandemic transitions into an endemic disease, the Sector teams, too, are experiencing a transition into [Sector Leadership Teams](#) that bring organizations together to collaborate, share resources and best practices, and promote healthy, safe, and thriving communities. Through these Sector Leadership Teams, we expect to see continued growth in our collaborative partnerships moving forward. Organizations are encouraged to sign-up for email updates to learn more about the work that each [sector](#) is doing to improve the health and wellbeing of our communities.

Community Leadership Team Revival

Live Well San Diego [Community Leadership Teams](#) tie together the collective efforts of organizations and community groups in each region of the county and provide a central point for planning and organizing collaborative action. Leadership Teams were formed to help guide planning and identify priority work efforts in each region and involve leaders from *Live Well San Diego* Recognized Partner organizations, as well as community leaders, stakeholders, and residents from the local area.

Leadership Team meetings are supported by County of San Diego staff and offer opportunities to bring regional community leaders together for networking, information sharing, and connectivity among group members. Together, they engage in community enrichment efforts to help educate and mobilize communities, develop and address priority needs, identify



East Community Leadership Team Meeting

resources, and plan actions to improve the regions' health and well-being.

During the COVID-19 pandemic, Community Leadership Team meetings were placed on hold to focus on response efforts. Over the past year, these meetings have been revived to focus once again on improving regional issues related to health and wellbeing. Community partners are [encouraged to attend](#) to learn more about the *Live Well San Diego* vision.



BUILDING BETTER HEALTH

Our partners are supporting healthy choices by increasing access to quality care, educating on the importance of physical activity and healthy eating, and raising awareness of the impacts of tobacco and other drug use on one's health.



Project New Village Mobile Market

By partnering with half a dozen local organizations, **Project New Village** is addressing food insecurity and access to nutritious foods through their [People's Produce Mobile Farmer's Market program](#), a solar powered refrigerated truck bringing locally grown fresh produce to communities with limited access to fresh food.



Refugee Resource Fair Volunteers

The first ever **Love Your Heart Community Resource Fair** brought care directly to San Diego's Middle-Eastern refugee community by [bringing dozens of community partners together](#) and connecting over 500 individuals with health and government services, resources, and food.



LIVING SAFELY

Agencies, community partners, and resident stakeholders have made an unprecedented commitment to working together to develop and implement strategies that improve public safety.



Safe Parking Program

Jewish Family Services' Safe Parking Program provides a safe place to sleep, access to supportive services, and a dignified way to return to stable housing for over 300 individuals each night through a partnership with the **City of San Diego** and the **Regional Task Force on Homelessness**.




Volunteers Prepare a Swim Safer Pool Party

San Diego Swim Safer, a partnership between the **San Diego County Parks and Recreation**, **First 5 San Diego**, **City of San Diego**, **MIG**, and the **Prevent Drowning Foundation of San Diego**, expanded swim lessons and water safety throughout the region, engaging thousands of new swimmers.



THRIVING

Our region thrives when we work together to cultivate opportunities for all people and communities to grow, connect, and enjoy the highest quality of life; improving neighborhoods, standard of living, community spaces, and civic life.



Secret Stairs of Valencia Park

Blue Shield of California Promise Health Plan, **Urban Collaborative Project**, and the **City of San Diego** worked together to bring a vibrant-colored mural to the [Secret Stairs of Valencia Park](#) which was painted by local artists.








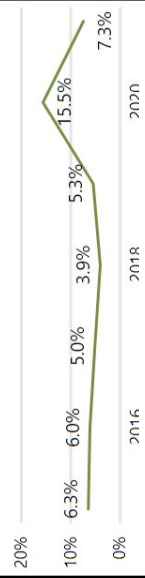



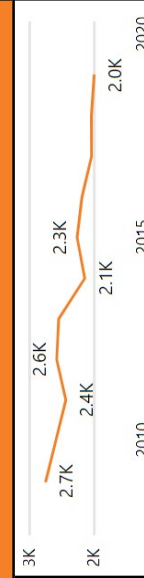



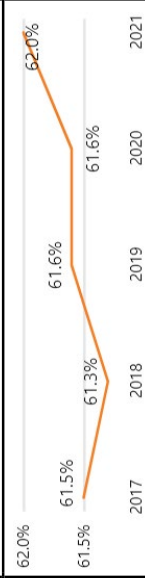







Journey to Raise Awareness of Homeless Youth


YMCA of San Diego County staff members embarked on their first-ever three-day solidarity journey to [shed light on youth experiencing homelessness](#); along the way they held rallies with the support of collaborative partners to connect with local leaders and stakeholders to raise awareness around this serious social issue.

MEASURING PROGRESS: Live Well San Diego Top 10 Indicators

Progress toward the *Live Well San Diego* vision is measured across a person's lifespan within 5 Areas of Influence and 10 *Live Well San Diego* Indicators which define what it means to live well in San Diego. As more residents improve their health, safety and economic status, there are more opportunities for people to grow, connect and thrive.

Indicator: Measure	U.S.	CA	SD	Trend Data
HEALTH - ENJOYING GOOD HEALTH AND EXPECTING TO LIVE A FULL LIFE				
 Life Expectancy: Length of life expected at birth in years	78.7	80.8	82.7	
 Quality of Life: Percent of the population sufficiently healthy to live independently (not including those who reside in nursing homes or other institutions)	94.2%	94.5%	94.9%	
KNOWLEDGE - LEARNING THROUGHOUT THE LIFESPAN				
 Education: Percent of population ages 25 and over with at least a High School Diploma or Equivalent	88.0%	83.3%	87.4%	
STANDARD OF LIVING - HAVING ENOUGH RESOURCES FOR A QUALITY LIFE				
 Unemployment Rate: Percent of the total labor force that is unemployed (2019 ESRI Community Analyst current year, data is not seasonally adjusted)	6.2%	8.0%	7.3%	
 Income: Percent of population spending less than 1/3 of income on housing	69.2%	59.4%	57.4%	
COMMUNITY - LIVING IN A CLEAN AND SAFE NEIGHBORHOOD				
 Security-Overall Crime Rate: Number of crimes per 100,000 people (all crimes, including violent and property)	2476.7	2772.4	1992.1	
 Physical Environment-Air Quality: Percent of days that air quality was rated as unhealthy for sensitive populations	1.5%	10.7%	13.4%	
 Built Environment-Distance To Park: Percent of population living within a quarter mile of a park or community space	U	U	62.0%	
SOCIAL - HELPING EACH OTHER TO LIVE WELL				
 Vulnerable Populations-Food Insecurity: Percent of population with income of 200 percent or less of the federal poverty level, who have experienced food insecurity	U	39.6%	37.6%	
 Community Involvement-Volunteerism: Percent of population who volunteer	30.0%	24.9%	25.5%	

 Moving in the right direction

 Moving in the wrong direction

Note: The most current local data, that has state and national comparison data is reported. U = unavailable.

To view data at a sub-regional or sub-area level, visit www.LiveWellSD.org/data-results.



County of San Diego, General Management System

Overview

For decades, the operations of the County of San Diego (County) have been shaped by a robust strategic planning process and utilization of an operational tool called the General Management System (GMS). Within an organization as large and complex as the County of San Diego, a cohesive approach to managing operations across the enterprise is essential to success. In addition to policy initiatives directed by the Board of Supervisors (Board), the County is responsible for hundreds of programs, some of them mandated by the State and Federal governments, that provide vital services and support to our region. At the core of the GMS is Community Engagement, based on the principle that all that we do should be for, and created in partnership with, the people we serve. The outer ring is included to reflect the core values of everything we do: integrity, equity, access, belonging, excellence and sustainability.

Vision

A just, sustainable, and resilient future for all.

Mission

Strengthen our communities with innovative, inclusive, and data-driven services through a skilled and supported workforce.

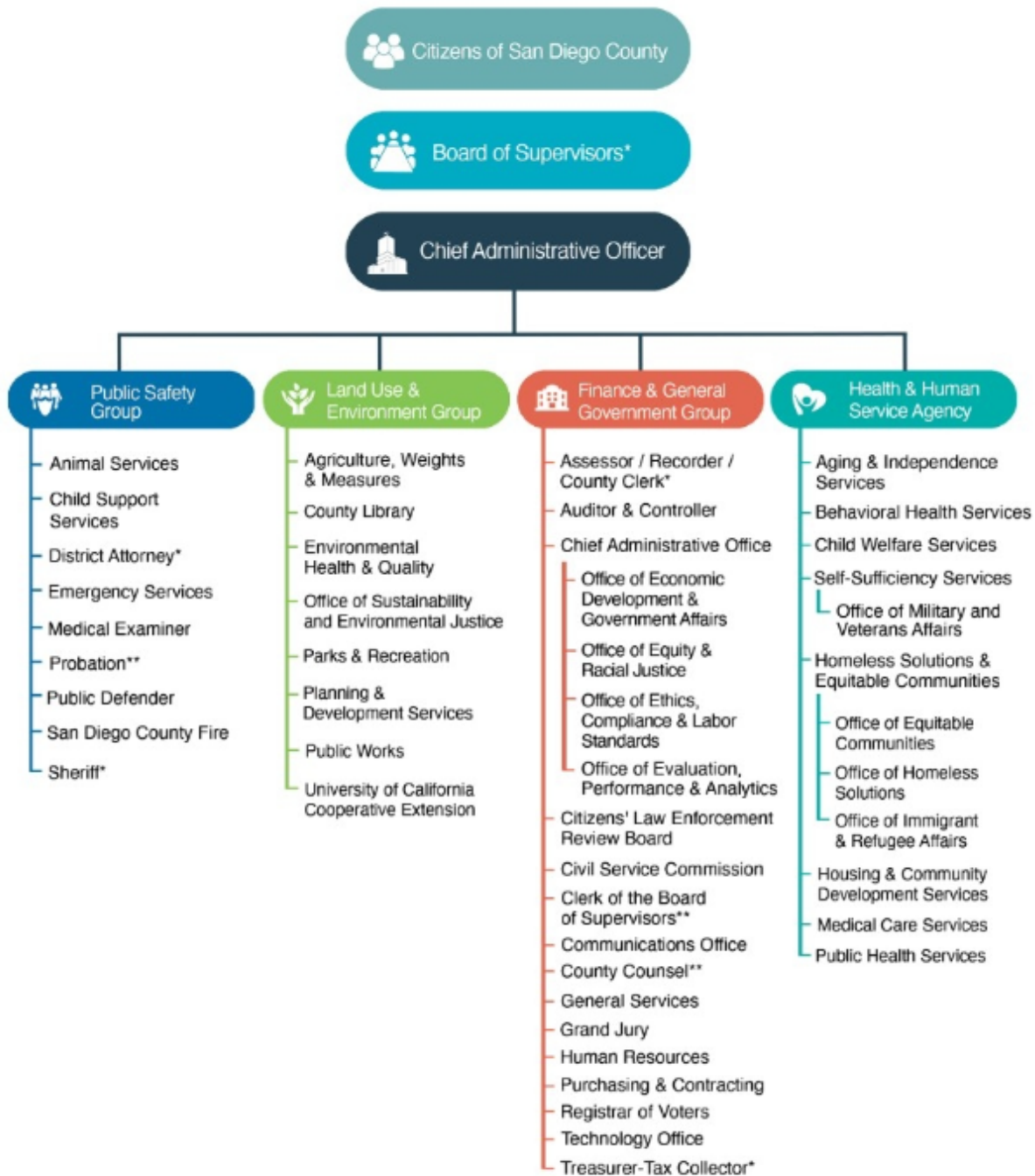


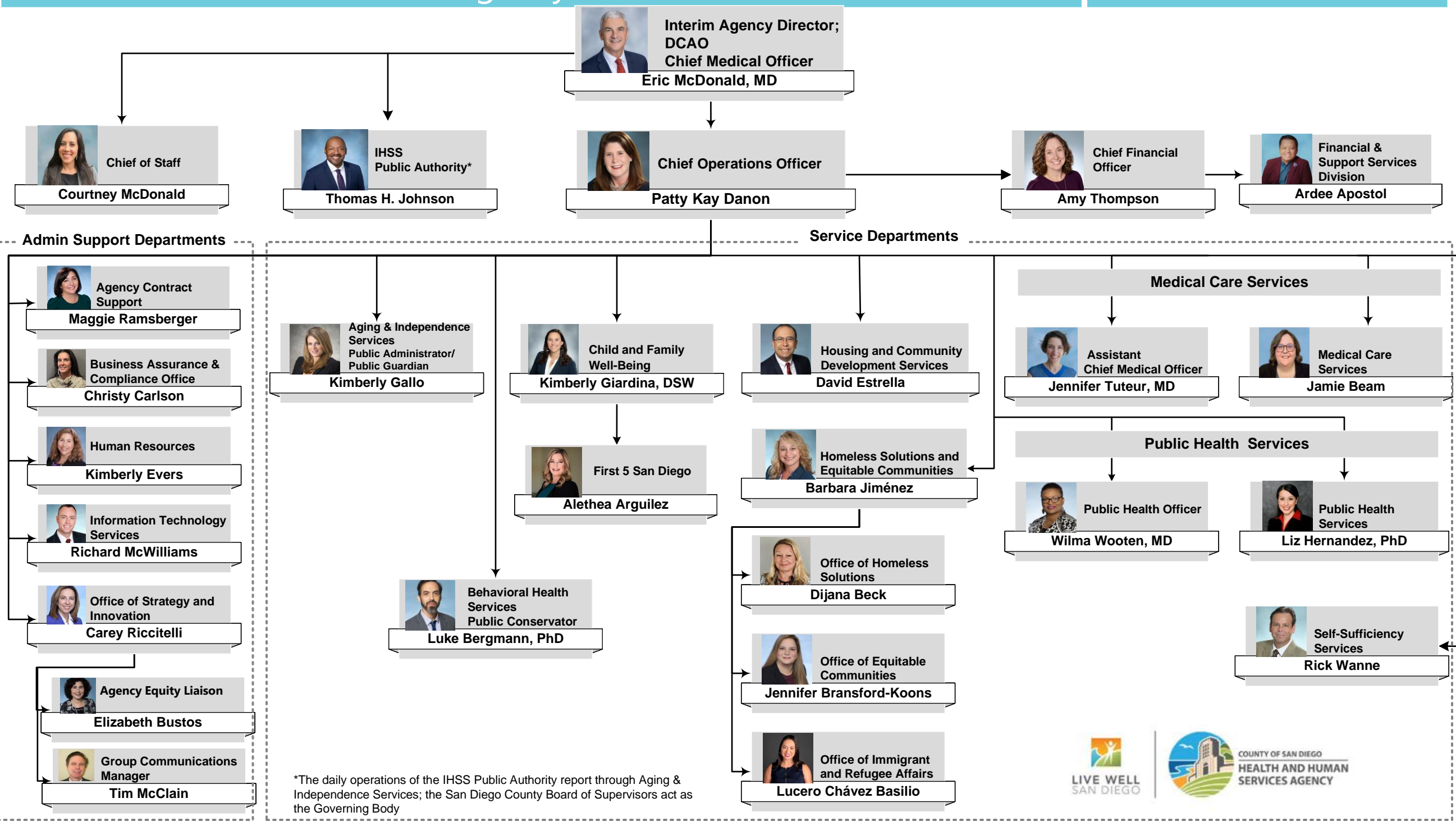
County of San Diego Structure

Elected by the citizens of San Diego County, the Board of Supervisors appoints a Chief Administrative Officer (CAO). The County's departments are organized into four groups, managed by the Deputy Chief Administrative Officers/ General Managers appointed by the CAO.



County of San Diego Organizational Chart





*The daily operations of the IHSS Public Authority report through Aging & Independence Services; the San Diego County Board of Supervisors act as the Governing Body

The **Health and Human Services Agency (HHSA)** is an integrated agency with a robust service network that contributes to a region that is Building Better Health, Living Safely, and Thriving. Its many programs are designed to help all 3.3 million San Diego County residents live well. Health, housing, and social services are developed by eight service departments to provide vital resources and care.

Health and Human Services Agency

- ✓ Largest integrated agency in the nation
- ✓ Over 7,200 employees
- ✓ 385 Contracted Community Service Providers
- ✓ Operating budget of over **2.8 billion dollars**
- ✓ **2017 CAPE Eureka** Silver Award Recipient



Treat, assist and protect

1.2
 million
 county residents
 annually through HHSA
 services

HHSA connects residents to a full range of essential services through eight functional areas (also known as departments). These include:

Self-Sufficiency Services

Provides eligibility determination and case management services for State, federal and local public assistance to over one million residents to help low-income families and their children meet basic needs



Aging & Independence

Provides assistance, information, referral, and support to nearly 69,000 older adults, persons with disabilities, and their family members through various services that help keep them safe in their own homes



Behavioral Health Services

Provides essential mental health and substance use disorder services to individuals of all ages, including those who are experiencing justice involvement and/or homelessness



Child Welfare Services

Provides trauma-informed prevention and protection services to nearly 4,600 vulnerable children, their families, and communities across the county to reduce child abuse and neglect



Public Health Services

Promotes wellness, healthy behaviors, and access to quality care; prevents injuries, disease, and disabilities; and protects against public health threats, such as infectious disease epidemics, and foodborne outbreaks



Medical Care Services

Oversees nursing and pharmacy operations, provides clinical expertise in an array of disciplines, and implements initiatives such as California Advancing and Innovating Medi-Cal (CalAIM) and Justice-Involved Health



Housing & Community Development Services

Provides housing stability for low-income and vulnerable populations, helps improve neighborhoods through community development opportunities, and implements innovative housing initiatives

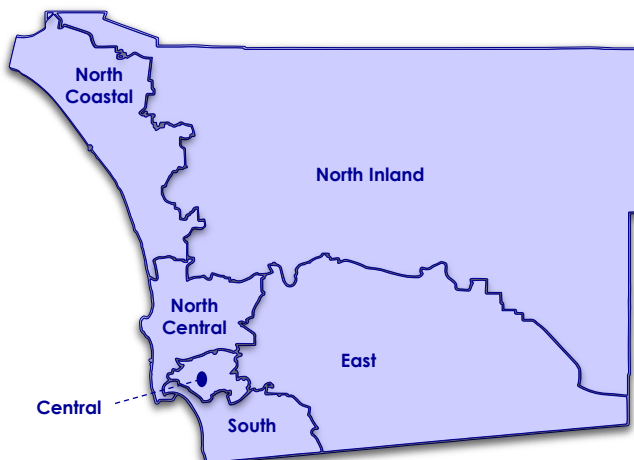


Homeless Solutions & Equitable Communities

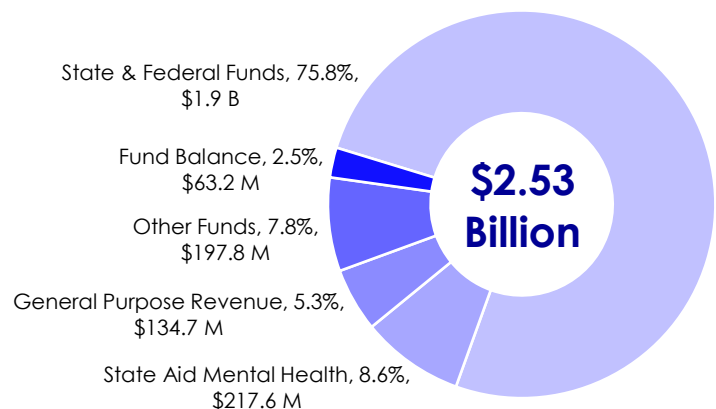
Ensures equity among all San Diegans, fosters a community that is welcoming to new residents, and reduces homelessness in the region



In order to tailor services to the specific needs of each community, a regional model, dividing the county into six geographically bound regions, was developed in 1997.



HHSA FY 21-22 Adopted Revenue



M = Million
 B = Billion



6.3M
COVID-19 tests performed



2.7M
COVID-19 vaccine doses administered



6.0M
PPE items distributed to healthcare facilities

52,768



Consumers benefited from HHS mental health services



15,861

Patients seek substance use treatment from HHS programs

9,773



Public Health Nurse home visits each year to over



46,411

Blood pressure screenings performed during Love Your Heart



614

Homeless veterans permanently housed

1,825

families

360,192



Residents received CalFresh nutrition assistance

2,171,226



Meals provided to seniors

Over
11,382



HHs assisted monthly with a portion of their rent
HHs = Households

159



Apartments owned and operated for low-income families, elderly, and disabled persons



\$189M

Awarded to 22K households through Emergency Rent and Utility Program

309



Adoptions finalized

304



Foster Homes and Resource Family Homes average per month



15

Family Resource Centers

HHS operates

5

Including

Live Well Centers

General HHS Phone Line: 619-515-6555

For information on services, call 2-1-1 or visit <https://211sandiego.org>

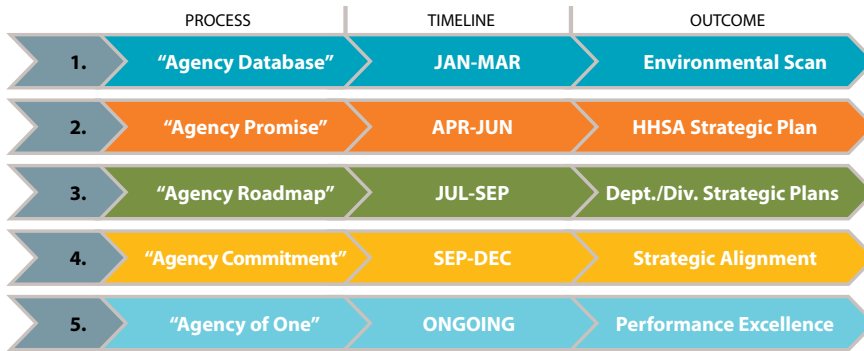
For information on County of San Diego Operational Plan



For information on Live Well San Diego, visit <https://www.LiveWellSD.org>

The **2022-24 Health and Human Services Agency Strategic Plan** was developed using the **Agency Playbook**, a five-step process in alignment with the **County of San Diego Strategic Initiatives, General Management System (GMS)**, and **HHS Vision, Mission, and Values**. Collectively, these guiding principles highlight what we do best every day: **Advancing Opportunities For All San Diegans To Live Well.**

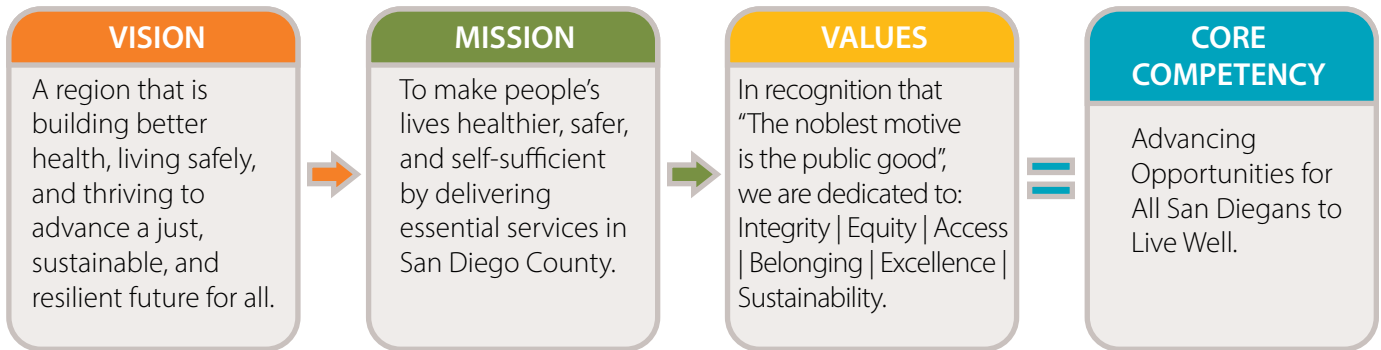
Agency Playbook



County of San Diego General Management System



HHS Vision, Mission, and Values



Strategic Initiative Alignment

HHS has identified six Agency Strategic Initiatives (**Sustainability, Workforce, Community Engagement, Equity, Service Delivery Coordination, and Systems & Technology**) that drive long-term Agency-wide performance excellence and focus our efforts on Agency goals to deliver increasing value to the people we serve. These Agency Strategic Initiatives directly support our County Strategic Initiatives (**Sustainability, Empower, Community, Equity, and Justice**).



ALIGNMENT OF AGENCY GOALS

SUSTAINABILITY: Promote a resilient economy, climate, environment, and region for all.

Agency Goal: Sustainable Practices: Protect the region, economy, climate, environment, and communities through a comprehensive HHSa Sustainability Plan as part of the County's Sustainability Plan to reduce disparities for current and future generations.

Agency Goal: Sustainable Knowledge: Ensure resilient and engaged employees, within HHSa and our community partners, through focused knowledge-sharing efforts to sustain organizational knowledge and foster ongoing success.

WORKFORCE: Engaged employees that feel valued, have a sense of belonging and are motivated to work together toward one vision.

Agency Goal: Work Environment: Ensure a safe and effective work environment by investing in a competent, diverse, and inclusive workforce culture that is strengths-based, flexible, supportive, and promotes self-care.

Agency Goal: Workforce Engagement: Commit to workforce engagement, development, and wellbeing through a comprehensive plan focusing on recruitment and retention, enhancing leadership and management skills, and other succession planning strategies.

COMMUNITY ENGAGEMENT: Strengthen and invigorate communities with opportunities to grow, connect, and thrive.

Agency Goal: Inclusion: Strengthen and expand partnerships and community engagement through outreach and education approaches that embed the region's current and future needs in programs and resources.

Agency Goal: Transparency: Provide timely, accurate, and culturally relevant services and information that promotes transparency and two-way communication so the community can understand the decisions made and how they can contribute.

Agency Goal: Collective Impact: Seek opportunities to intentionally work together toward shared goals and actions that strengthen healthy, safe, and thriving communities.

EQUITY: Equitable access to better health, safety, and opportunities to thrive that enhance well-being.

Agency Goal: Accessible Services: Apply an equity lens to maximize accessible services and resources, with an emphasis on budgeting and contracting, that meet the needs of Black, Indigenous, and People of Color (BIPOC), low-income, and other historically under-resourced communities.

Agency Goal: Cultural Responsiveness: Cultivate inclusion, diversity, equity, and anti-racism through culturally responsive efforts that address inequities in the workforce and community.

SERVICE DELIVERY COORDINATION:

Integrated performance excellence framework that delivers ever-improving value and contributes to the Agency's ongoing success.

Agency Goal: Maximize Service Delivery: Innovate, integrate, and evaluate existing services and resources to increase equitable opportunities that address high-priority needs.

Agency Goal: Monitoring and Evaluation: Ensure ethical and evidence-based decision-making through an integrated monitoring and evaluation plan that provides relevant information for better-informed decision-making.

Agency Goal: Continuous Improvement: Embed learning and continuous improvements into daily work to cultivate high performance and stimulate meaningful innovations for better outcomes.

SYSTEMS & TECHNOLOGY: Innovative information systems with enhanced technical infrastructure and data sharing capabilities.

Agency Goal: Data Modernization: Support a highly skilled workforce by assessing and updating data training, policies, practices, and standards to enhance data linking, sharing, analysis, and visualization that informs effective decision-making.

Agency Goal: Data Availability: Prioritize innovative opportunities to enhance easily understandable, transparent data sharing and availability that maintains data fidelity and security for our employees and the people we serve.

Agency Goal: Customer Experience: Increase the reliability, availability, and accessibility of information, resources, and services by enhancing the infrastructure of our service delivery system through a continuum of culturally responsive traditional and digital channels.

For more information visit: www.sandiegocounty.gov

Jennifer Kadas, MSW, HHSa Strategy Manager

Email: jennifer.kadas@sdcounty.ca.gov

Office of Strategy and Innovation

County of San Diego Health & Human Services Agency





LIVE WELL
SAN DIEGO

Live Well San Diego is a vision for a region that is **Building Better Health**, **Living Safely** and **Thriving**

BUILDING BETTER HEALTH

Improving the health of residents and supporting healthy choices

LIVING SAFELY

Ensuring residents are protected from crime and abuse, neighborhoods are safe, and communities are resilient to disasters and emergencies

THRIVING

Cultivating opportunities for all people and communities to grow, connect and enjoy the highest quality of life

The *Live Well San Diego* vision aligns the efforts of individuals, organizations and government to help all 3.3 million San Diego County residents live well. Based upon a foundation of community involvement and collective impact, *Live Well San Diego* includes three components: *Building Better Health*, adopted by the San Diego County Board of Supervisors on July 13, 2010; *Living Safely*, adopted on October 9, 2012; and *Thriving*, adopted on October 21, 2014.

Live Well San Diego is built on four strategic approaches:

1. BUILDING A BETTER SERVICE DELIVERY SYSTEM

Improve the quality and efficiency in the delivery of services to residents, contributing to better outcomes for clients and results for communities

2. SUPPORTING POSITIVE CHOICES

Provide information and resources to inspire county residents to take action and responsibility for their health, safety and well-being

3. PURSUING POLICY & ENVIRONMENTAL CHANGES

Create environments and adopt policies that make it easier for everyone to live well, and encourage individuals to get involved in improving their communities

4. IMPROVING THE CULTURE WITHIN

Increase understanding among employees and providers about what it means to live well and the role that all employees play in helping county residents live well

PROGRESS THROUGH PARTNERSHIPS

Live Well San Diego involves everyone. Only through collective effort - in which all of us work together toward a shared purpose - can meaningful change be realized in a region as large and diverse as San Diego County. Organizations become *Live Well San Diego* Recognized Partners by making a formal commitment to support the vision and include health care providers, community and faith-based organizations, businesses, school districts and other jurisdictions, including cities, tribal governments and military or veterans organizations (LiveWellSD.org/partners).

Most importantly, *Live Well San Diego* is about empowering residents to take positive actions for their own health, safety and well-being. Individuals can take part in the vision by making positive choices, participating in Recognized Partner programs and *Live Well San Diego* Signature Events, and contributing in unique ways to improve the quality of life for themselves and those around them (LiveWellSD.org/live-well-every-day).

The *Live Well San Diego* Indicators measure the collective impact of efforts by Recognized Partners and community stakeholders over the long term and are highlighted in the Annual Impact Report along with their success stories (LiveWellSD.org/Materials).

TAKING ACTION

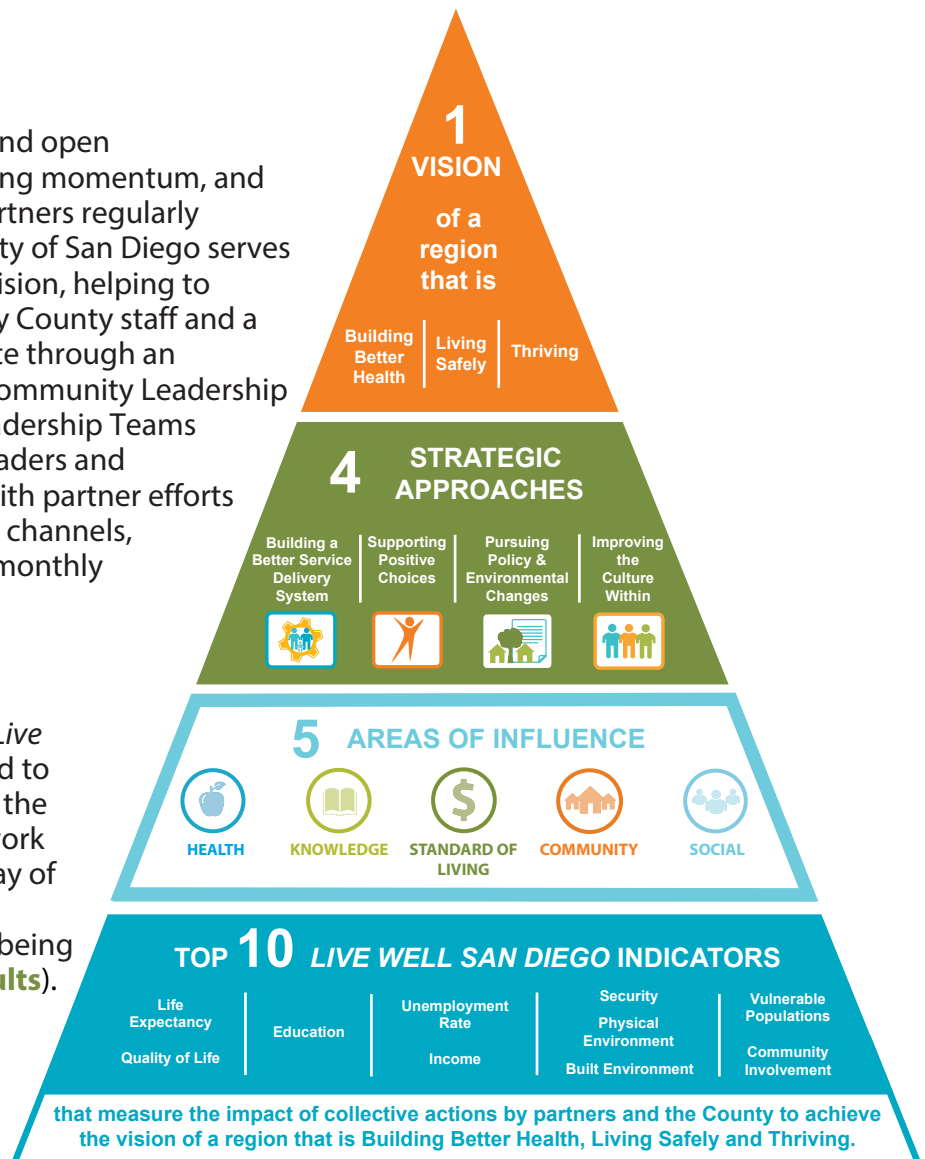
Taking collective action requires consistent and open communication. Making progress, maintaining momentum, and achieving measurable results require that partners regularly coordinate, collaborate and share. The County of San Diego serves as the backbone for the *Live Well San Diego* vision, helping to mobilize, coordinate and facilitate action. Key County staff and a wide range of community partners coordinate through an integrated structure that includes regional Community Leadership Teams (LiveWellSD.org/CLT) and Sector Leadership Teams (LiveWellSD.org/sectors). Organizational leaders and community members can keep up-to-date with partner efforts through *Live Well San Diego* communications channels, including LiveWellSD.org, social media, and monthly newsletters (LiveWellSD.org/News).

RESULTS

How will progress be measured? The Top 10 *Live Well San Diego* Indicators have been identified to capture the overall well-being of residents in the county. These Indicators are part of a framework that allows the County to connect a wide array of programs and activities to measurable improvements in the health, safety and well-being of every resident (LiveWellSD.org/data-results).

NEXT STEPS

As more residents are able to improve their health, safety and economic status, there are more opportunities for people to grow, connect and thrive. *Live Well San Diego* needs leadership from both organizations and individuals to bring about positive change for the greater good. Together, we can do more than each of us can do alone. Join us!





LIVE WELL
SAN DIEGO

2021-2022 Live Well San Diego Annual Impact Report

Together, we can do more than each of us can do alone.

DECEMBER 7, 2022

Dear San Diego County Residents and *Live Well San Diego* Partners:

In its 12th year, the *Live Well San Diego* vision has continued to grow and flourish with partners working together across public and private sectors to create a region that is Building Better Health, Living Safely, and Thriving. The advancement of the vision's three common Agendas would not be attainable without the support and contributions of our over 519 Recognized Partners who work tirelessly to address priority issues facing our communities – homelessness, heart disease, and climate change, to name a few.

Our partners are driving change through continuous collaboration, not through a single interaction or meeting, but by building new connections and strengthening relationships over time. Partners have committed to taking a journey together to find new ways of doing business that impact the greater good. In turn, partners have also worked to engage the community, collaborating with stakeholders and residents to create a sense of ownership and involvement in the process to address issues of concern.

Throughout the report we have highlighted some exceptional examples of community leaders that are bringing the public and other organizations together to create change. These are our Live Well Champions - the "boots on the ground" that are making things happen to improve your well-being and the health of your community.

The *Live Well San Diego* Top 10 Indicators are highlighted in this report and help measure what it means to live well in San Diego County. They provide a snapshot of the cumulative efforts of individuals and organizations and offer insight into the progress we are making toward the vision together.

The stories and accomplishments highlighted in this 2022 *Live Well San Diego* Annual Impact Report show that when we work together and share innovative ideas and proven best practices, we can make a change for the better.

Live Well!



Nannette Stamm

Chief Community Health Officer, Vista Community Clinic
North County Regions Community Leadership Team Co-Chair



Jaime Figueroa

Executive Director, Operation HOPE- North County
North County Regions Community Leadership Team Co-Chair



Karen Lemyon

Program Manager, NAMI San Diego
North Central Region Community Leadership Team Co-Chair



R. Daniel Hernandez

Director of Community Relations, San Ysidro Health
East Region Community Leadership Team Co-Chair



Brian Pollard

Executive Director, The Urban Collaborative Project
Central Region Community Leadership Team Co-Chair



Kathryn Lembo

President/CEO, SBCS


South Region Community Leadership Team Co-Chair

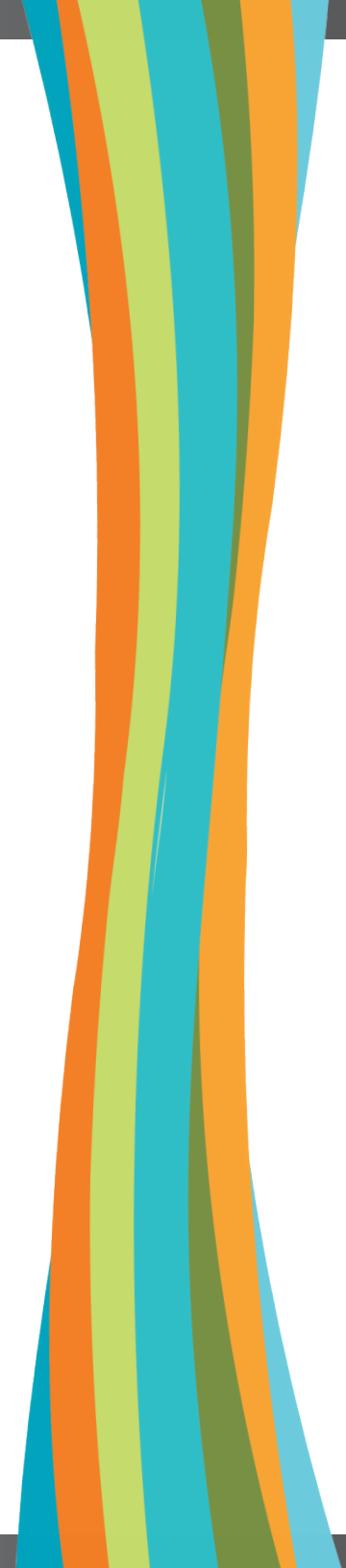


Helen Robbins-Meyer

Chief Administrative Officer
County of San Diego

TABLE OF CONTENTS

INTRODUCTION	4
SIGNATURE EVENTS	5
PARTNER DATA & GROWTH	6
SECTOR AND COMMUNITY LEADERSHIP TEAMS	7
SUCCESS STORIES	8-13
 BUILDING BETTER HEALTH	8-9
 LIVING SAFELY	10-11
 THRIVING	12-13
IMPACTS AND INDICATORS	14-15
NEXT STEPS	16-17



INTRODUCTION

WORKING TOGETHER TO ADVANCE THE VISION

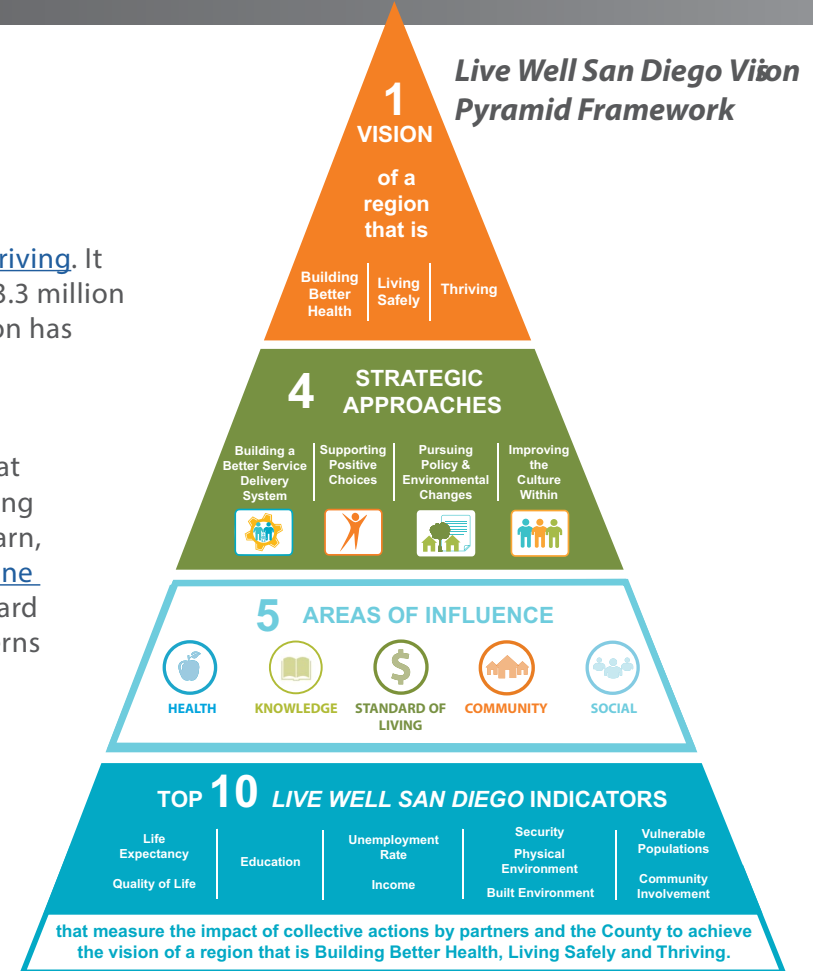
Live Well San Diego is a vision for a region that is [Building Better Health](#), [Living Safely](#), and [Thriving](#). It aligns the efforts of individuals, organizations, and formally Recognized Partners to help all 3.3 million San Diego County residents live well. From its start back in 2010, the *Live Well San Diego* vision has grown to become a successful movement for driving change in our region and beyond.

The *Live Well San Diego* Pyramid Framework

The pyramid framework for the vision outlines the 3 Agendas and 4 Strategic Approaches that all of the over 519 Recognized Partners have committed to support. Together, they are working through the 5 Areas of Influence to positively change the conditions in which people live, learn, work, play or pray (Social Drivers of Health [aka Social Determinants of Health](#)) so that everyone can have a fair opportunity to be healthier. The Top 10 Indicators help to direct partners toward gaps, needs, and strengths in our region so that collaborations can be built to address concerns and find solutions based on data and best practices.

The 5 New Conditions of Collective Impact

The *Live Well San Diego* vision leverages the diverse resources and backbone support of the County of San Diego and uses the collective impact model which requires that cross-sector organizations come together in support of a common agenda, agree to track progress in the same way, and coordinate efforts to continuously improve programs and initiatives to positively affect quality of life in San Diego County.



The 5 New Conditions of Collective Impact



After over a decade of applying collective impact to address social problems within the region, our movement-building approach has organically shifted to incorporate the guiding principles of equity, justice, and sustainability to create a region that is healthy, safe, and thriving for all. The root of this change stems from inclusive community engagement and empowerment driven by the efforts of the County of San Diego and its partners, who are working together across sectors to remove barriers, adapt approaches, and embrace community aspirations to create initiatives with high impact for a brighter future.

Source: [Collective Impact 3.0 | An Evolving Framework for Community Change](#)

SIGNATURE EVENTS

2021 Check Your Mood

The [2021 Check Your Mood](#) event took place virtually on October 7, 2021 in conjunction with National Depression Screening Day to encourage San Diegans to assess and monitor their emotional well-being. The Check Your Mood Depression Screening self-assessment tool was accessed 172 times, with the webpage accessed 2,090 times that week.

2021 Live Well Advance

The [2021 Live Well Advance Virtual Conference and School Summit: Recover, Renew, and Reconnect](#) was held on November 17 and 18, 2021 and brought over 1,000 attendees together, with nearly 60 Connection Hub exhibitors, and more than 75 Speakers, to advance our shared vision of a Healthy, Safe, and Thriving region. The keynote speakers were Trier Bryant and Kim Scott, Founders of Just Work. Session recordings are available on [YouTube](#).

2022 Love Your Heart

The [2022 Love Your Heart](#) event coordinated over 46,000 blood pressure screenings online and in-person at 287 sites across the United States and Mexico with the goal of preventing heart disease and stroke by helping people know their numbers. [LoveYourHeart@Home](#) was created to provide accessible blood pressure educational materials, seminars, events, and resources to the community, including a successful Middle-Eastern refugee [community event](#) in El Cajon that served over 500 individuals. To address health disparities and help populations most impacted by heart disease and COVID-19, over 6,000 blood pressure monitors were distributed to families across the county.


2022 San Diego Festival of Science & Engineering

The [2022 San Diego Festival of Science & Engineering](#) took place April 16 through May 7 and was held in partnership with Generation STEAM, the K-12 education arm of **Biocom**. The event had two in-person STEAM Block Parties packed with science, technology, engineering, arts, and math content, and a reach of tens of thousands of participants.

2022 Give Well Community Guardians Pilot

The Give Well Community Guardians Program was developed in collaboration with the **San Diego Blood Bank** to help protect our region's blood supply. Give Well Community Guardians are *Live Well San Diego* Recognized Partners that pledge to recruit blood donors within their networks to increase awareness and advocate the need for blood donations within their communities. The goal is to help ensure that the San Diego Blood Bank meets and exceeds the blood supply needs of hospital partners to benefit all San Diegans.

During the pilot program held in Summer 2022, the Give Well Community Guardians program helped secure a total of 63 blood donations, impacting up to 189 lives in our community. Greater than that, however, was the amplification of messaging through partners like **iHeart Media** reaching 346,500 followers and the **San Diego Unified School District** and **Chula Vista Elementary School District** who reached over 143,000 staff, students and their families. Through the pilot program's success, the Give Well Community Guardians program will launch as an annual Signature Event in 2023.

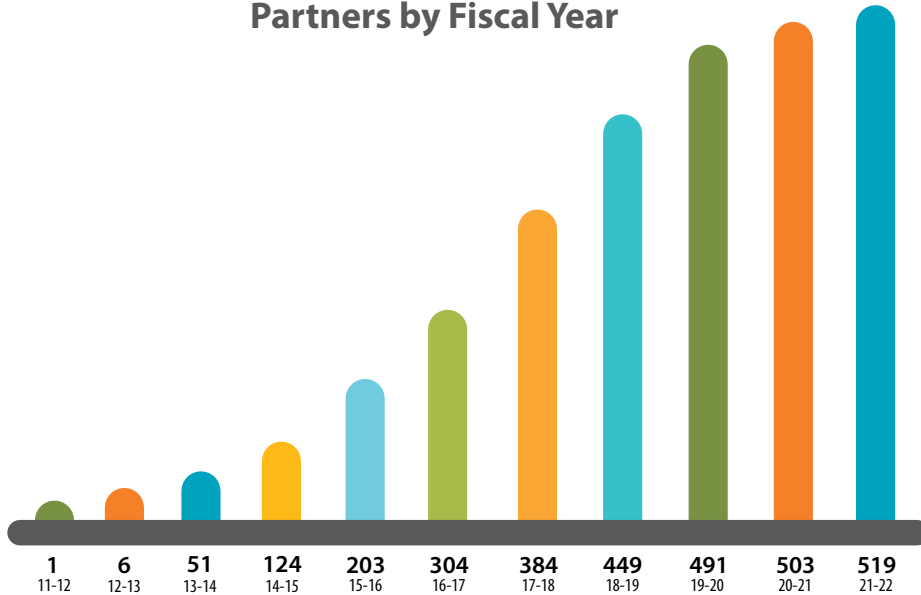


Love Your Heart/Ama Tu Corazon

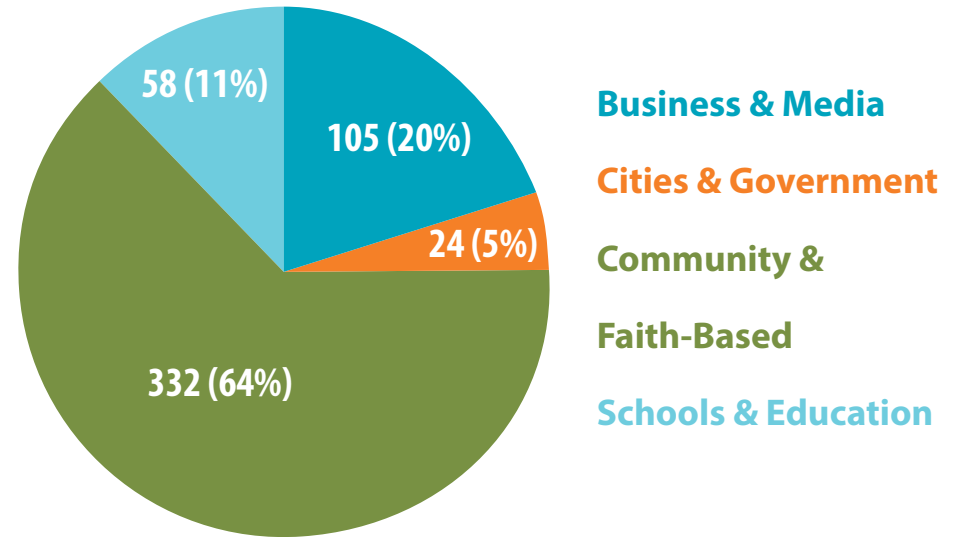
PARTNER DATA & GROWTH

The number of Recognized Partners has grown tremendously since *Live Well San Diego* launched in 2010. This past fiscal year, sixteen additional organizations and businesses were recognized, making a cumulative total of 519 Recognized Partners through June 30, 2022. Our partners include 24 Cities & Government partners, 105 Business & Media partners, 58 Schools & Education partners, and 332 Community & Faith-Based Organization partners.

Cumulative Total of Recognized Partners by Fiscal Year



Recognized Partners by Sector



MANA de San Diego



San Diego County Breastfeeding Coalition

SECTOR AND COMMUNITY LEADERSHIP TEAMS

Sector Leadership Teams

As a part of the COVID-19 response, new stakeholders from every sector developed a connection to the County of San Diego and the *Live Well San Diego* vision through [expanded](#) industry sectors that brought timely and relevant information and guidance about COVID-19 to the community.

As the COVID-19 pandemic transitions into an endemic disease, the Sector teams, too, are experiencing a transition into [Sector Leadership Teams](#) that bring organizations together to collaborate, share resources and best practices, and promote healthy, safe, and thriving communities. Through these Sector Leadership Teams, we expect to see continued growth in our collaborative partnerships moving forward. Organizations are encouraged to sign-up for email updates to learn more about the work that each [sector](#) is doing to improve the health and well-being of our communities.

Community Leadership Team Revival

Live Well San Diego [Community Leadership Teams](#) tie together the collective efforts of organizations and community groups in each region of the county and provide a central point for planning and organizing collaborative action. Community Leadership Teams were formed to help guide planning and identify priority work efforts in each region and involve leaders from *Live Well San Diego* Recognized Partner organizations, as well as community leaders, stakeholders, and residents from the local area. Together, they engage in community enrichment efforts to help educate and mobilize communities, develop and address priority needs, identify resources, and plan actions to improve the regions' health and well-being.

[In Central Region](#), the Community Leadership Team accessed data from the County which showed a downward trend in the overall health of their community, including cardiovascular and



East Community Leadership Team Meeting

mental and behavioral health needs. The team decided to break into workgroups to help identify causes in an effort to plan actions that address the health and social disparities in the central region.

Community Leadership Team meetings are supported by County of San Diego staff. During the COVID-19 pandemic, these meetings were placed on hold to focus on response efforts. Over the past year, these meetings have been revived to focus once again on improving regional issues related to health and well-being.

Local leaders are [encouraged to attend](#) Community Leadership Team meetings to learn more about the *Live Well San Diego* vision and to take part in this work.



BUILDING BETTER HEALTH

Improving the health of all San Diego County residents is no small feat. The unique efforts of community partners and stakeholders are creating impacts that are reverberating throughout the region. Our partners are supporting healthy choices by increasing access to quality care, educating on the importance of physical activity and healthy eating, and raising awareness of the impacts of tobacco and other drug use on one's health.

CONTINUOUS COLLABORATION

Driven to improve health equity, **United Healthcare** invested \$1.5 million in 17 local organizations, 13 of which are *Live Well San Diego* Recognized Partners, to help them address health needs and improve access to care in underserved communities.

The first ever **Love Your Heart Community Resource Fair** brought care directly to San Diego's Middle-Eastern refugee community by bringing dozens of community partners together and connecting over 500 individuals with health and government services, resources, and food.

By partnering with half a dozen local organizations, **Project New Village** is addressing food insecurity and access to nutritious foods through their People's Produce Mobile Farmer's Market program, a solar powered refrigerated truck which is serving the greater Southeastern San Diego region by bringing locally grown fresh produce to communities with limited access to fresh food markets.

San Diego Gas & Electric and **Healthy Day Partners** planted over 100 fruit trees at a dozen schools and community gardens in low- and moderate-income communities designated as food deserts and those disproportionately impacted by COVID-19.

Global ARC's Healthy Family Nights series, one of the **San Diego County Childhood Obesity Initiative's** mini-grant recipients, is educating families in Southeastern San Diego at the Ocean View Growing Grounds through a fun family night filled with culturally-rooted meals and 5lbs of fresh greens to take home that were grown directly from the garden.



Project New Village Mobile Farmer's Market



Sweetwater Union High School District's Sustainable Urban Agriculture Project

LIVE WELL CHAMPION: CLAUDINE VAN GONKA



Claudine Van Gonka is Director of Community Relations and Media at **San Diego Blood Bank**. Ms. Van Gonka helped coordinate and develop the Community Guardians Program, a collaboration between San Diego Blood Bank and many **Live Well San Diego Recognized Partners** to help protect our region's blood supply. Their collective impact helped secure blood donations saving up to 189 lives in our community while amplifying the call for future support to over 500,000 residents.

Watch video story at:
LiveWellSDAnnualReport.org

COMMUNITY ENGAGEMENT

Local nonprofits **Olivewood Gardens & Learning Center** and **A Reason to Survive**, or ARTS, launched a [Sustainable Urban Agriculture project](#) for **Sweetwater Union High School District** teens in National City, marking the community's first youth-oriented [Resident Leadership Academy](#), which are multi-week training programs that offer residents the tools they need to help improve their neighborhoods.

[STAAND youth leaders](#), a community-based leadership development internship program with **Community Action, Service & Advocacy (CASA)**, gathered in Sacramento to take action against Big Tobacco by educating and raising awareness on its impact in our neighborhoods and on the environment.

The Casita Center for Technology, Science & Math in the **Vista Unified School District**, has a run and walk club that meets bi-weekly, the [Casita Mileage Club](#), which has grown to be enjoyed by over 60% of the students on campus since its creation in 2016, showed huge growth in recent years because of the pandemic.

[Project ReFresh](#), a program of **Community Through Hope**, has provided more than 500 showers to the unsheltered homeless community since it began in summer 2021, while also offering hot food, haircuts, clothing, hygiene kits, and other services.

The **YMCA of San Diego County**, in partnership with **Blue Shield of California Promise Health Plan**, hosted their [30th Annual Healthy Kids Day](#), engaging hundreds of families throughout the county with games, healthy cooking demonstrations, arts and crafts, and competitions to motivate and teach families how to develop and maintain healthy routines at home.



Love Your Heart Refugee Resource Fair Volunteers

LIVE WELL CHAMPION: ALEX



Alex, whose pronouns are they/ them, arrived at their first **Urban Surf 4 Kids** camp at 6 years old, afraid of the ocean, and was gently encouraged and supported to give surfing a try. Now, at 13 years old, they are sharing their love of surfing by mentoring other young foster kids, getting them out in the water, and showing them how surfing can help their mental health. **Urban Surf 4 Kids** has improved Alex's surfing skills and self-esteem and given them the skills to support others. [Urban Surf 4 Kids](#) has impacted more than 6,480 foster youth through trauma informed surf therapy, mentorship, and life skills achievement programs, giving kids an outdoor space to learn and grow.

Watch video story at:
LiveWellSDAnnualReport.org



LIVING SAFELY

Agencies, community partners, and resident stakeholders have made an unprecedented commitment to working together to develop and implement strategies that improve public safety. Partners are improving outcomes for residents by facilitating stronger social ties within neighborhoods, supporting community design that promotes safety, and strengthening resiliency through civil and community preparedness.

CONTINUOUS COLLABORATION

Jewish Family Service's [Safe Parking Program](#) provides a safe place to sleep, access to supportive services, and a dignified way to return to stable housing for over 300 individuals each night through a partnership with the **City of San Diego** and the **Regional Task Force on Homelessness**.

The **[One Safe Place project](#)** opened a new North County facility for those affected by family or domestic violence, child or elder abuse, sexual assault, human trafficking or hate crimes, with **over 70 organizations**, including **Palomar Health, National Alliance on Mental Illness, Nile Sisters, North County Lifeline**, and the **County of San Diego** providing acute crisis care, medical exams, counseling and therapy, as well as connections to safe shelter and housing.

The **County of San Diego** Emergency Operations Center is a collaborative hub for members of different agencies, such as **CAL FIRE, County Sheriff**, and **local cities**, to coordinate actions when **[responding to regional emergencies](#)**, including wildfires, flooding, earthquakes, and pandemics to ensure local jurisdictions are ready to respond to any crisis together.

Local, state and federal officials, including the **County of San Diego, City of San Diego, City of Escondido**, proactively met to discuss ways to **[combat the growing fentanyl epidemic](#)**, including both enforcement and education efforts.

SANDAG offers an **[Automated Regional Justice Information System](#)** tool that promotes data sharing and cooperation amongst member agencies, including all municipalities and their law enforcement agencies.



County of San Diego at New Mt. Laguna Facility



Home Start Opens Maternity Home in Normal Heights

LIVE WELL CHAMPIONS: HASSAN ABDIRAHMAN & CAROL LEWIS



Hassan Abdirahman is Program Manager for **Somali Family Services** and Carol Lewis is Coordinator of the **El Cajon Collaborative**. Both serve on the Executive Team of the **[San Diego Refugee Forum](#)**, a community of service providers that seeks to collaborate proactively in providing the highest quality and effective service to refugees, asylees, asylum seekers, and others displaced from their homes abroad by war, violence, or persecution and who are seeking refuge and safety in San Diego County.

Watch video story at:
LiveWellSDAnnualReport.org

COMMUNITY ENGAGEMENT

Home Start [opened a fourth maternity home](#) in Normal Heights for five young mothers as part of the nonprofit's efforts to help end the cycle of poverty and homelessness for new families.

The **National Conflict Resolution Center** [held over 1,000 virtual workshops](#) for clients and organizations that brought people of all backgrounds together to participate in peaceful, productive discussions to share communication techniques and words of resilience and optimism.

Interfaith Community Services, San Diego Financial Literacy Center, and the **Alzheimer's Association** have each developed a podcast series to help the community better understand [homelessness](#), [financial wellness](#), and [experiences in caregiving](#), respectively.

"Come Play Outside," a partnership between the **County of San Diego, City of San Diego, San Diego Foundation,** and others, created opportunities for kids and their families to [play outside safely](#) in Southeastern San Diego, offering aquatics programs, Movies in the Park, and Parks After Dark festivals.

[San Diego Swim Safer](#), a partnership between the **Prevent Drowning Foundation of San Diego, First 5 San Diego, MIG,** the **City of San Diego,** and the **County of San Diego,** expanded swim lessons and water safety throughout the region, including an education campaign with 18 million advertising impressions and 5 swim safer pool parties across the region that engaged thousands of new swimmers.

SANDAG, in partnership with **San Diego County Bike Coalition,** celebrated [Bike to Work Day](#) on Thursday, May 19, 2022, where thousands of commuters took to the streets to increase awareness and improve bike safety.



San Diego Swim Safer Preparing for a Regional Summer Pool Party

LIVE WELL CHAMPION: KAT DURANT



Kat Durant is Chief Program Officer for the **Regional Taskforce on Homelessness** and is the main planner and driver of the annual **We All Count Point-in-Time Count**. In 2022, the event engaged over 1,400 volunteers across San Diego County to take a one-day snapshot of the minimum number of San Diegans experiencing homelessness. The Taskforce brings together multiple **member agencies**, including **UPLIFT, Father Joe's Villages, SBSC, Serving Seniors, San Diego LGBT Community Center,** and many others, to commit to ending and preventing homelessness by engaging stakeholders in all parts of the region.

Watch video story at:
LiveWellSDAnnualReport.org



THRIVING

Our region thrives when we work together to cultivate opportunities for all people and communities to grow, connect, and enjoy the highest quality of life. It takes a stakeholder-driven approach to plan and implement solutions that improve neighborhoods, transportation, housing, and natural and community spaces. It also requires collaboration and coordination across sectors to enrich opportunities for residents to achieve prosperity and contribute to civic life.

CONTINUOUS COLLABORATION

Blue Shield of California Promise Health Plan, Urban Collaborative Project, and the City of San Diego worked together to bring a vibrant-colored mural to the [Secret Stairs of Valencia Park](#) which was painted by local artists.

The **San Diego Foundation** awarded grants to **Project New Village, Casa Familiar, and Urban Corps of San Diego County** to [connect opportunity youth](#) – or young people ages 16 to 24 who are not in school or working – to careers in green industries through dual work-learning programs and internships in urban agriculture.

The **San Diego Blood Bank** in collaboration with the **San Diego Padres** collected more than [500 pints of blood](#) at the sixth Annual Padres Summer Blood Drive, breaking the previous year's record.

United Way of San Diego in partnership with **City Heights Development Corporation, San Diego Council on Literacy, and Words Alive** adapted their [Reader in the Heights](#) program to be an at-home and family focused program which help children enjoy reading and helped parents feel more confident in helping their child read.

San Diego Gas & Electric worked with the **City of San Diego** to improve climate equity through their [San Diego Solar Equity Program](#) which installs roof-top solar panels at little to no cost in districts most affected by high energy costs.



Urban Collaborative Project Secret Stairs of Valencia Park



San Diego Padre Summer Blood Drive Participant

LIVE WELL CHAMPION: JESSICA GEISZLER



Jessica Geiszler is Marketing and Public Outreach Manager for the **County of San Diego Parks and Recreation Department**. Ms. Geiszler helped coordinate the [Experience the Outdoors](#) program, a collaboration between **San Diego County Parks Society, San Diego Mountain Biking Association, REI San Diego**, and others to boost park awareness and provide more inclusive, equitable, and accessible park experiences. The program works to remove barriers that have historically prevented park visitation by some groups.

Watch video story at:
LiveWellSDAnnualReport.org

COMMUNITY ENGAGEMENT

Mission Trails Regional Park Foundation waived the entry fee for their annual photo contest to [make the arts more accessible](#); the contest received 295 submissions from park visitors and displayed 120 beautiful photos at their Visitor Center.

I Love A Clean San Diego's 20th Anniversary Creek to Bay Cleanup [gathered over 5,500 registered volunteers](#) and removed over 100,000 pounds of litter and debris from streets, canyons, parks and the coastline in communities across San Diego County.

Kitchens for Good opened a [discounted culinary equipment and dinnerware store](#) to help fund their apprenticeship program that teaches culinary skills to foster youth, the formerly incarcerated, and those struggling with housing.

YMCA of San Diego County staff members embarked on their first-ever three-day solidarity journey to [shed light on youth experiencing homelessness](#); along the way they held rallies with the support of collaborative partners to connect with local leaders and stakeholders to raise awareness around this serious social issue.

Outdoor Outreach was granted over \$1.3 million to expand their outdoor programs; this will fund 572 adventure-based program outings for [8,100 youth participants](#) over the four-year grant period.



Mission Trails Regional Park Foundation Photo Contest Entry

Contestant Credit: Reggie Anquico

LIVE WELL CHAMPION: ANNAMARIE MONTECINA TILL



Annamarie Montecina Till is the Director of Community Partnerships at **RISE San Diego**. Ms. Montecina Till leads programs and partnerships that advance urban leadership through dialogue-based civic engagement, dynamic nonprofit partnerships, and direct training and support to increase the capacity of urban residents to effect meaningful community change. The [RISE Urban Leadership Fellows Program](#) fosters critical dialogue and resident-led action around issues impacting urban communities throughout San Diego County and empowers leaders to tackle challenges in and with their communities focused on race, justice, and equity.

Watch video story at:
LiveWellSDAnnualReport.org

INCREDIBLE IMPACTS

The collective impact strategy of the *Live Well San Diego* vision has always been based on the premise that no one entity can address community issues alone. Instead, it relies on the contributions of a myriad of partners and community stakeholders to drive change in the region. The impacts outlined below are just a few of the incredible successes we have achieved in our region, together.



31%

CIVIC ENGAGEMENT

31% of San Diego County Residents volunteered for a local nonprofit in 2022.

Source: [University of San Diego Equinox Dashboard](#)



40%

CIVIC ENGAGEMENT

40% increase in the percentage of voter turnout for General Elections from 1992-2020 (74% of eligible citizens voted in 2020).

Source: [University of San Diego Equinox Dashboard](#)



115%

ENTREPRENEURSHIP

115% increase in San Diego County's total venture capital investments in innovation economy from 2019 to 2020.

Source: [University of San Diego Equinox Dashboard](#)



2.4%

ECONOMICS

2.4% job growth along the North County 78 Corridor from 2020-2021.

Source: [Innovate 78 Dashboard](#)



3%

FOOD INSECURITY

3% decrease in the percent of the population with income of 200% or less of the federal poverty level, who have experienced food insecurity from 2020 to 2021.

Source: [Live Well San Diego Indicators](#)



4%

EDUCATION






4% increase in the percent of the population ages 25 and over with at least a High School Diploma or Equivalent from 2010 to 2020.






Source: [Live Well San Diego Indicators](#)

INDICATORS

The Top 10 *Live Well San Diego* Indicators define what it means to live well in San Diego County. Measured across the lifespan among all residents, the Top 10 Indicators capture the collective impact of programs, services, and interventions provided by local agencies, schools, non-profit and for-profit partners striving to improve quality

of life so that all San Diego County residents can be healthy, safe, and thriving. The Top 10 Indicators help to direct partners towards gaps, needs, and strengths in our region so that collaborations can be built to address concerns and find solutions based on data and best practices.

Status	Indicator	U.S.	CA	SD
HEALTH - ENJOYING GOOD HEALTH AND EXPECTING TO LIVE A FULL LIFE				
	Life Expectancy: Length of life expected at birth in years (2021)	76.1	U	80.6
	Quality of Life: Percent of the population sufficiently healthy to live independently (not including those who reside in nursing homes or other institutions) (2020)	94.2%	94.5%	94.9%
KNOWLEDGE - LEARNING THROUGHOUT THE LIFESPAN				
	Education: Percent of population ages 25 and over with at least a High School Diploma or Equivalent (2020)	88.5%	83.9%	88.0%
STANDARD OF LIVING - HAVING ENOUGH RESOURCES FOR A GOOD QUALITY OF LIFE				
	Unemployment Rate: Percent of the total labor force that is unemployed (2019 ESRI Community Analyst current year, data is not seasonally adjusted) (2021)	6.2%	8.0%	7.3%
	Income: Percent of population spending less than 1/3 of income on housing (2020)	69.7%	59.9%	58.0%

Status	Indicator	U.S.	CA	SD
COMMUNITY - LIVING IN A CLEAN AND SAFE NEIGHBORHOOD				
	Security-Overall Crime Rate: Number of crimes per 100,000 people (all crimes, including violent and property) (2020)	2,346	2,581	1,830
	Physical Environment-Air Quality: Percent of days that air quality was rated as unhealthy for sensitive populations (2020)	1.5%	10.7%	13.4%
	Built Environment-Distance To Park: Percent of population living within a quarter mile of a park or community space (2021)	U	U	62%
SOCIAL - HELPING EACH OTHER TO LIVE WELL				
	Vulnerable Populations-Food Insecurity: Percent of population with income of 200 percent or less of the federal poverty level, who have experienced food insecurity (2021)	U	37.4%	29.7%
	Community Involvement-Volunteerism: Percent of population who volunteer (2019)	U	25.4%	25.5%

 Moving in the right direction for San Diego County U = unavailable.

 Moving in the wrong direction for San Diego County

To view the latest trend data or to find data at a sub-regional or sub-area level, visit: LiveWellSD.org/data-results.

NEXT STEPS

ADDRESSING INEQUITIES AND DISPARITIES

After over a decade of applying collective impact to address social problems within San Diego County, we have learned that equity, justice, and sustainability are the supporting pillars that guide us toward creating a region that is healthy, safe, and thriving for all. The root of change relies on community engagement and empowerment driven by the efforts of partners, stakeholders, and staff in every sector working together to remove barriers and open up opportunities for a brighter future.

Building Better Health

As we look to the future of Building Better Health, we must continue to commit to improving equitable access to services and care, to safe and active communities, to fresh fruits and vegetables, and to smoke-free environments with the goal of strengthening families, transforming behavioral health and substance use treatment, and encouraging healthy living.

Living Safely

As we look to the future of Living Safely, we must take a coordinated, collaborative approach to ensuring residents are protected from crime and abuse, that neighborhoods and community spaces are safe and accessible, and residents have the tools and resources they need to be resilient in the face of a disaster or other emergency.

Thriving

As we look to the future of Thriving, we must work together to create a prosperous community, economy, and environment and establish avenues for stakeholder-led contributions from youth, older adults, and our diverse communities. A good quality of life allows residents to expand their horizons and enrich their lives through civic engagement and participation in community activities.

Future

As we look to the future of the *Live Well San Diego* vision and the next decade of impact, it will be vital to engage our communities, partners, and stakeholders to help evaluate and assess our common goals, approaches, and measurements to further develop the strategy and direction of the vision. Together, we will review our data, seek out potential gaps and opportunities, and apply the best available evidence to recommend strategies for improving the quality of life for all San Diego County residents.



2022 Live Well San Diego 5K Race Start



2022 Regional Takforce on Homelessness Point-In-Time Count Volunteers



The Martin Luther King Jr. Community Choir celebrates Juneteenth



Community Action Service Advocacy hosts the Great American Smokeout for a smoke-free life



ProduceGood volunteers celebrate over 1 million pounds of edible produce recovered from reaching landfills



Pro Kids First Tee of San Diego summer camp in City Heights builds youth leaders

Twelve Years of Working Together To Create Positive Change for the Greater Good



LIVE WELL
SAN DIEGO