

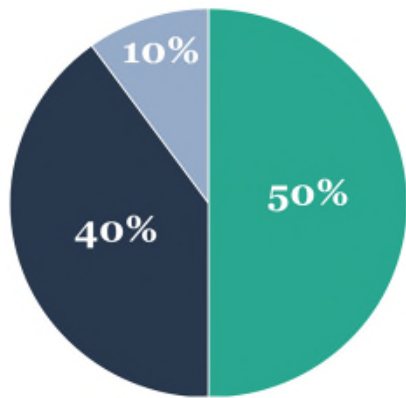
# Safe, Clean Water Program FY2025-26 Stormwater Investment Plans

(and committee appointments/contracts)

Presented by:  
Matthew Frary  
Assistant Deputy Director



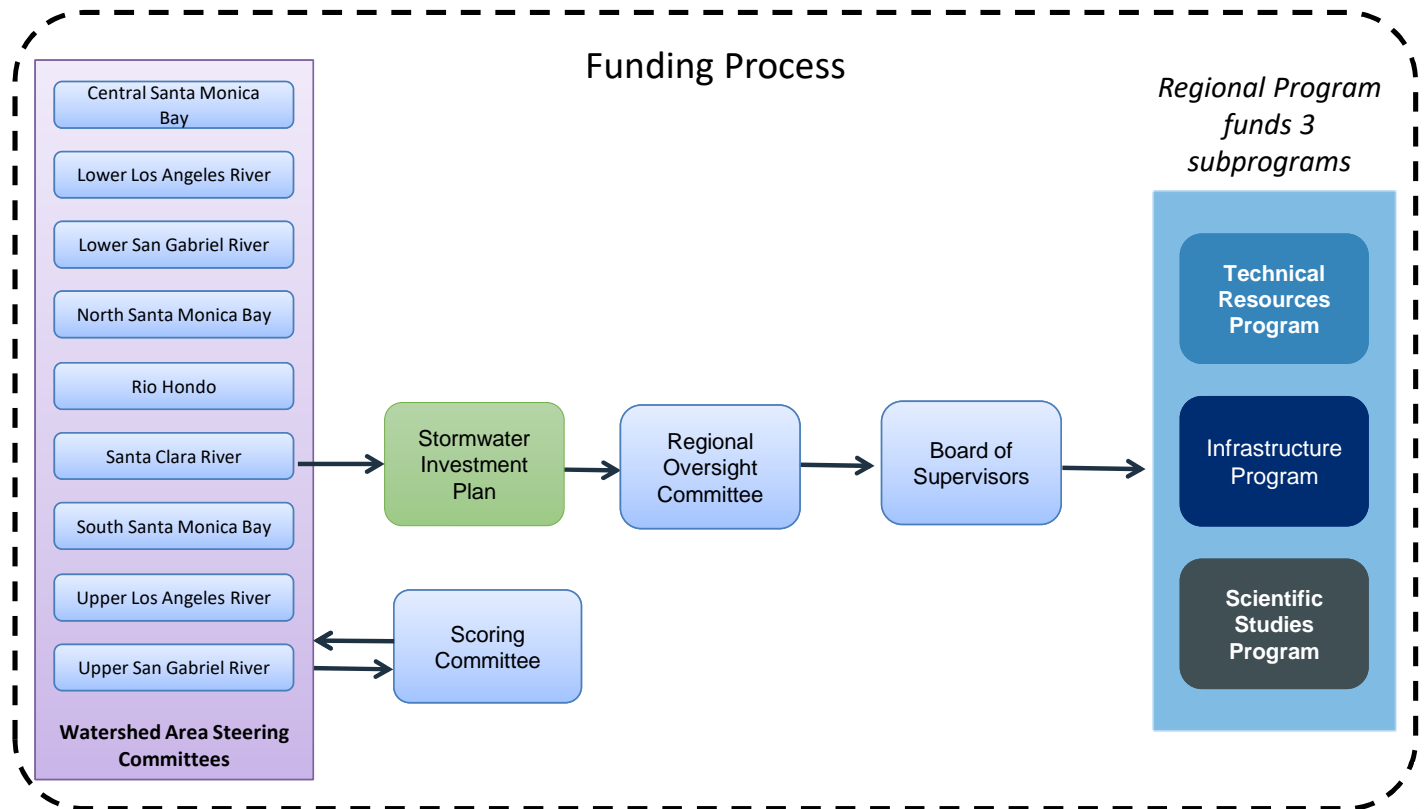
# SCWP Regional Program Overview



**Regional Program – 50%**  
(~\$140M)

**Municipal Program – 40%**  
(~\$112M)

**District Program – 10%**  
(~\$28M)



# Watershed Area Steering Committees

## Diverse Membership



- Central Santa Monica Bay
- Lower Los Angeles River
- Lower San Gabriel River
- North Santa Monica Bay
- Rio Hondo
- Santa Clara River
- South Santa Monica Bay
- Upper Los Angeles River
- Upper San Gabriel River

	Member	Appointed By
1	Municipality	Municipalities in Each Watershed Area
2	Municipality	Municipalities in Each Watershed Area
3	Municipality	Municipalities in Each Watershed Area
4	Municipality	Municipalities in Each Watershed Area
5	Municipality	Municipalities in Each Watershed Area
6	Municipality	Municipalities in Each Watershed Area
7	Municipality	Municipalities in Each Watershed Area
8	District	Appointed by Board of Supervisors
9	Largest Service Provider- Water Agency	Appointed by Board of Supervisors
10	Largest Service Provider- Groundwater/Water Agency #2	Appointed by Board of Supervisors
11	Largest Service Provider- Sanitation	Appointed by Board of Supervisors
12	Largest Municipality Agency- Municipal Parks/Open Space/Recreation	Appointed by Board of Supervisors
13	Business	Appointed by Board of Supervisors
14	Environmental Justice	Appointed by Board of Supervisors
15	Environment	Appointed by Board of Supervisors
16	At large	Appointed by Board of Supervisors
17	At large	Appointed by Board of Supervisors
	Watershed Coordinator	Non-voting

Some seats pre-determined based on amount of Impermeable Area; remaining seats are self-selected by municipalities every 3 years (most recently in 2025)

Agency seats appointed by Board every 5 years (current Board Letter)

Community seats appointed by Board every 3 years (next = 2026)

Selected by WASC with contracts issued by PW (current Board Letter)

# FY2025-26 Stormwater Investment Plans (SIPs)



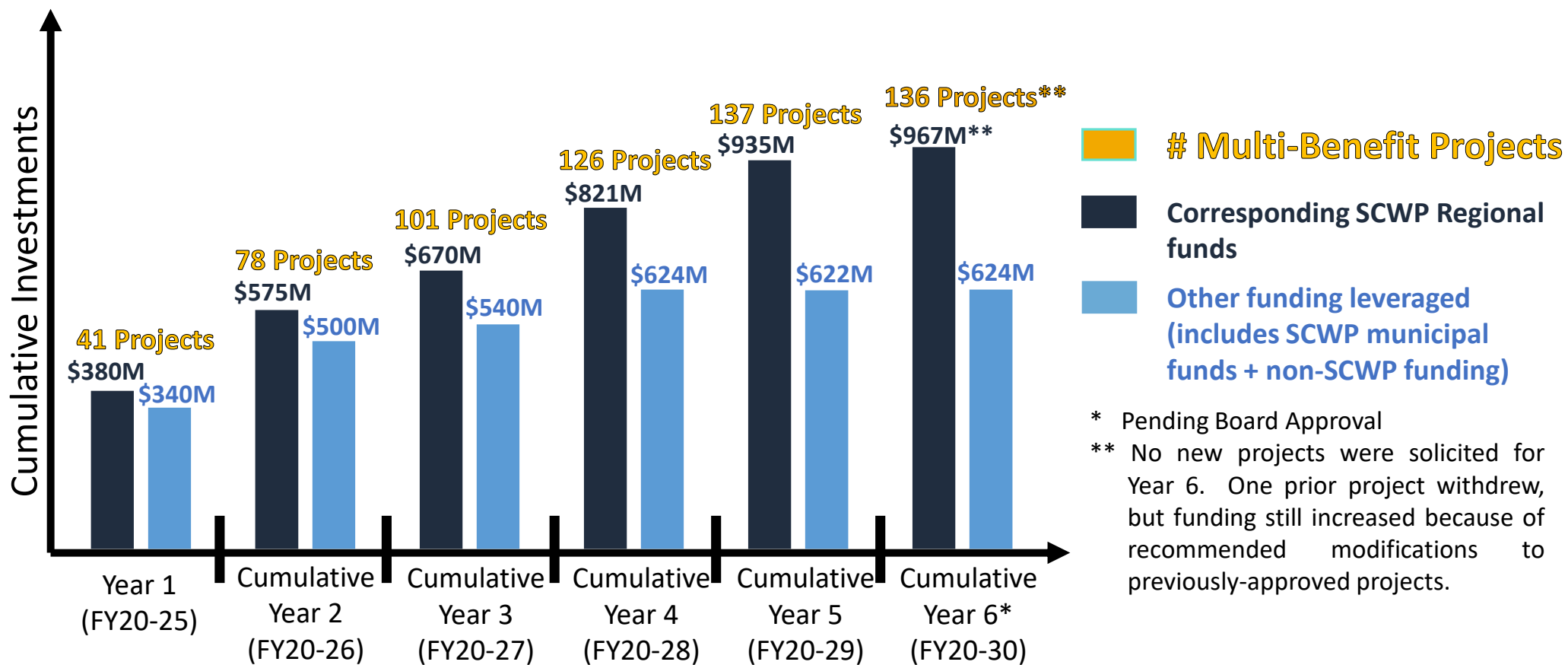
## The purpose of the recommended actions is to:

- Approve annual SIPs totaling \$134M for each of the nine Watershed Areas (WAs), as recommended by the Regional Oversight Committee (ROC).
  - Each SIP is an annual five (5) year plan developed by each Watershed Area Steering Committee (WASC) that recommends funding allocations for Projects and Programs in the Regional Program's Infrastructure Program, Technical Resources Program, and Scientific Studies Program.
  - The SCWP governance committees held **85 public meetings** to develop the recommended SIPs.
  - Recommended funding allocations would bring the total number of funded activities to 50 concept developments, 12 ongoing Watershed Coordinators, 26 unique Scientific Studies, and 136 infrastructure projects.
- Execute contracts to provide Watershed Coordinators for each WA (mandated by ordinance and included in SIPs)
- Appoint agency members for a new term on the WASCs that annually develop the recommended SIPs.

**Recommended actions will enhance water resiliency in alignment with the LA County Water Plan as well as provide numerous multi-benefits to create more sustainable, healthy, and climate-ready communities.**



# Regional SIP Infrastructure Investments (Years 1 – 6)





# FY2025-26 SIP Overview (Regional Program Infrastructure Years 1 – 6)



**136**

Approved &  
Recommended  
Infrastructure Program  
Projects representing  
nearly

**\$1.7 billion**

in investments through  
FY29-30  
(\$967M of SCW Regional  
Program dollars)

Capture stormwater from  
over

**276,262 acres**

Provide an increase in  
total 24-hr storage  
capacity of

**4,283 AF**

Provide an increase in  
annual average  
stormwater capture of

**28,602 AF\***

Leverage other funding in  
the approximate amount  
of

**\$622M**

Invest in projects  
benefiting disadvantaged  
communities totaling

**\$770M**

Are being implemented  
across

**52 Municipalities**

\* All info is based on best available reported data to date. Annual stormwater capture was corrected compared to last years' summary.



# FY2025-26 SIP Overview – Additional Community Benefits (Regional Program Infrastructure Years 1 – 6)



## Summary of Anticipated Benefits for Infrastructure Projects Funded to Date



# Thank You



[pw.lacounty.gov](http://pw.lacounty.gov)

