

# HOMELESS POLICY DEPUTIES MEETING AGENDA

## MEETING PARTICIPANTS AND MEMBERS OF THE PUBLIC WILL NEED TO CALL INTO THE MEETING

**Date:** Thursday, September 28, 2023

**Time:** 2:00 PM

**Microsoft Teams Link:** [Click here to join the meeting](#)

**Teleconference Number:** [+1 323-776-6996,,214215956#](#)

|      | AGENDA ITEM                             | LEAD   |
|------|---|--|
| I.   | Welcome and Introductions               | Ivan Sulic, Fourth District  |
| II.  | Homelessness Emergency Response Update  | Cheri Todoroff, Executive Director, CEO-HI<br>Carter Hewgley, Senior Manager, CEO-HI |
| III. | Winter Shelter Update                   | Ashlee Oh, Principal Analyst, CEO-HI<br>Los Angeles Homeless Services Authority      |
| IV.  | Items Recommended for Future Discussion |  |
| V.   | Public Comment*                         |  |

\* Public Comment is limited to one minute. Those interested in speaking should raise their hand on Microsoft Teams and unmute once called upon by the Chair. Those on their phones should press \*5 to raise their hand and \*6 to unmute.

**NEXT MEETING: OCTOBER 12, 2023**

September 28, 2023

# Homeless Initiative

## Homeless Policy Deputies Meeting

---

LA County Homelessness Emergency Response Update



Chief  
Executive  
Office.



County of Los Angeles  
Homeless  
Initiative



County of Los Angeles

**Homeless  
Initiative**

# Countywide Encampment Resolution Update

# Support for Inside Safe

| Phase                | Status (26 Total Operations)   | County Support Includes  |
|----------------------|--|--|
| <b>Planning</b>      | 5 operations we are collaboratively planning: <ul style="list-style-type: none"> <li>• 3 operations in SD1 (one in OCT)</li> <li>• 1 operation in SD2 in OCT</li> <li>• 1 operation with no date in SD5</li> </ul>   | <ul style="list-style-type: none"> <li>• Coordination and Planning Support from CEO-HI</li> <li>• Jurisdictional Mapping support from DPW</li> <li>• Outreach/Engagement Support from DHS's MDT Teams</li> <li>• Collaborative resource-sharing conversations when encampment is split across jurisdictional boundaries</li> </ul>   |
| <b>Response</b>      | 1 operation next week in SD3: <ul style="list-style-type: none"> <li>• Outreach led by Mayor's Field Intervention Team (FIT)               <ul style="list-style-type: none"> <li>• Outreach Coordination by LAHSA</li> <li>• LAFH and HTM MDT Teams supporting</li> </ul> </li> <li>• Hope the Mission is Interim Housing Provider</li> </ul> | <ul style="list-style-type: none"> <li>• MDT Teams are often the lead Outreach providers for the operation</li> <li>• MDT teams do harm reduction and overdose reversals if needed</li> <li>• Measure H Funded Providers are usually the leads for interim housing</li> <li>• DMH, DHS, and DPH are always on standby for unmet needs where HOME teams or Mobile Clinics may be requested by the MDT team</li> <li>• DPW does debris and property removal when County property is involved</li> </ul>                                    |
| <b>Stabilization</b> | SD1: 3 Operations (161-197 days in)<br>SD2: 9 Operations (62-240 days in)<br>SD3: 10 Operations (8-267 days in) <ul style="list-style-type: none"> <li>• Service Connection Event on 10/5</li> </ul> SD4: 1 Operation (119 days in)<br>SD5: 3 Operations (202-281 days in)   | <ul style="list-style-type: none"> <li>• DHS mobile clinic can visit motels to ensure continuity and connection to care</li> <li>• Interim Housing Step-by-Step Guide</li> <li>• Guide to Accessing County Services for Inside Safe sites (DRAFT)</li> <li>• Deploying Interim Housing Support teams as available/requested</li> <li>• Connecting residents to mainstream benefits</li> <li>• Participating in Service Connection Events</li> <li>• Collaborating with interim provider on referrals to higher levels of care</li> </ul> |
| <b>Mitigation</b>    | DHS and LAHSA continue to outreach to residents who opted not to participate in a recent Inside Safe operation to engage them in care.   | <ul style="list-style-type: none"> <li>• MDT teams continue to conduct outreach at targeted sites to engage residents and get them into care and safety</li> <li>• The County may install fencing in flood control and fire danger zones</li> </ul>  |

# What's next for Pathway Home?


## Service Connection Events:

- ☐ City of Los Angeles (SD3) (10/5)

## Resolutions in the Planning Process:

- ☐ Tropical Storm Hilary Evacuees (SD1)
- ☐ City of Pomona (SD1)
- ☐ City of Hawthorne (SD2)
- ☐ Unincorporated West Rancho Dominguez/East Gardena (SD2)
- ☐ City of Compton (SD2)
- ☐ City of Santa Monica (SD3)
- ☐ City of Lynwood (SD4)
- ☐ City of Lancaster (SD5)
- ☐ Metro Partnership

[HOME](#) [EMERGENCY RESPONSE](#) [ABOUT US](#) [WHAT WE DO](#)




## Pathway Home

A Los Angeles County-led Partnership for Encampment Resolution

Leveraging powers under the state of emergency on homelessness declared by the Board of Supervisors in January 2023, Los Angeles County has launched **Pathway Home**, a major expansion of its ongoing efforts to resolve encampments countywide, including recreational vehicles, in partnership with local jurisdictions and unincorporated communities.


With Pathway Home, the County will reduce unsheltered homelessness in specific communities by helping people living on the streets come indoors, receive supportive services they need to achieve housing stability, and ultimately move into permanent housing.

### Latest News




AUGUST 30, 2023

Pathway Home participants connect with County services



AUGUST 29, 2023

Pathway Home Resolves East Gardena RV Encampment



AUGUST 16, 2023

New "Pathway Home" Program for Encampments

# Pathway Home





County of Los Angeles

**Homeless  
Initiative**

# Pathway Home Service Connection Events

# Pathway Home Service Connection Events

## **4 Previous Connect Day Events – State Coordinated**

- 4 mobile connect events hosted in collaboration with the State and Inside Safe throughout April and May. Included services from:
  - CEO HI, DMB, SSA, DPSS and RR/CC


## **5 Service Connection Events – County Coordinated**

- July 13th with LAFH for the Pacoima Wash Inside Safe operation
- August 11<sup>th</sup> with HOPICS for multiple Inside Safe operations
- August 23<sup>rd</sup> with PATH for Pathway Home unincorporated Lennox/Inglewood/Hawthorne operation
- September 6th with TPC for Inside Safe Selma/Schrader operation
- September 20th with SJC for the West Rancho Dominguez Pathway Home operation.





# Thank you.



County of Los Angeles

## Homeless Initiative

LOS ANGELES HOMELESS SERVICES AUTHORITY



**LAHSA**

# County Winter Shelter Program

## Homeless Policy Deputies Meeting Presentation

---

Jaclyn Grant, Director, Interim Housing  
Miguel Fernandez, Associate Director, Interim Housing  
September 28, 2023

# The Winter Shelter Program Overview

---

## Overview

The Winter Shelter Program increases the inventory of short-term emergency shelter during the winter months for people who are experiencing homelessness.

It is typically established annually **between November 1 to March 31** when Los Angeles usually experiences its most inclement cold weather.



# Winter Shelter Program Components

## Seasonal Winter Shelter Program (SWSP)

- Congregate sites operational continuously from November 1- March 31
- 14 to 24-hour bed availability
- Document readiness, case management
- Diversion/Problem-Solving
- Residential supervision / security
- Restrooms and showers
- 3 meals in a 24-hour period

## Augmented Winter Shelter Program (AWSP)

- Operates via congregate sites and/or motel vouchers during activation period
- 14 to 24-hour bed availability
- Congregate sites include meal provision

### Augmented Winter Shelter Activation

**Protocol:** County Health Officer issues a Cold Weather Alert and/or the forecast calls for 1 inch of rain in 24 hours or the forecast calls for 3 consecutive days of ¼ inch of rain or more accompanied by temperatures at or below 50 degrees.



# FY2023-24 Winter Shelter Program Planning Timeline

**November 1** – Winter Shelter Program launches

05

**October** – Conduct provider & program partner trainings; Finalize communication strategies

04

**September** – Initiating Contracts; continuing planning activities

03

01

**April – June:** Evaluated FY 22-23 program & identified enhancements for FY23-24

02

**July – August** – Finalized program model, identified site options (provider, Parks & Rec, & other sites), conducted facility reviews

# FY 23-24 Program Features

---

## 01 Core Program Purpose

- Mission and structure of program focused on offering life-saving shelter and services during severe weather
- Services prioritized for individuals and families who are unsheltered when seeking services
- 14 and 24-hour SWSP options, to leverage all available inventory (even if not 24 hours)
- Maximize utilization through continued utilization of Bed Reservation System for referral coordination





## 02 Access Pathways

- Centralized call-based center for processing referrals for the Seasonal and Augmented Winter Shelter Programs
- Distribution of Seasonal Winter Shelter Program location information through multiple avenues
- Clear, timely notifications about Augmented Winter Shelter Program activations
- Streamlined pathways for unsheltered individuals to access Augmented Winter Shelter Program



## 03 Inclement Weather Shelter Capacity Expansion

- Concerted effort to utilize available, currently unfunded beds and/or unused space at interim housing programs for winter shelter efforts
- Identification of new potential sites, particularly County- or jurisdiction-owned facilities
- Early engagement with potential providers to secure operators for all sites
- Adjustment to Augmented Winter Shelter Program site-based rate to address provider costs incurred for emergency operations





## 04 Program Communications

- Strategies to inform the public and key stakeholders on program purpose and scope
- Active communication with stakeholders, including referral partners and people seeking services, about program updates
- Leveraging of LAHSA website to communicate about Augmented Winter Shelter Program activations and Seasonal Winter Shelter Program locations



# Funding Sources and Overall Budget

---

# County Winter Shelter Program Funding

| Funding Source   | Amount      |
|------------------|-------------|
| Measure H        | \$3,213,000 |
| Net County Costs | \$938,000   |
| Total            | \$4,151,000 |

# County Winter Shelter Program: Overall Budget Summary

| Item   | Amount      |
|--|-------------|
| 211 Information Referral and Transportation Services                 | \$553,586   |
| SWSP Site Operation and Mobile Showers                               | \$1,493,435 |
| AWSP Site Operations and Mobile Showers                              | \$758,790   |
| AWSP Motel/Hotel Vouchers  | \$1,128,375 |
| Operations: Supplies (cots, blankets), delivery to sites, cot repair | \$191,314   |
| TOTAL  | \$4,151,000 |

# Seasonal Winter Shelter Program

---

Congregate Sites 14 or 24 Hours

# Seasonal Winter Shelter Program

| Seasonal Winter Shelter Program: 14 to 24 hours |     |            |      |                       |                    |
|---|-----|------------|------|-----------------------|--------------------|
| Agency  | SPA | # of Beds  | Rate | Additional Site Costs | Total              |
| Volunteer of America (Starting 12/1/2023)       | 1   | 44         | \$50 |                       | \$268,400          |
| Advancing Communities Together                  | 1   | 35         | \$73 | \$180,375             | \$568,735          |
| Whittier First Day - Whittier                   | 7   | 11         | \$50 |                       | \$83,600           |
| Assured Lifestyle Housing- Long Beach           | 8   | 44         | \$50 |                       | \$334,400          |
| Assured Lifestyle Housing- Huntington Park      | 7   | 28         | \$50 |                       | \$212,800          |
| <b>TOTAL</b>                                    |     | <b>162</b> |      |                       | <b>\$1,467,935</b> |



# Seasonal Winter Shelter Program

| Year-to-Year Comparison |                    |            |           |   |            |           |
|-------------------------|--------------------|------------|-----------|---|------------|-----------|
| FY 22-23                |                    |            |           | FY 23-24                                      |            |           |
| SPA                     | Provider           | # of Sites | # of Beds | Provider(s)                                   | # of Sites | # of Beds |
| 1                       | VOA-LA             | 1          | 25        | VOA-LA; Advancing Communities Together        | 2          | 79        |
| 7                       | Whittier First Day | 1          | 8         | Whittier First Day, Assured Lifestyle Housing | 2          | 39        |
| 8                       | First to Serve     | 1          | 81        | Assured Lifestyle Housing                     | 1          | 44        |
| Total Bed Count         |                    | 3          | 114       | Total Bed Count                               | 5          | 162       |

# Augmented Winter Shelter Program

---

Projection based on 51 days of operation

# Augmented Winter Shelter Program

| Augmented Winter Shelter Program: 14 to 24 hours       |         |            |         |                       |                    |
|--|---------|------------|---------|-----------------------|--------------------|
| Agency   | SPA     | # of Beds  | Rate    | Additional Site Costs | Total              |
| Hotel/Motel Vouchers & Incidentals (211 LA & Outreach) | 2,5,7,8 | 177        | \$125   |                       | \$1,128,375        |
| Jackie Robinson Park                                   | 1       | 50         | \$75.00 | \$53,550              | \$252,930          |
| Belvedere Community Regional Park                      | 7       | 50         | \$75.00 | \$53,550              | \$252,930          |
| City Terrance Park                                     | 7       | 50         | \$75.00 | \$53,550              | \$252,930          |
| <b>TOTAL</b>   |         | <b>162</b> |         |                       | <b>\$1,887,165</b> |

# Augmented Winter Shelter Program

| Year-to-Year Comparison               |          |            |           |  |            |           |
|---------------------------------------|----------|------------|-----------|--|------------|-----------|
| FY 22-23                              |          |            |           | FY 23-24                                   |            |           |
| SPA                                   | Provider | # of Sites | # of Beds | Provider(s)/Facility                       | # of Sites | # of Beds |
| 1                                     | None     | 0          | 0         | TBD/Jackie Robinson                        | 1          | 50        |
| 7                                     | None     | 0          | 0         | TBD/Belvedere (50), TBD/City Terrance (50) | 2          | 100       |
| 211 LA/Outreach: Total Motel Vouchers |          |            | 367       | 211 LA/Outreach: Total Motel Vouchers      |            | 177       |
| Total Bed Count                       |          |            | 367       | Total Bed Count                            |            | 327       |

# Questions

---