




# COUNTY OF LOS ANGELES PROBATION DEPARTMENT

9150 EAST IMPERIAL HIGHWAY – DOWNEY, CALIFORNIA 90242  
(562) 940-2501



**GUILLERMO VIERA ROSA**  
Chief Probation Officer

July 23, 2024

TO: Wendelyn Julien, Executive Director  
Los Angeles County Probation Oversight Commission

FROM: Kimberly Epps, Chief Deputy  
Juvenile and Adult Services 

SUBJECT: **PROGRESS ON IMPLEMENTATION OF THE ELIMINATION OF  
THE USE OF OLEORESIN CAPSICUM (OC) SPRAY (20<sup>th</sup> REPORT)**

On July 8, 2021, the Los Angeles County Probation Oversight Commission (POC) requested that the Department provide a written report to the POC on the progress of implementing the elimination of the use of oleoresin capsicum (OC) spray, including a timeline with dates for key interim benchmarks and steps toward elimination, and a specific target date when the use of OC spray will be eliminated. As of this date, the plan and timeline for eliminating OC spray have not been completed, as we assess how to address and mitigate ongoing incidents of youth-on-youth assaults, physical altercations between youth, incidents of riots and escape attempts, and assaults against staff.

The Department continues to collaborate with the California Department of Justice court-appointed monitor to develop an updated OC spray phase out strategic plan. Probation remains committed to downscaling and ultimately eliminating the use of OC spray.

## **TRAINING PLAN**

As of January 4, 2024, the Department has trained 1,486 employees in the 2-hour OC Spray course. The course covers the policy and decontamination procedures. The Department introduced the Developmental Staff System (DSS) reward behavior modification program to the Secure Youth Treatment Facility (SYTF). In total, 724 employees received an 8-hour DSS training course. The training has also been provided to employees that are temporarily re-assigned to work at SYTF. The Department has trained in the Behavioral Management Program (BMP) for employees working, and temporarily re-assigned to work at Los Padrinos Juvenile Hall (LPJH). There are 506 employee completions of the 16-hour BMP training and 125 completions of the 4-hour BMP for Managers training.

As of January 1, 2024, the Department has trained 1,254 employees in the 8-hour Use of Force Policy training.

The 16-hour Physical Intervention training has continued since March 3, 2024. There are 754 employees that completed the full 16-hour training. In addition, there are 849 employees that completed “day one” (8-hours) of training. The department will continue to train on “day two” (8-hours) through July 9, 2024.

The Department has completed an Annual Training Plan for the 2024-2025 year that includes continued training that supports the elimination of OC spray.

## OC UTILIZATION

Table 1 documents OC spray incident totals by month.

### OC Utilization by Month

| MONTH        | BJNJH | CJH | LPJH | MONTHLY TOTAL | CUMULATIVE TOTAL |
|--------------|-------|-----|------|---------------|------------------|
| June-21      | 6     | 5   |      | 11            | 11               |
| July-21      | 10    | 3   |      | 13            | 24               |
| August-21    | 9     | 6   |      | 15            | 39               |
| September-21 | 9     | 13  |      | 22            | 61               |
| October-21   | 17    | 18  |      | 35            | 96               |
| November-21  | 9     | 20  |      | 29            | 125              |
| December-21  | 11    | 15  |      | 26            | 151              |
| January-22   | 4     | 14  |      | 18            | 169              |
| February-22  | 7     | 32  |      | 39            | 208              |
| March-22     | 42    | 14  |      | 56            | 264              |
| April-22     | 47    | 0   |      | 47            | 311              |
| May-22       | 48    | 8   |      | 56            | 367              |
| June-22      | 20    | 24  |      | 44            | 411              |
| July-22      | 29    | 27  |      | 56            | 467              |
| August-22    | 13    | 32  |      | 45            | 512              |
| September-22 | 13    | 75  |      | 88            | 600              |
| October-22   | 22    | 55  |      | 77            | 677              |
| November-22  | 10    | 32  |      | 42            | 719              |
| December-22  | 15    | 22  |      | 37            | 756              |
| January-23   | 13    | 23  |      | 36            | 792              |
| February-23  | 9     | 24  |      | 33            | 825              |
| March-23     | 17    | 6   |      | 23            | 848              |
| April-23     | 12    | 20  |      | 32            | 880              |
| May-23       | 6     | 20  |      | 26            | 906              |

| MONTH          | BJNJH      | CJH        | LPJH       | MONTHLY TOTAL | CUMULATIVE TOTAL |
|----------------|------------|------------|------------|---------------|------------------|
| June-23        | 5          | 15         |            | 20            | 926              |
| July-23        | 3          | 7          | 1          | 11            | 937              |
| August-23      | 0          | 0          | 46         | 46            | 983              |
| September-23   | 0          | 0          | 40         | 40            | 1,023            |
| October-23     | 0          | 0          | 51         | 51            | 1,074            |
| November-23    | 1          | 0          | 43         | 44            | 1,118            |
| December-23    | 2          | 0          | 37         | 39            | 1,157            |
| January-24     | 2          | 0          | 23         | 25            | 1,182            |
| February-24    | 2          | 0          | 26         | 28            | 1,210            |
| March-24       | 1          | 0          | 36         | 37            | 1,247            |
| April-24       | 3          | 0          | 48         | 51            | 1,298            |
| May-24         | 1          | 0          | 43         | 44            | 1,342            |
| June-24        | 1          | 0          | 42         | 43            | 1,385            |
| <b>TOTALS:</b> | <b>419</b> | <b>530</b> | <b>436</b> | <b>1,385</b>  |                  |

Chart 1 illustrates the respective facility OC spray trends.

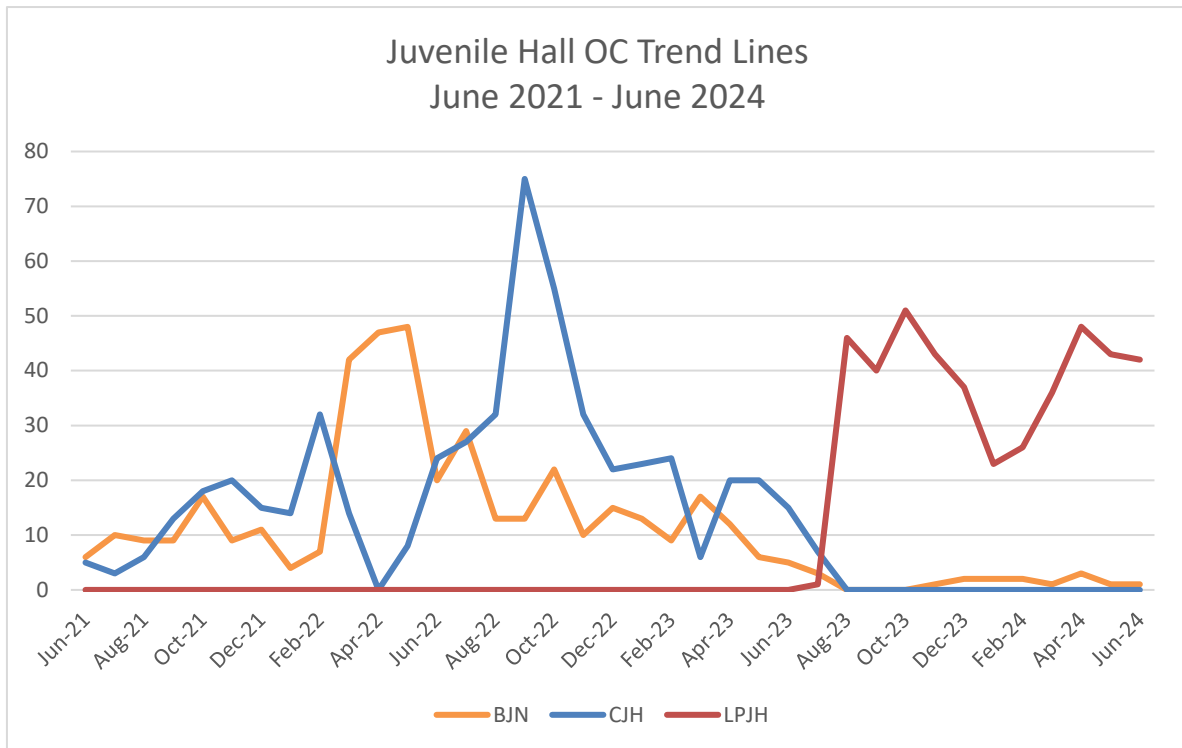
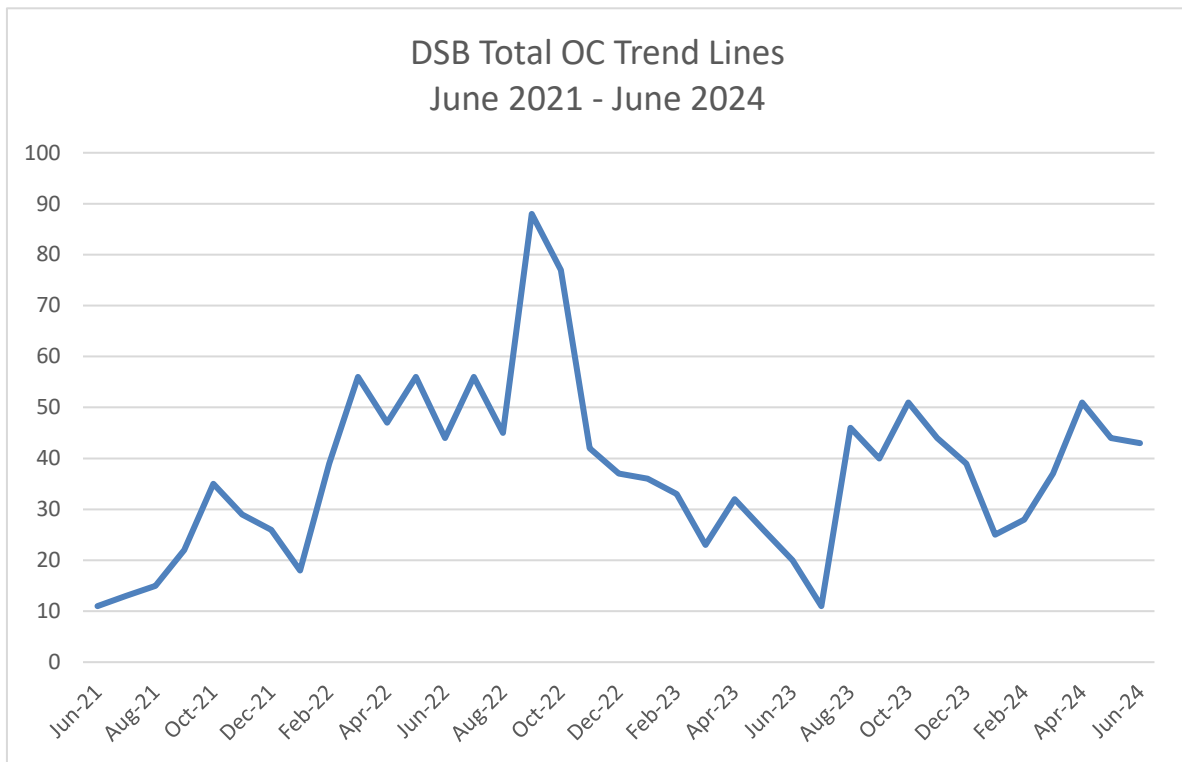


Chart 2 illustrates the combined total OC Spray trends for both SYTF and DSB facilities.



### **TIMELINE FOR THE ELIMINATION OF OC SPRAY**

The Department continues to collaborate with the California Department of Justice court appointed monitor to develop an updated OC spray phase out strategy. Probation is committed to downscaling and ultimately eliminating the use of OC spray and a plan continues to be developed. Based on current trends of youth-on-youth violence, protocols to methodically reduce OC Spray in specific units are being considered. The Department anticipates identifying which units reduction may occur in by the end of the fourth quarter of 2024.

If you have questions, please feel free to contact me at (562) 940-2513.

KE:rs