




COUNTY OF LOS ANGELES PROBATION DEPARTMENT


9150 EAST IMPERIAL HIGHWAY – DOWNEY, CALIFORNIA 90242
(562) 940-2501



GUILLERMO VIERA ROSA
Interim Chief Probation Officer

September 29, 2023

TO: Wendelyn Julien, Executive Director
Los Angeles County Probation Oversight Commission

FROM: Howard Wong, Acting Chief Deputy
Adult & Juvenile Operations 

**SUBJECT: PROGRESS ON IMPLEMENTATION OF THE ELIMINATION OF THE
USE OF OLEORESIN CAPSICUM (OC) SPRAY (16th MONTHLY
REPORT)**

On July 8, 2021, the Los Angeles County Probation Oversight Commission (POC) requested that the Probation Department provide a written report to the POC every 30 days to report on the progress on implementation of the elimination of the use of Oleoresin Capsicum (OC) Spray, including a timeline with dates for key interim benchmarks and steps towards elimination, including the specific target date when the use of OC spray will be eliminated.

TRAINING PLAN

Although training efforts have remained steady since September 21, 2021, the current staffing patterns in DSB have continued to experience challenges. Staffing instabilities have caused a decline in attendance rates that impacted the Staff Training Office from running concurrent cohorts during this reporting period.

During this reporting period, DSB employees have participated in the Behavioral Management Program (BMP) training to support the youth in the detention facilities with a detailed merit system that promotes pro-social programming. The 16-hour training courses began on August 14, 2023.

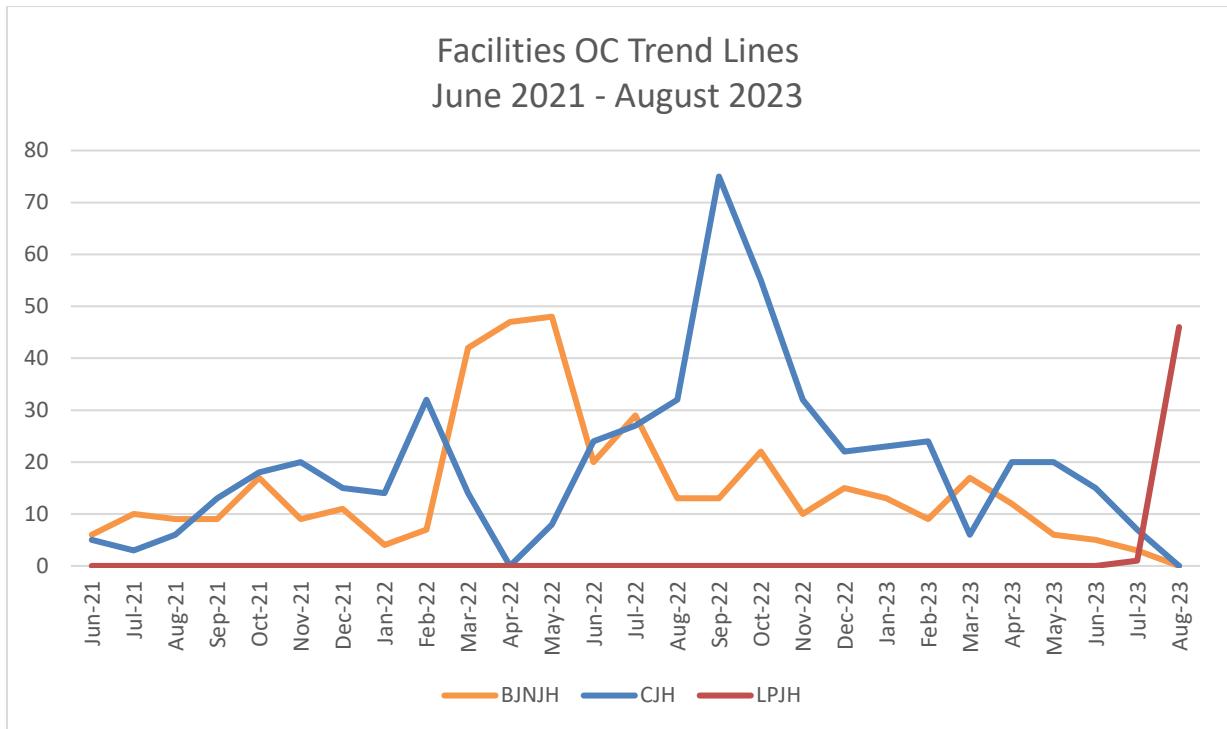
As of September 22, 2023, the chart below illustrates the number of current DSB and SYTF active line staff, by facility, that have received their entire 80 hours of block training, or that have received at least 40 hours, or that have not received any training. The chart does not account for vacancies.

LOCATION	ACTIVE	IN ACTIVE	WEEK ONE	COMP. RATE	WEEK TWO	COMP. RATE
BJN-SYTF	218	44	90	41%	97	44%
LPJH	475	148	216	45%	284	60%
TRANSPORTATION	68	9	31	46%	34	50%
TOTAL	761	201	337	44%	415	55%

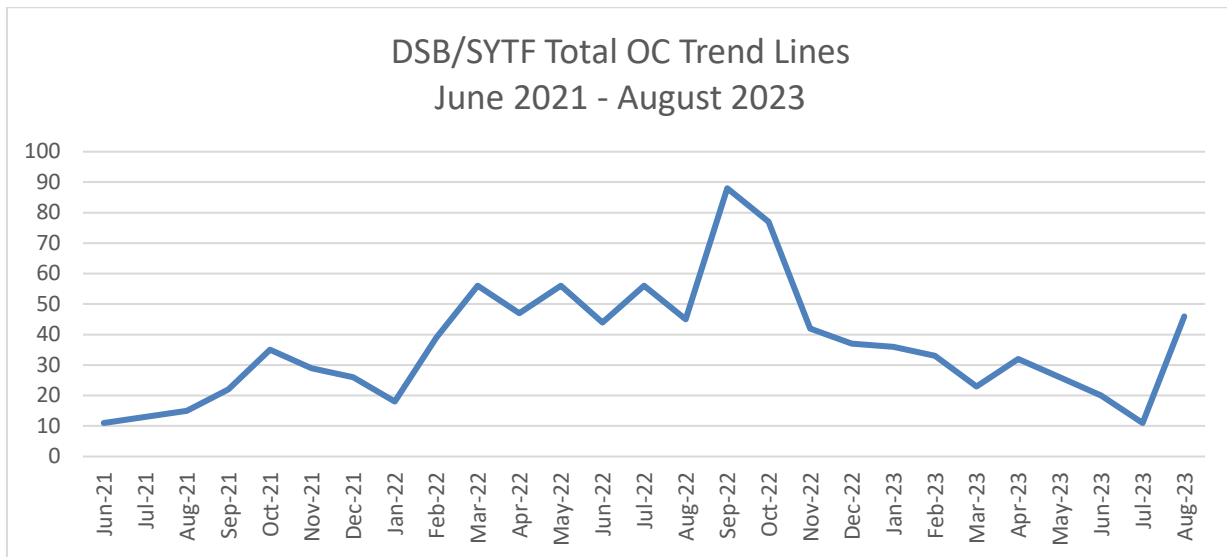
The chart below illustrates DSB OC Spray Incident totals by month from June 2021 through August 2023.

MONTH	BJNJH	CJH	LPJH	TOTAL
June-21	6	5		11
July-21	10	3		13
August-21	9	6		15
September-21	9	13		22
October-21	17	18		35
November-21	9	20		29
December-21	11	15		26
January-22	4	14		18
February-22	7	32		39
March-22	42	14		56
April-22	47	0		47
May-22	48	8		56
June-22	20	24		44
July-22	29	27		56
August-22	13	32		45
September-22	13	75		88
October-22	22	55		77
November-22	10	32		42
December-22	15	22		37
January-23	13	23		36
February-23	9	24		33
March-23	17	6		23
April-23	12	20		32
May-23	6	20		26
June-23	5	15		20
July-23	3	7	1	11
August-23	0	0	46	46

The chart below illustrates the OC spray trend lines for facilities listed since June 2021.



The chart below illustrates the combined total OC Spray trends for both SYTF and DSB facilities since June 2021.



UPDATED TIMELINE ON THE ELIMINATION OF OC SPRAY AT EACH FACILITY

The Department is committed to the elimination of OC spray and recognizes the need to update the elimination timeline. The California Department of Justice court-appointed monitor Michael Dempsey, at the Department's request, has agreed to work with the Department to create an updated OC spray phase out strategic plan. Pulling from Mr. Dempsey's vast knowledge and experience, the Department will create a data-driven phase out strategy. This should be completed by the end of November 2023 with Mr. Dempsey's approval.

If you have any questions, please feel free to contact me at (562) 334-4221.

HW:wc