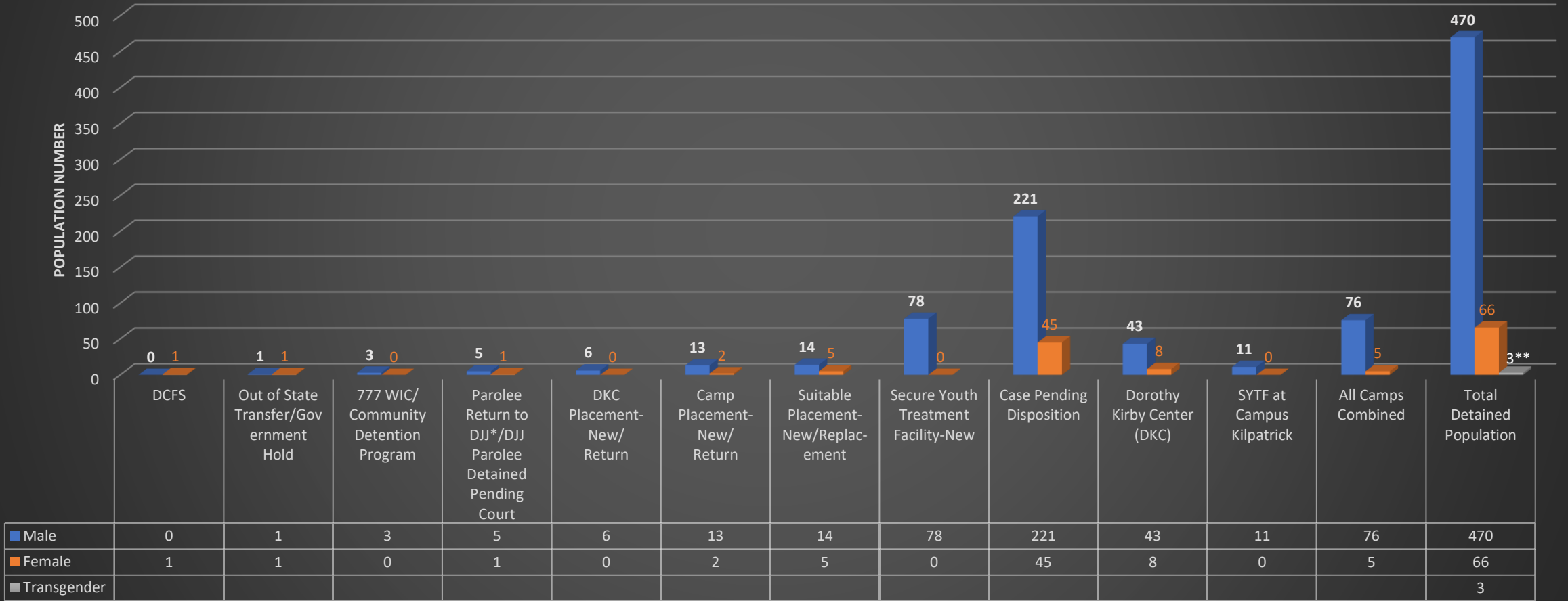


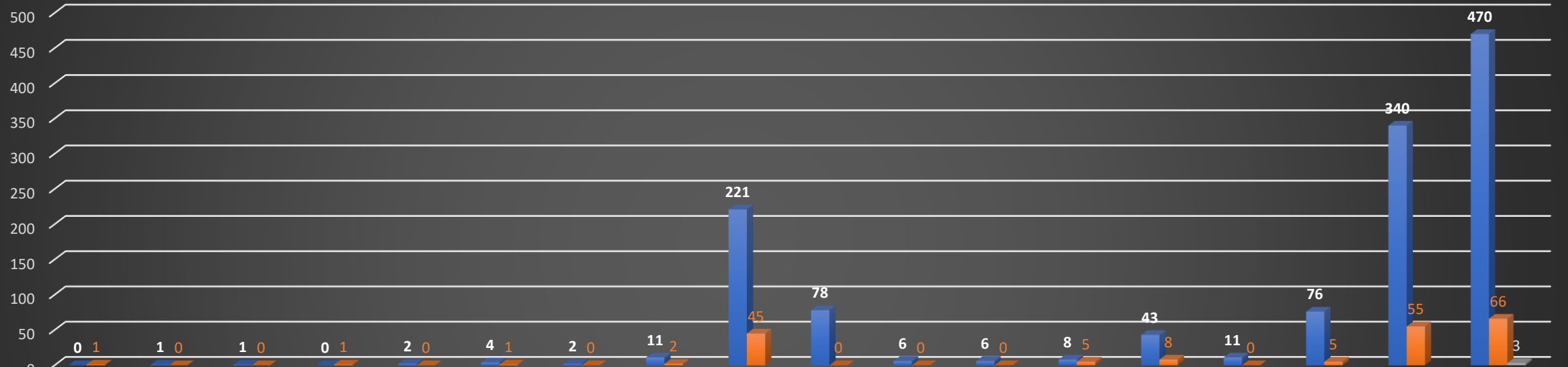
**County of Los Angeles Probation Department  
Detention and Residential Treatment Services Bureaus  
Population Statistics At-A-Glance  
February 22, 2023  
Total Population: 539**



\* Previously titled "Pending Transfer to DJJ" by Probation

\*\*To protect youth privacy, identification is limited to "Total Detained Population"

**County of Los Angeles Probation Department  
Detention and Residential Treatment Services Bureaus  
Population Statistics  
February 22, 2023  
Total Population: 539**



	DCFS	777 WIC Violation	Government Hold	Out of State Transfer	Community Detention Program	Parolee Return to DJJ*/ DJJ Parolee Detained Pending Court	Camp Case Return-Court/ Medical	Camp Placement-New	Case Pending Disposition	Secure Youth Treatment Facility-New	DKC Placement-New	Suitable Placement Detained Pending Court/ Replacement	Suitable Placement-New	DKC Total	SYTF at Campus Kilpatrick	Camp Total	Juvenile Hall Total	Total Detained
Male	0	1	1	0	2	4	2	11	221	78	6	6	8	43	11	76	340	470
Female	1	0	0	1	0	1	0	2	45	0	0	0	5	8	0	5	55	66
Transgender																		3

\* Previously titled "Pending Transfer to DJJ" and "DJJ New Juvenile" by Probation

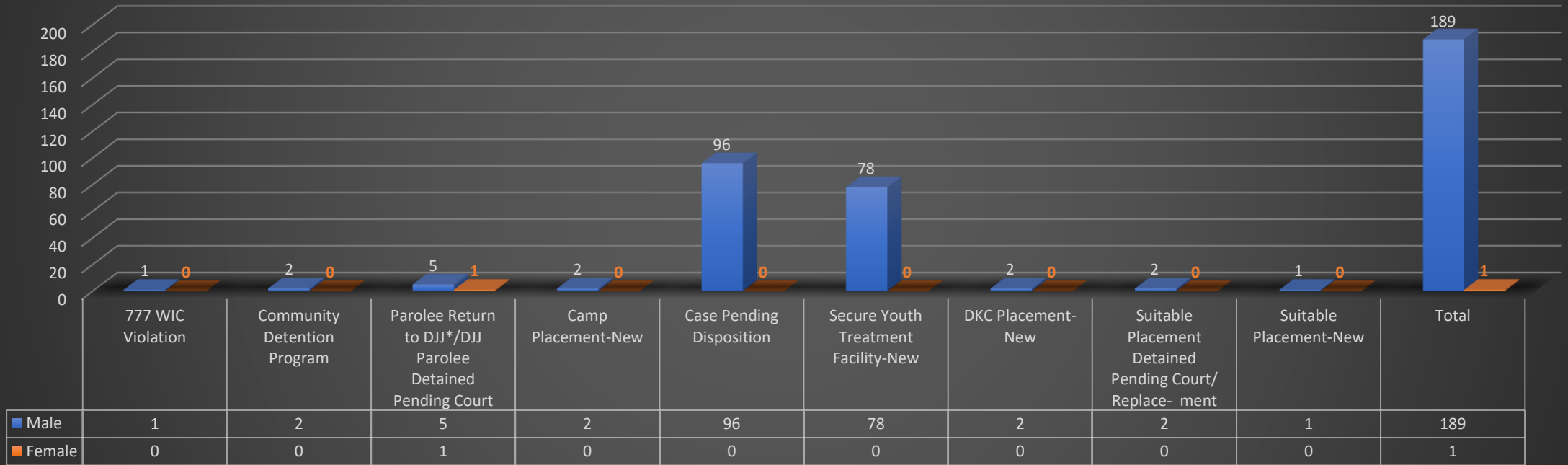
\*\*To protect youth privacy, identification is limited to "Total Detained"

# County of Los Angeles Probation Department Barry J. Nidorf Juvenile Hall Population Statistics

February 22, 2023

**Total Population: 190**

Facility Rated Capacity: 584



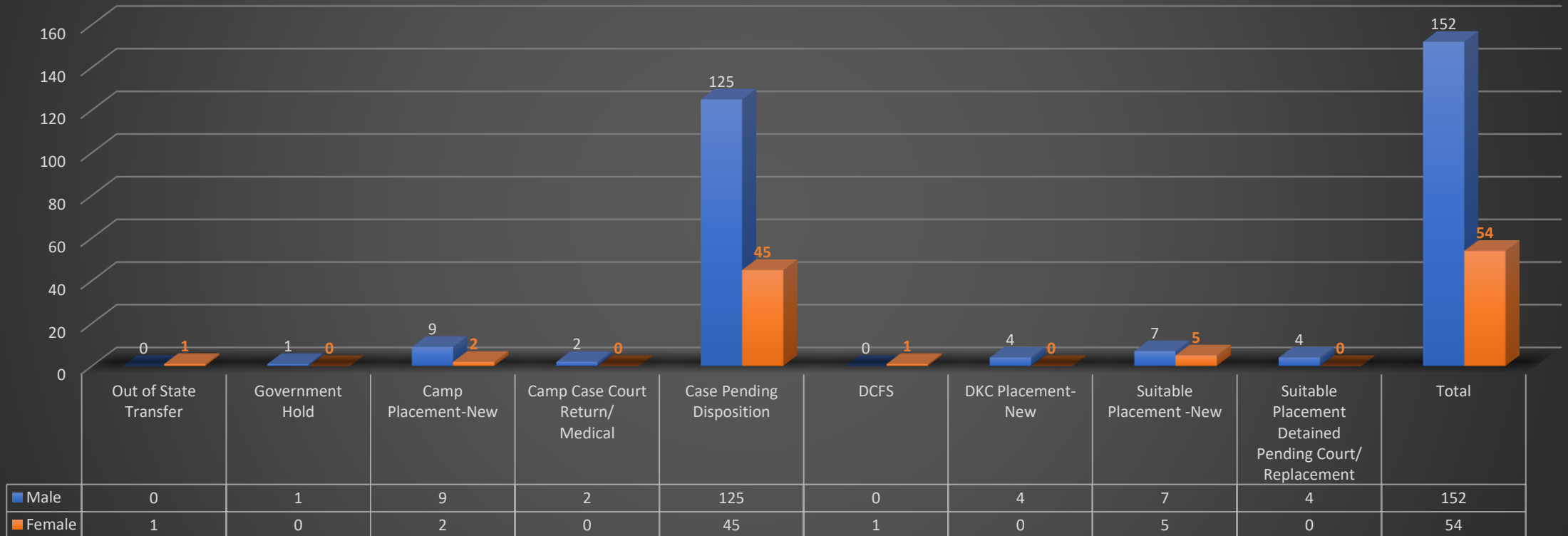
\* Previously titled "Pending Transfer to DJJ" and "DJJ New Juvenile" by Probation

# County of Los Angeles Probation Department Central Juvenile Hall Population Statistics

February 22, 2023

Total Population: 206

Facility Rated Capacity: 800



County of Los Angeles Probation Department  
Residential Treatment Services Bureau  
Population Statistics  
February 22, 2023  
Total Population: 143

