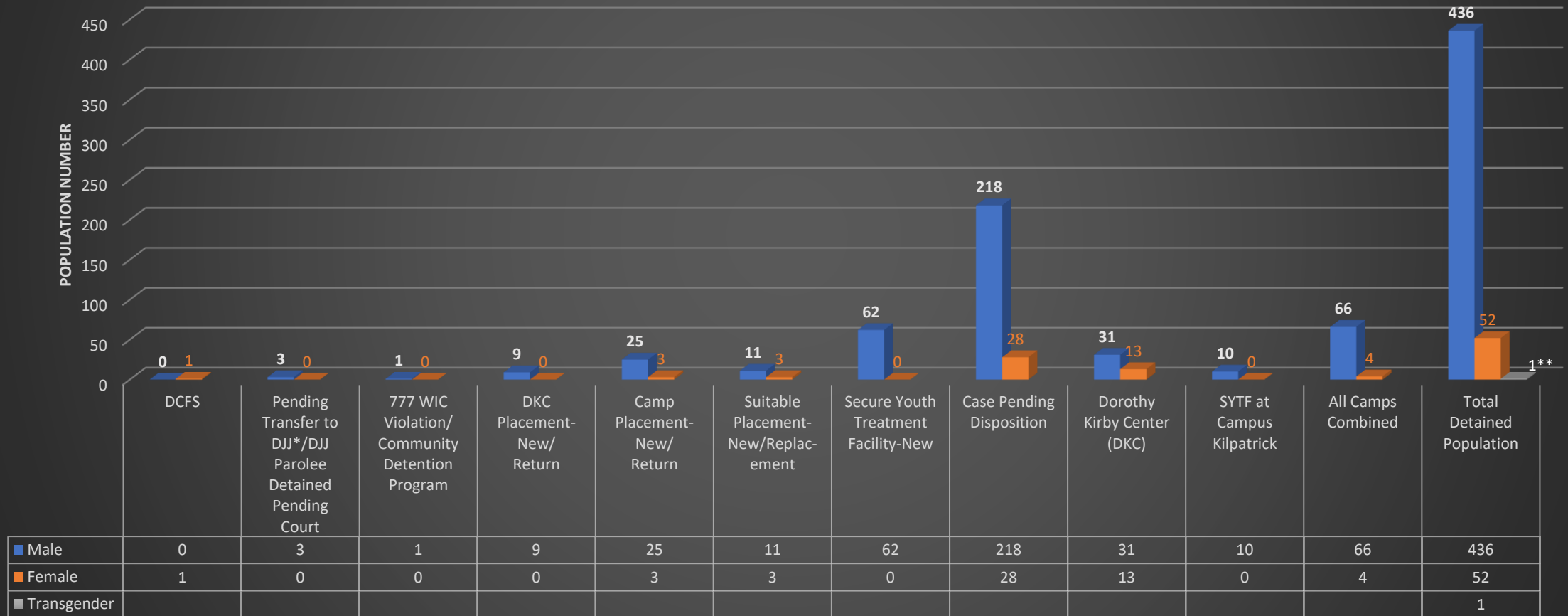


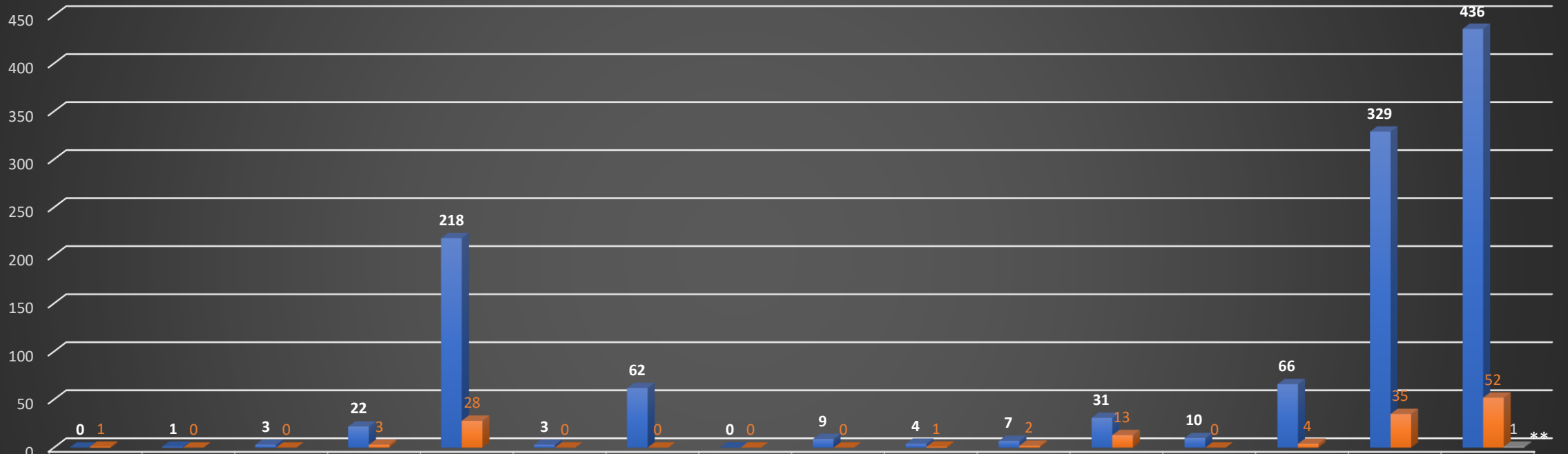
**County of Los Angeles Probation Department
Detention and Residential Treatment Services Bureaus
Population Statistics At-A-Glance
November 30, 2022
Total Population: 489**



* Also titled "DJJ New Juvenile" by Probation

**To protect youth privacy, identification is limited to "Total Detained Population"

**County of Los Angeles Probation Department
Detention and Residential Treatment Services Bureaus
Population Statistics
November 30, 2022
Total Population: 489**



	Male	Female	Transgender
DCFS	0	1	
777 WIC Violation/Community Detention Program	1	0	
Camp Case Return-Court/Medical	3	0	
Camp Placement-New	22	3	
Case Pending Disposition	218	28	
Pending Transfer to DJJ*/DJ Parolee Detained Pending Court	3	0	
Secure Youth Treatment Facility-New	62	0	
DKC Case Return-Medical	0	0	
DKC Placement-New	9	0	
Suitable Placement Detained Pending Court/Replacement	4	1	
Suitable Placement-New	7	2	
DKC Total	31	13	
SYTF at Campus Kilpatrick	10	0	
Camp Total	66	4	
Juvenile Hall Total	329	35	
Total Detained	436	52	1**

* Also titled "DJJ New Juvenile" by Probation
 **To protect youth privacy, identification is limited to "Total Detained"

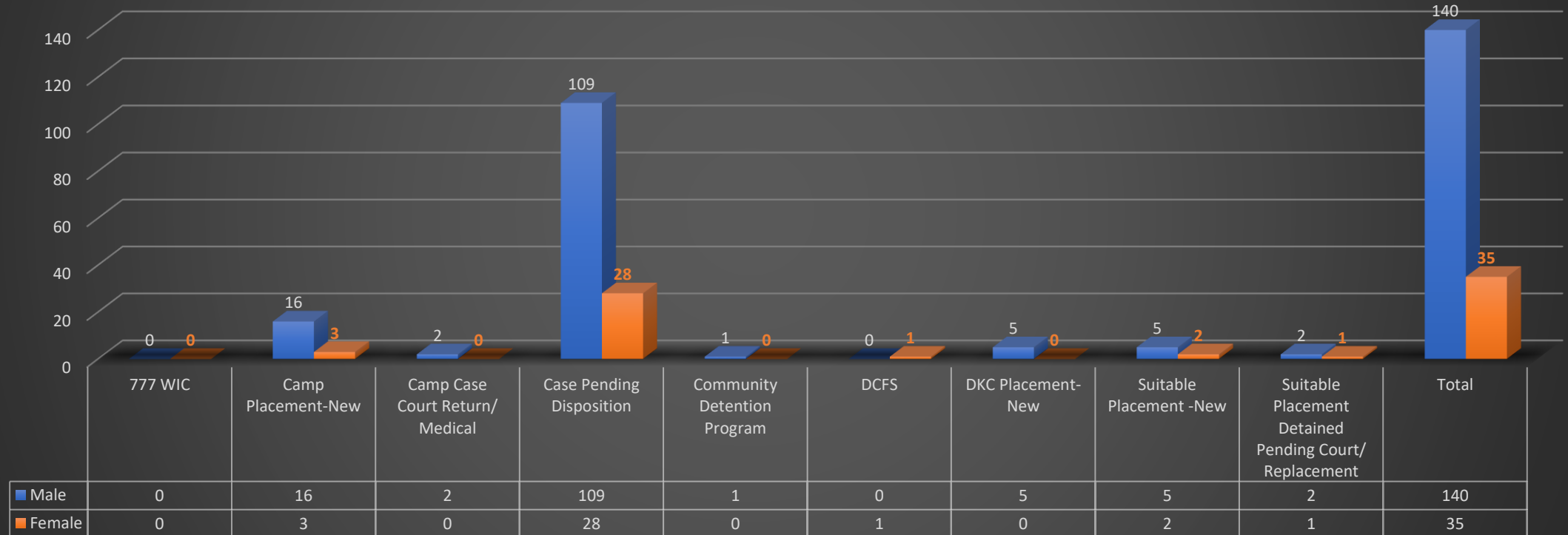
County of Los Angeles Probation Department

Central Juvenile Hall Population Statistics

November 30, 2022

Total Population: 175

Facility Rated Capacity: 800



County of Los Angeles Probation Department
Residential Treatment Services Bureau
Population Statistics
November 30, 2022
Total Population: 124

