

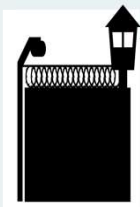
Rosas Monitoring Panel County of Los Angeles Sheriff Civilian Oversight Commission

December 18, 2025

Rosas Monitoring Expert Panel

- Kathy Kenney
- Bob Houston
- Nick Mitchell

Monitoring Activities



Tour Downtown Jail
Facilities 4X Per Year



Conduct Focus
Groups with Staff
and Inmates



Meet with LASD
Executive Leadership



Review 50 Use of
Force Cases Per
Reporting Period



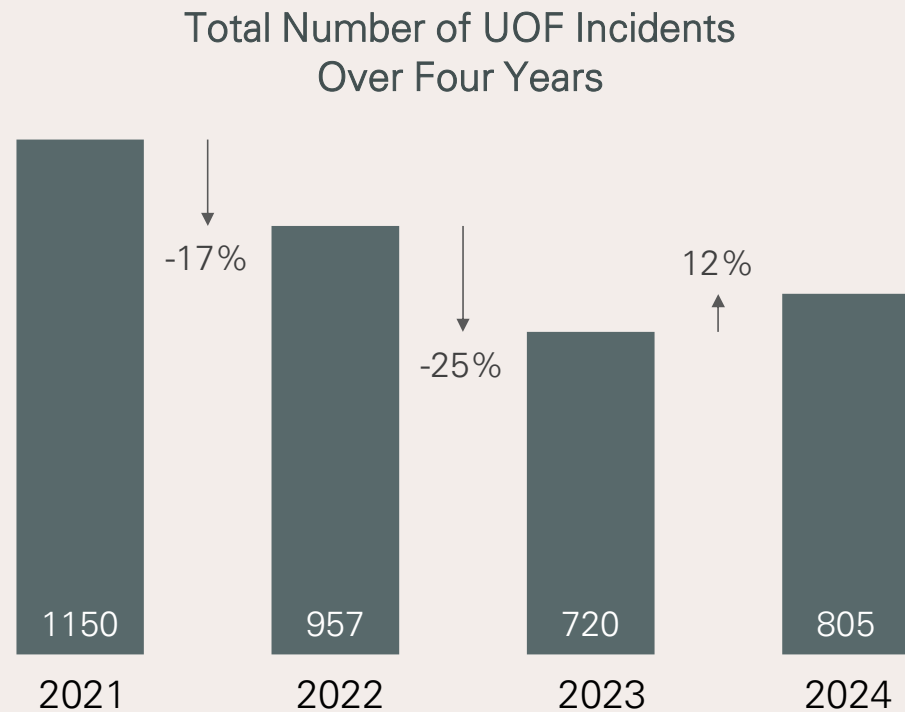
Joint Meetings with the ACLU and LASD

Quantitative Data

Use of Force Incidents, Use of Head Strikes,
and Overall Provision Compliance

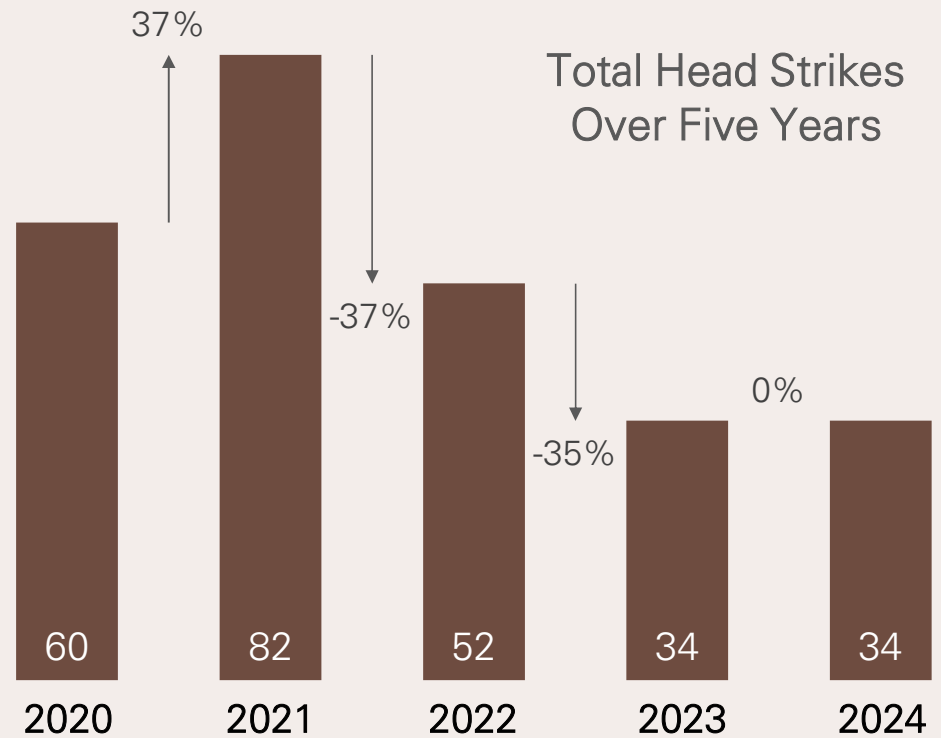
Use of Force Data

- Decreases between 2021, 2022, and 2023
- 12% increase in 2024 from 720 to 805
- 402 incidents in the First Half of 2024
- 403 in the Second Half of 2024
- 356 incidents in the First Half of 2025 (preliminary data)



Head Strike Data

- Decreases since 2021
- 15 in the First Half of 2024
- 19 in the Second Half of 2024
- 15 in the First Half of 2025 (preliminary data)

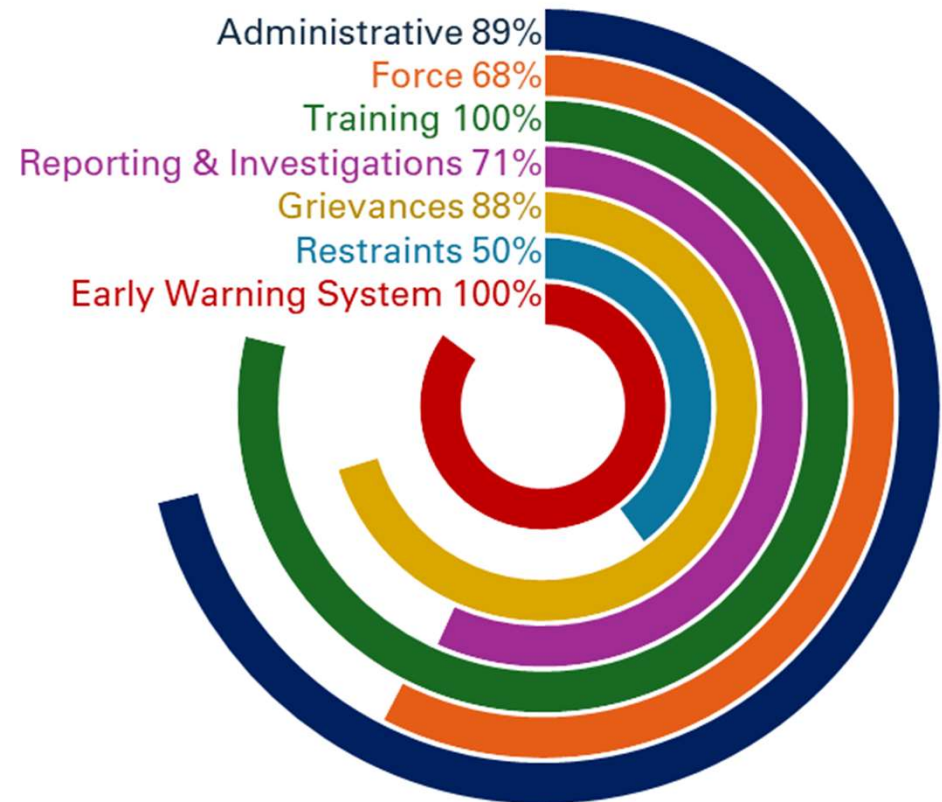


Provision Compliance

- 80% compliance in the Panel's Fifteenth Report
- 81% in the Fourteenth Report
- 78% in the Thirteenth Report
- 79% in the Twelfth Report

Please note that compliance status is not fixed or absolute. Compliance with provisions fluctuates between reporting periods. For example, repeat compliance with 7 out of 10 provisions does not indicate it's the same 7 provisions.

Panel's Fifteenth Report Compliance



Areas of Focus to Reach Compliance



Eliminating impermissible head strikes



Developing an effective system of accountability for impermissible uses of force