

The Los Angeles County Juvenile Probation Outcomes Study

Report Summary

Release Forthcoming



Denise C. Herz, Ph.D.
California State University, Los Angeles

Kristine Chan, MSW
California State University, Los Angeles

Susan K. Lee, Esq.
Advancement Project

Melissa Nalani Ross, MPP
Advancement Project

Jacquelyn McCroskey, DSW
University of Southern California

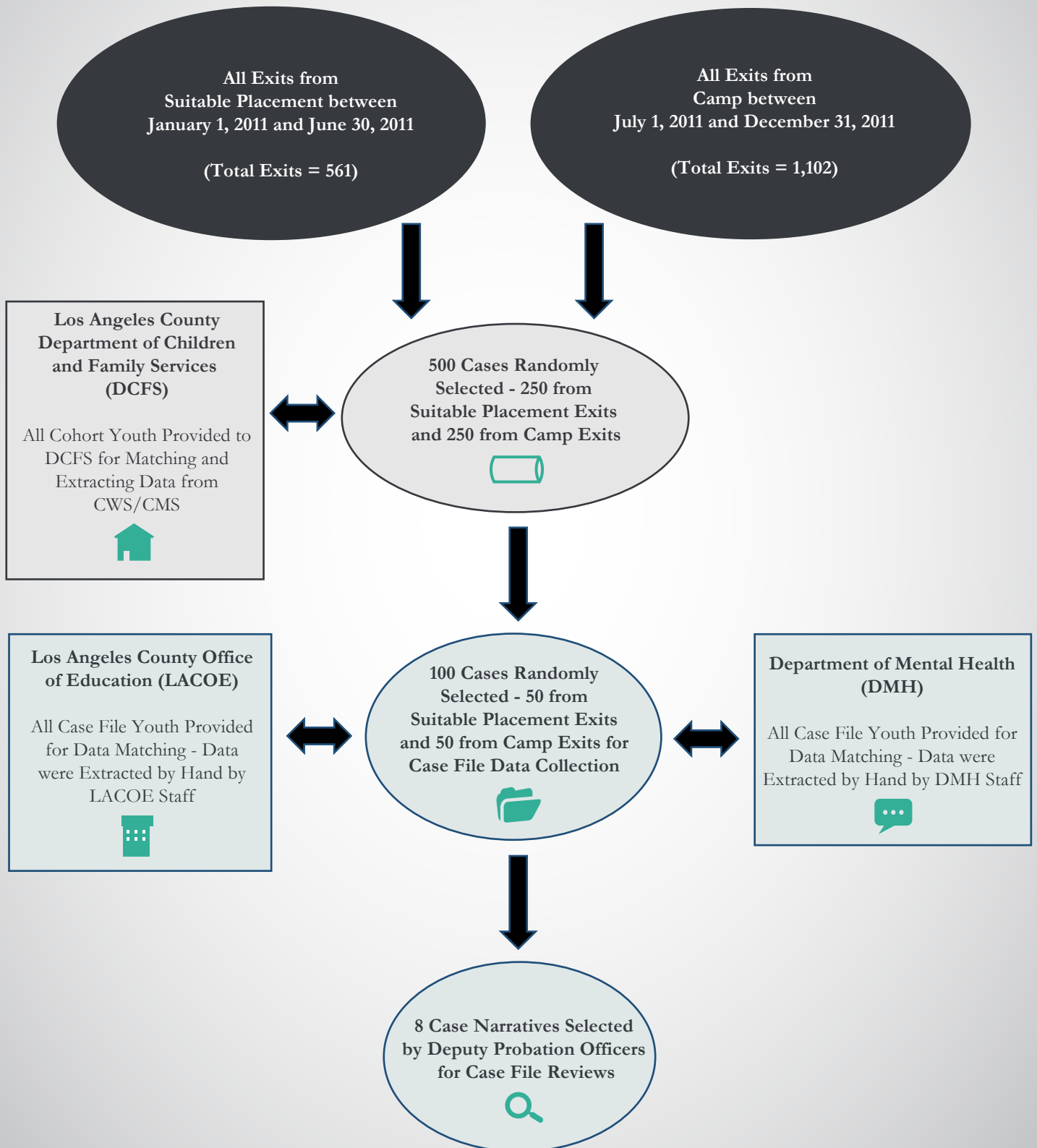
Michelle Newell, MPP
Children's Defense Fund-California

Caneel Fraser, Esq.
Advancement Project

*Study made possible through the support of
the W.M. Keck Foundation and the
California Wellness Foundation.*

The Los Angeles County Juvenile Probation Outcomes Study

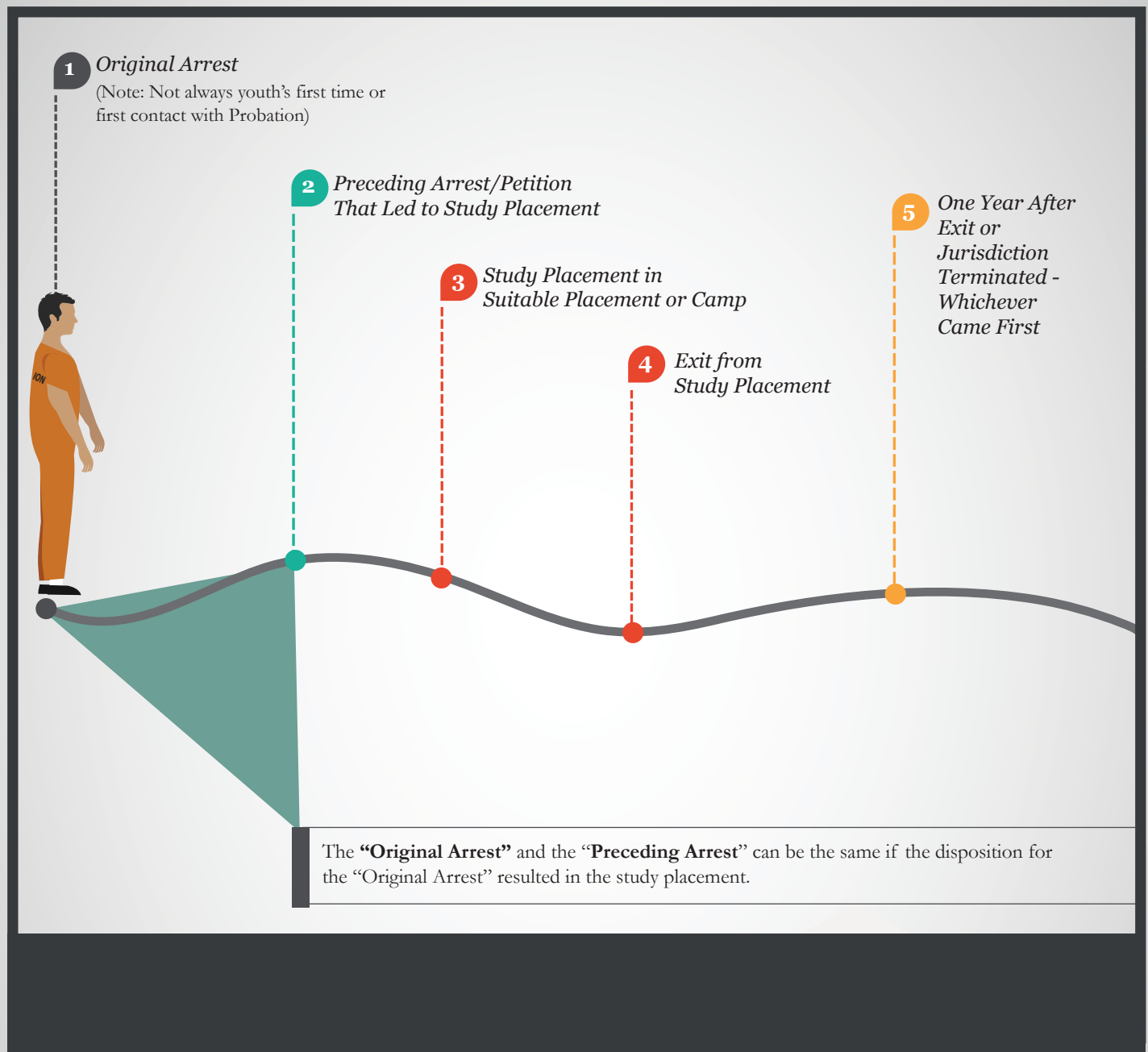
OVERVIEW OF STUDY STRUCTURE & DATA SOURCES



What was the study time frame
for case file data collection?



STUDY TIME FRAME FOR CASE FILE DATA COLLECTION (N=100)



What are the characteristics of these youth?

YOUTH CHARACTERISTICS (N=100)

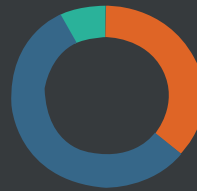


60% Males



40% Females

NOTE: Females were oversampled. Original distribution was 10% in Camp and 20% in Suitable Placement.



LATINO (56%)

AFRICAN-AMERICAN (36%)

CAUCASIAN/OTHER (8%)

Family (Mother, Father, and/or Siblings) Had a History of Any of the Following Based on Self-Report to the Probation Officer:



Public Assistance

56% | **60%**
SUITABLE PLACEMENT | CAMP



Substance Abuse

38% | **30%**
SUITABLE PLACEMENT | CAMP



Arrest/Incarceration

68% | **60%**
SUITABLE PLACEMENT | CAMP



Gang Involvement

22% | **20%**
SUITABLE PLACEMENT | CAMP

Average Age at the "Original Arrest"

SUITABLE PLACEMENT **14**
CAMP **15**

Average Length in Study Placement

SP | **CAMP**
8 | **4**
MOS | MOS

% Placed "Home on Probation" within 1 Year Prior to Study Placement

72% | **76%**
SUITABLE PLACEMENT | CAMP

% of Study Placements Resulting from a Probation Violation

76% | **62%**
SUITABLE PLACEMENT | CAMP

Average Age at Time of Placement

SUITABLE PLACEMENT **15**
CAMP **16**

% Under Probation Supervision at Time of Study Placement

90% | **92%**
SUITABLE PLACEMENT | CAMP



What was their involvement in other systems?



MULTISYSTEM INVOLVEMENT

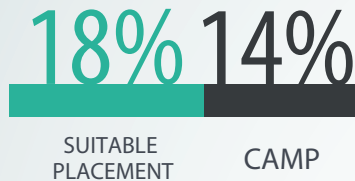


DCFS CONTACT

Based on 500 cohort youth, 18 cases not included (N=482)

Some Type of DCFS Contact in Youths' Lives

i.e., a Referral, Substantiated Allegation, and/or an Open Case



Average Number of Referrals to DCFS

SUITABLE PLACEMENT
(10 Referrals)



CAMP
(8 Referrals)



100% of youth with DCFS contact that had at least one open DCFS case



LACOE/EDUCATION

Based on 100 case file youth, 4 cases not included (N=96)

Average Number of Irregular School Transitions at Any Point in Youths' Lives, including during Probation



Measured by changes in schools for at least 30 days, excludes normal movements and movements back to the same school (e.g., waiting for court hearing at juvenile hall).

% Credit Deficient at Time Entering Study Placement



Youth with an Individual Education Plan at Time of Study Placement



Determined by LACOE during Probation Involvement



DMH SERVICES

Based on 100 case file youth, 2 cases not included (N=98)

Percentage of Youth with a DSM Diagnosis (based on most recent known diagnosis recorded)...

92%
DSM-IV-TR
Diagnosis

Most Prevalent **Primary** Diagnosis are Disruptive Behavior Disorders, followed by Mood Disorders, and Substance Abuse.

50%
Substance Use
Related Diagnosis

The most significant abuse problem involved cannabis followed by alcohol.

Received DMH Treatment/Services...

Ever in the Community
(Not a Result of Probation Involvement)



1 Year Prior to the Study Placement
(As a Result of Probation Involvement)



1 Year After Placement/Camp Exit



What behavioral health treatment services did youth receive across the study time frame?

TOP 3 BEHAVIORAL HEALTH TREATMENT SERVICES RECEIVED (N=100)

Suitable Placement

ONE YEAR PRIOR TO
PRECEDING ARREST/PETITION



DURING PLACEMENT

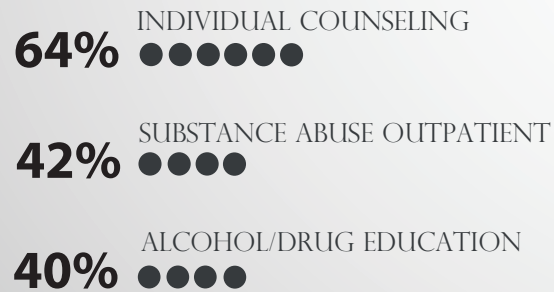


AFTER EXIT

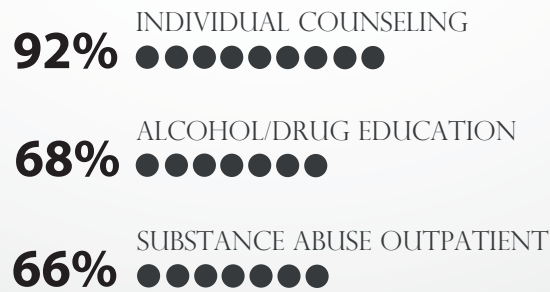


Camp Placement

ONE YEAR PRIOR TO
PRECEDING ARREST/PETITION



DURING PLACEMENT



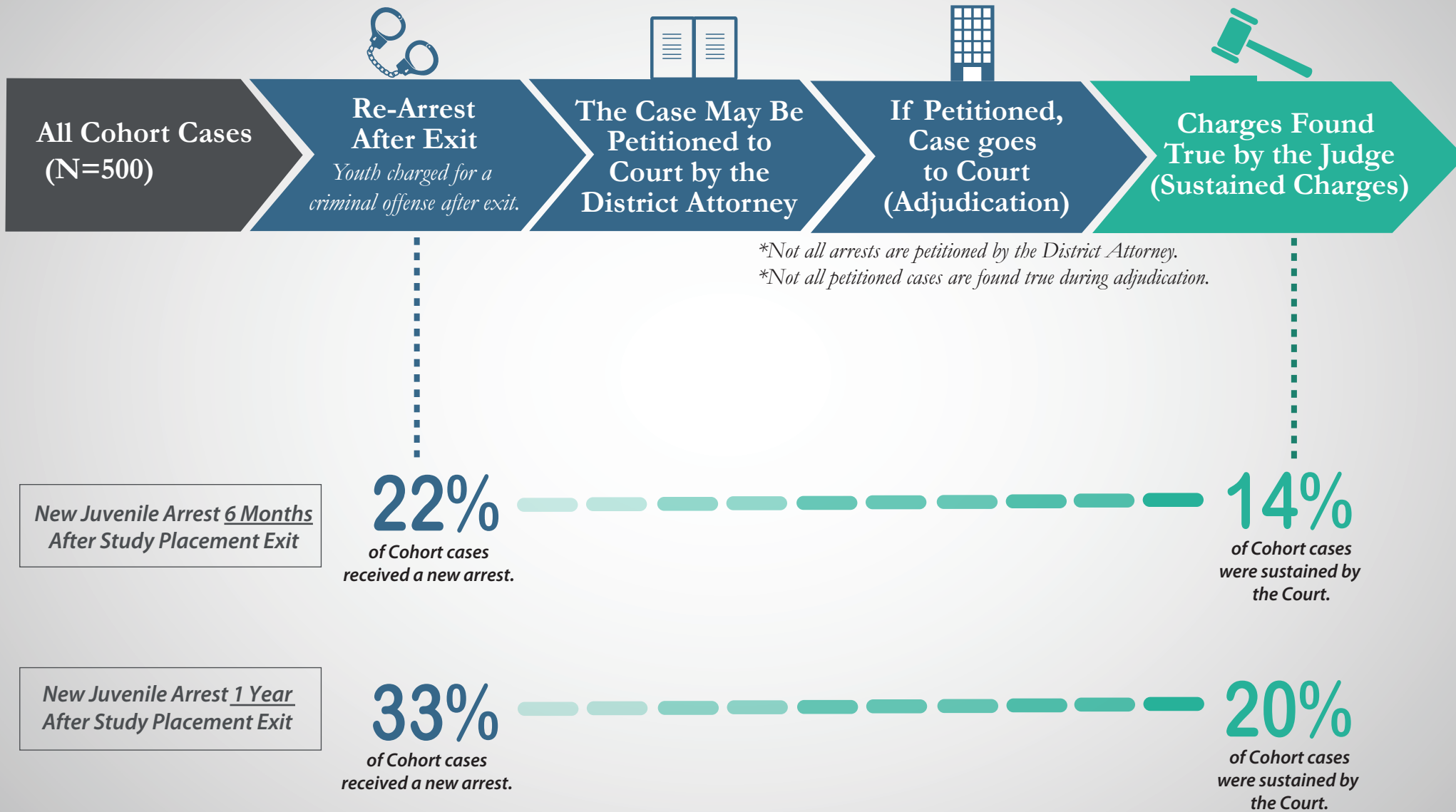
AFTER EXIT





RECIDIVISM FOR ALL COHORT CASES (N=500)

NEW JUVENILE ARRESTS AND SUSTAINED PETITIONS AFTER STUDY PLACEMENT EXIT



Note: Data does not include adult arrests.



How do youth with more positive outcomes compare to those with more challenging outcomes?

RISK & RESILIENCY FACTORS IDENTIFIED BY DEPUTY PROBATION OFFICERS IN CASE NARRATIVES (N=8)

SUITABLE PLACEMENT

CASES WITH MORE POSITIVE OUTCOMES

JAMES

+Support

+GED/HS

Challenges

Parental Criminality
Parental Substance Abuse
Poor School Performance
Suspensions/Expulsions
Mental Health Needs

SARA

+Support

+GED/HS

+College Enrolled

+Employed

Challenges

Absent/Uninvolved Father
Drug Use (Age <15)
Mental Health Needs

DYLAN

Challenges

Parental Criminality
Absent/Uninvolved Father
DCFS Referral
Sibling Delinquency
Poor School Performance
Individual Education Plan
Gang-affiliated
Drug Use (Age <15)

BRENDA

Challenges

Parental Criminality
Parental Substance Abuse
Absent/Uninvolved Father
DCFS Referral and Dual Supervision
Poor School Performance
Suspensions/Expulsions
Individual Education Plan
Runaway/AWOL
Sexual Exploitation/CSEC
Teen Pregnancy
Gang-affiliated
Drug Use (Age <15)
Mental Health Needs

+Support

CASES WITH MORE CHALLENGING OUTCOMES

CAMP

CASES WITH MORE POSITIVE OUTCOMES

DAVID

+Support

+GED/HS

+College Enrolled

+Employed

Challenges

Sibling Delinquency
Poor School Performance
Suspensions/Expulsions
Gang-affiliated
Mental Health Needs

VALERIE

Challenges

Parental Criminality
Parental Substance Abuse
Absent/Uninvolved Father
Poor School Performance
Suspensions/Expulsions
Drug Use (Age <15)
Mental Health Needs

+Support

+GED/HS

+College Enrolled

STEVEN

Challenges

Parental Substance Abuse
Absent/Uninvolved Father
Poor School Performance
Suspensions/Expulsions
Runaway/AWOL
Gang-affiliated
Drug Use (Age <15)
Mental Health Needs

+Support

NICOLE

Challenges

Parental Criminality
Parental Substance Abuse
Absent/Uninvolved Father
DCFS Referral and Dual Supervision
Poor School Performance
Suspensions/Expulsions
Runaway/AWOL
Sexual Exploitation/CSEC
Teen Pregnancy
Gang-affiliated
Drug Use (Age <15)
Mental Health Needs

CASES WITH MORE CHALLENGING OUTCOMES