

June 18, 2026

Regional Partnership & Shared Investment

Measure A LACAHSAs & LSF Funding

LEADERSHIP TABLE ON REGIONAL HOMELESS ALIGNMENT



Agenda

- Part 1: A Shared Investment Model & Measure A Alignment
 - LSF Investments
- Part 2: A Regional Approach & LACAHSAs Investments

Part 1: A Shared Investment Model and Measure A Alignment



LACAHSA & LSF: A Shared Investment Model



Aligns local investments with County Measure A goals and metrics



Supports sub-regional coordination through Councils of Governments & Regional Housing Trusts



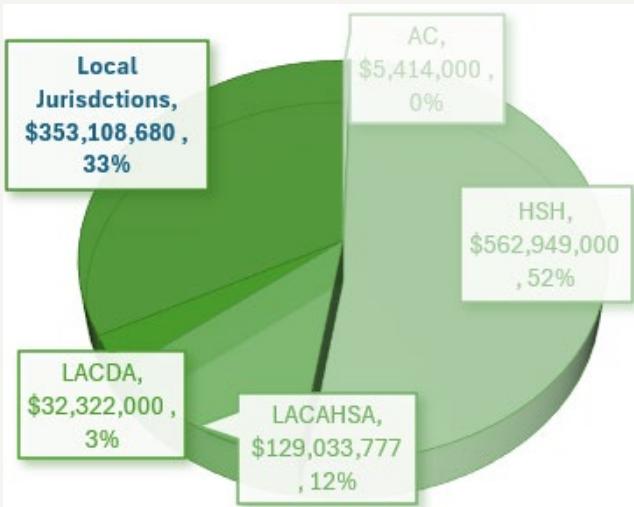
Enables place-based strategies tailored to local conditions



Functions as a local and regional implementation tool

Which Jurisdictions Directly Administer Measure A

Sum of FY 26-27 Funding

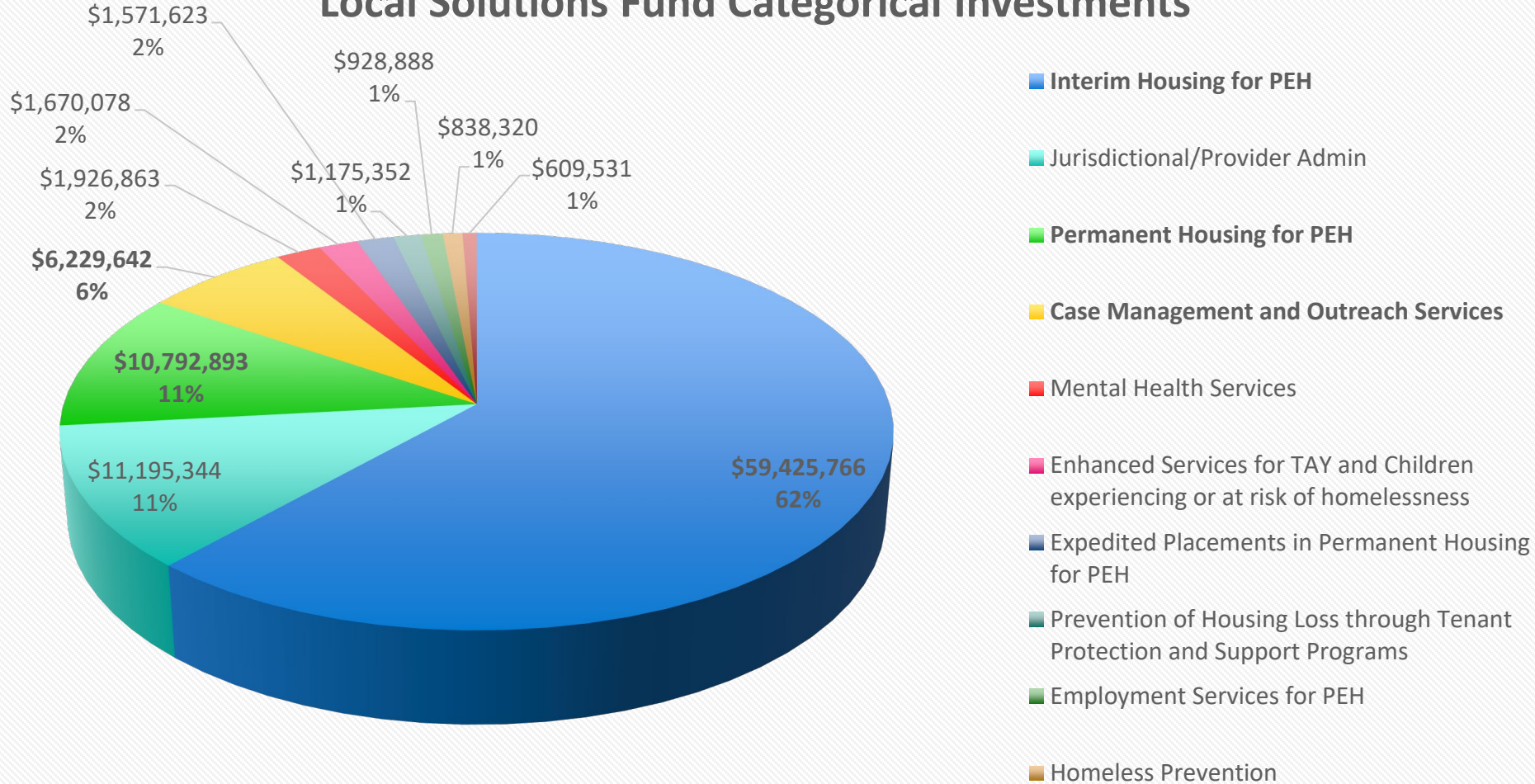


Jurisdiction	Directly Administers Measure A Funds		Amounts		
	LSF	LACAUSA	LSF	LACAUSA	Total
Los Angeles	Yes	Yes	\$54,725,376	\$134,656,351	\$189,381,727
UA LAC	Yes	Yes	\$11,603,000	\$24,902,928	\$36,505,928
SBCCOG	Yes	Yes	\$3,173,701	\$13,074,578	\$16,248,279
LVMCOG	Yes	Yes	\$618,094	\$468,903	\$1,086,997
Lancaster Palmdale RHT		Yes		\$5,251,271	\$5,251,271
Lancaster*	Yes		\$2,371,962		\$2,371,962
Palmdale*	Yes		\$1,378,706		\$1,378,706
Burbank-Glendale-Pasadena RHT		Yes		\$6,506,935	\$6,506,935
Burbank*	Yes		\$460,228		\$460,228
Glendale**	Yes	Yes	\$466,736	\$5,102,985	\$5,569,721
Pasadena**	Yes		\$912,023		\$912,023
GCCOG	Yes	Yes	\$5,281,383	\$18,586,163	\$23,867,546
Long Beach**	Yes	Yes	\$5,023,735	\$10,698,220	\$15,721,955
Downey	Yes		\$438,732		\$438,732
Huntington Park	Yes		\$465,153		\$465,153
Santa Fe Springs	Yes		\$567,043		\$567,043
South Gate	Yes		\$460,078		\$460,078
WSCCOG	Yes	Yes	\$730,784	\$7,043,918	\$7,774,702
Santa Monica	Yes		\$1,296,779		\$1,296,779
SFVCOG		Yes		\$519,197	\$519,197
Santa Clarita*	Yes	Yes	\$531,272	\$3,409,431	\$3,940,703
San Fernando*	Yes		\$122,292		\$122,292
SGVCOG	Yes	Yes	\$3,708,951	\$25,920,799	\$29,629,750
Pomona	Yes		\$1,105,631		\$1,105,631
Baldwin Park	Yes		\$406,626		\$406,626
El Monte	Yes		\$587,142		\$587,142
Montebello	Yes		\$531,574		\$531,574
	24	13	\$96,967,001	\$256,141,679	\$353,108,680

* Do not belong to a COG or COG decided not to receive funding

** CoC Jurisdictions

Local Solutions Fund Categorical Investments



Maximizing the use of LSF

HSH supports all local jurisdictions seeking to align Measure A resources that contribute towards its goals and target metrics.



Earlier release of allocations, guidance, and recommended strategic uses



Expanded regional coordination, peer learning, and frequent feedback loops



Enhanced data support, tracking, and outcome reporting



Faster amendment and payment processes.



Part 2: A Regional Approach & LACAHSAs Investments





June 18, 2026

Forward Together: Supporting a Regional Approach to Affordable Housing, Renter Protection, and Homelessness Prevention





LACAHSA and EJs Advance Measure A Goals

To advance Measure A Goals,

Goals include:

Renter Protection and Homelessness Prevention:
4a. Reduce the number of people who become newly-homeless by 20% from a baseline of 63,202 in FY 23-24 to a target of 50,561.
4b and 4c. Additional measures related to eviction and homeless prevention services; and access to legal services.

Housing Production:
5a. Produce a minimum of 1,800 affordable housing units per year, for a total of 9,000 units over the next five years.
5b. Preserve a minimum of 420 affordable housing units per year, for a total of 2,100 units over the next five years.

LACAHSA and EJs employ three strategies,

Strategies include:

Production, Preservation, and Ownership
Renter Protection and Homelessness Prevention
Technical Assistance

By offering flexible tools.

Tools include:

Capital for affordable housing
Rental and financial assistance
Legal Services
Professional Services, Research, & Evaluation



About LACAHSAs

The Los Angeles County Affordable Housing Solutions Agency (LACAHSAs) is a regional agency tasked with creating affordable housing solutions and keeping people in their homes.

LACAHSAs funds three program categories:

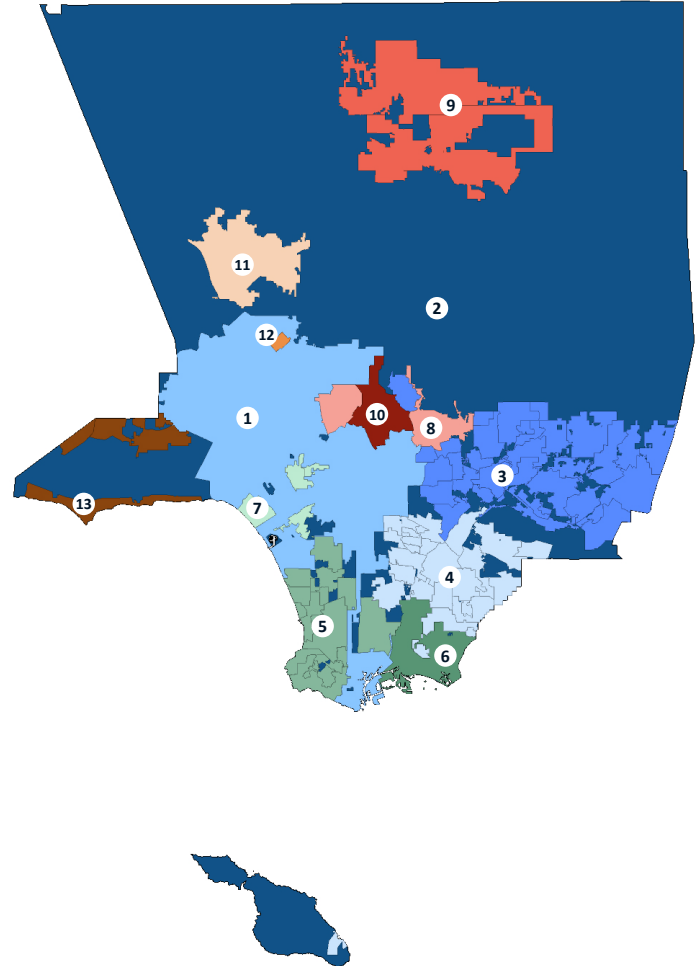
- **Production, Preservation, & Ownership (PPO):** Funding the creation of new permanent residential units through direct project investment and supporting eligible uses including construction, preservation, acquisition, rehab, ownership, and operating subsidies.
- **Renter Protections & Homelessness Prevention (RPHP):** Programs and services to protect lower income renter households from housing instability, displacement, and homelessness.
- **Technical Assistance (TA):** Grant opportunities that provide services to support LACAHSAs, Eligible Jurisdictions, and municipalities in achieving metrics.

LACAHSA Funding Allocation

LACAHSA's Measure A funding is shared with 13 local agencies who also administer PPO, RPHP, and Technical Assistance programs.

	LACAHSA	\$128,229,226
1.	City of Los Angeles	\$133,421,084
2.	Unincorporated Los Angeles County	\$24,782,720
3.	San Gabriel Valley COG/RHT	\$25,691,324
4.	Gateway Cities COG/RHT	\$18,538,195
5.	South Bay Cities COG/RHT	\$13,002,770
6.	City of Long Beach	\$10,706,466
7.	Westside Cities COG	\$7,016,083
8.	Burbank-Glendale-Pasadena RHT	\$6,452,118
9.	North LA County Transportation Coalition JPA	\$5,395,241
10.	City of Glendale	\$5,103,191
11.	City of Santa Clarita	\$3,457,981
12.	San Fernando Valley COG	\$518,005
13.	Las Virgenes/Malibu COG	\$459,405

TOTAL **\$382,773,809**

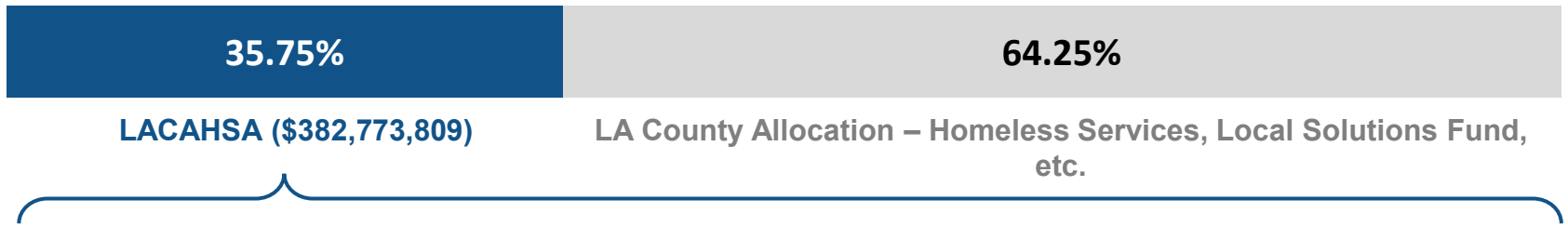


Allocations by Use

Measure A and SB 679 outline requirements for how LACAHSAs funding must be allocated.

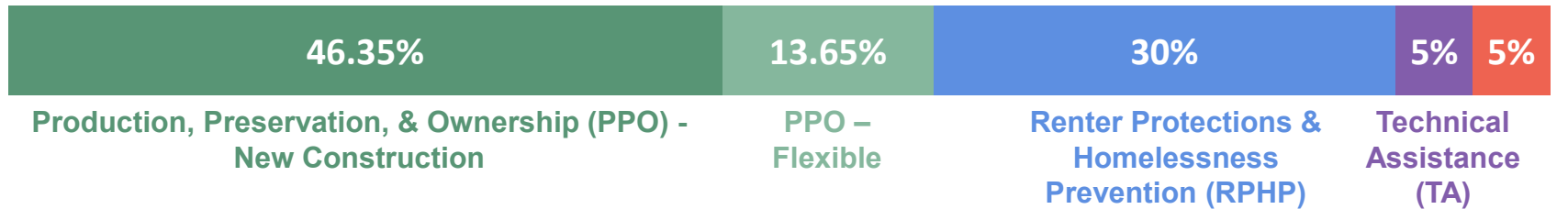
Measure A Allocations:

Measure A governs the % allocation to LACAHSAs; dollar estimates are based on LA County estimates as of 02/28/25.



Allocations by Use

Both Measure A and SB 679 identify allowable uses and required allocation percentages.





Using Measure A Funds (and More) Together

LACAHSAs supports all local jurisdictions seeking to align Measure A resources, and beyond, for the purposes of regional solutions to affordable housing production, renter protection, and homelessness prevention.

- **Parameters:** State law defines how LACAHSAs resources are allocated and voters defined how to use Measure A resources. LACAHSAs develops guidelines for use of funds.
- **Flexibility:** LACAHSAs emphasizes flexibility in uses of resources within the above parameters set forth by law and voters.
- **Collaboration:** This flexibility supports the use of multiple funding sources to advance solutions to housing affordability and stability.

The image features a city skyline at sunset, with palm trees in the foreground. A teal banner with the text "Thank You" is overlaid on the image. The background is a warm, golden sunset over a city skyline, with several palm trees in the foreground. The text "Thank You" is written in white, bold, sans-serif font on a teal banner that spans across the middle of the image. On the left side, there is a decorative graphic consisting of overlapping blue and white geometric shapes, resembling a stylized arrow or a series of nested chevrons pointing to the right.

Thank You



LACAHS
THE AFFORDABLE
SOLUTIONS AGENCY

Appendix




Why Regional Partnership Matters



HOMELESSNESS IS A REGIONAL CHALLENGE THAT CROSSES JURISDICTIONAL BOUNDARIES



NO SINGLE JURISDICTION CAN ACHIEVE MEASURE A GOALS ALONE



PROGRESS DEPENDS ON SHARED RESPONSIBILITY, COORDINATION, AND ALIGNMENT



MEASURE A ESTABLISHES A COUNTYWIDE REGIONAL FRAMEWORK WHILE ENABLING LOCAL SOLUTIONS



**LA COUNTY
Homeless
Services
& Housing**

LSF Allocation Structure

Bringing the FY 25-26 LSF to Life: Overview

In FY 25-26, the **LSF distributed \$96,363,000 annually across County jurisdictions.**

The **LA County Department of Homeless Services and Housing serves as the central disbursement authority**, channeling funds to cities and COGs according to the adopted formula. While participating jurisdictions must adhere to Measure A requirements, **jurisdictions have flexibility to decide how to spend their allocated funding** on programs and services that are ending and preventing homelessness in their communities.

How Much?	Which jurisdictions can benefit?	Who is it disbursed to?
15% Minimum Portion of Measure A Comprehensive Homeless Services Budget \$96.3M Annual LSF Allocation for FY 2025-2026	88 Eligible Cities in LA County ~120+ Eligible Unincorporated Area Communities	28 Total Direct Agreements: <ul style="list-style-type: none">• 18 Direct contracts with cities• 5 contracts with Councils of Government• 5 Unincorporated Areas



Deep Dive: RPHP Investments

- I. RPHP Eligible Uses
- II. How Eligible Jurisdictions Use LACAHSAs Renter Protection and Homelessness Prevention (RPHP) Resources
- III. LACAHSAs RenterAid Investment

RPHP Eligible Uses

**Emergency Rental and
Flexible Financial Assistance**

01

Emergency Rental and Flexible Financial Assistance provides financial assistance for a variety of housing-related expenses to support the stabilization of households experiencing an immediate housing crisis and at risk of losing their housing.

Temporary Rental Assistance

02

Temporary Rental Assistance provides rental assistance for households at risk of losing their housing OR who have a housing crisis which the household cannot resolve independently.

**Short Term Income
Support**

03

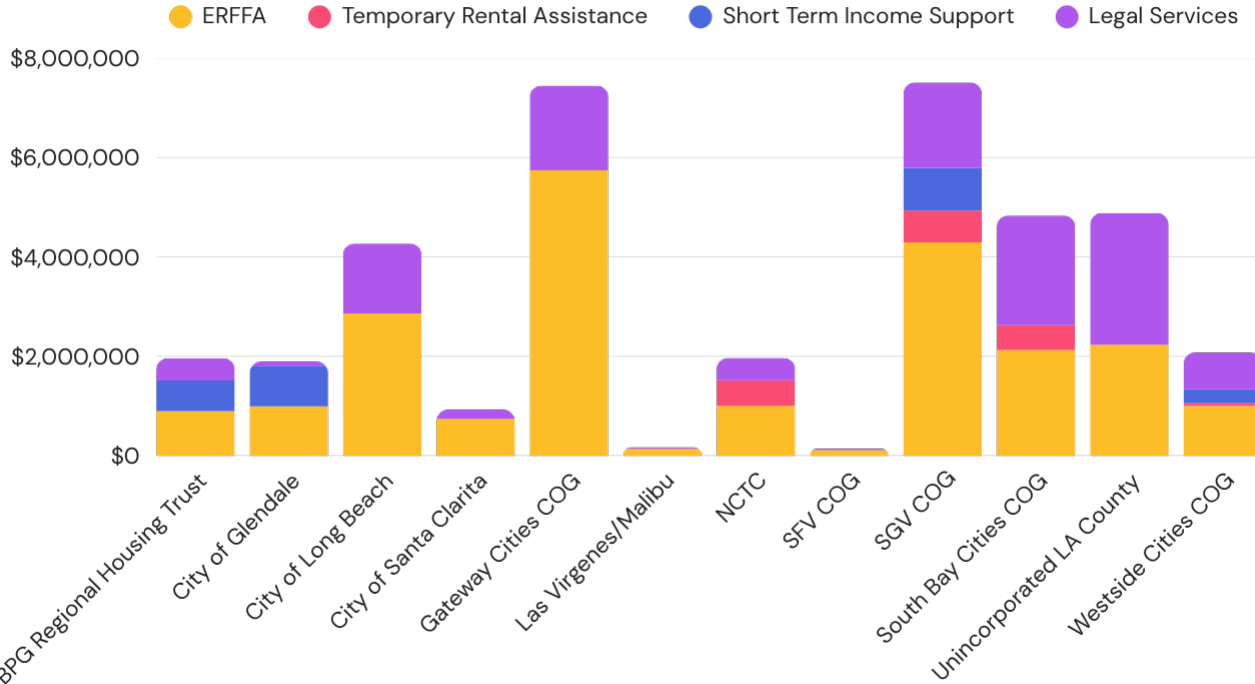
Short-Term Income Support involves providing direct income assistance for households at risk of losing their housing.

Legal Services

04

Legal Services and Renter Education offers legal representation, advocacy, outreach, and education to households at risk of losing their housing.

RPHP FY25-6 Budget Allocations



Emergency Rental and Flexible
Financial Assistance

52%

Overall budget



Temporary Rental
Assistance

4%

Overall budget



Short Term Income
Support

6%

Overall budget



Legal Services

27%

Overall budget



*Excludes LACAHA Agency funds and the City of Los Angeles funds.

LACAHS's RenterAid Investment: \$37M



Renter Outreach



Online Portal



Housing Stability &
Financial Assistance



Legal Services



Central Fiscal
Administration



Data & Reporting

7,370

People Served with
Housing Stability &
Financial Assistance

9,882

People Served with
Legal Services