

# Department of Public Health

## MISSION

**Advance the conditions that support optimal health and well-being for all**

## MANDATORY & MAJOR DUTIES









- **Duty 1:** Investigate, mitigate, and monitor communicable diseases, outbreaks, foodborne illnesses, and environmental hazards; notify as appropriate
- **Duty 2 :** Promote and protect the health and well-being of children, pregnant people and their families
- **Duty 3 :** Prevent and mitigate chronic disease (including tobacco control)
- **Duty 4:** Address social factors affecting health through community planning, data collection, public education, reporting and service provision
- **Duty 5:** Plan, respond and mitigate to protect life and property
- **Duty 6:** Inspect and enforce the CA Retail Food Code, water safety, worker safety, and housing habitability
- **Duty 7:** Collect, tabulate, and analyze public health statistics, birth, and death records



# Department of Public Health

## CURRENT BUDGET OVERVIEW

FY 2025-2026  
Final Adopted Budget  
(\$ Millions)

Total Appropriation		\$1,901.9
<i>(What We Budgeted to Spend in FY 2025-26)</i>		
	Salaries & Employee Benefits (5,550 positions)	928.7 (49%)
	Services & Supplies	932.1 (49%)
	Other (Cap Assets/Equip, Other Charges)	41.1 (2%)
Sources of Funding		\$1,901.9
<i>(How We Pay For All of This)</i>		
	Federal Assistance	713.8 (38%)
	State Assistance	610.4 (32%)
	Fees/Charges for Services*	105.9 (6%)
	Other Resources**	216.2 (11%)
	Net County Costs <i>locally generated revenues</i>	255.6 (13%)

\* Some State and Federally funded services are reflected as “Fees/Charges for Services” through reimbursement mechanisms (e.g., Medi-Cal billing)

\*\* “Other Resources” includes miscellaneous revenues not otherwise classified, including fines, settlements, interest earnings, and interdepartmental billing

# Department of Public Health

## BUDGET BREAKDOWN BY PROGRAM AREA

What These Investments Deliver For Residents

General Program Category*	% of Total Dept Budget
Communicable Disease Prevention, Mitigation and Surveillance	24%
Substance Abuse Prevention, Harm Reduction, Treatment and Recovery	33%
License, Permit, and Inspect Health Care Facilities, Food Facilities, Housing, Water, and Environmental Hazards	14%
Protect and Promote the Health of Vulnerable Residents	25%
Prepare, Respond, and Mitigate Public Health Emergencies	4%

\* Program categories shown here are presentation-level groupings created to consolidate information from the new LA County Enterprise System (LACES) for this briefing. Note that as part of the County’s initial rollout of data-driven budgeting through LACES, categories and outcome measures will continue to evolve based on practical use and data insights

# Department of Public Health

## DEPARTMENT PRIORITIES, METRICS & OUTCOMES

#	Priority	Metric	Outcome
1	Prevent and mitigate communicable disease	<ul style="list-style-type: none"><li>• Vaccination completion rates for kindergarten students;</li><li>• # of Outbreaks at Skilled Nursing Facilities;</li><li>• Hospitalization rates for influenza, COVID, RSV;</li><li>• Early syphilis rates</li></ul>	Reduce infection rates from communicable disease
2	Improve health outcomes for disproportionately -impacted residents and communities	<ul style="list-style-type: none"><li>• Infant Mortality Rate by race/ethnicity;</li><li>• Elevated lead levels for children by community;</li><li>• Overdose rates by race/ethnicity;</li><li>• # of communities with fewest health affirming resources (HPI+ communities);</li><li>• # of environmental hazards by community</li></ul>	Reduce illness and death rates for disproportionately-impacted residents (including Black and Brown residents, LGBTQ+ residents, and residents in communities with fewest health affirming resources)
3	Ensure health information is accessible, informed by science, available, and used for preventing and promoting optimal health and well-being.	<ul style="list-style-type: none"><li>• Availability and use of community health profile reports;</li><li>• # of household assessments completed by community teams to share resources/identify needs;</li><li>• # of residents trained in CPR, and # of households reporting having an emergency plan</li></ul>	Ensure county residents are informed and prepared to protect themselves, their families and their communities

# Department of Public Health

## BUDGET REQUEST (FY2026-2027)

Total New Appropriation Request*	\$17.4M
Additional positions requested	51.0
Additional NCC requested	\$6.0M

Key Budget Requests	Amount (\$Millions)	One-Time/ Ongoing?	Positions
Gender Impact Assessment (Yr 3 of 5)	\$0.1	Ongoing	0.0
Doula Hub & Project H.O.P.E	\$2.7	One-Time	0.0
Office of Worker Health & Safety	\$2.3	Ongoing	2.0
Healthcare Consumer Protection	\$0.5	Ongoing	2.0

\* Priority budget and unmet needs requests

# Department of Public Health

## CHALLENGES & MITIGATION STRATEGIES

- **Challenge: Significant reductions in federal, state, and local funding impacting service levels, staffing, and contracting**
  - Mitigation: Realignment in services and workforce (reducing spending in lower priority activities); Implementation of EVTO, hiring freeze, and organizational efficiencies
- **Challenge: Federal policy and regulatory changes impeding public health efforts**
  - Mitigation: Healthcare Consumer Protection Unit enhanced efforts to protect patients and residents and ensure access to quality, affordable services and support
- **Challenge: Increasing environmental threats for residents and workers**
  - Mitigation: Office of Worker Health & Safety & Office of Environmental Justice/ Climate Change efforts to prevent and mitigate environmental hazards