



Los Angeles County Sheriff's Department



Rosas, et al. v. Los Angeles County

Sheriff Robert G. Luna

Rosas Implementation Plan

Department's Compliance



Los Angeles County Sheriff's Department



Rosas Settlement Agreement Provision 1.4 requires the Department to publicly report to the Los Angeles County Board of Supervisors bi-annually:

- Implementation Plan
- Status of Compliance
- Training on Use of Force Policy
- Use of Force Statistics and Trends
- Department Use of Force Policy Violations
- Inmate Grievances

This presentation compares data from the year of 2023 through 2025.



Provisions Compliance Published Reports



Panel's Sixteenth Report								
Status	Administrative	Force Reporting / Investigations	Use of Force	Training	Grievances	Restraints	Early Warning System	Total
Compliant	8	20	20	11	19	2	2	82
Non-Compliant	1	4	5	0	5	2	1	18
Pending	0	0	0	0	0	0	0	0
Non-Applicable	0	0	0	0	0	4	0	4
Total	9	24	25	11	24	8	3	104

The 16th Panel Report addresses a six-month assessment period **from July 1, 2024, through December 31, 2024.**

Panel's Fifteenth Report								
Status	Administrative	Force Reporting / Investigations	Use of Force	Training	Grievances	Restraints	Early Warning System	Total
Compliant	8	17	18	11	21	2	3	80
Non-Compliant	1	7	7	0	3	2	0	20
Pending	0	0	0	0	0	0	0	0
Non-Applicable	0	0	0	0	0	4	0	4
Total	9	24	25	11	24	8	3	104

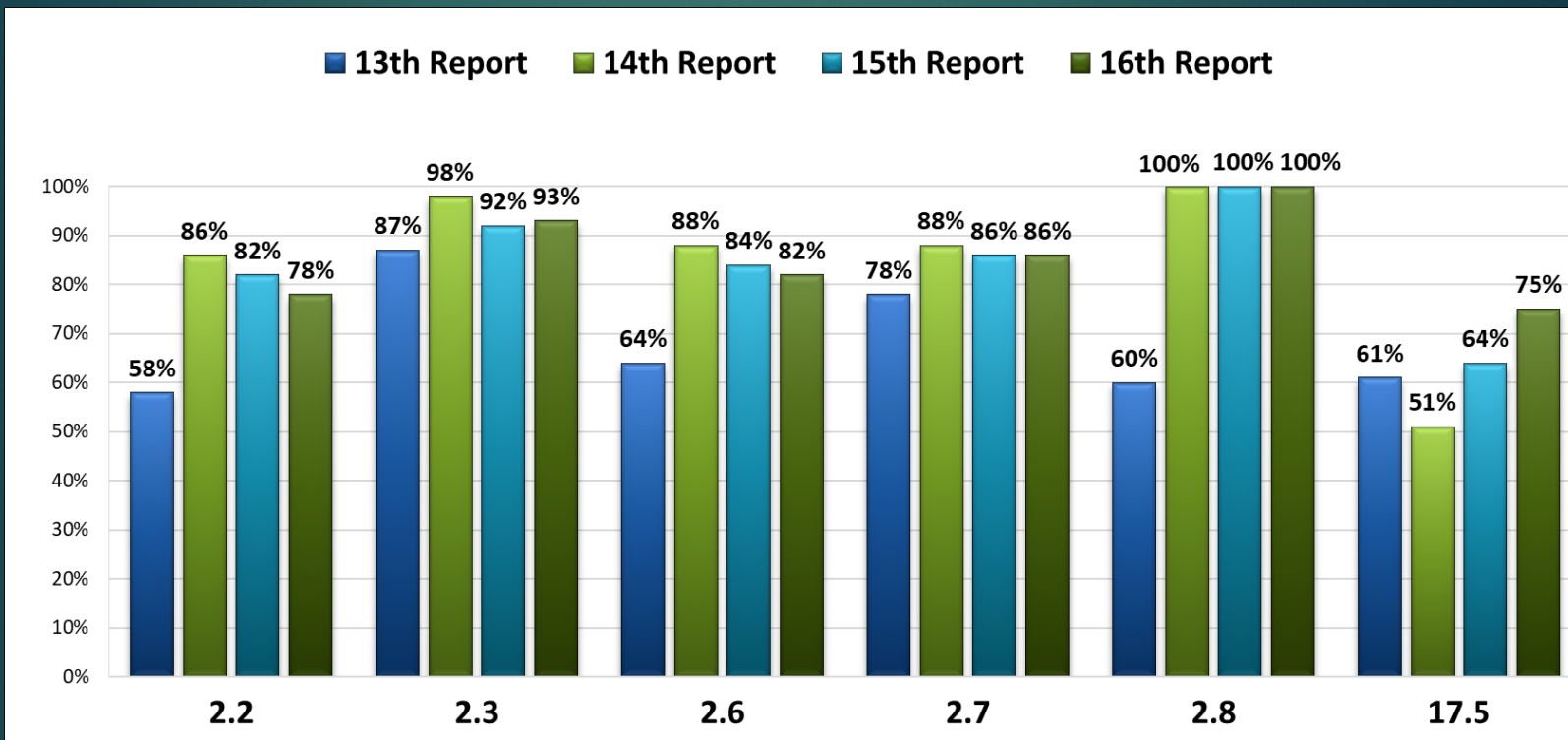
The 15th Panel Report addresses a six-month assessment period **from January 1, 2024, through June 30, 2024.**

Panel's Fourteenth Report								
Status	Administrative	Force Reporting / Investigations	Use of Force	Training	Grievances	Restraints	Early Warning System	Total
Compliant	8	20	16	11	21	2	3	81
Non-Compliant	1	4	9	0	3	2	0	19
Pending	0	0	0	0	0	0	0	0
Non-Applicable	0	0	0	0	0	4	0	4
Total	9	24	25	11	24	8	3	104

The 14th Panel Report addresses a six-month assessment period **from July 1, 2023, through December 31, 2023.**



Use of Force Practices Provisions



Provision	Description
2.2	Force Prevention Principles
2.3	Provoking, Humiliating, Degradation of Inmates
2.6	Head Strikes or Kicks
2.7	Supervisor Called to Scene
2.8	Prevention of Excessive Force
17.5	Minimize Medical Distress

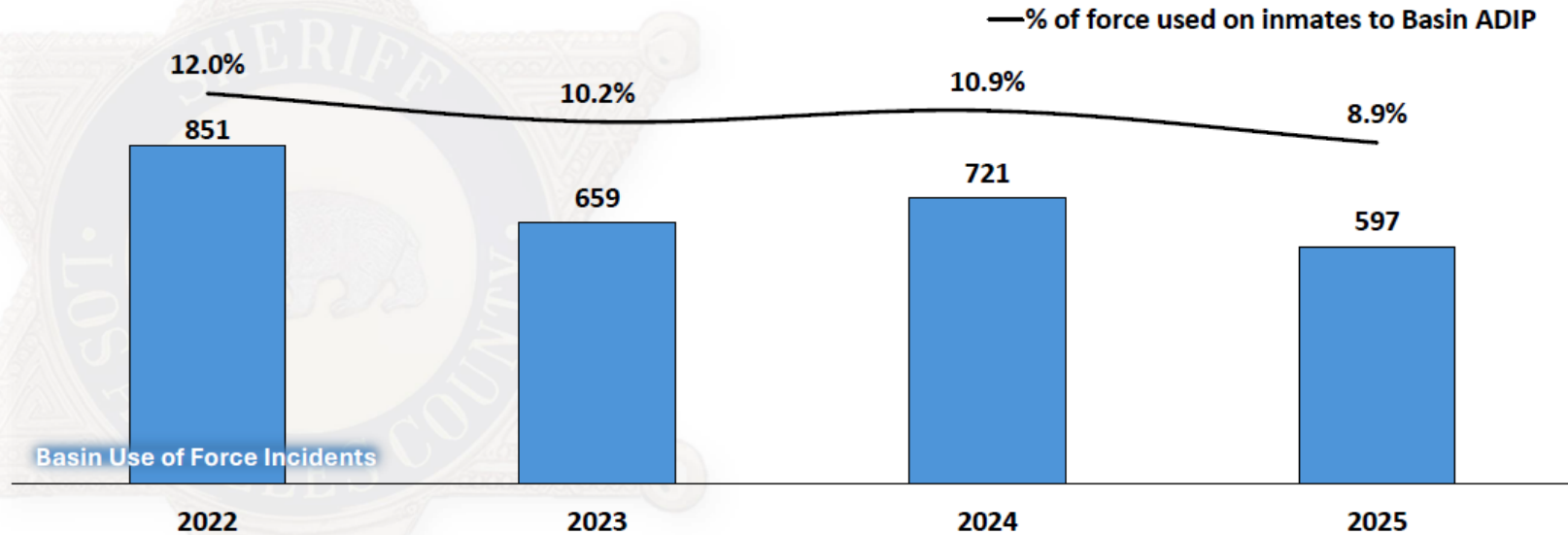


Use of Force Incidents by Year



Basin Use of Force Totals (TTCF, MCJ & IRC)

Basin Facility's UoF % to Basin ADIP	2022	2023	2024	2025
CATEGORY I	9.5%	8.3%	9.0%	7.2%
CATEGORY II	2.4%	1.8%	1.8%	1.6%
CATEGORY III	0.13%	0.06%	0.09%	0.07%
Basin ADIP	7,071	6,450	6,594	6,724



Notes:

Use of force counts extracted from e-LOTS and e-Force on January 12, 2026, for period January 1, 2022 – December 31, 2025.

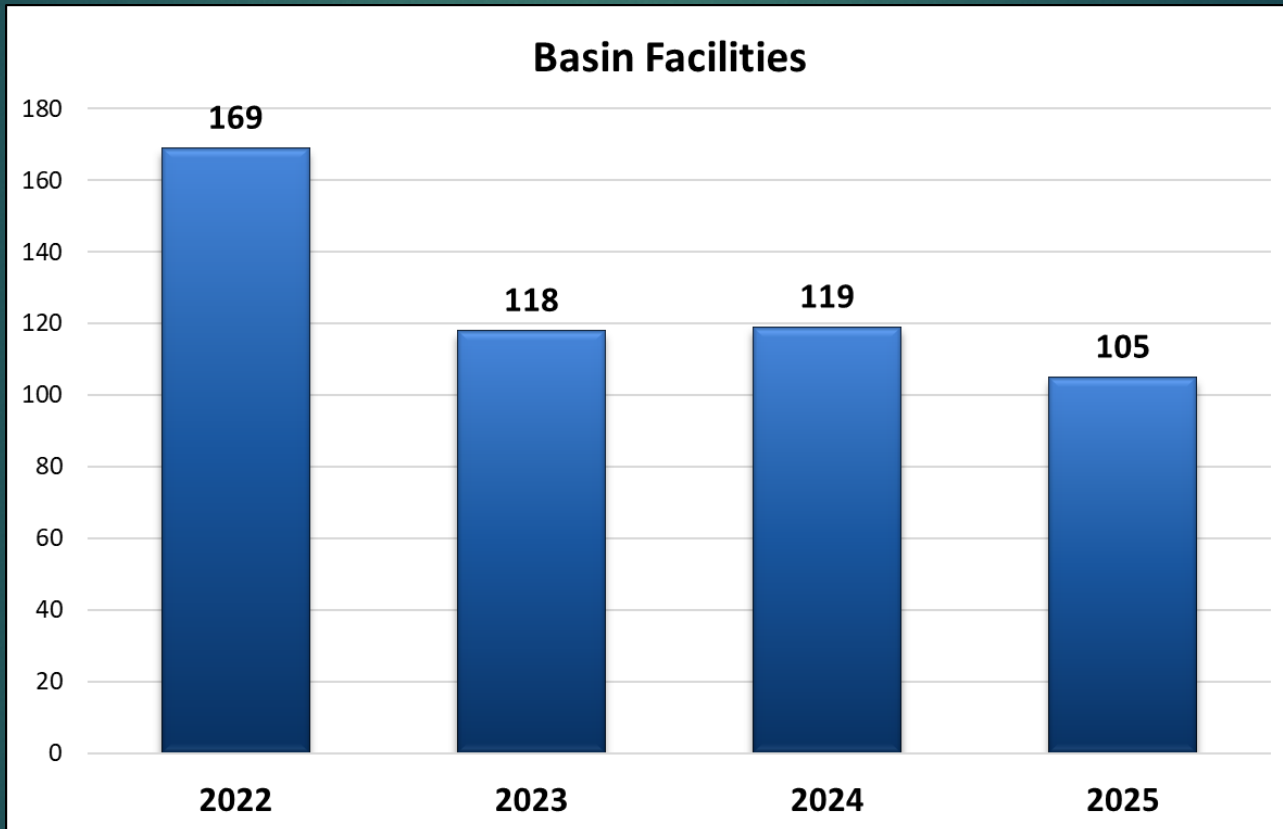
Use of force counts only reflect Basin facilities (TTCF, MCJ & IRC).

Non-Categorized incidents are not included in this report.

Information in this report is subject to change

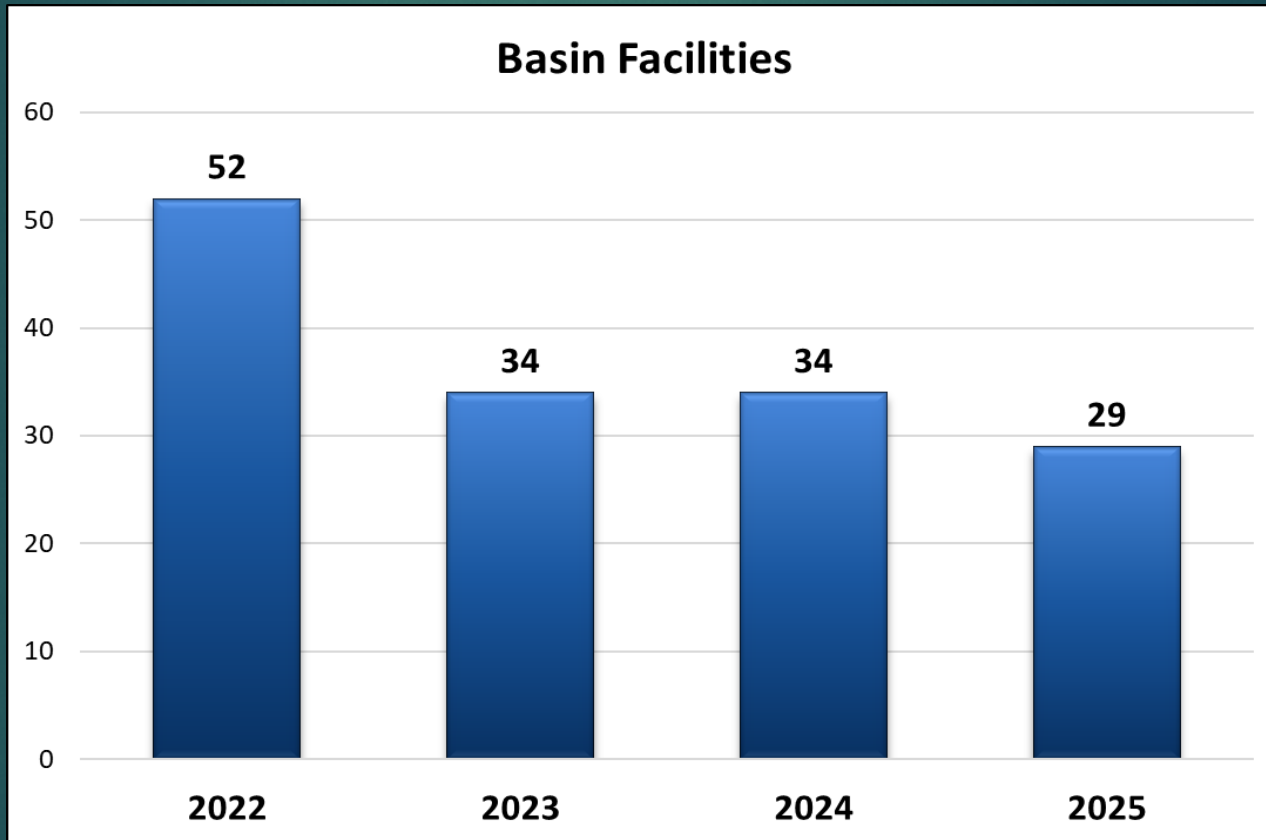


Use of Force Category II by Year





Head Strikes





Custody Force Investigation Team (CFIT)



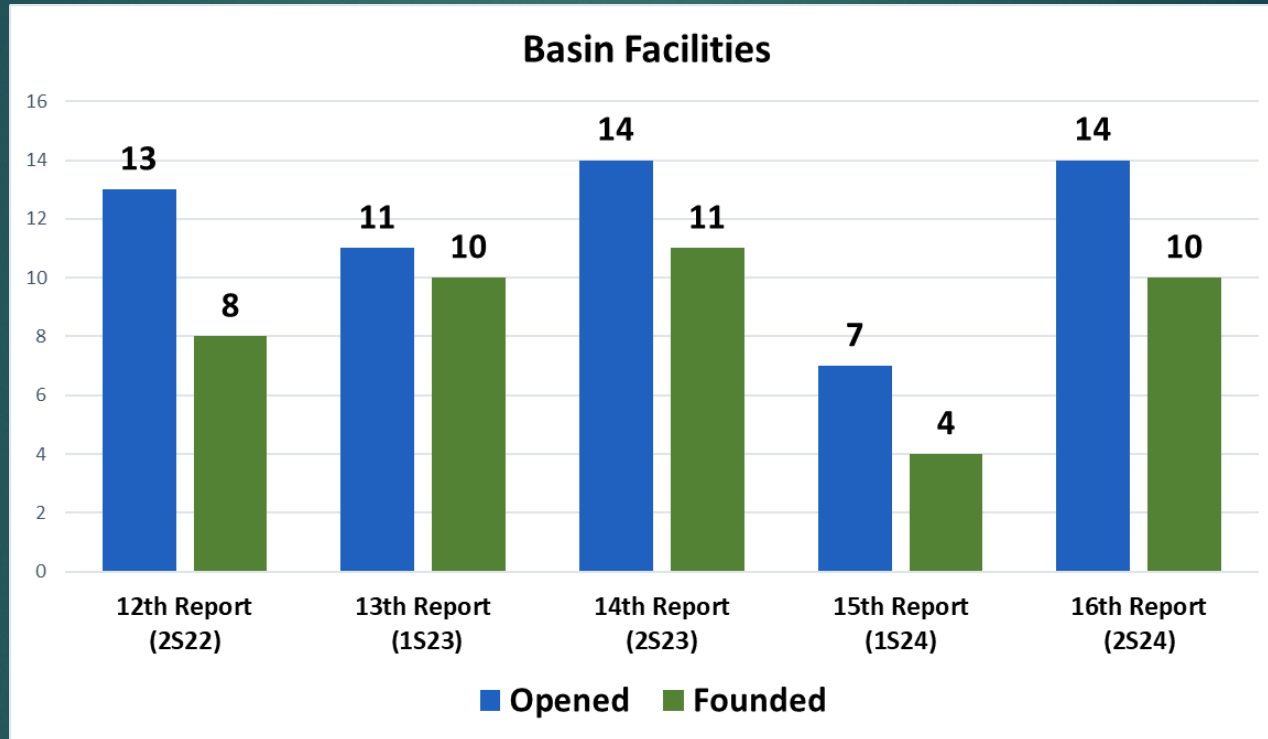
CASE MANAGEMENT STATISTICS

	2023	2024	2025
UOF Packets Assigned	56	136	130
UOF Packets Completed	56	136	105
Average Completion Time in Days	103.5	132.6	123.4

Completion Time refers to the number of days from the incident date to the date CFIT submitted the package to the Investigative Watch Commander for further review and approval.



Administrative Investigations Use of Force



The total number of opened administrative investigations pertaining to possible force policy violations does not necessarily correlate with the total number of founded investigations.

The total number of founded administrative investigations that were closed during the specified reporting period. These cases were submitted to the Rosas Panel as part of the Department's Self-Assessment for Provision 1.3.



Basin Facility Grievances



Basin Facilities			
	2023	2024	2025
General Grievances	4,721	3,071	2,621
Complaints Against Staff	1,050	780	515

2023 Top Grievances		
Type	Count	Duplicates
Sheriff	800	145
Living Conditions	627	68
Service Related- Procedural	501	23
Mail	308	20
Classification	186	15

2024 Top Grievances		
Type	Count	Duplicates
Sheriff	632	84
Service Related- Procedural	617	20
Living Conditions	616	17
Mail	337	5
Telephone	239	4

2025 Top Grievances		
Type	Count	Duplicates
Living Conditions	473	5
Sheriff	437	41
Service Related- Procedural	393	7
Mail	365	10
Property	170	11

The graphs compare data from 2023 through 2025.



Rosas Quality Improvement Efforts



- The eForce Program was implemented on October 1, 2025.
- The Body Worn Camera policy was published on September 11, 2025, and implemented on October 1, 2025, at the Basin Facilities.
- One Clearpass body scanner machine was installed at each custody facility to assist in the detection of narcotics entering the jail.
- The Cook- Chill system has been successfully implemented at the Men's Central Jail. After additional funding is secured, a buildout for mass production will begin at the Twin Towers Correctional facility.