



## Chief Executive Office.

### COUNTY OF LOS ANGELES


Kenneth Hahn Hall of Administration  
500 West Temple Street, Room 713, Los Angeles, CA 90012  
(213) 974-1101 ceo.lacounty.gov

#### ACTING CHIEF EXECUTIVE OFFICER

Joseph M. Nicchitta

November 24, 2025

To: Supervisor Kathryn Barger, Chair  
Supervisor Hilda L. Solis  
Supervisor Holly J. Mitchell  
Supervisor Lindsey P. Horvath  
Supervisor Janice Hahn

From: Joseph M. Nicchitta   
Acting Chief Executive Officer

### **QUARTERLY REPORT BACK ON VERBAL REPORT TO THE BOARD OF SUPERVISORS ON POLICY RECOMMENDATIONS TO CURTAIL STREET RACING IN LOS ANGELES COUNTY (ITEM NO. 11, AGENDA OF NOVEMBER 6, 2024)**

On November 6, 2024, the Board of Supervisors (Board) adopted a motion directing the Chief Executive Officer, the directors of the Department of Public Works (DPW) and Department of Youth Development (DYD), County Counsel, Sheriff Department (Sheriff), District Attorney (DA), and other relevant departments to give a verbal presentation during the December 3, 2024 Board meeting, and report back quarterly thereafter on the implementation of a strategic plan to curtail street racing. This is the fourth quarterly report.

#### **Street Takeover Reduction Action Plan**

A Street Takeover Reduction Workgroup (Workgroup) made up of representatives from the Chief Executive Office, DPW, DYD, Sheriff, DA, County Counsel, Department of Public Health (DPH), Public Defender, Los Angeles Police Department (LAPD), California Highway Patrol (CHP), Civilian Oversight Commission, Los Angeles City Attorney, Street Racing Kills (SRK), Streets Are For Everyone (SAFE), Brotherhood of Street Racers, Project Street Legal, Slyd District Racing League, and a few resident advocates developed an Action Plan for reducing illegal street takeovers across Los Angeles County (County) and implementation is now underway (Attachment I).



## **Action Plan Progress**

Progress made across the Action Plan's five Goal Areas include:

### **Goal 1: Increase Youth Outreach, Education, and Prevention Planning**

- Implementing community and school-based prevention programs for youth:
  - DPH and SRK presented to 235 youth across nine high schools and youth-serving community organizations;
  - DPH and SRK held presentations for 135 residents and participated in community events reaching 909 community residents;
  - For the entire grant period that ended in September 2025, DPH and SRK reached more than 2,299 youth and community residents through various prevention and education activities; and
  - Since February 2025, DYD and SRK held 84 workshops at community and school sites across the County for 1,371 youth participants of which 81 percent of those surveyed agreed that they were less likely to participate in street racing or a takeover in the future.

### **Goal 2: Install Infrastructure and Technological Solutions**

- Installed and/or re-configured centerline extensions and deterrents in several high-impact intersections:
  - Atlantic Avenue and Rose Street (East Rancho Dominguez);
  - Judah Avenue between 118th and 120th Street (Del Aire);
    - Hosting a community meeting in December to hear feedback and modify and/or expand the treatments, as needed; and
  - Compton Boulevard and Atlantic Avenue (East Rancho Dominguez).
- Installations planned in high-impact intersections in the next few months:
  - 157th Street and Broadway Boulevard (West Rancho Dominguez);
  - 157th Street and Redondo Beach Boulevard (West Rancho Dominguez);
  - 157th Street and Main Street (West Rancho Dominguez);
  - Northside Drive and Montebello Park Way (East Los Angeles);
  - Southside Drive and Coolidge Way (East Los Angeles); and
  - Pacific Boulevard and Hope Street (Walnut Park).

### **Goal 3: Expand Enforcement Options**

- In September, DPW, Sheriff, and CHP coordinated efforts to add parking restrictions and increase law enforcement presence to target the "Sunday Funday" activities in West Rancho Dominguez/East Gardena.

- As a result, there has been a significant reduction in these activities, though a few small gatherings still occur on occasion.
- Sheriff, CHP, and LAPD increased saturation of patrols in highly impacted areas that improved disruptions of takeovers within one to two minutes:
  - Sheriff issued 272 citations, made 151 arrests, and impounded 133 vehicles;
  - CHP issued 57 citations, made 78 arrests, and impounded 60 vehicles;
  - Reduction in major collisions, property damage, and flash mob burglaries in the areas where the saturation patrols occurred; and
  - Positive community feedback was received.
- DA used their Pre-Filing Diversion Program to divert 19 people to SRK's intervention program who were cited for participating in reckless driving, street racing, and/or a street takeover as a spectator.
- County Counsel completed an analysis of the current County Code Ordinance Chapter 13.46 based on recent court findings and proposed revisions for the Board's consideration.

#### Goal 4: Engage in Community and Communication Strategies

- The Workgroup worked with four large social media companies to scan their sites and remove posts of illegal street takeovers that violated their policies, and who committed free ad credits for Public Service Announcement posts on the dangers of these events.
- DYD and Countywide Communications are developing a Public Service Announcement script on the dangers of these events with input from more than three dozen youth.

#### Goal 5: Identify Safe and Legal Alternatives

- The Workgroup ruled out Angel's Stadium as a potential option.
- The Workgroup received some initial interest in holding a pop-up event from the Antelope Valley Fairgrounds that we are further exploring.

### **Current Data**

Sheriff's data on illegal street takeovers occurring between July and September 2025, is also attached (Attachment II). As shown below, the number of illegal street takeovers occurring in Supervisorial Districts (SD) 1 and 4 each went up from the previous quarter, while the number in SD2 went down, and the number in both SD3 and SD5 remained at zero.

CHP data on illegal street takeovers occurring between July and September 2025 show a total number 505 events. We have identified that 193 occurred in SD1; 291

in SD2; zero in SD3 and SD4; and 21 in SD5. We are working to align CHP's data with our own data collection practices, and to match their data to each SD boundary, to be able to provide additional details in the future.

Supervisory District	Apr – Jun 2025	Jul – Sep 2025	Change
1	7	10	3
2	166	108	(58)
3	0	0	--
4	64	91	27
5	0	0	--
<b>TOTAL</b>	<b>237</b>	<b>209</b>	<b>(28)</b>

### **Costs of the Impact of Illegal Street Racing and Takeovers**

The Workgroup began quantifying some of the physical costs of these events, and is exploring how to capture health, loss of life, and loss of production costs. DPW calculated that their last quarter costs for installing and repairing intersection deterrents was about \$225,000, which does not include larger impacts to the transportation network infrastructure. SAFE submitted a request to the University of California, Los Angeles Institute of Transportation Studies to study these impacts, and we are awaiting their response.

The Workgroup will continue to track data on the strategies implemented and their effect on the overall street takeover data, and modify and adapt the Action Plan's objectives, as needed. New approaches will be incorporated into the Action Plan, as the Workgroup continues to explore and study efforts occurring in other jurisdictions and other emerging promising practices.

Should you have any questions or concerns, please contact me or Carrie Miller at (213) 262-7823 or [cmiller@ceo.lacounty.gov](mailto:cmiller@ceo.lacounty.gov).

JMN:JG:CDM:kdm

### **Attachments**

c:     Executive Office, Board of Supervisors  
       County Counsel  
       District Attorney  
       Sheriff  
       Public Defender  
       Public Health  
       Public Works  
       Youth Development  
       Civilian Oversight Commission

## LA County Street Takeover Reduction Action Plan

### **INTRODUCTION:**

**Challenge:** Illegal street takeovers and racing involve vehicles driven at high speeds and/or performing stunts in reckless ways. These events

### **GOAL AREA 1:**

### **Increase Youth Outreach, Education, and Prevention Programming**

Implement programs that help to prevent and/or reduce the occurrence of illegal street takeovers by educating youth and parents about the dangers of reckless driving, instilling a sense of empathy and awareness about the potential consequences, and providing fun, alternative programming that encourages a sense of community.

OBJECTIVES:	TIMELINE:	RESOURCES:	DEPT RESPONSIBILITIES:	STRATEGY:
Expand community-based street racing prevention through Street Racing Kills and DYD providers.	January 2025 - June 2026	Funded through CFCI	Lead: DYD	1) Work with Street Racing Kills and employ effective strategies in holding at least 50 community workshops that include engaging youth, hearing from victim speakers on the consequences of reckless driving, and influencing youth to make different choices <b>(COMPLETED)</b> ; 2) Participate in at least 5 community engagement events to share information; <b>(COMPLETED)</b> ; 3) Monitor data on effectiveness.
Implement school-based street racing prevention through the Street Racing Kills and BLOOM providers.	January 2025 - June 2026	Funded through CFCI	Lead: DYD	1) Work with Street Racing Kills employ effective strategies in holding school-based workshops at 16 school sites and expand to up to 49 school sites to engage youth, hear from victim speakers on the consequences of reckless driving, and influence them to make different choices <b>(COMPLETED)</b> ; 2) Monitor data on effectiveness.
Implement street racing prevention program.	March 2025 - September 2025	Funded by grant received from the Office of Traffic Safety	Lead: DPH Support: DYD	1) Work with community-based organizations in South LA to provide at least 18 sessions on street racing prevention education to youth at schools, parks, and teen-serving organizations <b>(COMPLETED)</b> ; 2) Monitor data on effectiveness.

Develop educational and resource materials for teachers to include in their lesson plans.	By Third Quarter 2025	Some funding secured, exploring additional options	Lead: Streets Are For Everyone	1) Finalizing resource materials for teachers for distribution.
<b>GOAL AREA 2:</b>	<b>Install Infrastructure and Technological Solutions</b>			
	Implement engineering and technological measures designed to improve road safety and impede illegal street takeovers from occurring, and help with enforcement efforts when they do occur. Ensure that efforts align with the County's Vision Zero Action Plan developed by the Department of Public Works to enhance traffic safety in the unincorporated areas of Los Angeles County in collaboration with agencies and community partners.			
<b>OBJECTIVES:</b>	<b>TIMELINE:</b>	<b>RESOURCES:</b>	<b>DEPT RESPONSIBILITIES:</b>	<b>STRATEGY:</b>
Install centerline extensions with vertical delineators and/or rubber medians in high-impact intersections and/or corridor.	1) Construction to start in early 2026; 2) Anticipated installation to begin by Quarter 4 2025; 3) Plans to be completed by Quarter 3 2025; 4) Anticipated installation to begin by Quarter 4 2025.	Approximately \$10,000 per leg of the intersection. 1) Fully Funded by Road Fund; 2) Will be funded by Road Fund; 3) Will be funded by Road Fund; 4) Will be funded by Road Fund.	Lead: DPW	1) Install deterrents along Compton Blvd. between Harris and Somerset Blvd. in East Rancho Dominguez area; 2) Develop a plan ( <b>COMPLETED</b> ) and install deterrents at Broadway and 157th Street in West Rancho Dominguez; 3) Develop a plan ( <b>COMPLETED</b> ) and install deterrents in East LA area; 4) Develop a plan and install deterrents in at Pacific and Hope and in Walnut Park; 5) Track data on the effectiveness of these installations.
Complete deterrent installations in the East Rancho Dominguez area.	1) Construction starting in early 2026 for the rest of the project; 2) Construction starting in early 2026; 3) Installation of enhanced treatments was completed in July 2025.	Funded by Road Fund	Lead: DPW	1) Install deterrents as planned at the intersections of Compton and Atlantic Blvd. ( <b>COMPLETED</b> ), Compton and Williams, and Compton and Gibson; 2) Enhance existing deterrents at Compton and Lime; 3) Expand current installments at Avalon Boulevard and 135th Street; ( <b>COMPLETED</b> ) 4) Track data on the effectiveness of these installations.

GOAL AREA 3:	Expand Enforcement Options			
Ensure the proper tools are available to law enforcement agencies to deter and disrupt illegal street takeover activities from occurring and increase public safety. This includes ensuring that non-criminal approaches are available for addressing these quality of life offenses while also reducing the overreliance of and burden on our criminal court system.				
OBJECTIVES:	TIMELINE:	RESOURCES:	DEPT RESPONSIBILITIES:	STRATEGY:
Expand the Regional Taskforce partnership across LA County law enforcement agencies.	Estimated 6 - 10 months	Requires additional assigned LASD officers. Explore using off-duty officers or officers on loan.	Lead: LAPD Support: LASD, CHP, others	1) Update and expand existing MOU to 10 partners; <b>(COMPLETED)</b> 2) Identify additional law enforcement agencies willing to participate and sign the MOU; 3) Identify and/or obtain staffing resources, as needed; 4) LAPD and CHP to train officers among partner agencies; 5) Track data on effectiveness.
Request the BOS amend County Code to increase misdemeanor fines, broaden the definitions of reckless driving, include enforcement of illegal street takeover organizers, and other relevant changes consistent with the confidential report back (7/29/24).	Estimated 6 - 7 months	Not a resource issue	Lead: CEO Support: County Counsel	1) Draft and vet proposed Ordinance Code changes; <b>(COMPLETED)</b> 2) Present the proposed changes to the relevant Cluster meeting for consideration; 3) BOS to vote on changes at two separate Board meetings for adoption.
Begin issuing administrative fees for spectators, as appropriate, and set-up procedures for processing the fines and any related appeals.	Estimated 8 - 10 months	Not a resource issue	Lead: LASD Support: CEO, County Counsel	1) Draft internal policies for issuing the citations, processing them, and handling any related appeals <b>(REVISING)</b> ; 2) Begin enforcement; 3) Track data on effectiveness.
Support the use of the Pre-Filing Diversion Program, where appropriate.	Coordinate in 3rd Quarter 2025	New resources needed to track data.	Lead: DA Support: LASD	1) Explore partnership with Street Racing Kills and/or others; <b>(COMPLETED)</b> 2) Track program data and outcomes.

<b>GOAL AREA 4:</b>	<b>Engage in Community and Communication Strategies</b>			
	Raise awareness and engagement among the community, news media, and social media platforms to support actions that reduce the likelihood of these events from occurring.			
<b>OBJECTIVES:</b>	<b>TIMELINE:</b>	<b>RESOURCES:</b>	<b>DEPT RESPONSIBILITIES:</b>	<b>STRATEGY:</b>
Educate the public and ask for their help to reduce these events.	Third Quarter 2025	DYD secured resources for implementing their piece of this	Support: DYD and other partners	1) DYD will support a broader campaign by including public education in its communications campaign, targeted specifically at youth.
Publicize arrests and other enforcement tools successfully used by holding press conferences and/or issuing press releases.	Ongoing	None needed	Lead: LASD, LAPD, CHP, other law enforcement agencies Support: CEO	1) Coordinate with law enforcement agencies to publicize their success stories, as appropriate.
Request the BOS to send a 5-signature letter to the main social media platform leaders requesting that they enforce their own rules, remove posts that promote illegal activity, and demonetize these posts.	First Quarter 2025	None needed	Lead: CEO, County Counsel	1) BOS to vote on adoption of sending the letter; <b>(COMPLETED)</b> 2) Identify local jurisdictions and/or State agencies/officials interested in submitting a similar letter.
Identify venues to provide testimony with jurisdictional partners to raise awareness of the issue and the need for additional State and local support.	TBD	None needed	Coordinate with partners	1) Assist partners with scheduling hearings with the State Assembly Committee on Public Safety; 2) Assist partners with scheduling other State and local level hearings as appropriate.
Develop partnerships with additional community organizations working in the street takeover and racing prevention and mitigation areas.	Estimated by Third Quarter 2025	Not a resource issue	Street Takeover Workgroup	1) Identify other potential relevant community partners and invite them to join our Workgroup and other ongoing efforts.




GOAL AREA 5:	Identify Safe and Legal Alternatives			
Find safe and legal drag racing strips, burnout boxes, and/or temporarily permitted event options for interested enthusiasts to participate in to help reduce the likelihood of illegal street racing, takeovers, and sideshows from occurring.				
OBJECTIVES:	TIMELINE:	RESOURCES:	DEPT RESPONSIBILITIES:	STRATEGY:
Create a street racing workgroup to focus on finding a legal option(s) for racing and/or burnouts.	Second Quarter 2025	Anticipated needs: Racing strip of 1,500 x 200 feet, burnout box of 300 x 300 feet, skid pads of 100 x 100 feet, parking for 1,000 cars, fire safety resources, and liability insurance.	Lead: CEO, LAPD, LASD, Street Legal Dragway, Project Street Legal, other community partners	1) Identify interested participants and schedule regular meetings to research legal options. (COMPLETED)
Look at options for Pomona Fairgrounds and/or Carson area sites.	By Fourth Quarter 2025	TBD	Legal Alternatives Workgroup	1) Connect with appropriate parties to explore possible options. (COMPLETED)
Look at holding pop-up events at Dodger Stadium, SoFi Stadium, and/or other locations.	By Fourth Quarter 2025	TBD	Legal Alternatives Workgroup	1) Connect with appropriate parties to explore possible options. (COMPLETED)
Look at holding pop-up events at the Long Beach Aquarium area, LA Grand Prix, and/or Veterans stadium.	By Fourth Quarter 2025	TBD	Legal Alternatives Workgroup	1) Connect with appropriate parties to explore possible options. (COMPLETED)
Explore interest with Red Bull in hosting a pop-up event.	By Fourth Quarter 2025	TBD	Legal Alternatives Workgroup	1) Connect with appropriate parties to explore possible options. (COMPLETED)

GOAL AREA 6:	Additional Ideas to Research			
Explore additional ideas and best practices that may impact the prevalence of illegal street takeovers.				
OBJECTIVES:	TIMELINE:	RESOURCES:	DEPT RESPONSIBILITIES:	STRATEGY:
Explore developing a street takeover/racing prevention program specifically geared for parents.	Estimated by Third Quarter 2025	TBD	Street Takeover Workgroup	1) Work with community-based organizations and partners to develop educational sessions tailored to parents on preventing street takeovers and racing to be held at community facilities, parks, and local organizations.
Explore using restorative justice circles for perpetrators, spectators, and those negatively affected and hurt by street takeovers and racing events.	TBD	TBD	Street Takeover Workgroup	1) Explore opportunities to partner with restorative justice entities to incorporate this into their work or to include it into existing prevention/intervention models.
Explore other strategies for reaching those who influence youth and can help to prevent future street takeovers and racing events from occurring.	TBD	TBD	Street Takeover Workgroup	1) Research and identify other influencers who can help increase prevention efforts.
Explore the use of ALPRs in high-impact intersections and gather data on the effectiveness of these in LA City.	Anticipated Fourth Quarter of 2025	Each reader costs up to an estimated \$5,000	Street Takeover Workgroup	1) Gather data from LA City's 110 fixed cameras and 1,500 outfitted in police cars; 2) Use thought and consideration to determine how the information would be used and what would happen as a result of usage; 3) Consider using to send the owner of the vehicle a letter and/or other appropriate follow-up.
Gather data on the effectiveness of Carson's citywide surveillance system.	Anticipated Fourth Quarter of 2025	TBD	Street Takeover Workgroup	1) Review data from the City of Carson; 2) Research the pros and cons of implementing it and lessons learned; 3) Research the cost of implementing this type of system.

Explore partnering more closely with the DA on the County's approach to addressing this issue.	First Quarter 2025	TBD	Street Takeover Workgroup	1) Explore options for early interventions to reduce the reliance on prosecution. <b>(COMPLETED)</b>
Consider use of sound meters to enforce noise limits within neighborhoods.	Anticipated Third Quarter 2025	TBD	Street Takeover Workgroup	1) Research the effectiveness of sound meters by CHP and/or other jurisdictions. <b>(COMPLETED)</b>
Explore adding additional live-feed cameras to high impact intersections.	TBD	Approximately \$15,000 per camera and installation; funding would need to be identified	Lead: CHP, LASD, DPW	1) Identify businesses willing to install a camera on their property; 2) Identify other appropriate locations for installation; 3) Secure resources to cover the cameras and installation.
Develop a data dashboard on when and where these events are occurring to better understand data trends.	TBD	Funded by DPW	Lead: DPW Support: CHP, LASD	1) Identify the sources for data needed to complete a data dashboard; 2) Complete development of a data dashboard; 3) Go live with dashboard.
Gather data on impounding the cars of participants to study its effectiveness.	By Fourth Quarter 2025	Not a resource issue	Street Takeover Workgroup	1) Review data to study its effectiveness; 2) Research the pros and cons of implementing it and lessons learned; 3) Research the potential use of vehicle forfeiture letters for repeat offenders; 4) Gather data on the available resources needed to implement.
Consider issuing cease and desist notices to illegal street takeover events.	Estimated 3 - 6 months	Not a resource issue	Lead: CEO Support: County Counsel	1) Research circumstances for when a letter can be issued; <b>(COMPLETED)</b> 2) Draft sample letter and identify parameters for use. <b>(N/A)</b>
Consider whether additional statutory changes are needed.	By Fourth Quarter 2025	Not a resource issue	Street Takeover Workgroup	1) Review existing efforts and identify any potential gaps in current statutes; 2) Explore potential opportunities for changes with LAIR.

**LOS ANGELES COUNTY SHERIFF'S DEPARTMENT**  
**3rd Quarter Report (July 1, 2025 - September 30, 2025)**

STREET TAKEOVER EVENTS								
Stations	Contract City(s)/ Unincorporated	Street Takeovers	Arrests	Cites	County Code 13.46 Violations	Tows	County Code 13.82 Vehicle Seizures	District
Altadena	Unincorporated	0	0	0	0	0	0	5
Avalon	Unincorporated	0	0	0	0	0	0	4
	Avalon	0	0	0	0	0	0	4
Carson	Unincorporated	0	0	0	0	0	0	2
	Carson	2	88	19	70	58	0	2
Century	Unincorporated	56	38	18	12	14	0	4
	Lynwood	15	2	2	0	1	0	4
Cerritos	Cerritos	9	0	0	0	0	0	4
Compton	Unincorporated	55	14	121	0	51	0	2
	Compton	51	4	35	0	3	0	2
Crescenta Valley	Unincorporated	0	0	0	0	0	0	5
	La Canada Flintridge	0	0	0	0	0	0	5
East Los Angeles	Unincorporated	1	0	0	0	0	0	1
	Commerce	3	0	0	0	0	0	1
	Cudahy	0	0	0	0	0	0	1
	Maywood	0	0	0	0	0	0	1
Industry	Unincorporated	0	0	0	0	0	0	1
	Industry	4	0	0	0	0	0	1
	La Habra Heights	0	0	0	0	0	0	1
	La Puente	2	0	0	0	0	0	1

Central
  East
  North
  South

**LOS ANGELES COUNTY SHERIFF'S DEPARTMENT**  
**3rd Quarter Report (July 1, 2025 - September 30, 2025)**

Stations	Contract City(s)/ Unincorporated	Street Takeovers	Arrests	Cites	County Code 13.46 Violations	Tows	County Code 13.82 Vehicle Seizures	District
Lakewood	Unincorporated	0	0	0	0	0	0	4
	Artesia	0	0	0	0	0	0	4
	Bellflower	2	0	23	0	0	0	4
	Hawaiian Gardens	0	0	0	0	0	0	4
	Lakewood	1	0	0	0	0	0	4
	Paramount	8	5	54	0	5	1	4
Lancaster	Unincorporated	0	0	0	0	0	0	5
	Lancaster	0	0	0	0	0	0	5
Lomita	Unincorporated	0	0	0	0	0	0	4
	Lomita	0	0	0	0	0	0	4
	Rancho Palos Verdes	0	0	0	0	0	0	4
	Rolling Hills	0	0	0	0	0	0	4
	Rolling Hills Estates	0	0	0	0	0	0	4
Lost Hills/Malibu	Unincorporated	0	0	0	0	0	0	3
	Agoura Hills	0	0	0	0	0	0	3
	Calabasas	0	0	0	0	0	0	3
	Hidden Hills	0	0	0	0	0	0	3
	Malibu	0	0	0	0	0	0	3
	Westlake Village	0	0	0	0	0	0	3
Marina Del Rey	Unincorporated	0	0	0	0	0	0	2

Central
  East
  North
  South

**LOS ANGELES COUNTY SHERIFF'S DEPARTMENT**  
**3rd Quarter Report (July 1, 2025 - September 30, 2025)**

Stations	Contract City(s)/ Unincorporated	Street Takeovers	Arrests	Cites	County Code 13.46 Violations	Tows	County Code 13.82 Vehicle Seizures	District
Norwalk	Unincorporated	0	0	0	0	0	0	4
	La Mirada	0	0	0	0	0	0	4
	Norwalk	0	0	0	0	0	0	4
Palmdale	Unincorporated	0	0	0	0	0	0	5
	Palmdale	0	0	0	0	0	0	5
Pico Rivera	Unincorporated	0	0	0	0	0	0	4
	Pico Rivera	0	0	0	0	0	0	4
San Dimas	Unincorporated	0	0	0	0	0	0	5
	San Dimas	0	0	0	0	0	0	5
Santa Clarita	Unincorporated	0	0	0	0	0	0	5
	Santa Clarita	0	0	0	0	0	0	5
South Los Angeles	Unincorporated	0	0	0	0	0	0	2
	Lawndale	0	0	0	0	0	0	2
Temple	Unincorporated	0	0	0	0	0	0	5
	Bradbury	0	0	0	0	0	0	5
	Duarte	0	0	0	0	0	0	5
	Rosemead	0	0	0	0	0	0	5
	South El Monte	0	0	0	0	0	0	5
	Temple City	0	0	0	0	0	0	5

Central
  East
  North
  South

**LOS ANGELES COUNTY SHERIFF'S DEPARTMENT**  
**3rd Quarter Report (July 1, 2025 - September 30, 2025)**

Stations	Contract City(s)/ Unincorporated	Street Takeovers	Arrests	Cites	County Code 13.46 Violations	Tows	County Code 13.82 Vehicle Seizures	District
Walnut	Unincorporated	0	0	0	0	0	0	1
	Diamond Bar	0	0	0	0	0	0	1
	Walnut	0	0	0	0	0	0	1
West Hollywood	Unincorporated	0	0	0	0	0	0	3
	West Hollywood	0	0	0	0	0	0	3
<b>TOTALS</b>		<b>209</b>	<b>151</b>	<b>272</b>	<b>82</b>	<b>132</b>	<b>1</b>	

**Summary Narrative**

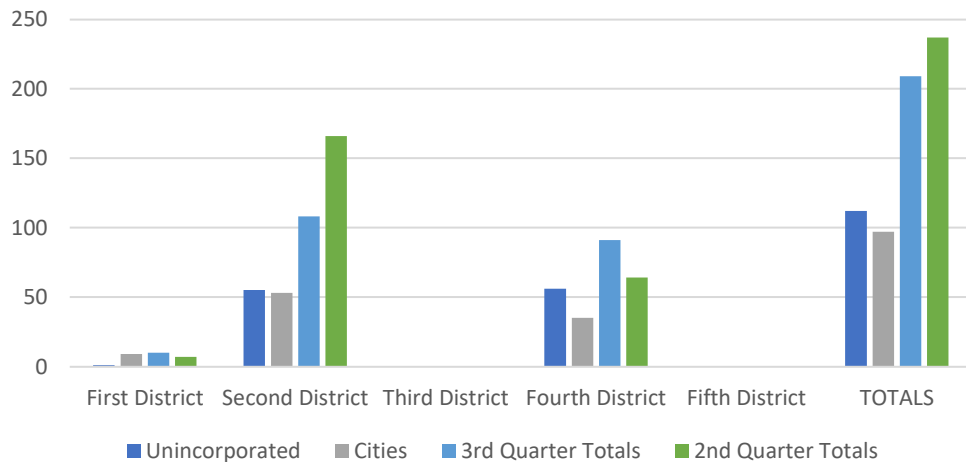
This quarterly report includes data reported by the Central, East, and South Patrol Divisions. No street takeover incidents were reported by the North Patrol Division during this reporting period.

Central
  East
  North
  South

**LOS ANGELES COUNTY SHERIFF'S DEPARTMENT**  
**3rd Quarter Report (July 1, 2025 - September 30, 2025)**

3rd Quarter Street Takeovers Per District				
Districts	Unincorporated	Cities	3rd Quarter Totals	2nd Quarter Totals
First District	1	9	10	7
Second District	55	53	108	166
Third District	0	0	0	0
Fourth District	56	35	91	64
Fifth District	0	0	0	0
<b>TOTALS</b>	<b>112</b>	<b>97</b>	<b>209</b>	<b>237</b>
3rd Quarter Street Takeovers Per Division				
Divisions	Unincorporated	Cities	3rd Quarter Totals	2nd Quarter Totals
Central Patrol	112	69	181	209
East Patrol	0	6	6	0
North Patrol	0	0	0	0
South Patrol	0	22	22	28
<b>TOTALS</b>	<b>112</b>	<b>97</b>	<b>209</b>	<b>237</b>

**3rd Quarter Street Takeovers Per District**



**3rd Quarter Street Takeovers Per Division**

