

# ▶▶ ***Streamlining Mental Health and Substance Use Disorder Bed Reporting Framework***

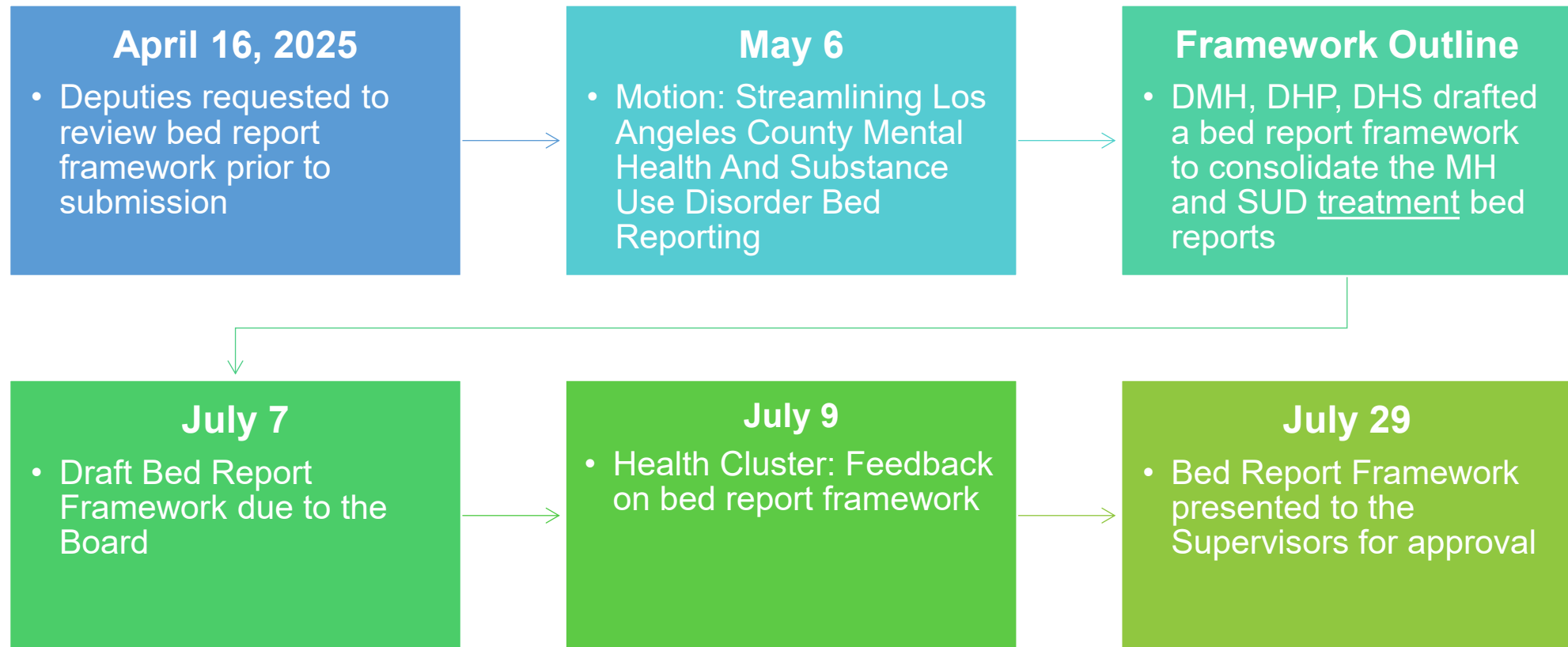
July 29, 2029

Department of Mental Health  
Department of Public Health  
Department of Health Services



LOS ANGELES COUNTY  
**DEPARTMENT OF  
MENTAL HEALTH**  
hope. recovery. wellbeing.

# ▶▶ Streamlining MH & SUD Bed Reporting Motion Timeline



# ▶▶ LA County's Bed Continuum of Care

## LA County Treatment Bed Continuum

County Medi-Cal System

ODR Beds

DMH: MHP

DPH-SAPC:  
DMC-ODS

DHS: acute/  
subacute

# ►► Proposed Consolidated Bed Report Framework

## Section 1: Network Management for Treatment Beds

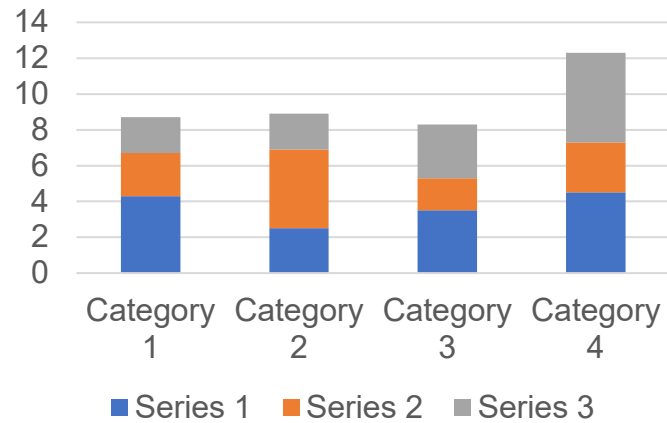
- Overview of Network Management
- Resource Management
- Utilization Management
- Data and Outcomes by Department
- Challenges and Opportunities

## Section 2: Overarching Department Priorities and Actions

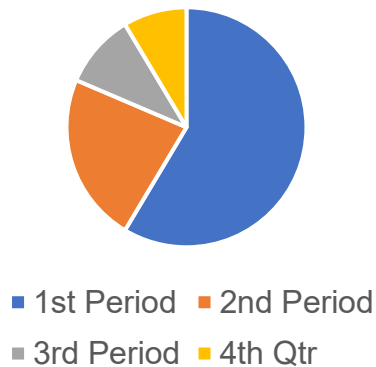
- Each Department will identify current high-level bed network goals, recent achievements, notable changes and significant outcomes when applicable

# ►► Data & Outcomes Samples

Sample Chart



Sample Chart



Year	# of Funded Beds Added	# Beds Lost	Total # of Funded Beds
FY 24/25			
FY 23/24			
FY 22/23			
Total			

As of June 2025		
Total Beds in the DMH Network	Total Licensed Beds	Projected Need to Date
##	##	##

Bed Pipeline	Phase 3: Provider in contract process	Phase 2: Project Scoped (e.g., funded, LOC/#beds)	Phase 1: Conceptual Project Idea
as of June 2026			
% of Projected Need Met	%	%	%

ALOS	##
Total Visits	##
Total Unique Visits	##
Number of Providers	##

## Biannual Reporting Schedule

---

August

- Reporting period  
January - June

February

- Reporting period:  
July - December

# ▶▶ LA County Settlement Status

## LA Alliance

	Jun 2022 - Dec 2023	Jan-Dec 2024	Jan-Dec 2025	Jan-Dec 2026	TOTAL
Annual County Commitments	600	600	600	1200	<b>3000</b>
*Cumulative County Actuals	868	1564	Pending	Pending	
**% Completion	29%	52%			

\* County Actuals indicate beds added year to date that have been communicated to the court via quarterly report.

\*\*Percent complete of the total County commitment.

## US Department of Justice and Rutherford (DMH/DHS-ODR)

	Current capacity	Capacity as of 6/30/24	Capacity as of 6/30/25	Capacity as of 6/30/26
ODR Targets	2134	2275	3345	3345
ODR Actual	3624	3011	3624	
MIST Targets	213	213	213	213
MIST Actual	203	203	203	
FIST Targets	794	895	1110	1384
FIST Actual	870	722	870	
DMH Targets	0	72	164	256
DMH Actual	0	84	168	Pending

# Questions



LOS ANGELES COUNTY  
**DEPARTMENT OF  
MENTAL HEALTH**  
hope. recovery. wellbeing.