



Los Angeles County Sheriff's Department



Rosas, et al. v. Los Angeles County
Sheriff Robert G. Luna

Rosas Implementation Plan
Department's Compliance



Los Angeles County Sheriff's Department



Rosas Settlement Agreement Provision 1.4 requires the Department to publicly report to the Los Angeles County Board of Supervisors bi-annually:

- Implementation Plan
- Status of Compliance
- Training on Use of Force Policy
- Use of Force Statistics and Trends
- Department Use of Force Policy Violations
- Inmate Grievances

This presentation compares data from the year of 2022 and 2023.



Status of Compliance Published Reports



Panel's Fourteenth Report

Status	Administrative	Force Reporting / Investigations	Use of Force	Training	Grievances	Restraints	Early Warning System	Total
Compliant	8	20	16	11	21	2	3	81
Non-Compliant	1	4	9	0	3	2	0	19
Pending	0	0	0	0	0	0	0	0
Non-Applicable	0	0	0	0	0	4	0	4
Total	9	24	25	11	24	8	3	104

The 14th Panel Report addresses a six-month assessment period **from July 1, 2023, through December 31, 2023.**

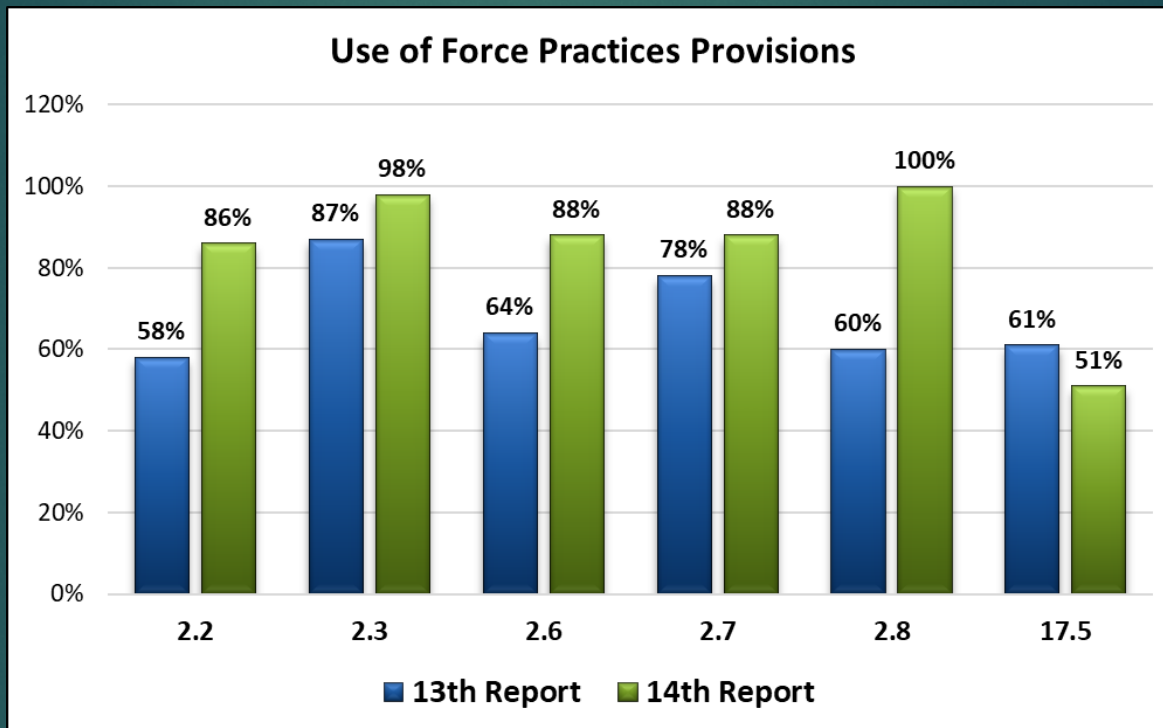
Panel's Thirteenth Report

Status	Administrative	Force Reporting / Investigations	Use of Force	Training	Grievances	Restraints	Early Warning System	Total
Compliant	7	17	17	11	21	2	3	78
Non-Compliant	2	7	8	0	3	2	0	22
Pending	0	0	0	0	0	0	0	0
Non-Applicable	0	0	0	0	0	4	0	4
Total	9	24	25	11	24	8	3	104

The 13th Panel Report addresses a six-month assessment period **from January 1, 2023, through June 30, 2023.**



Use of Force Practices Provisions



Provision	Description
2.2	Force Prevention Principles
2.3	Provoking, Humiliating, Degradation of Inmates
2.6	Head Strikes or Kicks
2.7	Supervisor Called to Scene
2.8	Prevention of Excessive Force
17.5	Minimize Medical Distress

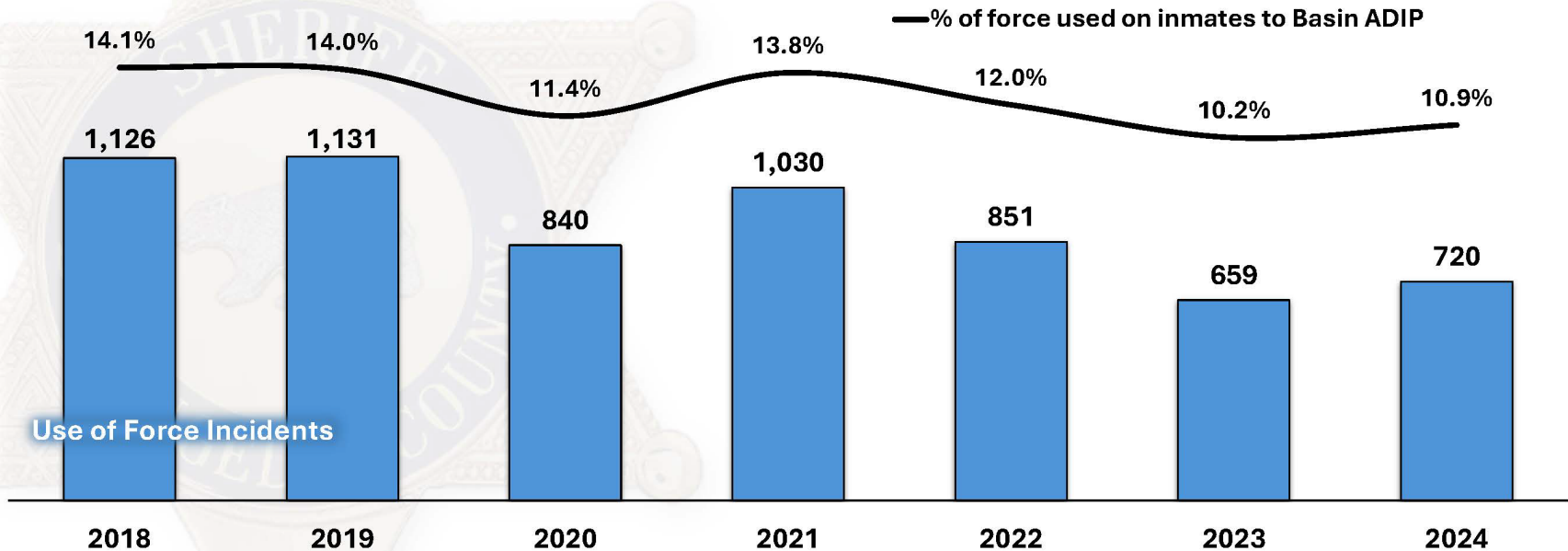


Basin Use of Force Incidents by Year



Basin Use of Force Totals (TTCF, MCJ & IRC)

Basin Facility's UoF % to ADIP	2018	2019	2020	2021	2022	2023	2024
CATEGORY I	10.6%	10.1%	9.0%	10.2%	9.5%	8.3%	9.1%
CATEGORY II	3.4%	3.8%	2.3%	3.5%	2.4%	1.8%	1.8%
CATEGORY III	0.01%	0.05%	0.5%	0.5%	0.13%	0.06%	0.08%
Basin ADIP	7,986	8,077	7,357	7,457	7,071	6,450	6,594



Notes:

Use of force totals extracted from e-LOTS on April 2, 2025, for period 2018 – 2024.

Use of force counts only reflect TTCF, MCJ & IRC facilities.

Non-Categorized incidents are not included in the report.

For this slide, facilities Use of Force (UoF) incidents and the Average Daily Inmate Population (ADIP) were used to calculate percentages (UoF divided by ADIP).

Information in this report is subject to change



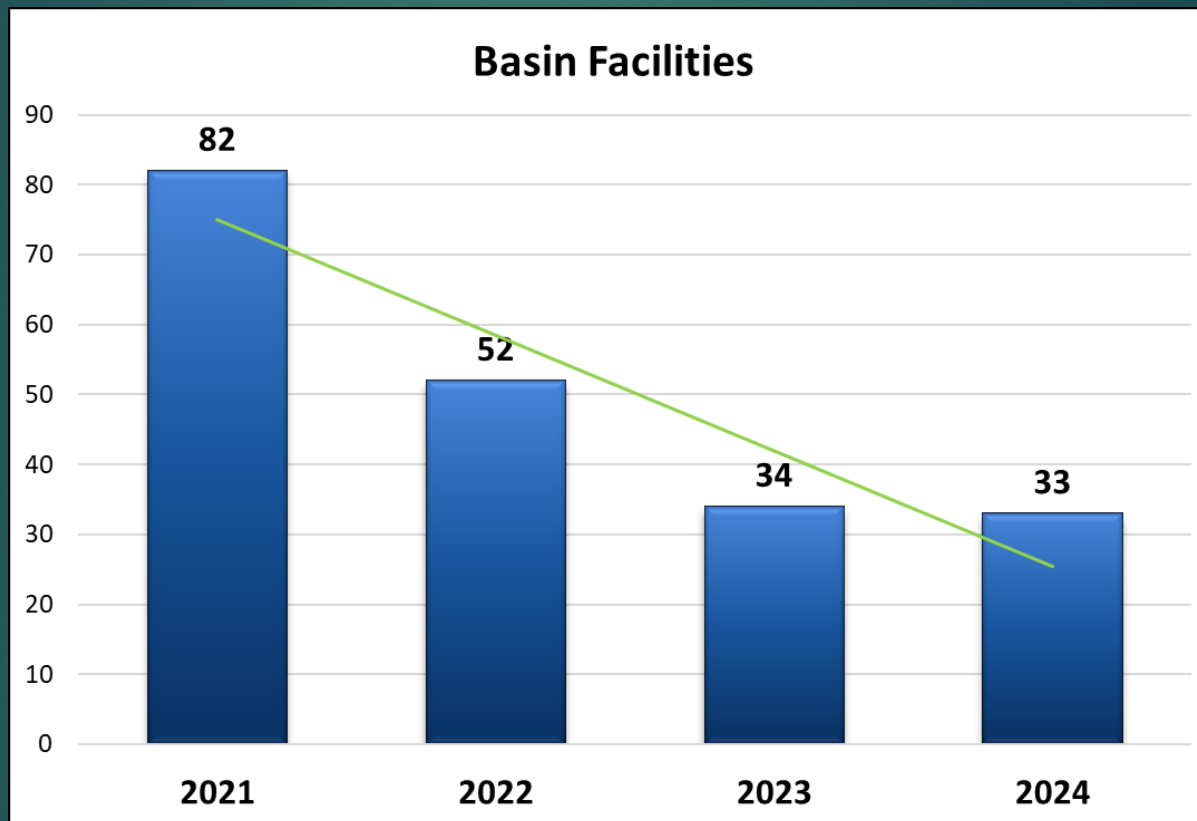
Use of Force Category II by Year



There has been a 57% decrease of Category II use of force incidents (2018 vs. 2024).



Head Strikes



There has been a 60% decrease of head strikes (2021 vs. 2024).



Custody Force Investigation Team (CFIT)



CASE MANAGEMENT STATISTICS

	2023	2024	2025
Average Completion Time (Days)	107	105	79
Total Cases Assigned	63	176	45

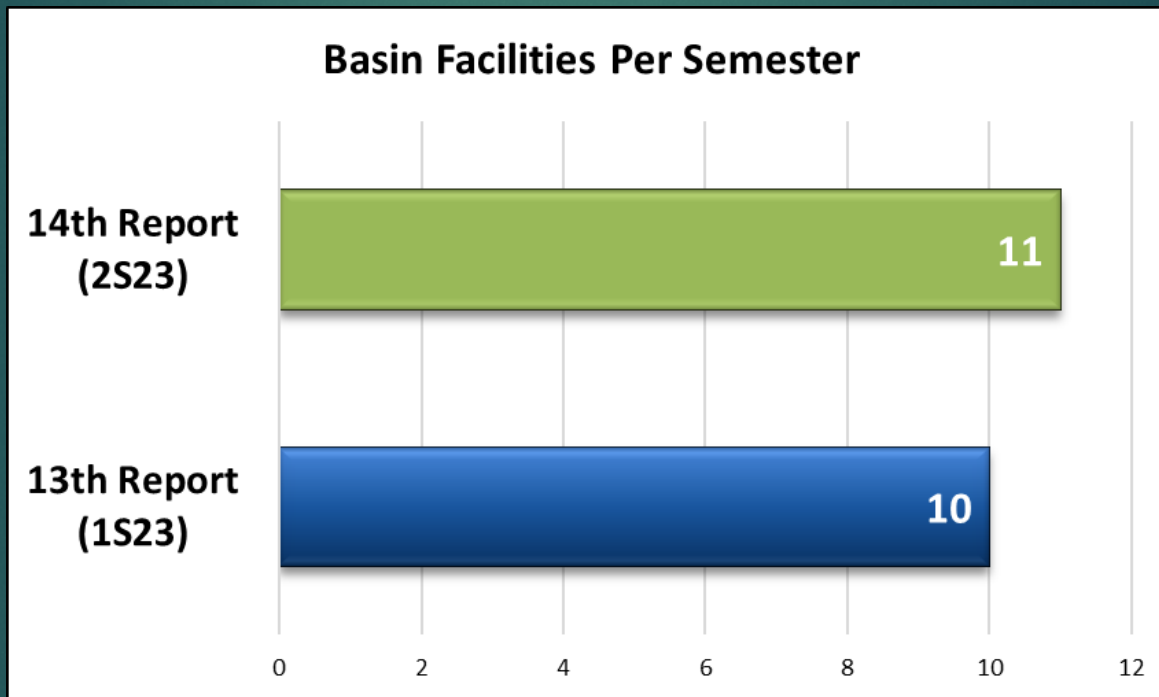
On August 1, 2023, CFIT had (4) sergeants assigned to the team.

On January 7, 2024, an additional (4) were assigned to the team, and by July 28, 2024, there were (11) sergeants assigned.

In 2025, CFIT had one sergeant on long-term leave, bringing the total to (10) sergeants.



Administrative Investigations Founded for Use of Force Policy Violations



The total represents the number of Administrative Investigations related to force that were completed and reported on Provision 1.3 to the Rosas Panel during that specific reporting period for the downtown jail facilities.

CDM 7-01/030.00, *Limitations on Force*, was published on August 4, 2024.



Grievances



Basin Facility		
	2022	2023
General Grievances	5,872	4,685
Complaints Against Staff	497	1,052

The graph compares data from 2022 and 2023 on the volume of inmate grievances collected from the downtown jail facilities.

Yearly Top 5 Grievances			
2022		2023	
1. Living Conditions	1,192	1. Living Conditions	1,000
2. Service Related- Procedural	1,153	2. A Staff Member	923
3. Mail	978	3. Service Related- Procedural	883
4. A Staff Member	494	4. Mail	566
5. Property	331	5. Telephone	261

The graph shows the top five grievance topics from the downtown jail facilities for 2022 and 2023.



Rosas

Quality Improvement Efforts



- The eForce Program tracks all use of force incidents and improves the efficiency of the approval process for all assigned force investigations. The application is currently being piloted at Men's Central Jail and Inmate Reception Center.
- *Limitations on Force* policy was published on August 4, 2024.
- To decrease the number of grievances or requests and to increase the response time to the inmate, the Department is pursuing a contract for tablets.
- The Body Worn Camera policy draft is completed and pending the union's response.
- To enhance security and detect contraband, a bid was placed for (17) Body Scanners.
- In hopes to decrease the grievances pertaining to the food being served, the Department is in process of placing bids for "Cook- Chill" Systems.
 - This will extend shelf life and allow for more efficient food preparation and distribution.