



Homeless Initiative

Los Angeles County Emergency Response

Los Angeles County Board of Supervisors



Chief
Executive
Office.



County of Los Angeles
Homeless
Initiative

FOUR PEH MISSIONS



**ENCAMPMENT
RESOLUTION**

1




HOUSING

2



**MENTAL HEALTH
AND
SUBSTANCE USE
DISORDER
TREATMENT**

3



**EVICTION
PREVENTION**

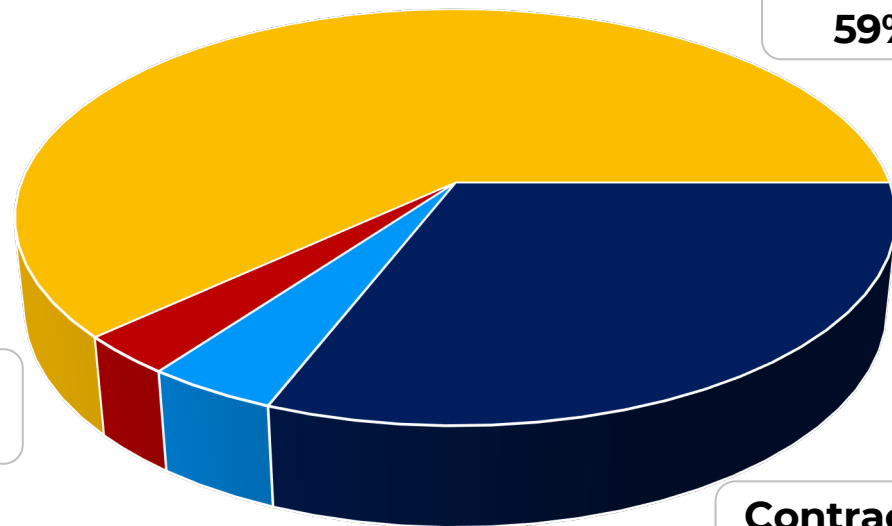
4



Delegated Authorities and Expedited Processes Update

HOMELESS INITIATIVE EMERGENCY REQUESTS (AS OF SEPTEMBER 3, 2024)

Delegated Authorities Approvals by Request Type
N=397



Department	Total Approved Requests
DMH	82
DHS	93
CEO-HI, DMVA, Public Defender, JCOD	117
DCBA, DCFS, DHR, DME, DPH, DEO, FD, Sheriff, DPW, DYD, ISD, BOS	105
Total	397



Delegated Authorities Hiring Update

HIGHLIGHTS

- Total number of new staff hired across all types and authorities is **1,331**
- Average time to hire **decrease by 60%** from 276 days using traditional hiring to 108 days under the emergency declaration
- **127** contract requests approved with a valuation of **\$567.1 million**
- **18** purchasing approvals valued at **\$4.618 million**
- **14 grant requests** approved to allow the expedited acceptance of **\$135.9 million**

Pathway Home Key Updates

- 1 Pathway Home Overview
- 2 Municipal Partnerships
- 3 Challenges & Opportunities
- 4 Pathway Home's Future





What is Pathway Home?

The LA County Board of Supervisors is investing **\$108M** in local FY 2025 resources, primarily Measure H, for our full-circle encampment solution focused on housing stability:

Encampment Resolution

Unhoused individuals voluntarily choose to leave the encampment.

Interim Housing Options

Every individual is guaranteed placement into interim housing.

Connection to Services

Individuals receive connections to County services to increase income, benefits, and wellness.

Housing Navigation

Life Skills, Case Management, and Housing Navigation are offered to help people achieve housing stability.

Funded Permanent Housing

People are offered fully-funded, permanent housing.

Pathway Home Operations

1. Lennox/Inglewood
2. West Rancho Dominguez (RV)
3. Hawthorne #1
4. Unincorporated East Gardena (RV)
5. Pomona
6. Lynwood
7. Rio Hondo/Santa Fe Dam
8. Unincorporated Walnut Park (RV)
9. Compton
10. North Long Beach
11. Hawthorne #2
12. Palmdale #1 (RV)
13. Palmdale #2
14. Palmdale #3
15. Long Beach/Veterans Park
16. Inglewood
17. Santa Monica
18. West Rancho Dominguez/Victoria (RV)
19. Long Beach/Signal Hill
20. Monrovia/Duarte
21. City of LA/Unincorporated Westmont (RV)



Pathway Home Results

Launched August 2023



Total Encampment Resolutions

21



Individuals Moved into Interim Housing

824



Recreational Vehicles (RVs) Removed

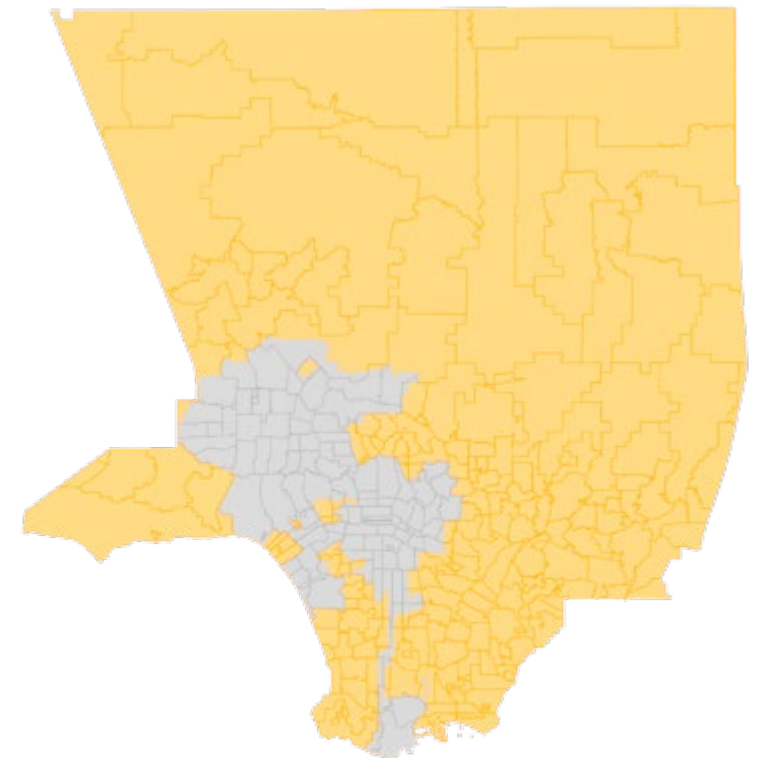
538



Individuals Permanently Housed

145

87 Cities and Unincorporated Areas





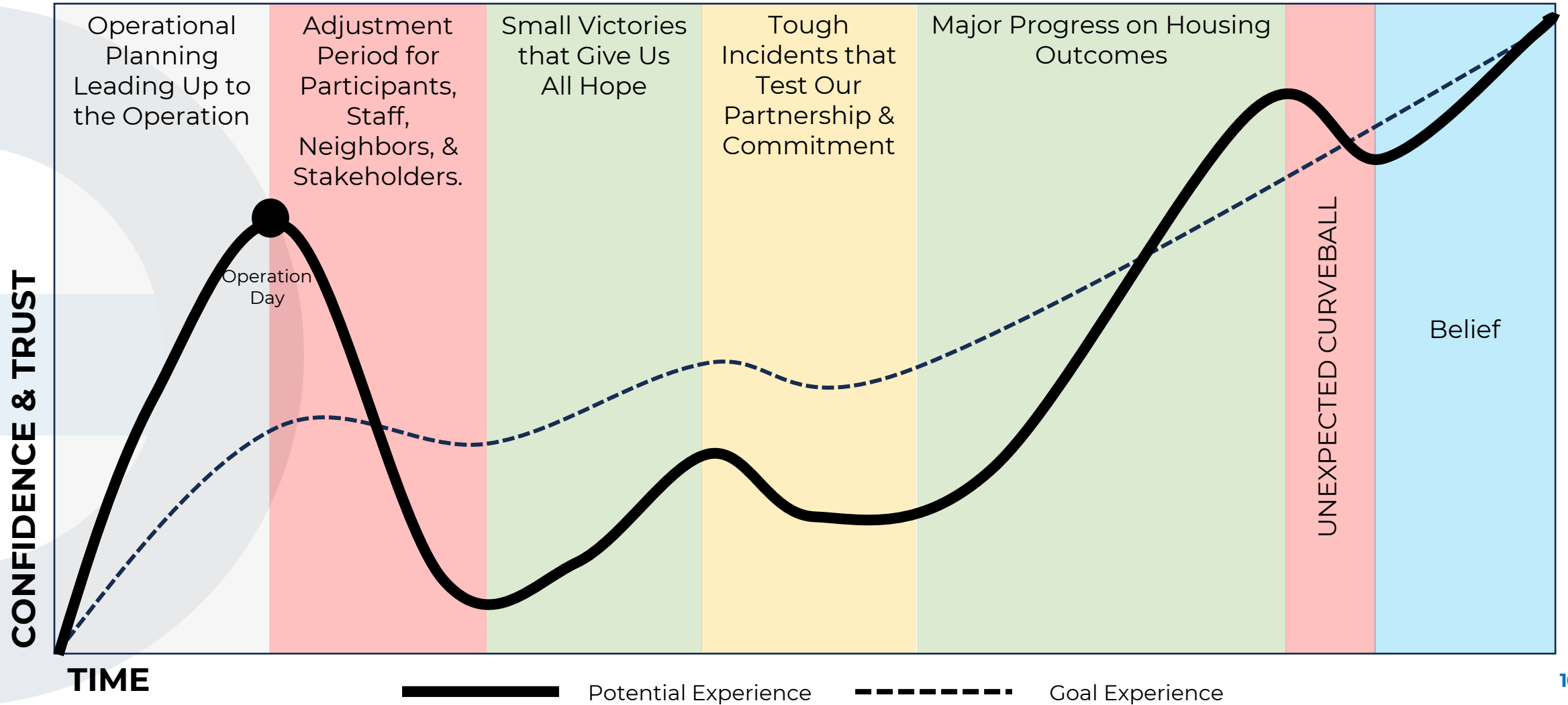
Municipal Partnerships: Real Examples

CEO-HI has focused on building transformational municipal partnerships that accomplish three goals:

- (1)** use Measure H to expand access to interim and permanent housing in more communities;
- (2)** demonstrate that regional collaboration unlocks mutually beneficial solutions to unsheltered homelessness; and
- (3)** ensure our municipal partnerships help address the disproportionate impact of vehicular homelessness on unincorporated areas.

SD1	SD2	SD3	SD4	SD5
<p>The Cities of Baldwin Park and El Monte helped us rehouse ~100 people in flood hazard areas during Tropical Storm Hilary.</p> <p>The City of Pomona expanded its interim housing capacity near an existing shelter.</p>	<p>Unincorporated Florence Firestone, East Gardena, and West Rancho Dominguez have benefited from interim housing in Unincorporated West Athens and the City of Lynwood, and will soon benefit from interim housing in the City of LA.</p> <p>The City of Hawthorne welcomed residents from Unincorporated Lennox and Inglewood.</p> <p>The City of LA receives Pathway Home funding to support people from Unincorporated Westmont.</p> <p>The City of Inglewood has expanded its interim housing capacity to support the County's ERF* goals and to build capacity in advance of major events.</p>	<p>The City of Los Angeles has welcomed Pathway Home funding to resolve encampments in Chatsworth and Culver City.</p> <p>The City of Santa Monica has welcomed a Pathway Home site in their community.</p>	<p>The City of Long Beach helped the City of Compton resolve an encampment under the Artesia Bridge and helped the City of Signal Hill approach functional zero.</p> <p>The City of Lynwood expanded its interim housing capacity and is preparing to do so again for ERF*.</p>	<p>The City of Palmdale helped the County resolve a large RV encampment in Unincorporated Palmdale.</p> <p>The Cities of Monrovia and Duarte collaborated on a joint Pathway Home site on the border of their jurisdictions.</p> <p>The County is collaboratively planning a Pathway Home resolution with the City of Lancaster after agreeing to expand interim housing in the city.</p>

Municipal Partnerships: The Journey Curve





Challenges & Opportunities: Municipalities

Participants

- **Acuity:** Participants continue to struggle even after coming inside, and stabilization can take longer for some than others.
- **Demand:** Many people experiencing unsheltered homelessness in the surrounding community are not inside yet but know someone in the program, and sometimes show up hoping to get into the program.
- **Terminations:** Violence and verbal threats to participants and/or staff can trigger a program exit, but we make every effort to place people safely elsewhere.
- **Animals:** Animal care services are critical because it is a challenge for many participants and can hinder the rehousing process.

Partners

- **Capacity:** Provider capacity can make or break relationships between the County, Motel Owners, and the municipality.
- **Mythbusting:** Local officials play a critical role in circulating accurate information about the program, our partners, and participants.
- **Expectations:** Pathway Home is not a magic wand, so local communities must have appropriate expectations for people with significant challenges who are adjusting to getting the support they need.
- **Housing:** Everything we can do to expand access to affordable permanent housing in the community will increase the success of this program and our partnership.

Communications

- **Direct:** Open communication channels with CEO-HI and the on-site provider at the municipal leadership level is critical.
- **Honest:** Being honest about the “Journey Curve” as we weather the highs and lows of the rehousing process is critical to building and maintaining trust.
- **Clear:** Maintaining clarity over appropriate protocols, particularly at the intersection of survival behaviors and criminal behaviors, can help ensure we are keeping participants and everyone in the community safe.
- **Transparent:** Sharing the data and triumphs as frequently as we share the challenges is key to achieving mutual belief in the effectiveness of this work.



Pathway Home's future

Motel Agreement	Motel Services	Operational Planning	Service Connection Model	Housing Navigation	Housing Subsidies
<p>We intend to secure another 500 rooms at 8 more sites, bringing us to almost 1,200 rooms under agreement at 24 sites.</p>	<p>We are already working with service providers:</p> <ul style="list-style-type: none"> • PATH • SJC • VOA • HOPICS • TPC • USHS • Catholic Charities <p>We will soon be working with new providers:</p> <ul style="list-style-type: none"> • Hope the Mission • Shower of Hope • Whittier First Day <p>We will also be launching the following technical assistance for providers:</p> <ul style="list-style-type: none"> • Increased Site Visits & Observational Assessments • Customized Training • Quarterly Learning Communities • Participant & Staff Focus Groups 	<p>We've conducted 21 operations already and are planning at least 18 more this fiscal year. Those operations aim to focus on:</p> <ul style="list-style-type: none"> • Key Unincorporated areas prioritized by Board Offices • ERF Zones included in our state grant • New sites in municipalities that are eager to build interim housing capacity • Refill operations at existing sites • We also plan to launch our first Pathway Home RV parking site, and our first encampment-to-home operation. 	<p>We are evolving our service connection model in several ways this year:</p> <ul style="list-style-type: none"> • Continuing motel-based events for new sites. • Launching regional service connection events to service multiple interim housing sites and refill operations. • Animal-focused events to promote stronger animal care practices. • Expanded partnership with DMH. • Re-launching "super connection" workflows for our most challenged participants. 	<p>Laser focus on throughput to permanent housing through:</p> <ul style="list-style-type: none"> • Increased monitoring of case conferencing activities to ensure progress. • Weekly check-ins with system partners on our permanent rehousing efforts. • Re-supplying additional slots when providers successfully cycle participants to permanent housing. 	<p>62% of program exits are to permanent housing and LA County will continue to fund time-limited housing subsidies for participants.</p> <p>ERF resources will help significantly expand access to master leasing opportunities for Pathway Home participants in ERF zones.</p>