



Los Angeles County Sheriff's Department



Rosas, et al. v. Los Angeles County

Sheriff Robert G. Luna

Rosas Implementation Plan

Department's Compliance



Los Angeles County Sheriff's Department



Rosas Settlement Agreement Provision 1.4 requires the Department to publicly report to the Los Angeles County Board of Supervisors bi-annually:

- Implementation Plan
- Status of Compliance
- Training on Use of Force Policy
- Use of Force Statistics and Trends
- Department Use of Force Policy Violations
- Inmate Grievances

Note:

This presentation compares data from the First Semester of 2022 and the First Semester of 2023.



Rosas, et al. v. Sheriff Robert G. Luna



- Rosas is a federal class action lawsuit alleging a pattern of excessive use of force in the Downtown jail facilities (Men's Central Jail, Twin Towers Correctional Facility, and the Inmate Reception Center).
- The Settlement Agreement was initially approved by the Court on April 21, 2015. The Department began assessing compliance with the Settlement Agreement effective July 1, 2018, after the establishment of the revised Compliance Measures (May 2018).
- Provisions are grouped in 7 Categories:
Administrative, Use of Force, Training, Force Reporting and Force Investigations, Grievances, Restraint, and Early Warning System (104 Provisions with a total of 402 Compliance Measures).



Downtown Jail Complex Rosas Provision Force Mitigation and Quality Improvement Efforts



- Weekly meetings with Division Chiefs
 - Comprehensive review of use of force incidents
- Custody Division tracks head strike incidents.
- The Custody Inmate Grievance Application (CIGA) launched in July of 2023 to help improve with tracking inmate grievances and response times to the inmate(s).
- The eForce Program, currently in development, will be a web-based portal designed to track all use of force incidents and improve the efficiency of the approval process for all assigned force investigations. It is anticipated that the program will go live in August 2024.
- *Limitations of Force policy* is in the final stages of approval, and suggestions from the DOJ and Rosas panel have been incorporated.
- The Custody Force Investigative Team (CFIT) was created in August of 2023 to expedite use of force investigations and ensure accountability. CFIT currently has eight sergeants assigned to its unit and expects to add four more sergeants at the next schedule sergeant movement (July 2024).



Update on Jail Use of Force Training



Custody Force Training Statistics

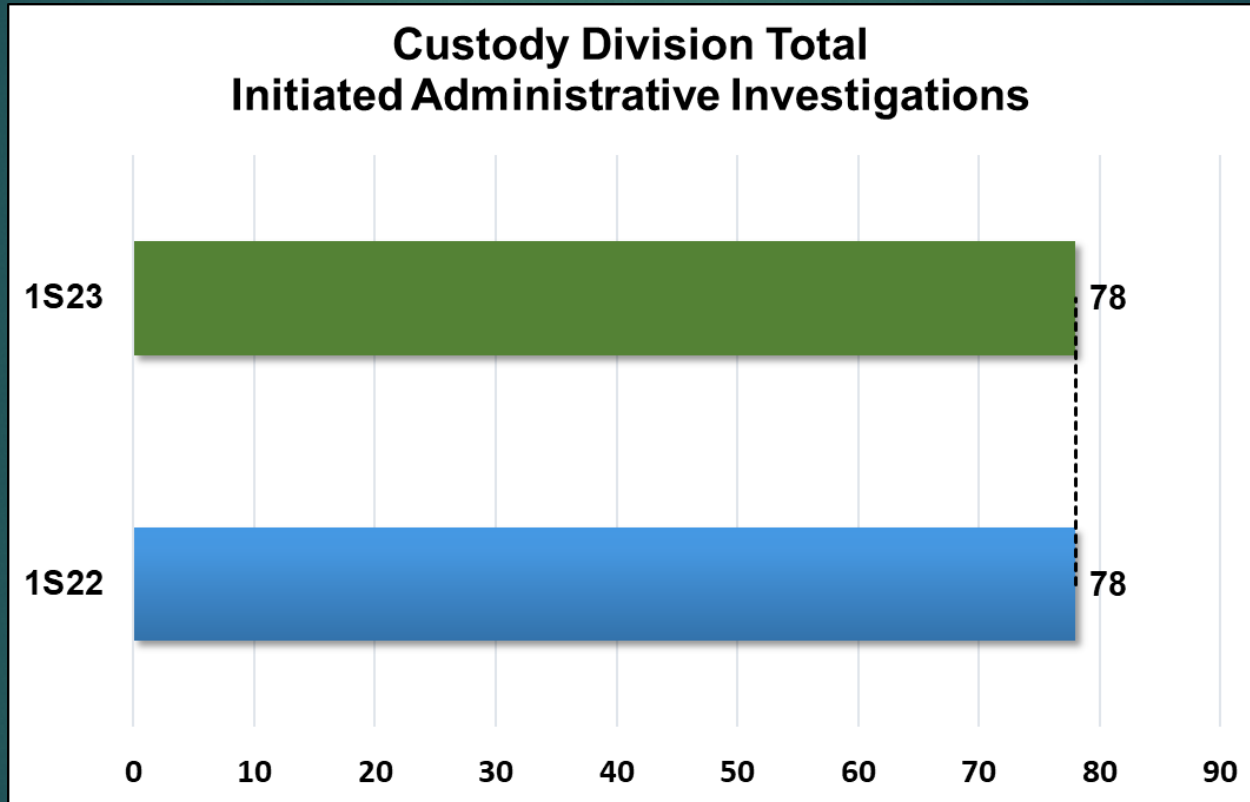
| Training Course | Custody Division Personnel Trained from January 1, 2022 through June 30, 2022* | Custody Division Personnel Trained from January 1, 2023 through June 30, 2023* | Rosas Compliance for Basin Facilities in 2023** |
|---|--|--|---|
| Custody Division Force Policy | 815 | 812 | Initial Training Completed |
| Custody Division Force Policy Refresher | 1,088 | 1,090 | 93% |
| Ethics Training | 546 | 694 | Initial Training Completed |
| Ethics Training Refresher | 693 | 591 | 98% |
| IIMI / DeVRT Training | 182 | 285 | Initial Training Completed |
| IIMI / DeVRT Training Refresher | 721 | 676 | 97% |
| Use of Force Report Writing and Documentation for Supervisors Refresher | 32 | 15 | 100% |

* The data was provided by the Custody Training and Standards Bureau on 3/28/24.

** Percentages are based on the Custody Compliance and Sustainability Bureau Rosas Provisions self-assessment data from the 2023 annual report.

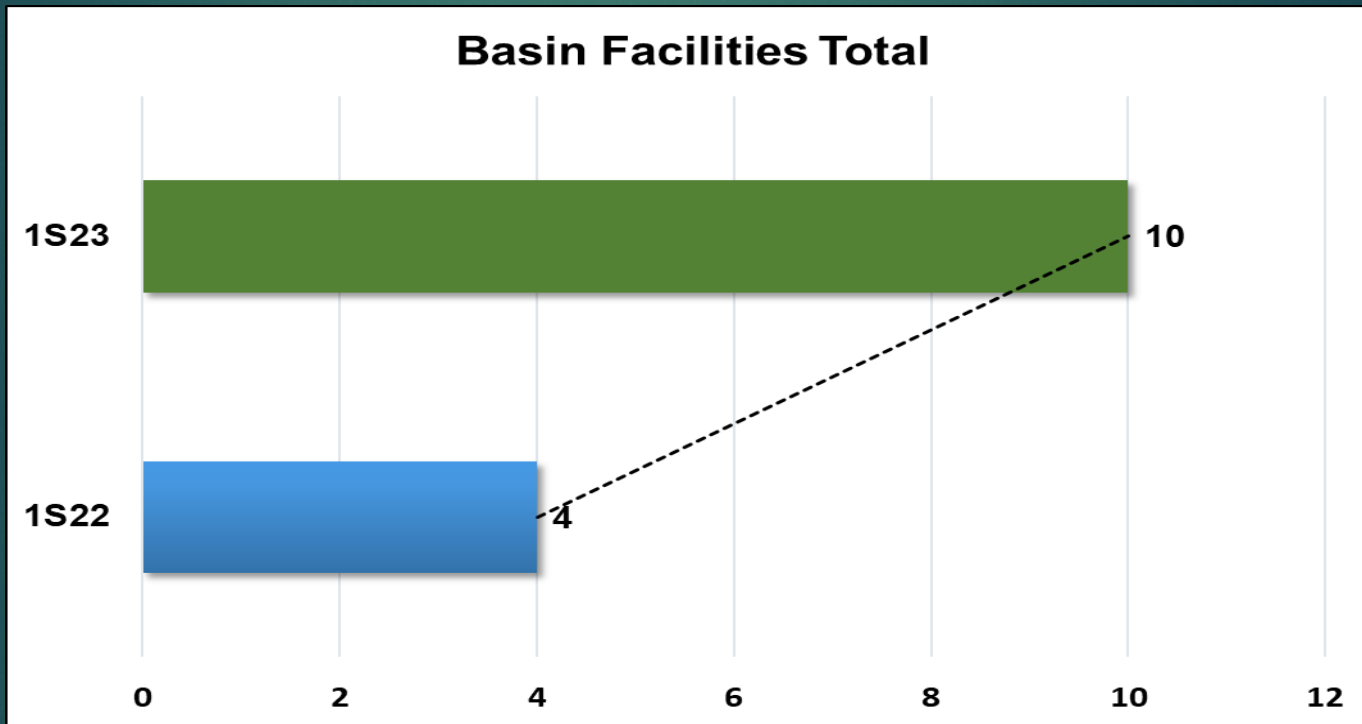


Update on Initiated Administrative Investigations





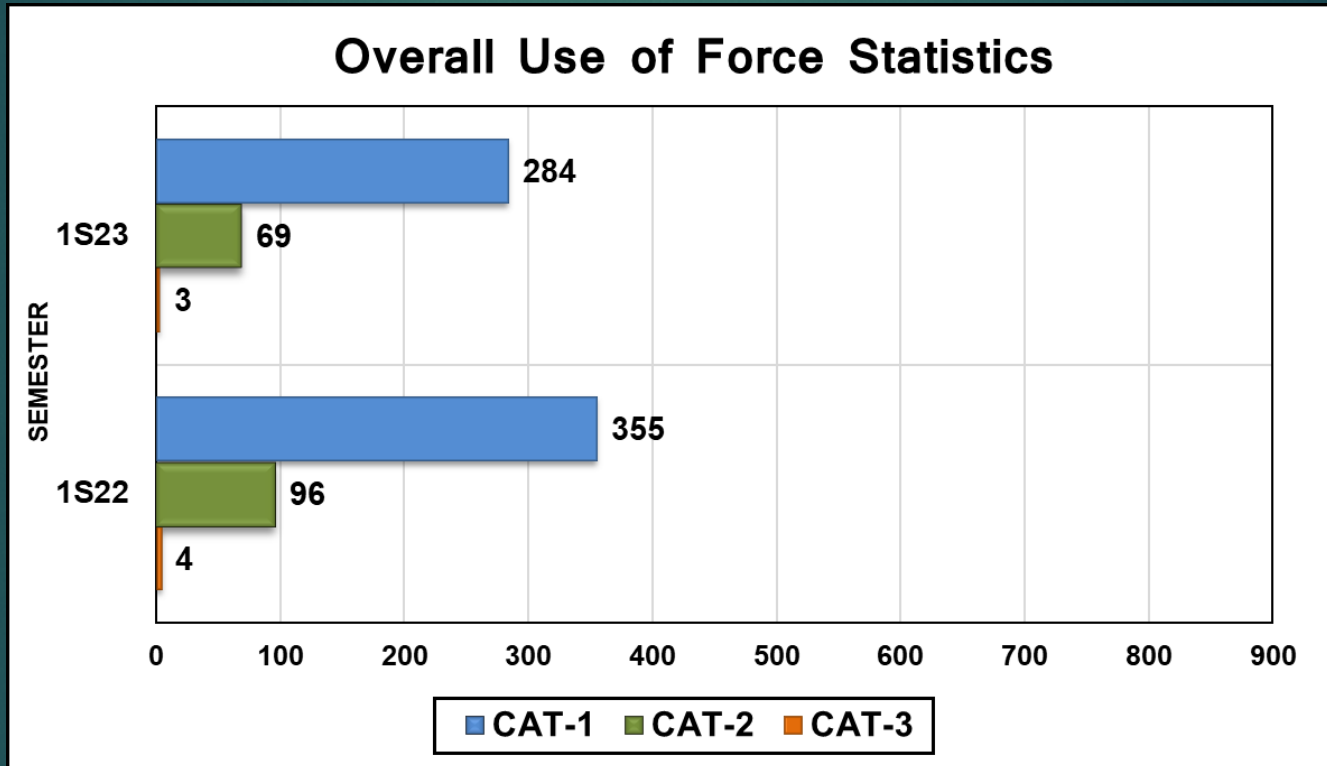
Administrative Investigations Founded for Use of Force Policy Violations



For the purpose of ROSAS Provision 1.3 assessment, the Department uses the date the Imposition Letter was provided to the employee(s) to report the incident during that specific quarter.



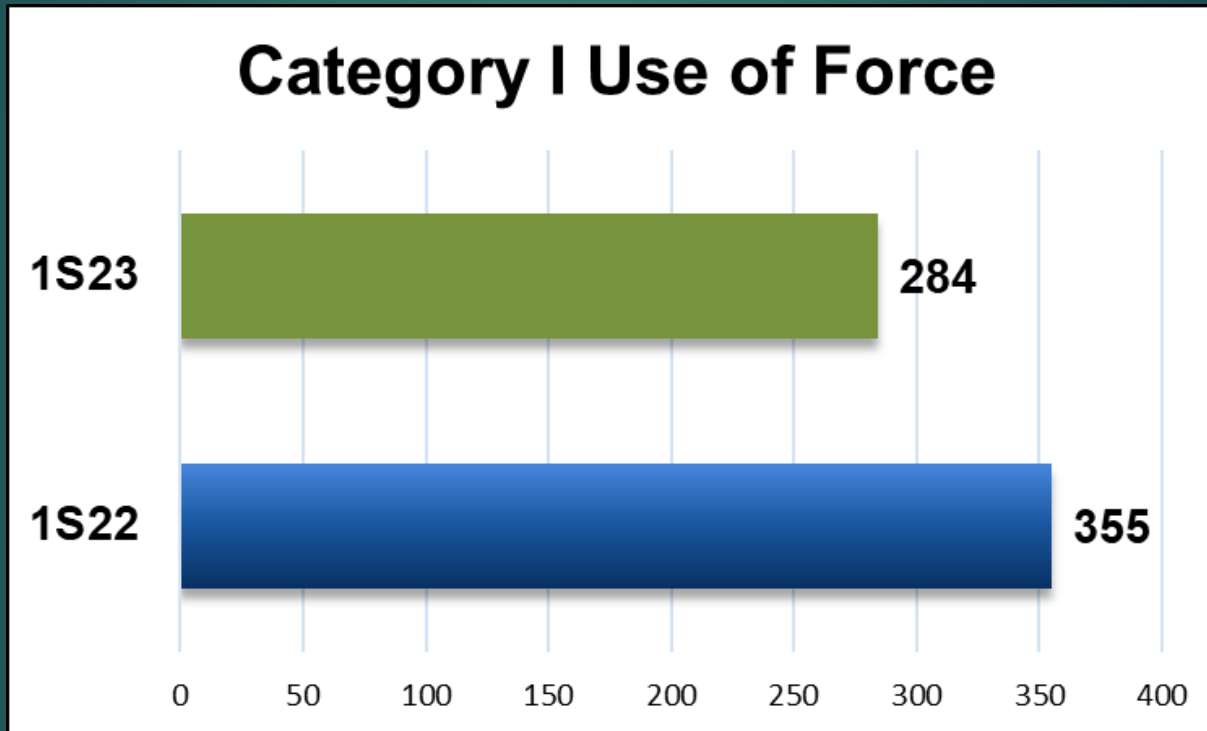
Downtown Jail Complex Overall Use of Force Statistics



Use of Force incidents from the First Semester of 2023 indicate a 21.7% decrease compared to the First Semester of 2022.



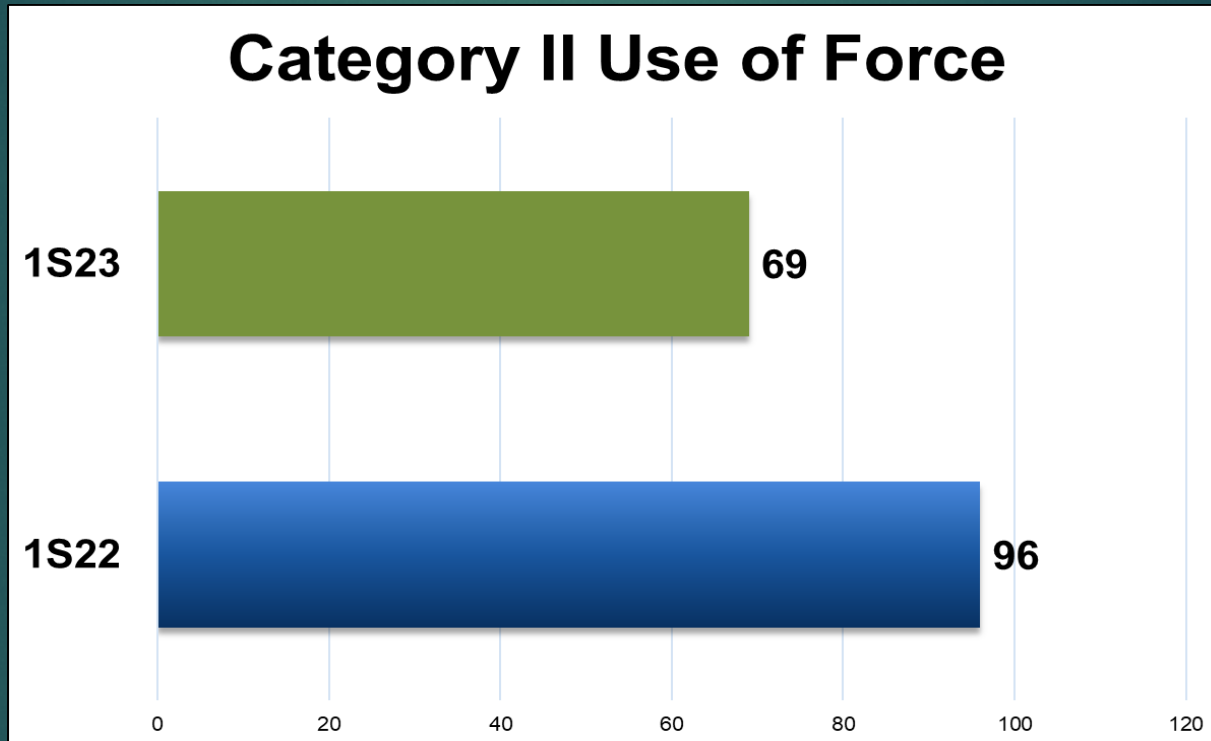
Downtown Jail Complex Use of Force - Category 1



There was a 20% decrease of Category 1 incidents in the First Semester of 2023 compared to the First Semester of 2022.



Downtown Jail Complex Use of Force - Category 2



There was a 28.1% decrease of Category 2 incidents in the First Semester of 2023 compared to the First Semester of 2022.



Downtown Jail Complex Use of Force - Category 3



| 1st Semester 2022 Category 3 | | |
|---|----------------|---------------|
| MCJ: 1 | TTCF: 2 | IRC: 1 |
| 1st Semester 2023 Category 3 | | |
| MCJ: 2 | TTCF: 1 | IRC: 0 |
| Category 3 Uses of Force are investigated by Internal Affairs Bureau. | | |

There was a 25% decrease of Category 3 incidents in the First Semester of 2023 compared to the First Semester of 2022.



Status of Compliance Published Reports



Panel's Thirteenth Report

| Status | Administrative | Use of Force | Training | Force Reporting / Investigations | Grievances | Restraints | Early Warning System | Total |
|----------------|----------------|--------------|-----------|----------------------------------|------------|------------|----------------------|------------|
| Compliant | 7 | 17 | 11 | 17 | 21 | 2 | 3 | 78 |
| Non-Compliant | 2 | 8 | 0 | 7 | 3 | 2 | 0 | 22 |
| Pending | 0 | 0 | 0 | 0 | 0 | 0 | 0 | 0 |
| Non-Applicable | 0 | 0 | 0 | 0 | 0 | 4 | 0 | 4 |
| Total | 9 | 25 | 11 | 24 | 24 | 8 | 3 | 104 |

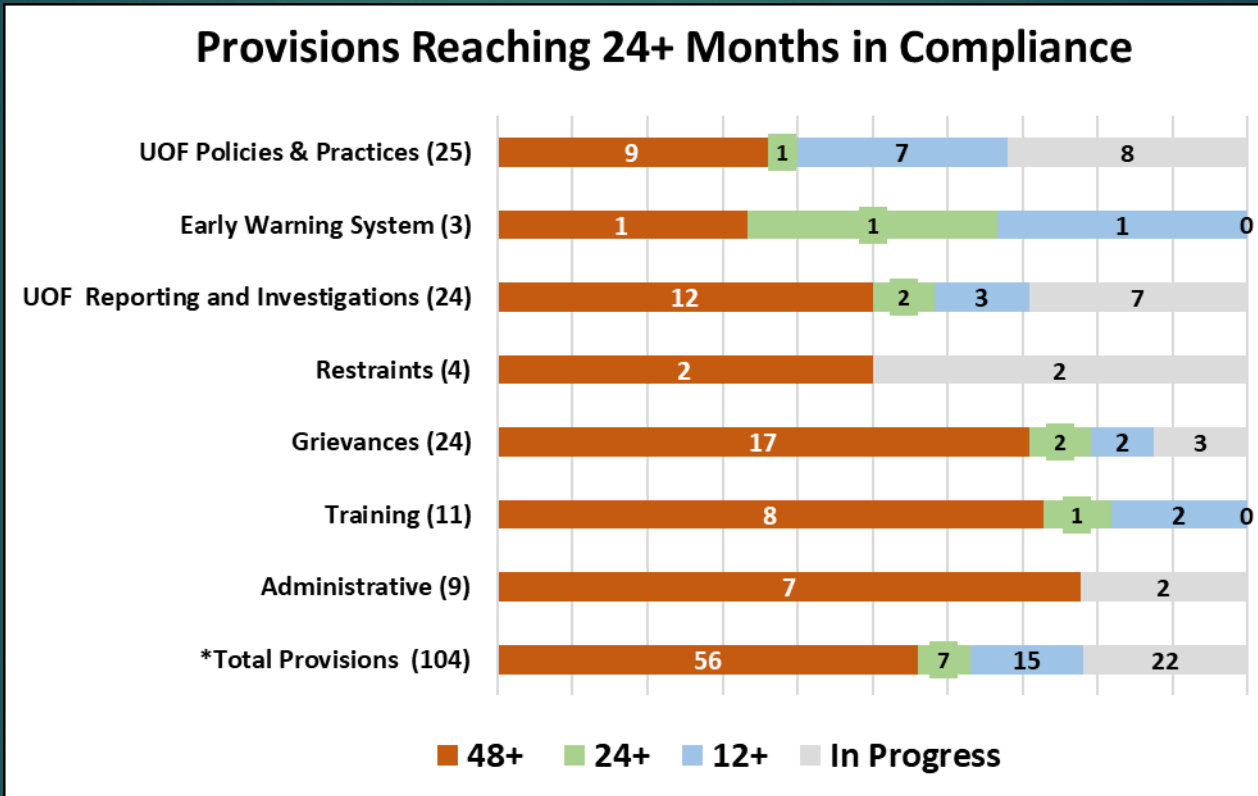
The 13th Panel Report addresses a six-month assessment period from January 1, 2023, through June 30, 2023.

Panel's Twelfth Report

| Status | Administrative | Use of Force | Training | Force Reporting / Investigations | Grievances | Restraints | Early Warning System | Total |
|----------------|----------------|--------------|-----------|----------------------------------|------------|------------|----------------------|------------|
| Compliant | 8 | 16 | 11 | 17 | 22 | 2 | 3 | 79 |
| Non-Compliant | 1 | 9 | 0 | 7 | 2 | 2 | 0 | 21 |
| Pending | 0 | 0 | 0 | 0 | 0 | 0 | 0 | 0 |
| Non-Applicable | 0 | 0 | 0 | 0 | 0 | 4 | 0 | 4 |
| Total | 9 | 25 | 11 | 24 | 24 | 8 | 3 | 104 |



Status of Compliance



A total of 63 provisions have reached more than 24 months of compliance. The results are based on the 13th Panel Report.

* Select provisions are assessed by the Panel and derived from their review of the quarterly Use of Force packages.



Inmate Grievances



| Basin Facility Grievances | | |
|----------------------------------|-------------|-------------|
| | 1S22 | 1S23 |
| General Grievances | 2,950 | 2,429 |
| Complaints Against Staff | 261 | 340 |
| iPad Requests | 89,383 | 217,067 |

Data provided by Custody Support Services Bureau compares 1st Semester of 2022 and 2023.



Basin Facilities Top 5 Grievances

| 1 st Semester of 2022 | | 1 st Semester of 2023 | |
|----------------------------------|-----|----------------------------------|-----|
| 1. Living Conditions | 519 | 1. Service Related-Procedural | 483 |
| 2. Service Related-Procedural | 461 | 2. Living Conditions | 400 |
| 3. Mail | 356 | 3. Mail | 301 |
| 4. Staff Complaints | 217 | 4. Staff Complaints | 261 |
| 5. Property | 198 | 5. Telephone | 114 |