

# Los Angeles County Bed Status Report Update

---

Tuesday, February 13, 2024

## **Presenters:**

DMH - Lisa H. Wong, Psy.D.

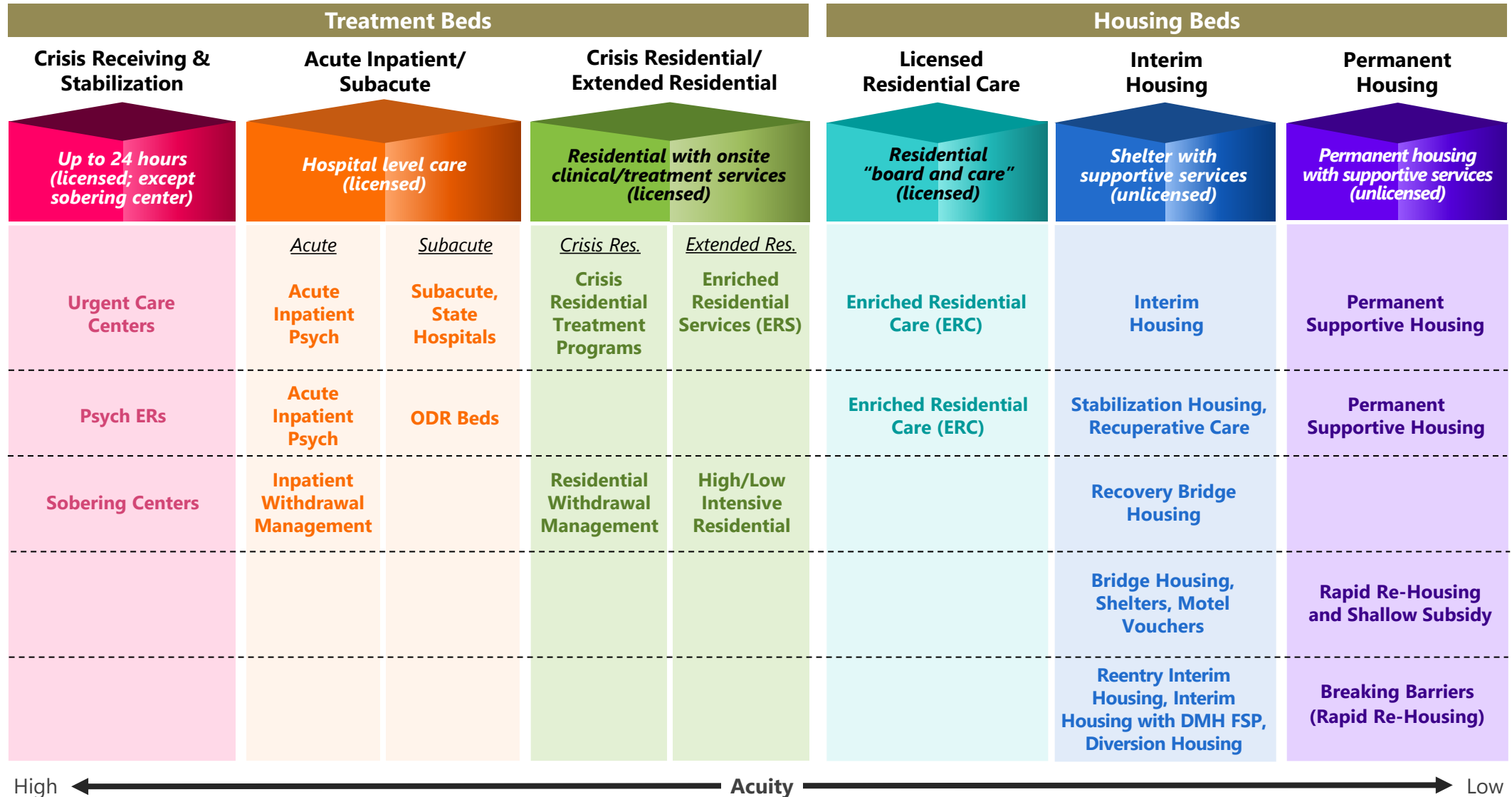
DPH - Barbara Ferrer, Ph.D., MPH / Gary Tsai, M.D.

DHS - Christina Ghaly, M.D.

CEO-HI - Cheri Todoroff

JCOD - Judge Songhai Armstead, Ret.

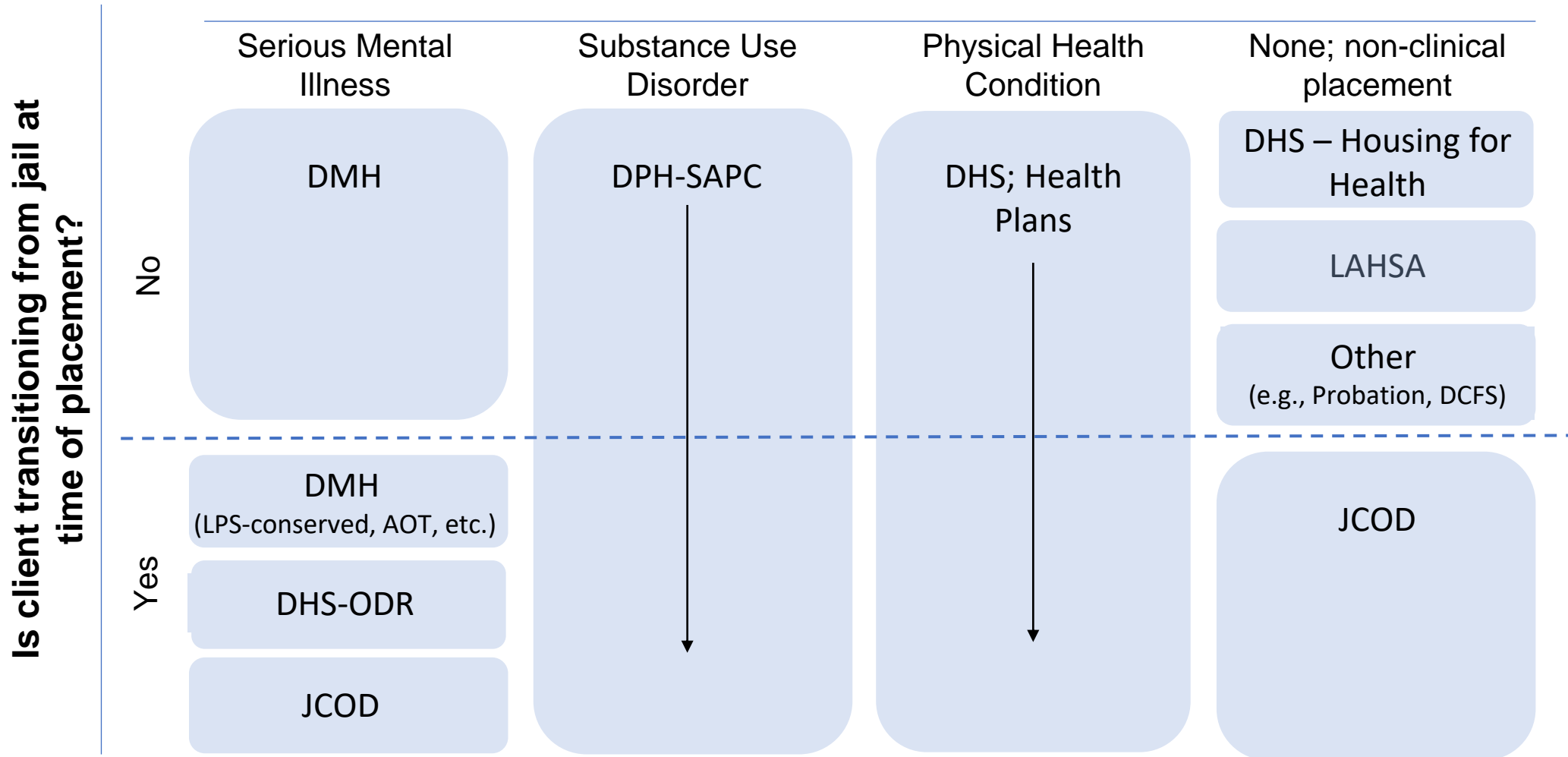
# RECAP: LA County Cross-Department "Continuum of Care"



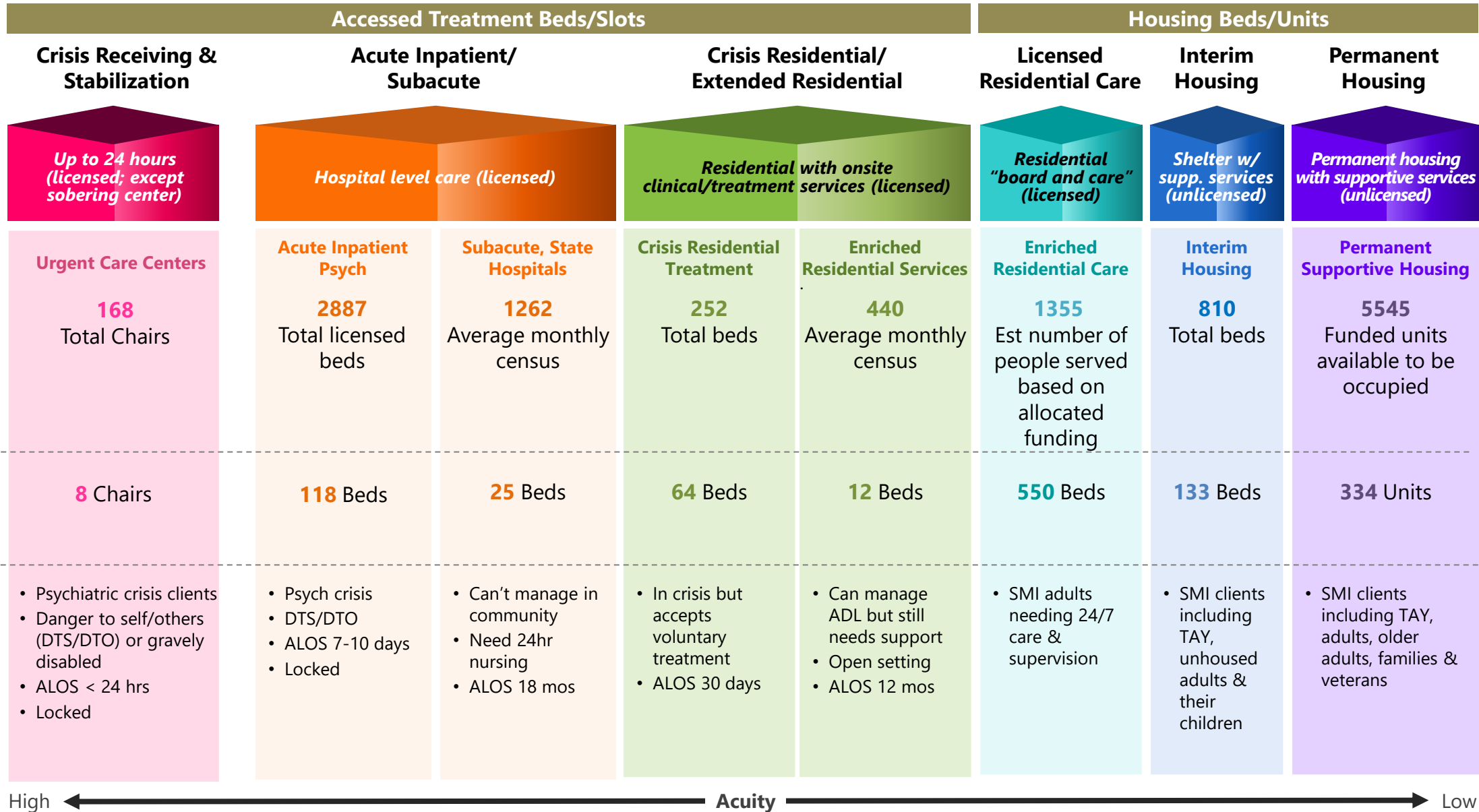
Other relevant departments with beds include: DPSS, DCFS, and Probation

# Current Major County Departmental Activity in Building New Community Bed Placements

What is the client's primary clinical condition driving community placement?



# Mental Health



# New Beds & Beds Coming Online

## Beds/Units Added (May to December 2023)

LOC	# Beds	Comments
UCC	8	Pacifica UCC added 8 beds as part of a phased opening.
Acute	118	53 FIT (Field Intervention Team) Pilot Program beds have increased access through a more targeted contracting method.
Subacute	25	10 of the beds added used a single use agreement method.
CRTP	64	DMH has opened 4 new CRTP facilities with 16 beds each.
ERS	12	--
ERC	550	Added capacity due to additional funding through Hollywood 2.0, MHSA and CCE.
IH	133	Added capacity due to additional funding through Hollywood 2.0 and MHSA, which includes 2 additional interim housing sites for individuals leaving jail.
PSH	334	Represents new tenant- and project-based resources.

## Beds Being Built (January – December 2024)

LOC	# Beds	Comments
UCC	16	--
Acute	180	Three facilities that will expand inpatient beds through BHCIP grant funds.
Subacute	Est up to 125	Facilities are pending so 125 is an estimate.
CRTP	80	Future Restorative Care Village (RCV) sites.
ERS	0	--
ERC	0	--
IH	580	Represents expansion through Behavioral Health Bridge Housing (BHBH) funds.
PSH	859	Represents new project-based resources in development.

## ►► Barriers & Challenges

1 - Multiple and sometimes competing federal, state, and county priorities that demand the department's attention and resources.

2 - IMD limitations.

3 - Increase in volume and the complexity of DMH clients.

4 - BHCIP Round 6 delay.

# Public Health - SAPC

	Treatment Beds				Housing Beds	
	Crisis Receiving & Stabilization	Acute Inpatient/ Subacute	Crisis Residential/ Extended Residential		Interim Housing	
	Up to 24 hours (licensed; except sobering center)	Hospital level care (licensed)	Residential with onsite clinical/ treatment services (licensed)		Shelter w/ supp. services (unlicensed)	
	Sobering Centers	Inpatient Withdrawal Mgmt (ASAM 3.7-WM, 4-WM)	Residential Withdrawal Mgmt (ASAM 3.2-WM)	Residential Treatment (ASAM 3.1, 3.3, 3.5)	Recovery Bridge Housing	Recovery Housing *New*
Current Existing	15	78	100 <sup>1</sup>	2557 <sup>2</sup>	1,213	0
Funded – In Development	16	0	48	366 <sup>3</sup>	450	150
Historical Rate per Bed per Day	~\$200	\$1000	\$400	\$214 - \$243	\$55-\$60	\$50 - \$55
Target Populations	Actively intoxicated	All Populations	All Populations	All Populations	All Populations	All Populations
	High ← <b>Acuity</b> → Low					

1 - Beds are estimated as the State does not distinguish between licensure for Residential WM (ASAM 3.2-WM) and Residential (ASAM 3.1, 3.3, 3.5) beds and SAPC's providers utilize these beds flexibly based on need. Historically utilization has been at 4% of residential beds that may be used for WM.

2 - Bed counts are updated to reflect all fully executed contract actions and the numbers change as beds are added, beds are removed (in addition to facility openings and closures).

3 - Beds include BHCIP recipients currently contracted with SAPC, although additional BHCIP related beds may be funded upon completion of BHCIP projects, DHCS DMC licensure or certification, and meeting SAPC contracting requirements

# SAPC Treatment Service Expansion

- **DHCS BHCIP – SUD Service Awards:** SAPC can contract with awardees for DMC treatment services upon completion of DHCS DMC licensure or certification; this is anticipated to result in over 500 new SUD treatment beds in FY 2024-2025 and beyond.
- **SAPC has an open contracting process and continues to contract for new beds and treatment sites to increase access to needed SUD services**
  - **Recovery Bridge Housing (RBH)** - Recovery-oriented interim housing for up to 180-days when participating in outpatient treatment
    - **400 total new beds** (300 RBH beds funded through DHCS BHBH, and 100 RBH beds funded through opioid settlement) - ~250 RBH beds anticipated to be online by the end of FY 2023-2024
  - **Recovery Housing (RH)** - **\*NEW\*** Recovery-oriented housing for up to 12-months for those in recovery but who may or may not be participating in treatment services
    - **150 total new beds** (100 RH beds funded through DHCS BHBH and 50 RH beds funded through opioid settlement) - ~100 RBH beds anticipated to be online by the end of FY 2023-2024



# Services to Support Successful Access and Placement to SUD Treatment/Beds



**Client Engagement and Navigation Services (CENS)** are primarily in-person services that assist people experiencing homelessness (PEH) and others access SUD services at co-located sites, including shelters, interim housing, unsheltered encampments, courthouses, Probation offices, etc.

- CENS staff supports the LA City Inside Safe and County's Pathway Home operations and participates in Service Connect Days for individuals brought indoors from encampments.

## **Additional Support for Vulnerable Populations: Taking Services to Where Individuals Are**

- Expanded clinical SUD services at Probation's juvenile detention facilities
- Field-based harm reduction services, including distribution of overdose prevention kits and connections to services
- Expanded field-based and 'in home' SUD treatment and MAT services in housing and other settings
- Mental Health Services Act – Innovations Grant: Interim Housing Outreach Program (IHOP)
  - 28 CENS SUD counselors participate in Regional Multidisciplinary Teams with DHS and DMH to serve residents in over 200 Interim Housing sites.
  - 16 SUD clinicians embedded in co-occurring capable residential programs alongside mental health clinicians to serve people with SUD and mental health conditions.

# Health Services Beds

## Treatment Beds

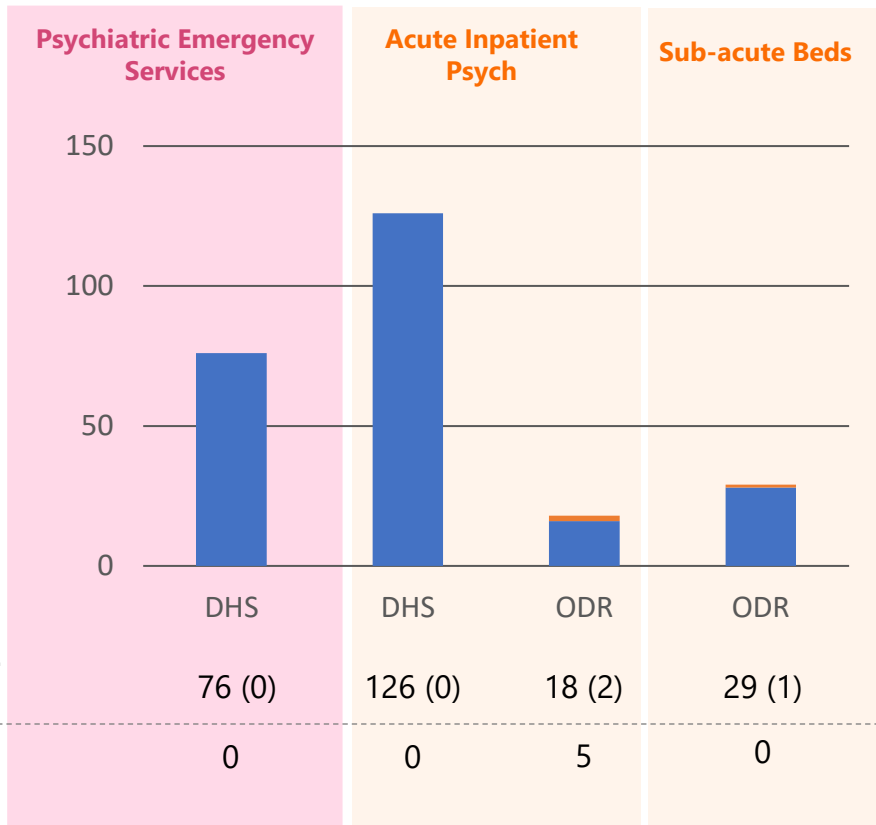
### Crisis Receiving & Stabilization

Up to 24 hours (licensed; except sobering center)

### Acute Inpatient/ Subacute

Hospital level care (licensed)

- Reported in May 2023
- Added Since May 2023 (as of 12/31/23)



**Total (new 5/23-12/23)**

**# Beds – Funded In Development by June 2025**

High ← Acuity → Low

## Housing Beds

### Licensed Residential Care

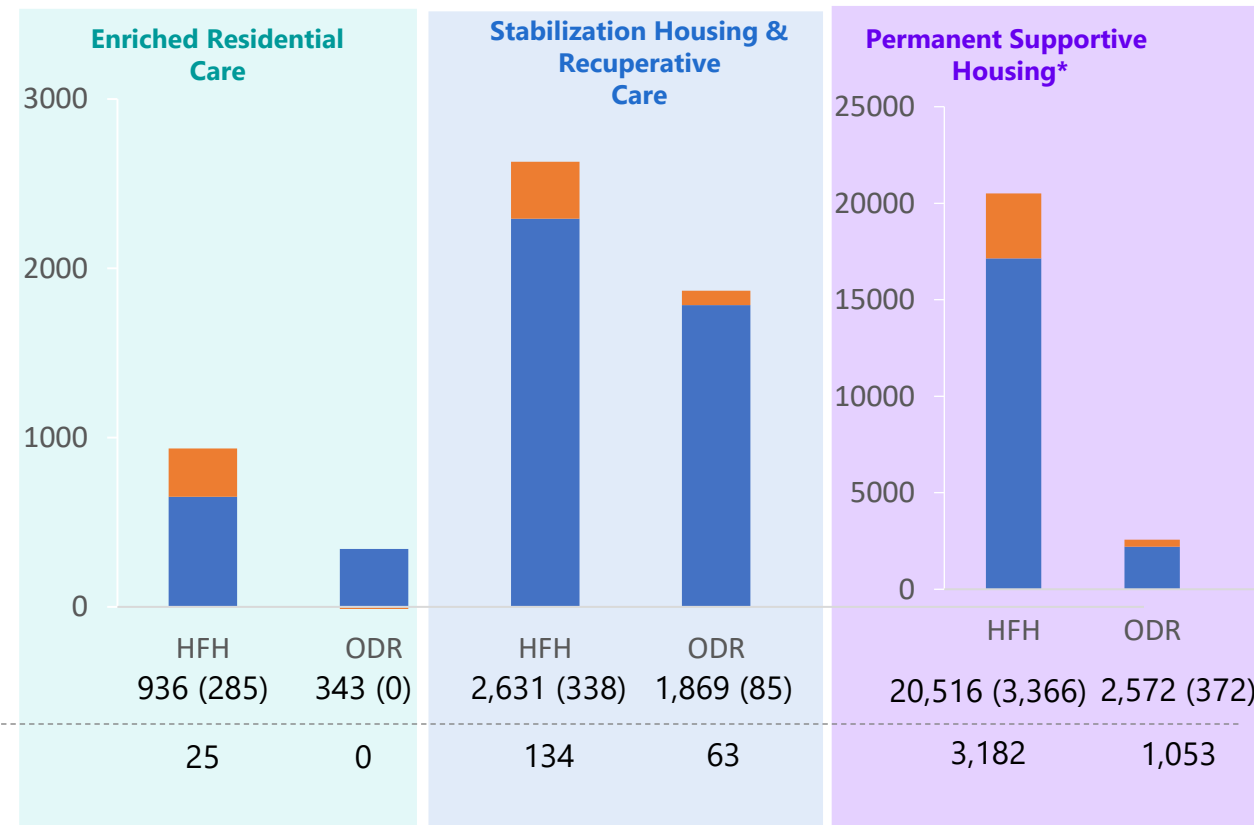
Residential "board and care" (licensed)

### Interim Housing

Shelter w/ supp. services (unlicensed)

### Permanent Housing

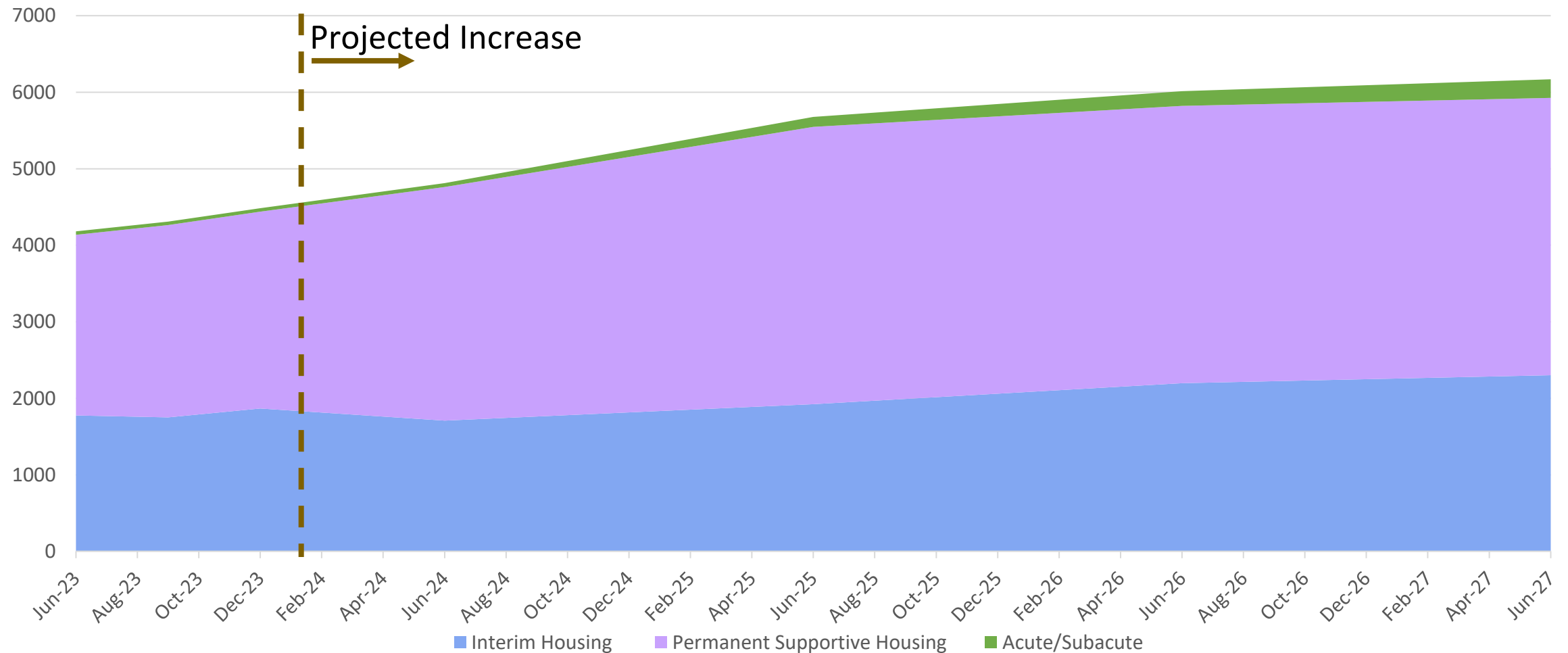
Permanent housing with supportive services (unlicensed)



Notes: Bed counts include all ICMS slots regardless of rental subsidy source (Flexible Housing Subsidy Pool or federal rental subsidies). PSH numbers listed here exclude those beds managed and operated by Housing for Health but funded (and intake controlled) by DMH and JCOD.

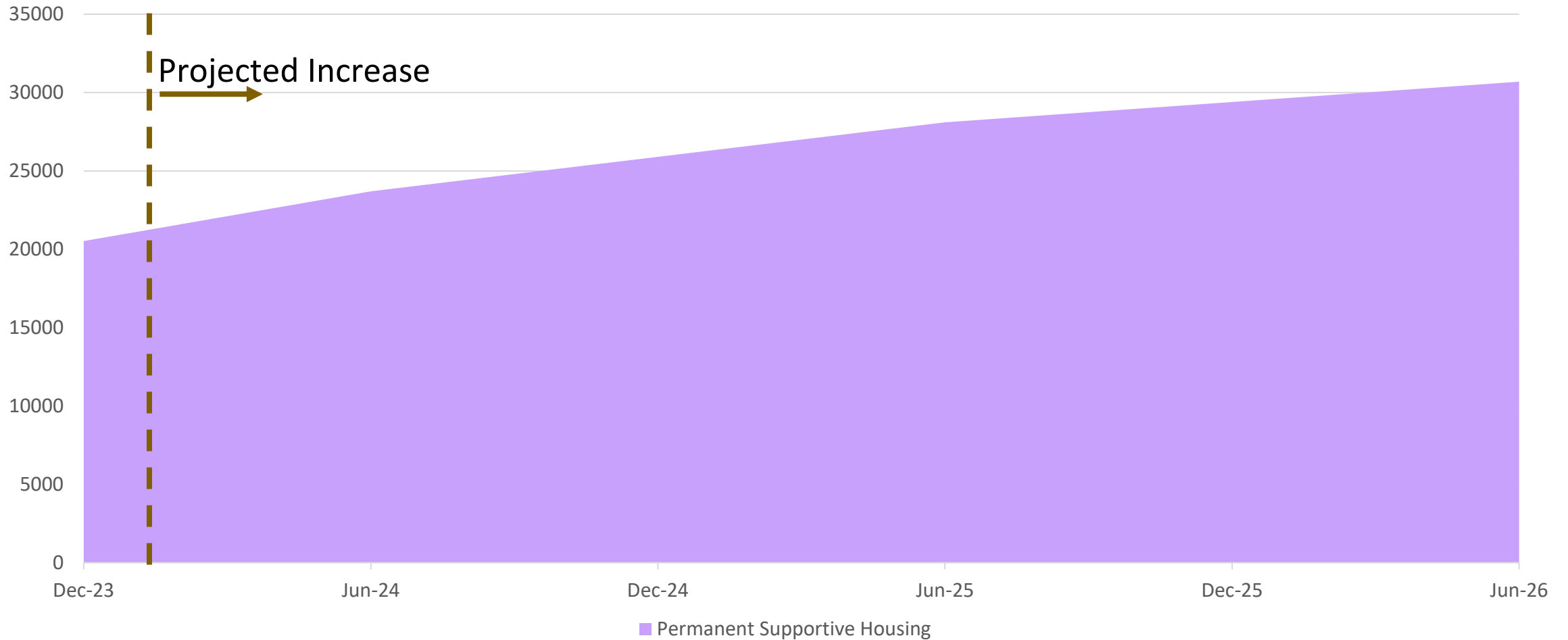
# ODR Jail-based Diversion Bed/Slot Expansion

## Based on Available Funding



# HFH Permanent Supportive Housing Expansion

## Based on Available Funding



# Housing for Health SagePointe in Wilmington

Opened October 2023

SagePointe is a new supportive housing community in LA's Wilmington neighborhood. It includes:

- **54 one-bedroom homes** for seniors (age 55+) who have experienced homelessness

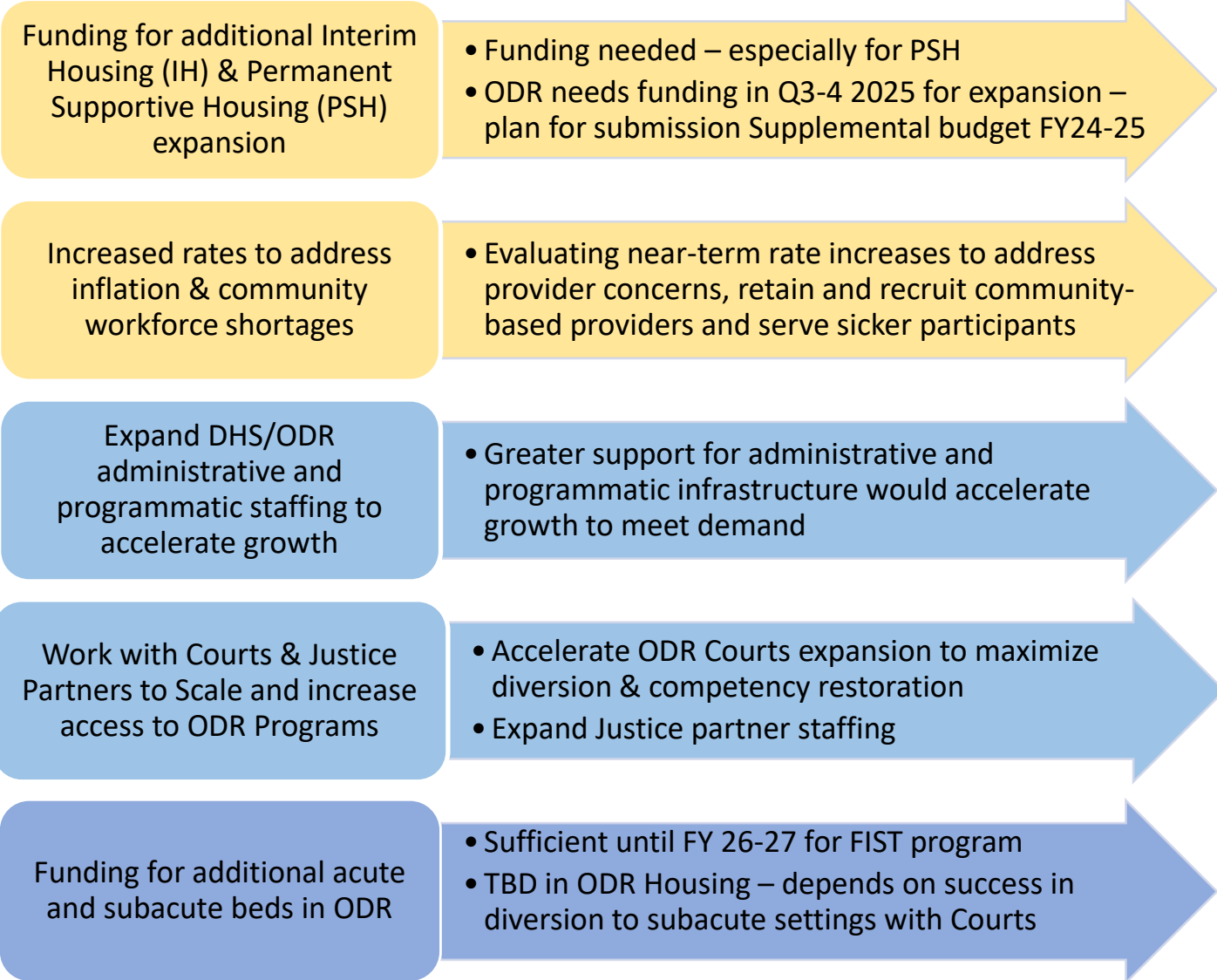
Linc Housing provides **comprehensive on-site services** for PSH clients, including:

- Intensive Case Management Services
- Mental and Physical Health Services
- Substance Use Counseling
- Employment Counseling and Placement
- Money Management
- Referrals to other services/resources

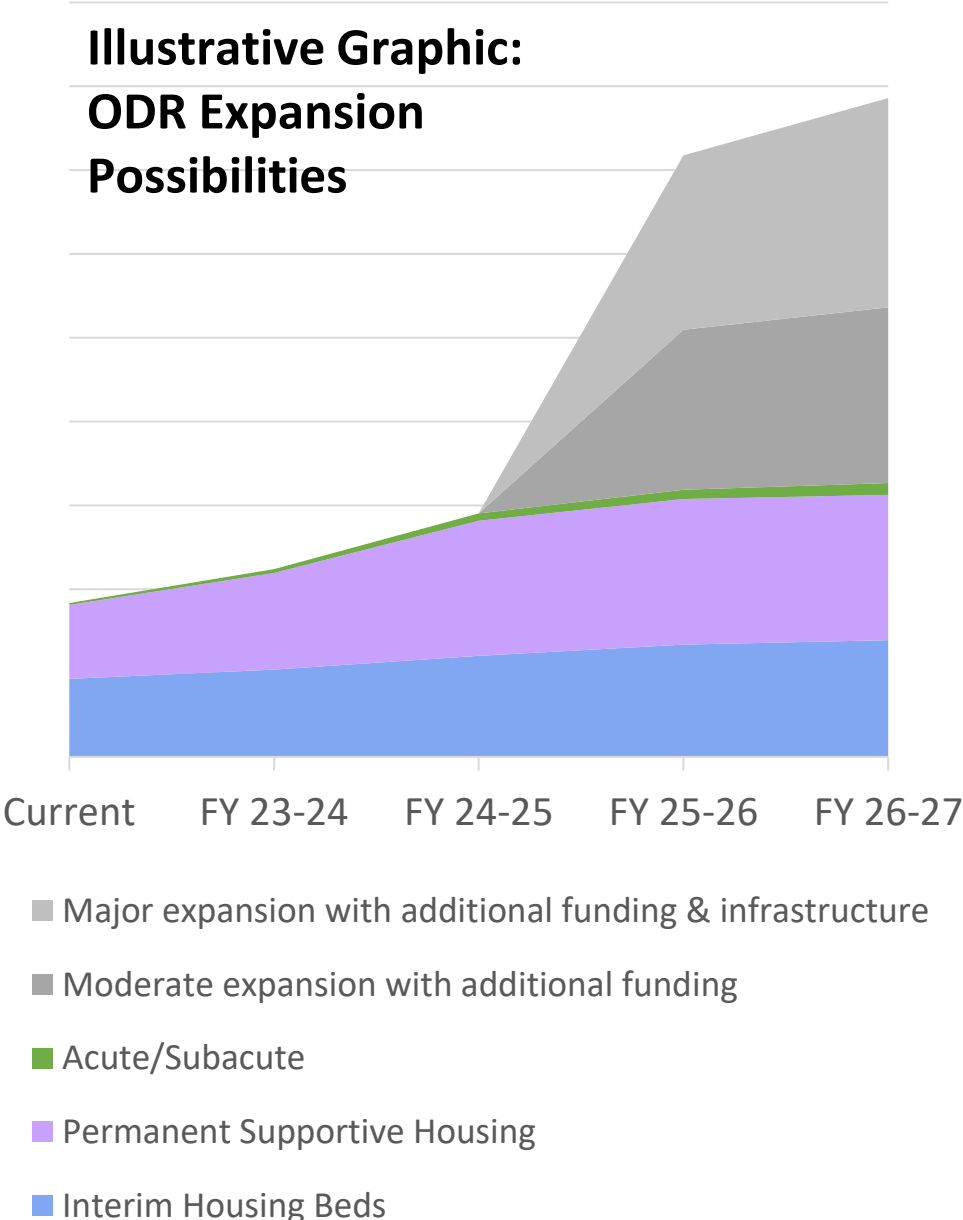




# Accelerating ramp up of ODR and HFH housing capacity would require additional investment



**Illustrative Graphic:  
ODR Expansion  
Possibilities**



# DHS Beds Funded by Homeless Initiative

## Homeless Initiative Bed Count "Overlay"



		Treatment Beds			Housing Beds		
		Crisis Receiving & Stabilization	Acute Inpatient/ Subacute		Licensed Residential Care	Interim Housing	Permanent Housing
		Up to 24 hours (licensed; except sobering center)	Hospital level care (licensed)		Residential "board and care" (licensed)	Shelter w/ supp. services (unlicensed)	Permanent housing with supportive services (unlicensed)
		Psychiatric Emergency Services	Acute Inpatient Psych	Sub-acute Beds	Enriched Residential Care	Stabilization Housing    Recuperative Care	Permanent Supportive Housing*
No. Beds	Current Existing	76	126 DHS 16 OV/ODR	28 ODR	217 HFH 343 ODR	1,335 HFH 1,772 ODR    335 HFH 12 ODR	1,044 (15,189) HFH 715 ODR
	Funded – In Development				0 HFH 0 ODR	109 HFH 566 ODR	0 (3,054) HFH 536 ODR
	Historical Rate per Bed per Day**	n/a (directly operated)	n/a (directly operated)	\$300-400	\$100-140	\$75-100 Stabilization \$150-200 Recuperative \$100-200 ODR	\$50-75
	Target Populations	• Individuals seeking (or on WIC involuntary hold for) an evaluation for acute psychiatric hospitalization	• Primarily FIST clients diverted from jail	• FIST clients diverted from jail	• Unhoused PEH with physical & behavioral health needs • Persons diverted from LA Co. Jail; Disability Applicants; Formerly Incarcerated	• Unhoused PEH with physical and behavioral health needs. • Persons diverted from LA Co. Jail • Persons diverted from LA Co. Jail	• Unhoused PEH with physical & behavioral health needs • Persons diverted from LA Co. Jail • Disability Applicants • Medi-Cal high utilizers • Formerly Incarcerated • PEH living with HIV/AIDS

High ← Acuity → Low

\* First number outside parentheses (e.g., 1,044 and 0) are Homeless Initiative funded Flexible Housing Subsidy Pool rental subsidies; numbers inside parentheses represent total PSH, including those funded by federal subsidies (i.e., there are 15,189 PSH slots with either FHSP or Federal subsidies, and an additional 3,054 units in development funded with federal subsidies). All 15,189 current and 3,054 future units receive Homeless Initiative funded Intensive Case Management Services through DHS Housing for Health.

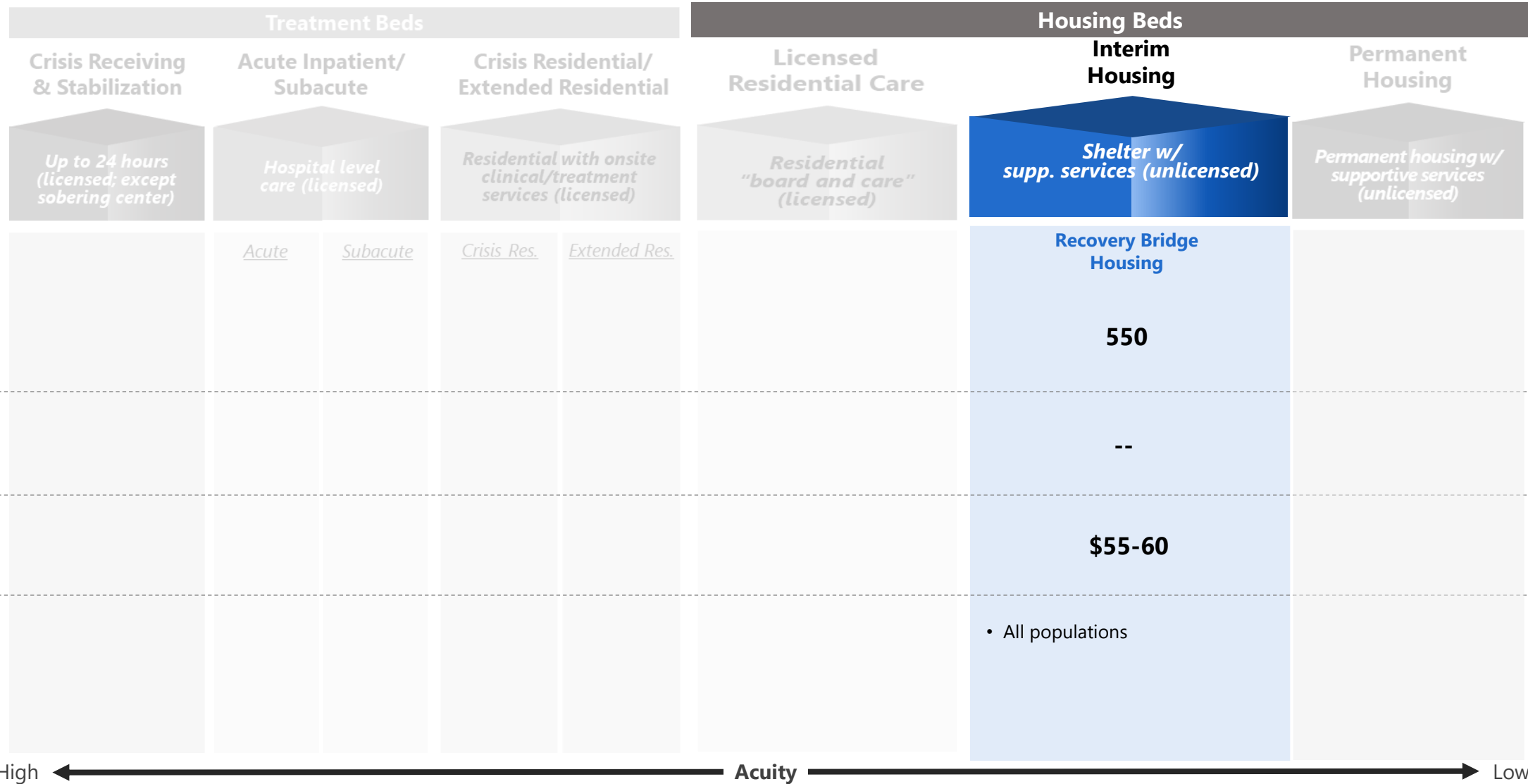
\*\* Cost estimates exclude administrative and overhead costs.

# DPH/SAPC Beds Funded by Homeless Initiative

## Homeless Initiative Bed Count "Overlay"

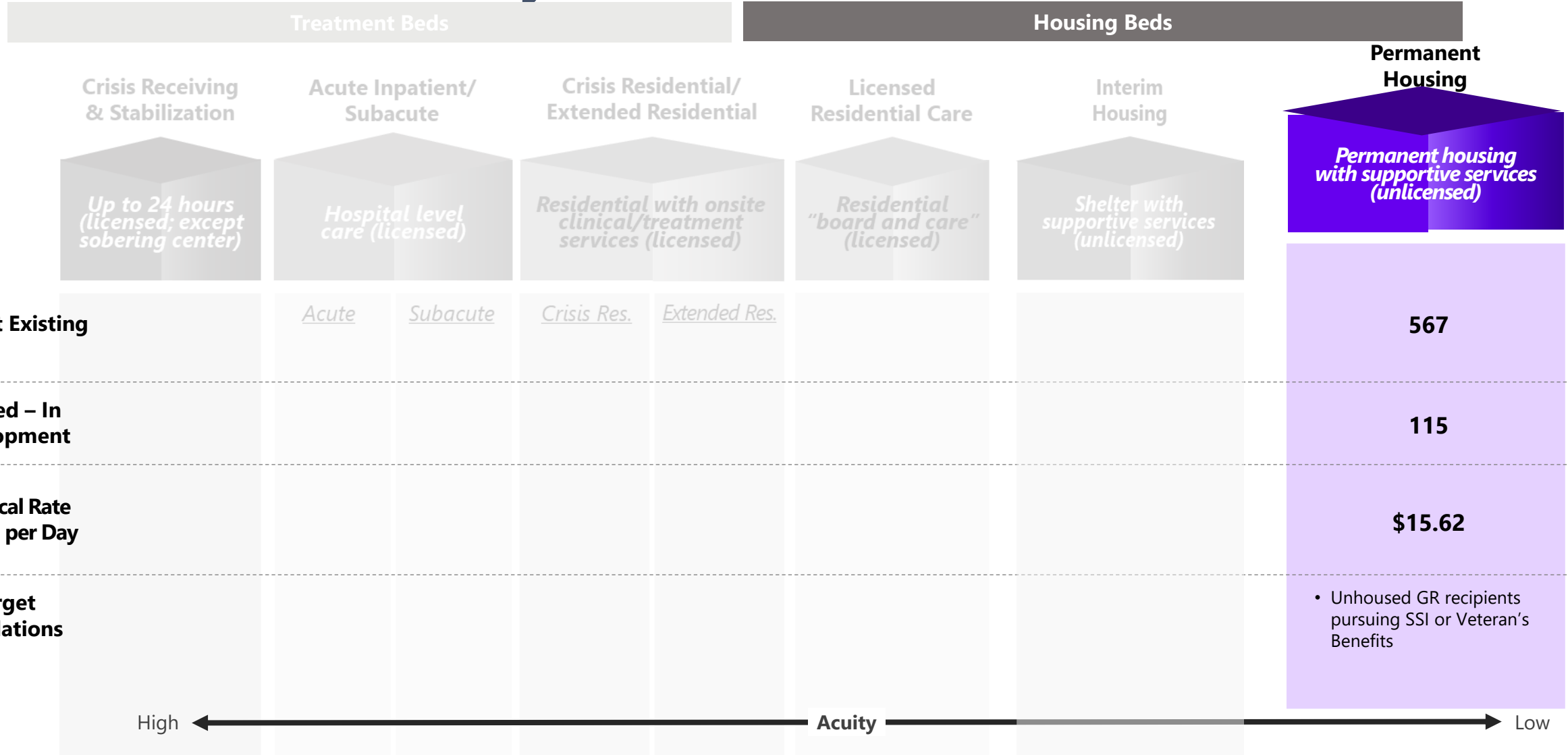


County of Los Angeles  
Homeless Initiative

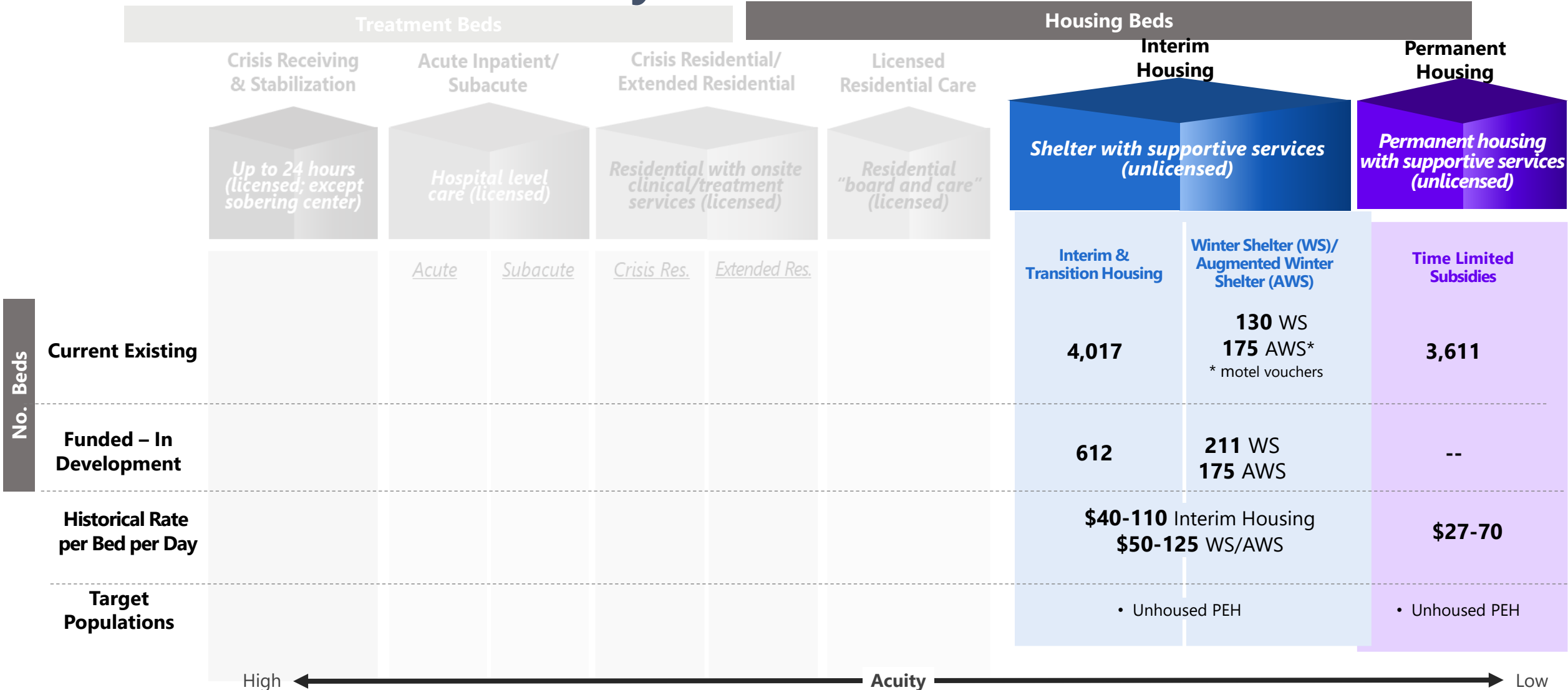




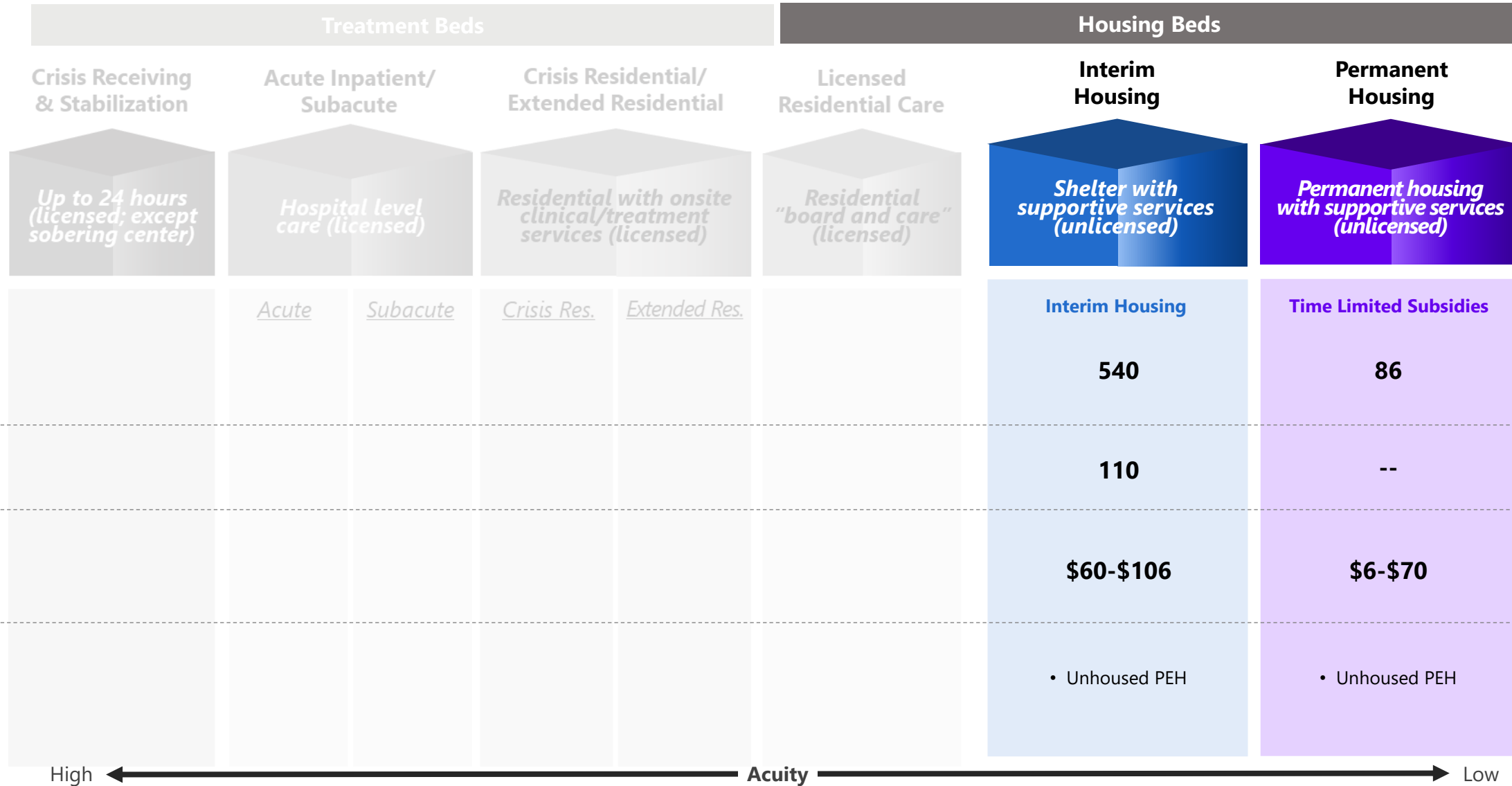
# DPSS Beds Funded by Homeless Initiative



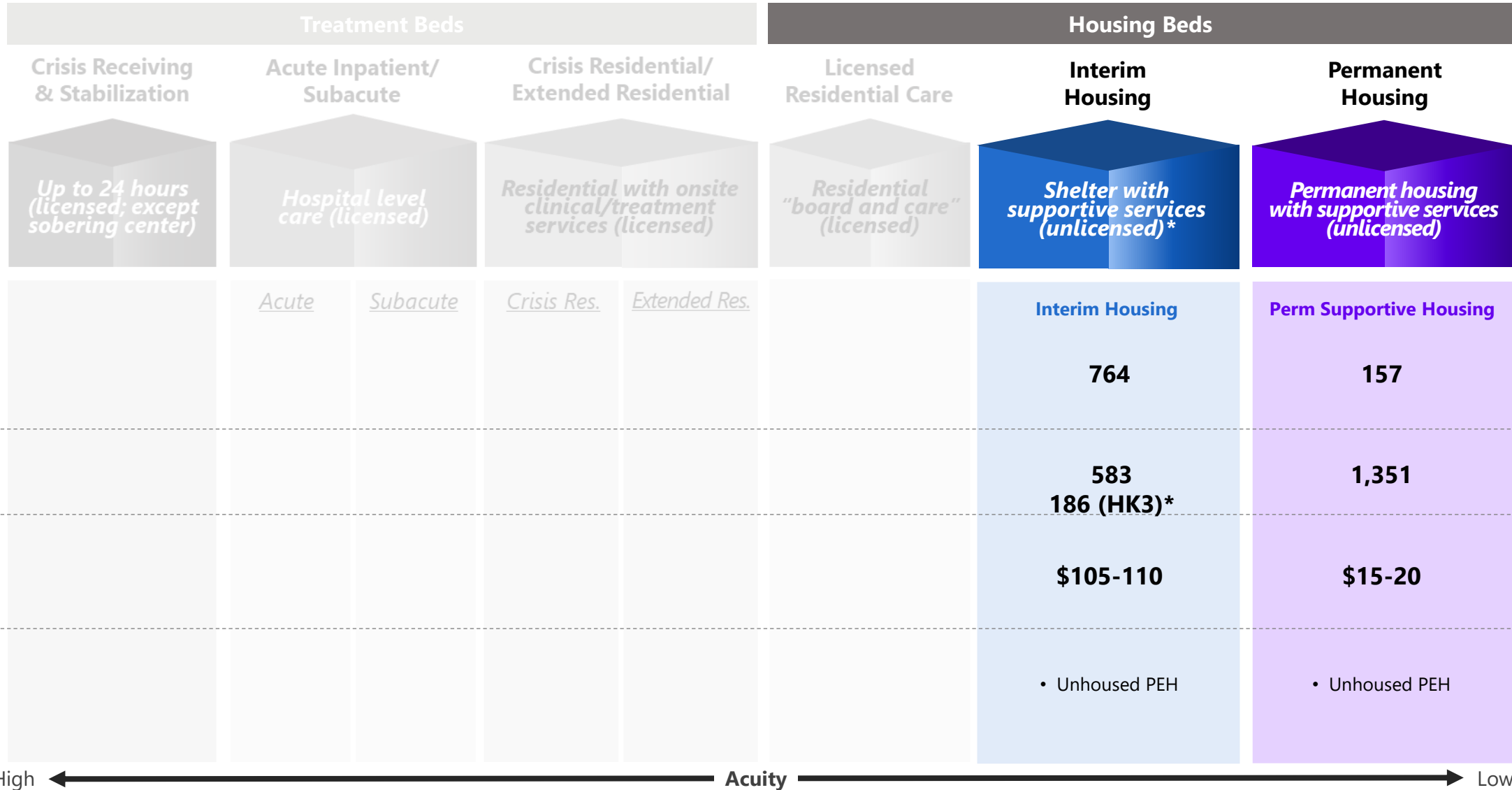
# LAHSA Beds Funded by Homeless Initiative



# Cities, Councils of Government, and Continuums of Care



# Project Homekey



\*These figures account for individual beds rather than total units. HK3 IH sites are by units. There are 1,567 existing and in-development units.

# Consolidated Homeless Initiative-Funded Beds

Current, In the Pipeline, and Costs/Funding



		Current Existing	Funded - In Development	Historical Rate per Bed per Day <sup>1</sup>	Funding Sources <sup>2</sup>	
Housing Beds	<b>Licensed Residential Care</b>	Individuals who need permanent housing plus around-the-clock non-medical care/supervision	217	0	\$100-140	Measure H, HHAP, HHIP
	<b>Interim Housing</b>	Individuals who need immediate housing, with varying levels of supportive services onsite	7,846	1,374	\$30-200	Measure H, HHAP, ARPA, NCC, HPI-HSF, Homekey
	<b>Permanent Housing</b>	Individuals who need permanent housing	19,610	4,520	\$6-75	Measure H, HHAP, Homekey
	<b>Total</b>		<b>27,673</b>	<b>5,890</b>	<b>\$6-200</b>	

<sup>1</sup> This does not include all County-funded services provided to clients placed in these beds (e.g., outpatient services for clients in housing).

<sup>2</sup> This is a representative but not exhaustive list of funding sources utilized.

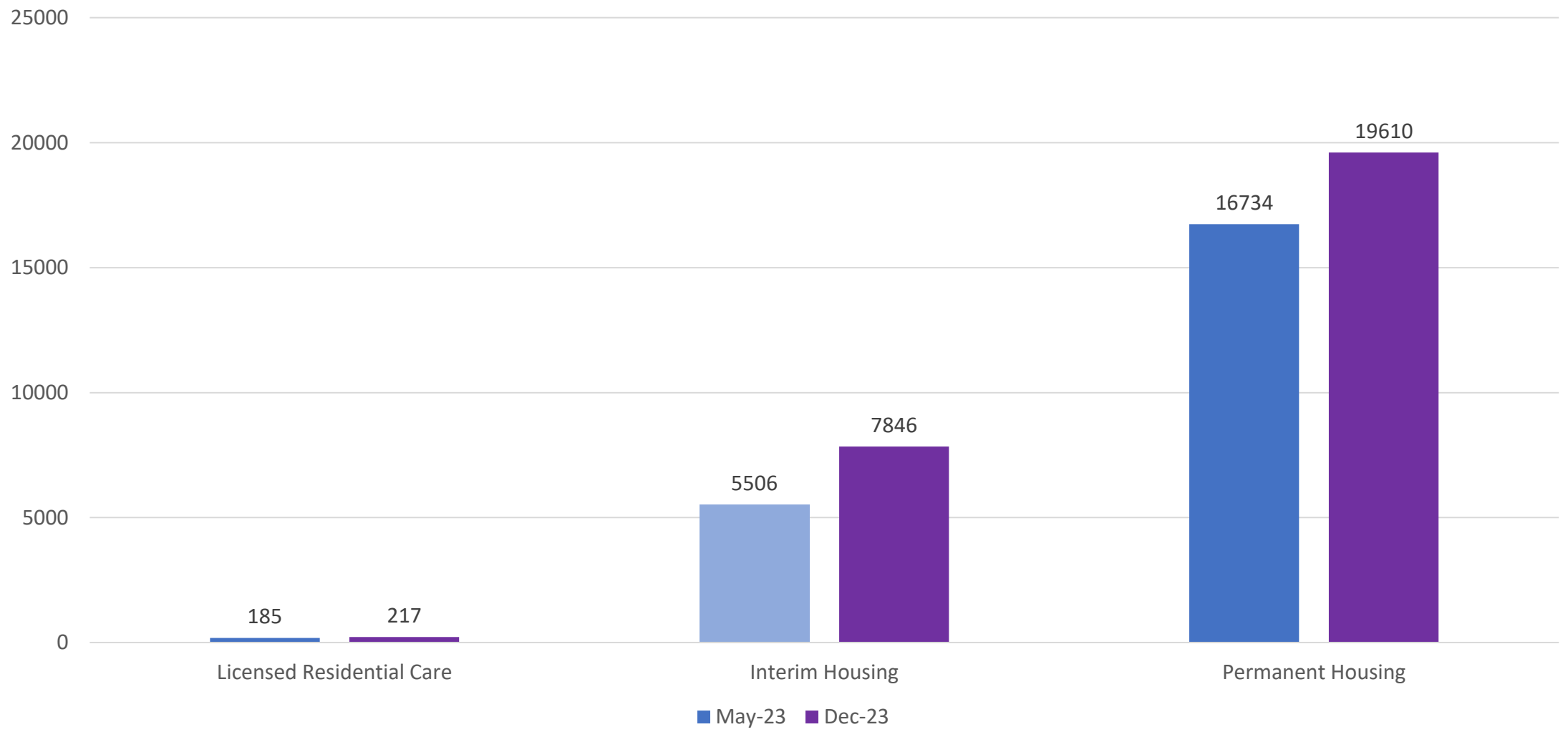
<sup>3</sup> Current existing number of interim housing beds does not include winter shelter beds and augmented winter shelter beds.

See Appendix at end for explanation of funding acronyms

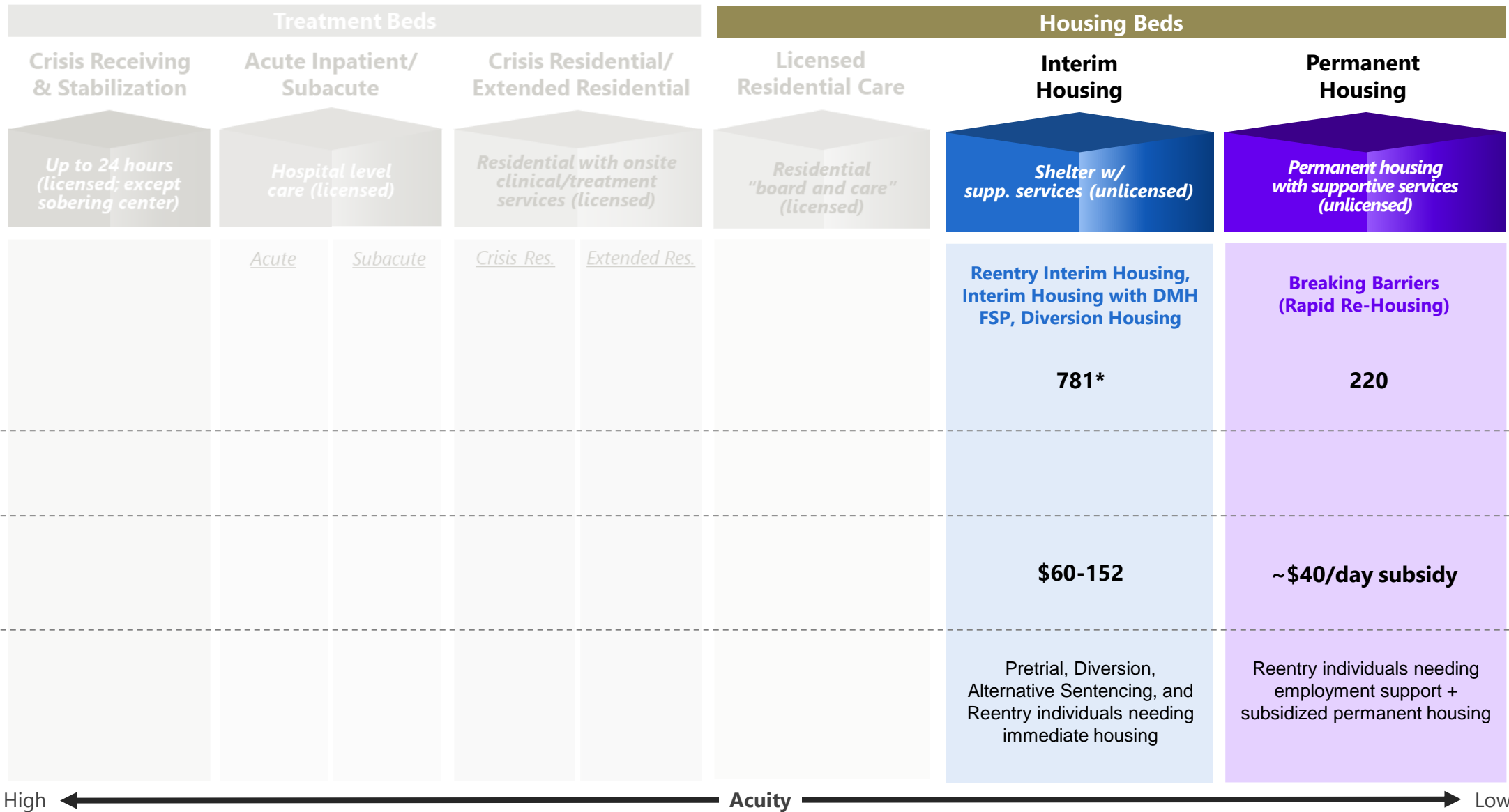
# Consolidated Homeless Initiative-Funded Beds



May 2023 Active Beds and December 2023 Active Beds



# Justice, Care and Opportunities



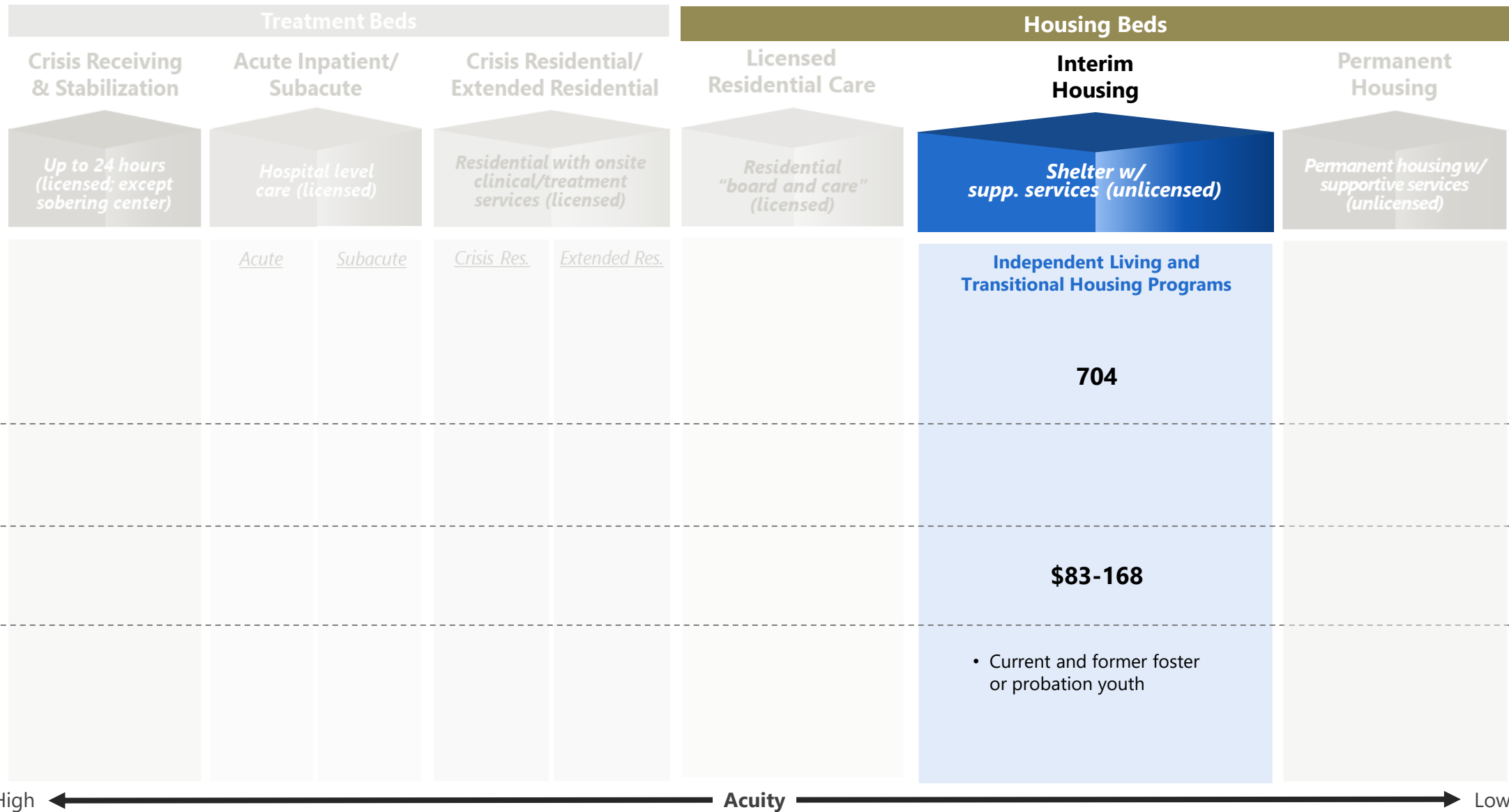
\* Includes 44 beds associated with two (2) Incubation Academy participants

# Probation

		Treatment Beds				Housing Beds			
		Crisis Receiving & Stabilization	Acute Inpatient/ Subacute		Crisis Residential/ Extended Residential	Licensed Residential Care	Interim Housing	Permanent Housing	
		Up to 24 hours (licensed; except sobering center)	Hospital level care (licensed)		Residential with onsite clinical/treatment services (licensed)	Residential "board and care" (licensed)	Shelter w/ supp. services (unlicensed)	Permanent housing w/ supportive services (unlicensed)	
			Acute	Subacute	Crisis Res.	Extended Res.	Skilled Nursing Facility, Board and Care	Transitional Housing, Sober Living Programs, Recuperative Care	
No. Beds	Current Existing						9	546	
	Funded – In Development								
	Historical Rate per Bed per Day						\$175-250	\$42-175	
	Target Populations						<ul style="list-style-type: none"> <li>Adults on AB109 probation supervision in need of licensed residential care services</li> </ul>	<ul style="list-style-type: none"> <li>Adults on AB109 probation supervision in need of interim housing with various levels of on-site supportive services</li> </ul>	
		High	← Acuity →				Low		



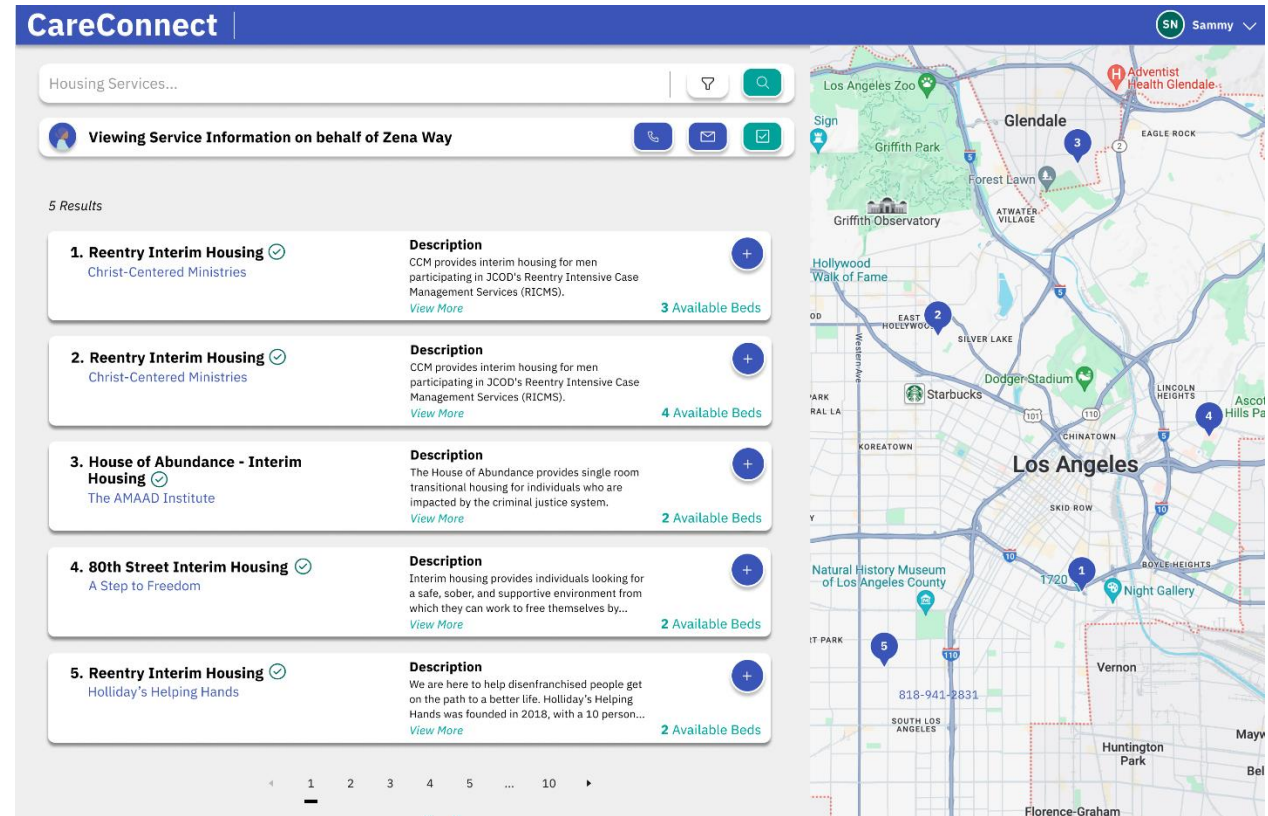
# DCFS (Housing Beds for Adult Clients)



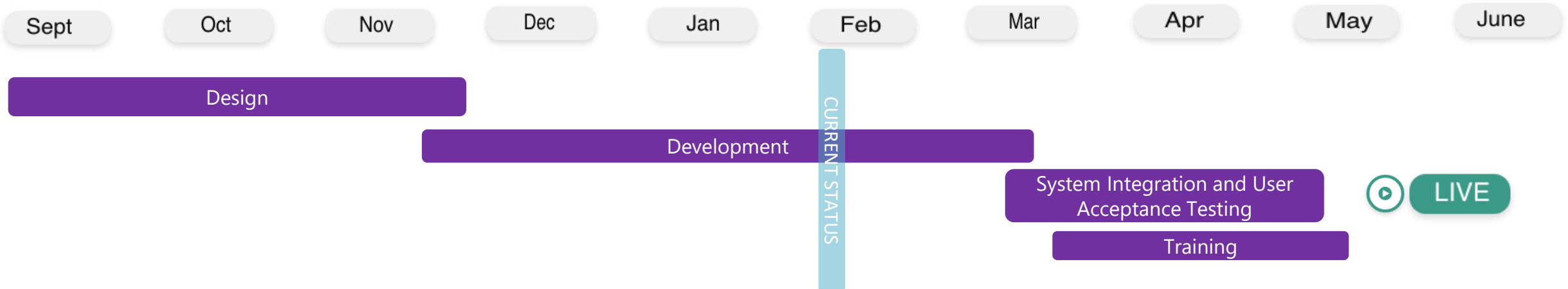
# JCOD's LA County CareConnect Services and Beds Availability and Navigator App

## LA County CareConnect will:

- Support initial screening for client needs
- Allow users to search for services and beds
- When appropriate, allow users to view availability of services and beds
- Help generate closed-loop referrals to reserve services and beds (for service providers and County departments that participate)
- Collect client data and obtain consent to share data necessary for closed-loop referrals



**The contract with the developer started in September 2023. CareConnect is scheduled to go live in May/June 2024.**



# Questions?



# Appendix: Acronyms Used In This Presentation

## Funding Acronyms

ACR	Alternative Crisis Response
ARPA	American Rescue Plan Act
CCE	Community Care Expansion
DHSP	Division of HIV and STD Programs
DMC	Drug Medi-Cal
DSH	Disproportionate Share Hospital payments
EPSP	Early Period Screening Detection
FFP	Federal Financial Participation
HDAP	Housing and Disability Advocacy Program
HHAP	Homeless Housing, Assistance and Prevention Grant
HHC	Housing and Homelessness Committee
HHIP	Housing and Homelessness Incentive Program
MC	Managed Care
MHSA	Mental Health Services Act
SABG	Substance Abuse Prevention and Treatment Block Grant
SAMHSA	Substance Abuse and Mental Health Services Administration
SGF	State General Fund

## Other Acronyms

ALOS	Average Length of Stay
FFS	Fee For Service
DTO	Danger to Others
DTS	Danger to Self
PHF	Psychiatric Health Facility
SD	Short Doyle
SMI	Severely Mentally Ill
TAY	Transitional Age Youth