

PLEASE CLICK ON THE COUNTY OF LOS ANGELES SEAL  
TO RETURN TO THIS PAGE

[CLICK HERE FOR THE CHIEF EXECUTIVE OFFICER'S REPORT DATED SEPTEMBER 8, 2023](#)

[CLICK HERE FOR THE CHIEF EXECUTIVE OFFICER'S REPORT DATED DECEMBER 1, 2025](#)



## Chief Executive Office.

### COUNTY OF LOS ANGELES

Kenneth Hahn Hall of Administration  
500 West Temple Street, Room 713, Los Angeles, CA 90012  
(213) 974-1101 ceo.lacounty.gov

#### CHIEF EXECUTIVE OFFICER

Fesia A. Davenport

September 8, 2023

To: Supervisor Janice Hahn, Chair  
Supervisor Hilda L. Solis  
Supervisor Holly J. Mitchell  
Supervisor Lindsey P. Horvath  
Supervisor Kathryn Barger

From: Fesia A. Davenport FAD  
Chief Executive Officer FAD (Sep 7, 2023 12:17 PDT)

### **REPORT ON IMMEDIATE ACTION FOR THE GROWING NUMBER OF LATINOS EXPERIENCING HOMELESSNESS (ITEM NO. 23, AGENDA OF OCTOBER 18, 2022)**

On October 18, 2022, the Board of Supervisors (Board) adopted a motion directing the Chief Executive Office (CEO) Anti-Racism, Diversity, and Inclusion (ARDI) Initiative to work in tandem with the Los Angeles Homeless Services Authority's (LAHSA) working group on Latino homelessness to assess how gaps in the County social service system can result in increased numbers of Latinos falling into homelessness and report back in 180 days. This includes:

1. Leveraging qualitative and quantitative data from the Department of Health Services' Housing for Health's Homeless Prevention Unit (HPU) to gain insights on the number of Latinos at risk of falling into homelessness and the success of HPU's intervention for Latinos.
2. Consulting with the CEO Homeless Initiative, LAHSA, the Los Angeles County Development Authority, and the County's Departments of Consumer and Business Affairs Office of Immigrant Affairs, Health Services, Mental Health, Public Social Services, Public Health, Children and Family Services, Aging and Disabilities, and Economic Opportunity, as well as representatives from Latino-serving non-profits, faith-based organizations, and Latinos with lived experience of homelessness to:
  - a. Identify gaps in the County's homeless services continuum for Latino residents.
  - b. Determine what barriers, including Indigenous language barriers, may prevent Latinos from accessing County mainstream services and collect best practices for effective engagement and successful outcomes.
  - c. Assess whether social services and housing programs managed by the County are equitably accessed by Latinos and whether outcomes for those services are equitable.



Each Supervisor  
September 8, 2023  
Page 2

3. Develop Countywide strategies and policy recommendations for reversing the trend of growing Latino homelessness, incorporating the recommendations from LAHSA's report back on the October 2021 motion to better serve immigrants and undocumented people experiencing homelessness, as well as best practices from the Black People Experiencing Homelessness Steering Committee efforts to further address racial disproportionality in homelessness.

Additionally, the Board authorized the CEO to retain a consultant and execute a contract to do the following:

1. Identify opportunities to improve the effectiveness of the County's social safety net to prevent homelessness broadly.
2. Assess how the County's safety net can reduce disparities and be responsive to changing trends in who becomes homeless.

This report contains the Report Back Narrative (Attachment I) and the slide deck from the May 26, 2023, Latinos Experiencing Homelessness Summit (Attachment II) detailing the data and preliminary findings. Attachment I provides an implementation roadmap and progress to date on the above-noted directives. The report covers:

1. Assessing the Root Causes of the Rise in Latinos Experiencing Homelessness
2. The Implementation Roadmap
3. Progress to Date
4. Next Steps

ARDI will submit the next Board update on this motion in 180 days.

Should you have any questions concerning this matter, please contact me or D'Artagnan Scorza, Ph.D., Executive Director of Racial Equity, at (213) 974-1761 or [dscorza@ceo.lacounty.gov](mailto:dscorza@ceo.lacounty.gov).

FAD:JMN:JFO  
DS:JN:es

#### Attachments

c: Executive Office, Board of Supervisors  
Aging and Disabilities  
Children and Family Services  
Consumer and Business Affairs  
Economic Opportunity  
Health Services  
Mental Health  
Public Health  
Public Social Services  
Los Angeles County Development Authority  
Los Angeles Homeless Services Authority

**REPORT ON IMMEDIATE ACTION FOR THE GROWING NUMBER OF LATINOS EXPERIENCING HOMELESSNESS (ITEM NO. 23, AGENDA OF OCTOBER 18, 2022)**

On October 18, 2022, the Board of Supervisors (Board) adopted a motion directing the Chief Executive Office's (CEO) Anti-Racism, Diversity, and Inclusion (ARDI) to work in tandem with the Los Angeles Homeless Services Authority's (LAHSA) working group on Latino homelessness to assess how gaps in the County social service system can result in increased numbers of Latinos falling into homelessness and report back in 180 days. This includes:

1. Leveraging qualitative and quantitative data from the Department of Health Services' Housing for Health's Homeless Prevention Unit (HPU) to gain insights on the number of Latinos at risk of falling into homelessness and the success of HPU's intervention for Latinos.
2. Consulting with the CEO Homeless Initiative (HI), the Los Angeles Homeless Services Authority (LAHSA), the Los Angeles County Development Authority, and the County's Departments of Consumer and Business Affairs Office of Immigrant Affairs, Health Services, Mental Health, Public Social Services, Public Health, Children and Family Services, Aging and Disabilities, and Economic Opportunity as well as representatives from Latino-serving non-profits, faith-based organizations, and Latinos with lived experience of homelessness to:
  - a. Identify gaps in the County's homeless services continuum for Latino residents.
  - b. Determine what barriers, including Indigenous language barriers, may prevent Latinos from accessing County mainstream services and collect best practices for effective engagement and successful outcomes.
  - c. Assess whether social services and housing programs managed by the County are equitably accessed by Latinos and whether outcomes for those services are equitable.
3. Develop Countywide strategies and policy recommendations for reversing the trend of growing Latino homelessness, incorporating the recommendations from LAHSA's report back on the October 2021 motion to better serve immigrants and undocumented people experiencing homelessness (PEH) as well as best practices from the Black People Experiencing Homelessness (BPEH) Steering Committee efforts to further address racial disproportionality in homelessness.

4. Additionally, the Board authorized CEO to retain a consultant and execute a contract to do the following:
- a. Identify opportunities to improve the effectiveness of the County’s social safety net to prevent homelessness broadly.
  - b. Assess how the County’s safety net can reduce disparities and be responsive to changing trends in who becomes homeless.

This report back provides an update on the above-noted directives, including progress made on the following areas:

- 1) Assessing the Root Causes of the Rise in Latinos Experiencing Homelessness
- 2) The Implementation Roadmap
- 3) Progress to Date
- 4) Next Steps

### **Assessing the Root Causes in the Rise of Latinos Experiencing Homelessness**

In partnership with the Chief Information Office, ARDI analyzed recent data to understand the rise in homelessness for Latino/a/x communities at both the local and national levels. There are numerous drivers contributing to the rise in homelessness that have impacted Latino/a/x communities prior to 2019. After increasing by roughly 26 percent between 2018 and 2020, the Los Angeles Homeless Services Authority’s Point in Time Homeless Count for the Los Angeles Greater Continuum of Care rose by only 4.1 percent between 2020 and 2022. According to Dr. Melissa Chinchilla, Health Services Researcher with the VA Greater Los Angeles (GLA) HSR&D Center of Innovation (COIN): Center for the Study of Healthcare Innovation, Implementation, and Policy, and an Associate Investigator with the VA Rehabilitation Research and Development (RR&D) Center on Enhancing Community Integration for Homeless Veterans (THRIVE), in her January 2023 research brief entitled, “Increasing Latino Homelessness-What’s Happening, Why, and What to do about it,” it was noted that various factors including poverty, lack of affordable housing, and the need for stronger tenant rights impacts Latino/a/x communities ability to thrive. Additionally, the study identified specific factors inhibiting access to resources for Latino/a/x communities including, but not limited to:

- 1) Eligibility requirements based on citizenship status;
- 2) The lack of language accessible materials, documents, and multi-lingual personnel; and

- 3) The lack of cultural competency, representation, cross-sector trainings and coordination between immigration legal aid organizations and homeless service providers in the homeless services delivery system.

Researchers examining increases in Latino/Hispanic homelessness note that the problem is a nationwide phenomenon: From 2020 to 2022, the Latino/Hispanic homeless population change outpaced the overall homeless population change measured in the Point-In-Time (PIT) counts of all ten of the nation’s largest Continuums of Care (CoCs)<sup>1</sup>. One overarching factor that could have contributed to this increase is federal immigration policy. Although Los Angeles County took a position opposing the aggressive posture the federal government adopted towards undocumented migration to the United States between 2018 and 2020, the Immigration and Customs Enforcement bureau (ICE) within the Department of Homeland Security (DHS) carried out raids in Los Angeles County that overwhelmingly targeted undocumented persons from Latin America, Central America, and South America.

In addition, the definition of and policy regarding “public charge” (which causes access to public benefits to disqualify immigrants from obtaining citizenship) became more expansive and punitive during the same period. These policies may have impacted employment and housing markets, as well as dissuading members of mixed-immigration-status households and even legal immigrants from accessing mainstream public services that could prevent or address housing instability. While the policy behind the raids and the public charge definition were reversed in 2021, it is likely that experience among targeted subpopulations is having ongoing effects that may be relevant to rising Latino/Hispanic homelessness.

Furthermore, Los Angeles County’s homelessness crisis, and California’s affordable housing crisis more generally, is driven in no small measure by real estate market valuation increases, which have continued uninterrupted since 2013. Such increases inflate demand for rental units and, in turn, push housing costs ever further out of alignment with wages and earnings. This is a general phenomenon and not one specific to Latino/Hispanic families and individuals. However, Latino/Hispanic households are disproportionately likely to experience poverty and to be affected by weak tenants’ rights<sup>2</sup>.

---

<sup>1</sup> Chinchilla, Moses, and Visotzky, 2023

<sup>2</sup> Chinchilla, Moses, and Visotzky, 2023

Based on the data available, Latino/Hispanic enrollees represented a greater proportion of homelessness-prevention service enrollments than of any other type of system enrollment. The economic factors that contribute to increased housing instability for Latino/Hispanic residents may overlap with other factors, including the effects of immigration policy discussed above.

### *The Impacts of the Pandemic*

The onset of COVID-19 exacerbated housing instability for many Los Angeles County residents and likely led to a spike in Latino/a/x homelessness. Although the increase in Latino/Hispanic homelessness began to take shape between 2018 and 2019, the most dramatic spike in homelessness for this demographic took place in the two years after the onset of COVID-19. The pandemic, as the above-cited brief emphasized, is not the originating cause of the growth in Latino/Hispanic homelessness observed in PIT count results, but the inference that the pandemic intensified this growth is clear. An interrupted time series analysis could shed light on how COVID-19 adversely impacted housing stability among Latino/Hispanic people.

From the 2020 to 2022 PIT count, the number of Latino/Hispanic persons included in LAHSA's tally expanded by 25.8 percent, whereas those in the count not identified as Latino/Hispanic declined by 11.2 percent. By extension, the non-Latino/Hispanic unsheltered subset shrank by 16.2 percent over this time while the unsheltered subset of the Latino/Hispanic segment increased by 27.2 percent. The differential effects of the pandemic undoubtedly added weight to factors creating the housing stability difficulties affecting persons who are both poor and Latino/Hispanic, but the PIT count data difficulties materialized well before the start of the public health emergency in March 2020.

While the differing effects of the pandemic undoubtedly increased housing instability, residents living in neighborhoods of concentrated disadvantage were especially affected. Given the rise in the number of Latinos living in concentrated poverty, we saw a similar rise in homelessness throughout this population. To identify additional factors contributing to the rise in Latinos experiencing homelessness, ARDI engaged with departments and entities such as LAHSA, Department of Public Health – Substance Abuse Prevention and Control, Department of Health Services-Housing for Health program, and Chief Executive Office's Chief Information Office and requested relevant data to respond to the Board's directives. Data gathered from these

partners and presented at the ARDI hosted Latinos Experiencing Homelessness May 26, 2023, Summit demonstrated that:

- 1) Latino/a/x communities experiencing homelessness increased by 26% since 2020.
- 2) Latino/a/x who are experiencing homelessness are also experiencing an increase in physical and developmental disabilities along with a rise in mental illness.
- 3) Latino/a/x people experiencing homelessness lack access to interim housing and affordable permanent housing.

### *Growing Need for Substance Use Treatment*

Based on data presented at the Latinos Experiencing Homelessness May 26, 2023, Summit by the Department of Public Health Substance Abuse Prevention and Control (SAPC) unit, Latino/a/x people experiencing homelessness saw a marked rise in the need for services. Key findings from the data showed that:

- 1) The number of Latinx homeless patients served at specialty SUD treatment programs in Los Angeles County increased by 23% from 4,870 in FY 18-19 to 6,078 in FY 21-22.
- 2) The proportion of Latinx patients experiencing homelessness also increased, rising from 45% in FY 18-19 to 53% in FY 21-22.
- 3) Homeless Latino/a/x clients were more likely to face greater social risk factors (unemployment, mental health issues, criminal justice involved).

### **The Implementation Roadmap**

In response to the Board's motion, ARDI developed an implementation roadmap, detailed in figure and tables below, identifying key steps to meet the Board's directives. The roadmap includes both current and upcoming activities including efforts to strengthen community engagement and data gathering from departments and partners, to identify and contract with a consultant to conduct a landscape analysis, host a Latinos Experiencing Homelessness (LEH) Summit, develop recommendations, and launch workgroups to refine and implement recommendations.



Step 1: This step included a review of key documents and a review of data requests with key partners such as CEO-HI, LAHSA, CEO-Chief Information Office, DHS-Housing for Health, and DPH. This step will continue throughout the remaining steps of the roadmap.

Step 2: Identified and secured a consultant to conduct a landscape analysis identifying gaps in the County’s homeless service continuum as well as barriers to accessing County mainstream prevention services.

Step 3: Hosted a kick-off Summit to better understand the data informing Latino/a/x communities experiencing homelessness and engage partners in the field to identify possible solutions. The Summit also gathered many of the departments identified in the Board motion.

Step 4: Develop and co-lead with LAHSA a multi-agency workgroup to coordinate efforts and inform design of listening sessions across the County to incorporate the voices of Latino/a/x with lived experience, local partners to lift up additional barriers and challenges to Latino/a/x in accessing mainstream prevention services as well as the homeless services system.

Step 5: Produce a landscape analysis to inform the recommendations and response to the Board’s directives to mitigate the rise in Latino/a/x homelessness.

Step 6: Develop and coordinate interagency workgroups, workplans, and track implementation.

The tables below outline the key activities aligned with the implementation roadmap and the Directives outlined in the Board Motion.

Table 1.

Directive	
1. Leveraging qualitative and quantitative data from the Department of Health Services' Housing for Health's Homeless Prevention Unit (HPU) to gain insights on the number of Latinos at risk of falling into homelessness and the success of HPU's intervention for Latinos.	
Key Activities	Timeline
Gather existing Housing for Health's Homeless Prevention Unit (HPU) data (both quantitative and qualitative).	August 2023
Convene departments throughout the County and LAHSA to assess what data are currently available and which data are missing and/or lack data quality.	September 2023
Conduct listening sessions to collect data (via feedback) to inform the development of data metrics and indicators as well as recommendations for improving prevention strategies for LPEH.	October 2023
Perform an assessment on current interventions to identify both strengths and challenges of each, including interviews and/or focus groups.	October 2023
Conduct crosswalk of metrics with other CEO-HI metrics developed for other initiatives including Black People Experiencing Homelessness.	November 2023
Analyze data and develop a report on findings from assessment of programs/services and develop a set of recommendations.	December 2023

Directive
2. Consulting with the CEO Homeless Initiative (HI), the Los Angeles Homeless Services Authority (LAHSA), the Los Angeles County Development Authority, and the County's Department of Consumer and Business Affairs Office of Immigrant Affairs, Health Services, Mental Health, Public Social Services, Public Health, Children and Family Services, Aging and Disabilities, and Economic Opportunity as well as representatives from Latino-serving non-profits, faith-based organizations, and Latinos with lived experience of homelessness to: <ol style="list-style-type: none"> <li>a. Identify gaps in the County's homeless services continuum for Latino residents.</li> </ol>

<p>b. Determine what barriers, including Indigenous language barriers, may prevent Latinos from accessing County mainstream services and collect best practices for effective engagement and successful outcomes.</p> <p>c. Assess whether social services and housing programs managed by the County are equitably accessed by Latinos and whether outcomes for those services are equitable.</p>	
Key Activities	Timeline
Identify themes from May 26, 2023, Summit table dialogues to inform listening sessions, interview questions, and assessments.	June 2023
Convene multi-agency workgroup to coordinate and provide guidance on activities (e.g. listening sessions) across systems.	July 2023
Develop framework for listening sessions and identification of additional partners to interview to support with listening session development.	August 2023
Host listening sessions with community-based organization (CBO) providers, advocates, and people with lived experience.	September 2023
Conduct key informant interviews.	September 2023
Convene Departmental stakeholders with multi-agency workgroup to identify gaps, barriers, and accessibility concerns for Latinos based off data collected from listening sessions, interviews, and assessments.	October 2023

Directive	
<p>3. Develop Countywide strategies and policy recommendations for reversing the trend of growing Latino homelessness, incorporating the recommendations from LAHSA’s report back on the October 2021 motion to better serve immigrants and undocumented PEH as well as best practices from the Black People Experiencing Homelessness (BPEH) Steering Committee efforts to further address racial disproportionality in homelessness.</p>	
Key Activities	Timeline
Coordinate workgroup to develop recommendations based on data collected and analyzed across Directive 1 and 2.	October 2023
Incorporate findings from BPEH and immigrant and undocumented PEH reports identify alignment across multiple initiatives.	November 2023
Develop a report with recommendations.	December 2023
Re-engage workgroup on development of workplans for recommendation and development of outreach plan for dissemination of brief.	February 2024

Directive	
<p>4. Additionally, the Board directed Anti-Racism, Diversity, and Inclusion (ARDI) initiative to retain a consultant and execute a contract to do the following:</p> <ol style="list-style-type: none"> <li>1. Identify opportunities to improve the effectiveness of the County’s social safety net to prevent homelessness broadly.</li> <li>2. Assess how the County’s safety net can reduce disparities and be responsive to changing trends in who becomes homeless.</li> </ol>	
Key Activities	Timeline
Secure philanthropic funds to implement roadmap through support from Center for Strategic Partnership.	March 2023
Develop a scope of work outlining tasks to implement roadmap.	April 2023
Identify and secure consultant with Center for Strategic Partnership.	May 2023
Coordinate with LAHSA and workgroup to align and maximize consultant activities across efforts.	July 2023

**Progress to Date**

To achieve the Board’s directives, ARDI partnered with the California Community Foundation (CCF) and the Center for Strategic Partnership, the ARDI team contracted with ASG Consulting to assist with the development of a landscape analysis and to provide support with community engagement, outreach and additional listening. Beginning with listening sessions and a landscape analysis will enable us to understand the root causes around this issue and support in identifying key County safety net programs to examine barriers in accessing services for Latino/a/x. Additionally, the listening sessions will provide the opportunity to engage people with lived experience in the process of fact finding to ground truth and strengthen our potential solutions.

The landscape analysis will include efforts to incorporate racial equity data across the homeless service systems, engagements with key departments in identifying gaps in services, and reviewing and incorporating, where appropriate, lessons learned from the Black People Experiencing Homelessness (BPEH) implementation efforts and immigrant and undocumented people experiencing homelessness. For example, we will continue to build our relationships with key departments through our engagements with Black people experiencing homelessness.

## Latinos Experiencing Homelessness Summit

The Latinos Experiencing Homelessness Summit was held on May 26, 2023. Co-hosted by CCF, ARDI and LAHSA, the summit welcomed approximately 300 participants who attended both in-person and virtually. The purpose of the Summit was to invite community stakeholders to inform the roadmap detailed above and to gather input on the root causes of the rise in Latinos experiencing homelessness. The Summit elevated data on Latinos experiencing homelessness and identified focus areas and potential solutions to remove barriers for Latino/a/x communities who need to access preventative and homeless services. One of the highlights of the Summit was a data presentation by LAHSA and County partners that highlighted the state of homelessness for Latino/a/x communities and posed additional research opportunities in better understanding barriers to accessing services. A link to the [slide deck](#) and Summit [recording](#) was made available to participants.

One of the unique presentations from the Latinos Experiencing Homelessness [May 26, 2023, Summit](#) was from the Department of Medical Examiner case data in conjunction with Department of Public Health and County information hub linkages. The data showed that 886 out of the total 2,126 homeless decedents since 2017 had no service history. Examining the distribution of race/ethnicity within service history categories, we see that 48% of Latino/a/x decedents had no service history compared to 27% for White. This data articulates that there are Latino/a/x homeless populations that may have never touched our homeless service system and possibly key preventive service systems too. Additional research on this finding will support improving how to reach and serve Latino/a/x that are most vulnerable to fall into homelessness.

High-level learnings from the Summit included:

- 1) The rise in Latino/a/x populations had begun prior to 2019 and the pandemic may have exacerbated the increase.
- 2) Improved access to prevention services may help mitigate the rise in Latino/a/x homelessness.
- 3) Further research and analysis are needed to deepen our understanding of the barriers facing Latino/a/x populations in accessing services prior to becoming homeless as well as once within the homeless service system.
- 4) A collaborative approach, building off learnings from concurrent efforts (Black people experiencing homelessness; immigrant), is necessary to truly move the needle in ending homelessness for all.

Some of the key barriers and solutions identified during the Summit are noted below.

Example of Barriers Identified	Examples of Recommendations Developed
<ul style="list-style-type: none"><li>• Poverty and affordable housing availability are key drivers in Latino/a/x populations falling into homelessness</li><li>• Language access and cultural competency in both preventive and homeless services systems</li><li>• Lack of trust with government; particularly after the Trump-era ICE raids</li><li>• Immigration status as barrier to navigating system; difficulty in obtaining necessary documents</li></ul>	<ul style="list-style-type: none"><li>• Representation and inclusion of Latino/a/x and Black leaders, particularly with lived experience, in homelessness service coordination spaces</li><li>• Inclusion of local context and experiences in homeless services delivery program design</li><li>• Increased information sharing of existing available resources for homeless population at varying immigration status</li><li>• Improve investment in research and data collection around homelessness</li></ul>

As ARDI works to conduct a thorough landscape analysis, we continue to partner with relevant departments and community stakeholders to explore additional questions to examine in services and the continuum of care. The preliminary data does reinforce the need for additional coordination and alignment across departments to better understand the challenges facing Latinos experiencing homelessness and the gaps in utilization of County services.

The ARDI team has engaged and collaborated with CEO-HI and LAHSA to further meet the Board’s directives. With the County emergency declaration on homelessness, we have worked with HI to infuse equity-centered questions and guidance in the County’s recruitment, hiring, procurement, and contracting processes. This will enable us to identify efforts underway and assess services being provided during the emergency declaration implementation period.

As directed in the Board motion, ARDI has engaged with LAHSA to support their efforts and the development of an internal workgroup and the launch of a committee on Diversity, Equity and

Inclusion (DEI). One immediate coordination effort will include the planning and implementation of listening session across the County beginning in September 2023.

Finally, ARDI has created a cross-agency coordination team for Latinos Experiencing Homelessness with HI, LAHSA, and the City of Los Angeles to maximize communication and alignment. This coordination workgroup is prioritizing alignment across our various efforts and is developing a coordinated workplan.

### **Next Steps**

This report back details initial progress to achieve the Board's directive and facilitate an initial analysis of Latinos experiencing homelessness. Through the data presented at the May 26, 2023, Summit, we found that the rise of Latinos experiencing homelessness was not just from the onset of the Covid-19 pandemic but has occurred since 2018. The Summit also reinforced the finding that there are common drivers leading to an increase in homelessness such as poverty and the lack of affordable housing that affect many homelessness communities as well as some unique barriers to Latinos that need additional research and analysis.

The steps and upcoming action items outlined in this report back will assist in keeping the work on task and in alignment with the Board directives outlined in the Board Motion. Additionally, we will continue to engage external partners, service providers, and people with lived experience to ensure our process and results are validated for accuracy.

Finally, the culmination of the listening sessions along with the continued data analysis and coordination amongst County departments will result in initial policy solutions that can ultimately improve the County's social safety net services as well as reverse the trend of Latino people experiencing homelessness across the County. We will report back in 180 days on the progress after the Listening Sessions conclude.



Chief  
Executive  
Office.

We will be starting shortly.

Latinos Experiencing Homelessness

Summit

May 26<sup>th</sup> 2023



County of Los Angeles  
Anti-Racism,  
Diversity,  
& Inclusion

CREATING AN LA COUNTY  
WHERE WE ALL THRIVE



Chief  
Executive  
Office.

# Latinos Experiencing Homelessness Summit May 26<sup>th</sup> 2023



County of Los Angeles  
Anti-Racism,  
Diversity,  
& Inclusion

CREATING AN LA COUNTY  
WHERE WE ALL THRIVE

# NOTICE

## NOTICE OF FILMING AND PHOTOGRAPHY

**Photographers and/or news media may be present at this event.**

By participating and being present during the event, you give the County of Los Angeles the right to use photographs and/or video/audio recording taken of you during the event for educational or promotional purposes and for sharing with external news media.

If you do not wish to appear in photographs or be recorded, please contact an event administrator.



# AVISO

## AVISO DE FILMACIÓN Y FOTOGRAFÍA

**Fotógrafos y/o medios de comunicación pueden estar presentes en este evento.**

Al participar y estar presente durante el evento, usted le da al Condado de Los Ángeles el derecho de usar fotografías o grabaciones de video / audio tomadas de usted durante el evento con fines educativos o promocionales y para compartir con medios de comunicación externos.

Si no desea aparecer en fotografías o ser grabado, póngase en contacto con un administrador del evento.





Chief  
Executive  
Office.

# Latinos Experiencing Homelessness Summit May 26<sup>th</sup> 2023



County of Los Angeles  
Anti-Racism,  
Diversity,  
& Inclusion

CREATING AN LA COUNTY  
WHERE WE ALL THRIVE



# Land Acknowledgement

# WELCOME



# OVERVIEW



# AGENDA

Greeting and Land Acknowledgement

Welcome Message

Overview of Day

Keynote Message: Stemming The Rise of Latino Homelessness

Morning Panel: Understanding Latinos experiencing Homelessness through data

Table Dialogues #1

Lunch

Afternoon Panel: Understanding the data and identifying solutions

Table Dialogues #2


Next Steps

Final Thoughts



# WHAT IS THE ANTI-RACISM, DIVERSITY AND INCLUSION (ARDI) INITIATIVE





# ANTI-RACISM, DIVERSITY, & INCLUSION (ARDI) INITIATIVE



In July 2020, the Board of Supervisors passed a motion that created the Board's Eighth-Board directed priority known as the Anti-racism, Diversity, & Inclusion (ARDI) Initiative. The Board's motion boldly articulated an anti-racist agenda that will guide, govern, and increase the County's ongoing commitment to fighting racism in all its dimensions.

# Understanding Structural Racism: Definitions

Together, these three pillars - institutional, spatial, and relational - form the **essential structural foundations** by which racism of the past and present operates to **systematically produce gaps in life outcomes**.



## Institutional

Public and private organizations structure the social environment.

## Relational

Social interactions and networks are largely spatialized and racialized.



## Spatial

How people and things are spread across space; how those spatial arrangements came to be. The effects that places have on people who reside there.

- **Structural racism operates in reinforcing ways** - institutional decisions shape the spatial environment, which, in turn, shapes the formation of social networks.
- This, then, influences role occupancy and **decision-making** within institutions.
- **The processes** by which these structural pillars produce gaps in life outcomes can be referred to as **exclusion, exploitation, and control**.

# Exclusion, Exploitation, and Control: Definitions



## Exclusion or “opportunity hoarding”

Keeping certain advantages to certain groups.

e.g., good jobs, decent housing, and good schools.



## Exploitation

Process by which one group expropriates a resource produced by another group, thereby preventing them from “realizing the full value of their effort in producing it.”

e.g., slavery, land theft, predatory lending, monetary sanctions.



## Control

Process by which coercion, force, and punishment—among other strategies—are used to deny less powerful groups freedoms enjoyed by the dominant group.

e.g., enslavement, American Indian genocide, mass incarceration, and racially based police violence.

**Come! See! Hear!**



**SENATOR  
EUGENE McATEER**

**ASSEMBLYMAN  
W. BYRON RUMFORD**

AND

**Tarea Hall Pittman  
Regional Secretary NAACP**



**SPEAK ON THE CAMPAIGN FOR**

# **A FAIR HOUSING LAW IN CALIFORNIA**

**and Other Human Rights Legislation**

**IN 1963**

**FRIDAY, MARCH 22, 1963 - 7:30 p.m.**

**Ben Franklin Junior High School**

GEARY AND SCOTT STREETS, SAN FRANCISCO **Ample Parking**

**California Committee  
for Fair Practices**

C. L. Dellums, Chairman  
William Becker, Secretary  
Terry A. Francois, Meeting Chairman

**Sponsoring Organizations:**

S. F. Branch NAACP  
S. F. Committee for Fair Housing  
Catholic Interracial Council  
Community Service Organization

**Benefit:** California Committee for Fair Practices - 2940 16th St., San Francisco - MA 1-7742

# **ANTI-RACISM**

- Anti-racism is... the “active process of identifying and eliminating racism by changing systems, organizational structures, policies and practices and attitudes, so that power is redistributed and shared equitably.”

Source:

National Action Committee on the Status of Women International  
Perspectives: Women and Global Solidarity

**At left: Racially restrictive covenants were written into housing deeds, to ensure that homes could not be sold to (or occupied by) people not considered to be white. In response, activists organized, strategized, and galvanized public support for legal remedies.**

# So... why *Equity*?

When it comes to understanding the importance of equity, we start by acknowledging that **institutions and their systems** have been **intentionally designed to benefit or exclude certain populations.**

- These systems have been in place for so long that the outcomes people experience may appear **unintentional**, but are actually rooted in **discriminatory practices and beliefs.**

## Equality

“The idea that each individual or group of people is **treated the same**, given the same resources or expected to take advantage of the same opportunities.”

## Equity

Acknowledges that each person has a unique background and circumstances, and starts from a different place.

“The idea that differences matter, and that systems must be balanced to distribute resources and opportunities needed to reach equal outcomes **by treating everyone justly according to their circumstances.**”

# LA COUNTY'S VISION FOR RACIAL EQUITY AND ARDI MISSION



**Vision:** Los Angeles County is a place where all residents are healthy, experience justice and thrive.

**Mission:** To end structural racism and its consequences in Los Angeles County. To boldly articulate an anti-racist agenda that will guide, govern, and increase the County's ongoing commitment to fighting systemic and institutional racism in all its forms and dimensions by directing, building capacity for, and sustaining the development of equitable policy, workforce culture, data analysis, and resource distribution.

# CENTERING RACIAL EQUITY IN HOMELESSNESS

---

**Embody an inclusive approach**

---

**Pause and reflect to ensure co-creation**

---

**Prioritize systemic changes and upstream solutions**

---

**Center voices of people with lived experience**

---

**Ensure implementation entities are guided by those closest to the work**

---

**Prioritize a grounded theoretical framework lifting up community research**

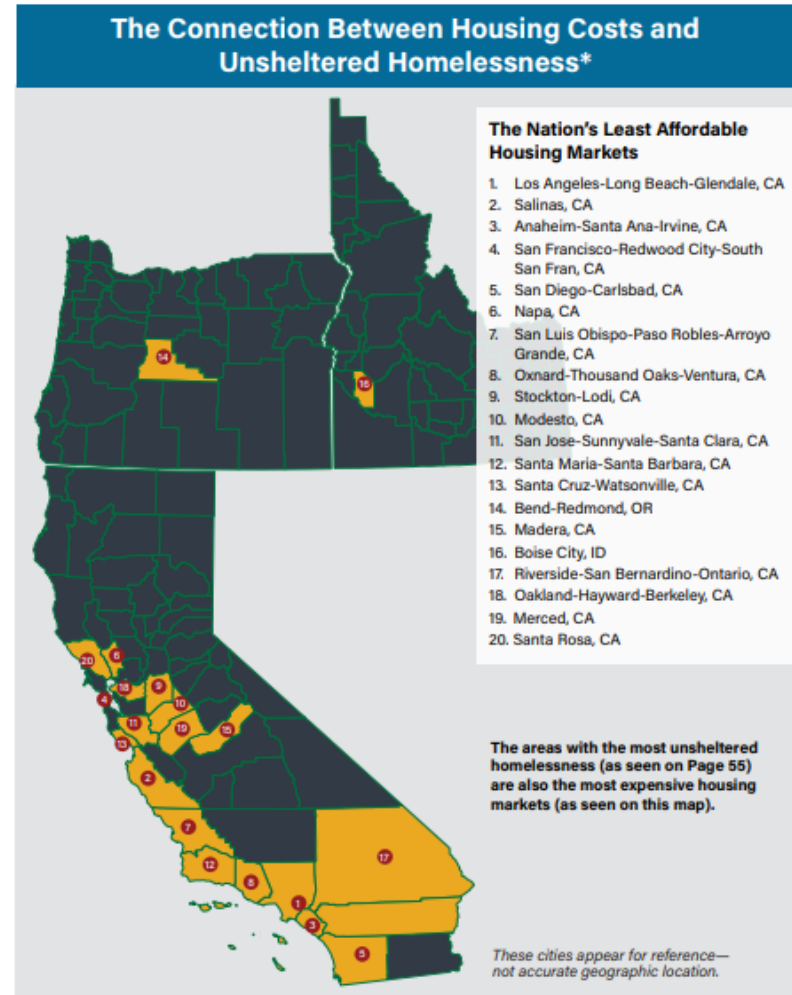
---

**Develop accountability measures to ensure tangible racial equity outcomes**

---

**Move together under a shared racial equity lens**

# CENTERING RACIAL EQUITY IN HOMELESSNESS



\*Data Sources:  
<https://www.nahb.org/news-and-economics/housing-economics/indices/housing-opportunity-index/>  
<https://www.huduser.gov/portal/sites/default/files/2017-2020-PTF-Estimates-by-City.xlsx>



# Equitable Data Integration for Homeless Services System

ARP Dashboard Features/ Capabilities	Equity Explorer Features/ Capabilities	Homeless Tool Proposed Capabilities
<ul style="list-style-type: none"> <li>▪ Tracks total dollar amount allocated and total amount of dollars allocated per program/project category</li> <li>▪ Tracks total number of program/projects</li> <li>▪ Displays program/project categories</li> <li>▪ Lists target populations (total and per program/project)</li> <li>▪ Tracks number of completed projects</li> <li>▪ Individual page for each project, including project indicators and metrics                             <ul style="list-style-type: none"> <li>Shows geographic distribution of projects</li> </ul> </li> </ul>	<ul style="list-style-type: none"> <li>▪ Uses multiple layers &amp; attributes to map the prevalence and geographic distribution of health and social outcomes: various household characteristics, concentrated disadvantage, COVID-19 vulnerability, CDC social vulnerability, policing and incarceration, child welfare cases, etc.</li> <li>▪ Allows multiple layers or attributes to be highlighted simultaneously</li> <li>▪ Allows user to export and download data</li> </ul>	<ul style="list-style-type: none"> <li>▪ Tracks total dollar amount allocated, total amount of dollars allocated per program category, and total amount allocated per program</li> <li>▪ Uses multiple layers &amp; attributes to map the prevalence and geographic distribution of various health and social indicators: homelessness, concentrated disadvantage, median household income, unemployment, CalFresh use, tenant vulnerability, disability status</li> <li>▪ Shows geographic distribution of housing sites/locations: emergency shelters &amp; temporary housing, interim housing, permanent supportive housing, affordable housing</li> <li>▪ Shows geographic distribution of services: physical health, mental &amp; behavioral health, SUDs, social services, legal aid, CBOs</li> <li>▪ Shows dollars allocated and programs utilized by group (race, age, disability status, etc.)</li> <li>▪ Tracks program outcomes</li> <li>▪ Allows multiple layers or attributes to be highlighted simultaneously</li> </ul>

# Equitable Data Integration for Homeless Services System

## Recommended Data Metrics

Total number of PEH (disaggregated by race, age, etc.)

Sheltered

Unsheltered

Client Characteristics (individuals, families, veterans, youth, people with disabilities)

Average length of time homeless

Number of emergency shelters and transitional housing

Total number of beds

Number of available beds

Number of interim housing sites and units

Number of individuals placed in interim housing

Average lengths of stay

Number of permanent supportive housing sites and units

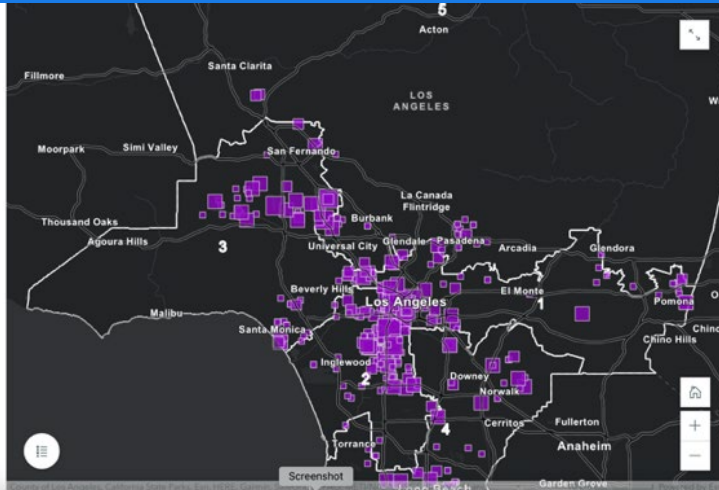
Number of individuals placed in permanent supportive

# Adapting for the Homeless/Housing Systems

## Current Interim Housing

This shows existing shelters and other forms of interim housing as of November 2022. Here, people experiencing homelessness have a safe, warm place to sleep at night and receive services to help them secure housing. There are currently 494 sites countywide with 16,434 beds available.

This data does not represent the entire universe of funded interim housing because it does not include motels used as interim housing, such as Project Roomkey sites that have been used or are currently being used as emergency

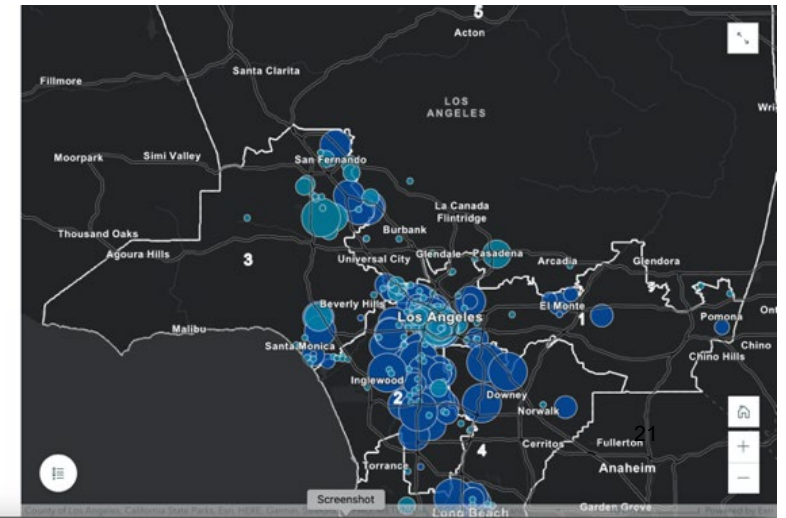


- Currently, homeless data systems within the County collect and store client-level data on PEH (see a comprehensive list of data systems attached).

- Aggregated data from these data systems combined with the functionalities of the ARP Dashboard and Explorer can enable governments, organizations, departments, and other entities to track and display data on homeless outcomes, expenditures, and availability of services.

## Current Supportive Housing

Here's a look at existing supportive housing. Supportive housing is not for the majority of people experiencing homelessness, but rather for a smaller subset of people with disabling conditions who have been homeless for long periods of time. For people in this group, it offers a permanent place to live, where people experiencing homeless can have their own lease, and intensive, onsite services, such as mental health services, benefits, counseling, and case management.





# KEYNOTE



# KEYNOTE SPEAKER



Dr. Melissa Chinchilla

VA Greater Los Angeles (GLA) HSR&D Center of Innovation (COIN): Center for the Study of Healthcare Innovation, Implementation, and Policy

Associate Investigator with the VA Rehabilitation Research and Development (RR&D) Center on Enhancing Community Integration for Homeless Veterans (THRIVE)



# STEMMING THE RISE OF LATINO HOMELESSNESS

DR. MELISSA CHINCHILLA



# Surge in Latino homeless population ‘a whole new phenomenon’ for Los Angeles



By ESMERALDA BERMUDEZ, RUBEN VIVES

JUNE 18, 2017  
5 AM



Timoteo Arevalos never imagined he'd end up here, loitering for hours on a bench at Hollenbeck Park in Boyle Heights, using his backpack as his pillow.

# STEMMING THE RISE OF LATINO HOMELESSNESS: LESSONS FROM LOS ANGELES COUNTY

Melissa Chinchilla, PhD, MCP


ISSN: 1053-0789 (Print) 1573-658X (Online) Journal homepage: <https://www.tandfonline.com/loi/ysdh20>


## Stemming the rise of Latinx homelessness: lessons from Los Angeles County


Melissa Chinchilla & Sonya Gabrielian


To cite this article: Melissa Chinchilla & Sonya Gabrielian (2019): Stemming the rise of Latinx homelessness: lessons from Los Angeles County, Journal of Social Distress and the Homeless, DOI: [10.1080/10530789.2019.1660049](https://doi.org/10.1080/10530789.2019.1660049)

To link to this article: <https://doi.org/10.1080/10530789.2019.1660049>

 Published online: 05 Sep 2019.

 Submit your article to this journal [↗](#)

 Article views: 43

 View related articles [↗](#)

 View Crossmark data [↗](#)

# Factors Associated with Unsheltered Latinx Homelessness in Los Angeles County

Melissa Chinchilla  
AltaMed Institute for Health Equity

Sonya Gabrielian  
VA Greater Los Angeles and University of California Los Angeles

## Abstract

Nationally, approximately 211,293 persons experiencing homelessness (PEH) are unsheltered (i.e., live in a place not meant for human habitation, including sidewalks, cars, or abandoned buildings); 23 percent of these persons are Latinx (HUD, 2019). Unsheltered persons are highly vulnerable, with poor housing outcomes, high service needs, and low levels of treatment engagement. These characteristics parallel patterns seen among Latinxs experiencing homelessness, who are less likely than their peers to use shelters or other homeless services. Yet, research on Latinx homelessness is limited and has primarily focused on the role of social supports in avoiding the use of homeless services. Little is known about factors associated with the unsheltered status among Latinxs experiencing homelessness and the implications of these characteristics in tailoring services to meet the needs and vulnerabilities of this population.

The authors analyzed 2019 Los Angeles County homeless count data to identify the demographic, economic, and health characteristics of Latinx single adults and adults in families experiencing homelessness ( $n=12,086$ ). The authors compared unsheltered Latinxs on age, gender, length of homelessness, income, and health characteristics with sheltered Latinx and other unsheltered ethnic/racial groups in Los Angeles County. The authors found that unsheltered Latinx PEH have vulnerabilities that are different (all findings are significant at  $p<.05$ ) from both sheltered Latinxs and other unsheltered populations. Compared with sheltered Latinx, unsheltered Latinx were more likely to include adult males (72 percent/57 percent), to report alcohol (23 percent/5 percent) and drug use (26 percent/6 percent), and to have significantly lower rates of public benefits enrollment—including lower rates of Medicaid (21 percent/88 percent), Medicare (2 percent/6 percent), and Supplemental Nutrition Assistance Program, or SNAP (38 percent/96 percent). When compared with unsheltered non-Latinx African-American and non-Latinx White PEH, unsheltered Latinx PEH reported slightly higher rates of full-time employment (Latinx 3 percent; African-American 1 percent; White 1 percent), part-time employment (Latinx 5 percent; African-American 2 percent; White 2 percent), or active pursuit of employment while unemployed (Latinx 31 percent; African-American 26 percent; White 24 percent), but were less likely to report more than \$200 in monthly income (Latinx 46 percent; African-American 62 percent; White 56 percent).

# Factors Associated with Unsheltered Latinx Homelessness in Los Angeles County

Melissa Chinchilla  
AltaMed Institute for Health Equity

Sonya Gabrielian  
VA Greater Los Angeles and University of California Los Angeles

## Abstract

Nationally, approximately 211,293 persons experiencing homelessness (PEH) are unsheltered (i.e., live in a place not meant for human habitation, including sidewalks, cars, or abandoned buildings); 23 percent of these persons are Latinx (HUD, 2019). Unsheltered persons are highly vulnerable, with poor housing outcomes, high service needs, and low levels of treatment engagement. These characteristics parallel patterns seen among Latinxs experiencing homelessness, who are less likely than their peers to use shelters or other homeless services. Yet, research on Latinx homelessness is limited and has primarily focused on the role of social supports in avoiding the use of homeless services. Little is known about factors associated with the unsheltered status among Latinxs experiencing homelessness and the implications of these characteristics in tailoring services to meet the needs and vulnerabilities of this population.

The authors analyzed 2019 Los Angeles County homeless count data to identify the demographic, economic, and health characteristics of Latinx single adults and adults in families experiencing homelessness ( $n=12,086$ ). The authors compared unsheltered Latinxs on age, gender, length of homelessness, income, and health characteristics with sheltered Latinx and other unsheltered ethnic/racial groups in Los Angeles County. The authors found that unsheltered Latinx PEH have vulnerabilities that are different (all findings are significant at  $p<.05$ ) from both sheltered Latinxs and other unsheltered populations. Compared with sheltered Latinx, unsheltered Latinx were more likely to include adult males (72 percent/57 percent), to report alcohol (23 percent/5 percent) and drug use (26 percent/6 percent), and to have significantly lower rates of public benefits enrollment—including lower rates of Medicaid (21 percent/88 percent), Medicare (2 percent/6 percent), and Supplemental Nutrition Assistance Program, or SNAP (38 percent/96 percent). When compared with unsheltered non-Latinx African-American and non-Latinx White PEH, unsheltered Latinx PEH reported slightly higher rates of full-time employment (Latinx 3 percent; African-American 1 percent; White 1 percent), part-time employment (Latinx 5 percent; African-American 2 percent; White 2 percent), or active pursuit of employment while unemployed (Latinx 31 percent; African-American 26 percent; White 24 percent), but were less likely to report more than \$200 in monthly income (Latinx 46 percent; African-American 62 percent; White 56 percent).



## Housing Insecurity Among Latinxs

Melissa Chinchilla<sup>1</sup> · Dahai Yue<sup>2,3</sup> · Ninez A. Ponce<sup>3,4</sup>

Accepted: 21 July 2021  
© The Author(s), under exclusive license to Springer Science+Business Media, LLC, part of Springer Nature 2021

### Abstract

Latinxs are vulnerable to experiencing housing insecurity and less likely to receive public benefits, such as health insurance, which can impact a household's economic resources. We inform homelessness prevention by examining the association of social risks and healthcare access with housing insecurity for Latinxs. Our sample consisted of 120,362 participants under the age of 65, of which 17.3% were Latinx. Weighted chi-squared tests and logistic regression were used to examine predictors of housing insecurity. Housing insecurity was measured as worry about paying for housing. Latinxs were almost twice as likely as non-Latinxs to worry about paying for housing. Excellent/fair health status, health service use, and having health insurance decreased the likelihood of housing insecurity for Latinxs. Access to health insurance, regardless of citizenship status, and use of preventative healthcare to maintain good health can be protective against housing insecurity.

**Keywords** Homelessness · Latinx · Housing insecurity · Immigrants · Healthcare

### Introduction

Latinxs are highly vulnerable to experiencing housing insecurity. In the United States, Latinx households account for 21% of all renter households with extremely low incomes, meaning that they have incomes at or below the poverty line. In contrast, only 6% of White non-Latinx households are extremely low-income renters [1]. Further, in 2016 54% of Latinx households were estimated to be rent burdened, paying more than 30% of their incomes for housing, compared to 43% for the White non-Latinx population [2]. The

combination of being low-income and rent burdened, means that many Latinx households are at the cusp of losing their housing. In fact, Latinxs make up 22% of the homeless population, higher than their share of the U.S. population, 18% [3]. The number of Latinxs experiencing homelessness is likely an undercount as Latinxs frequently exist outside of traditional homeless spaces, rely heavily on social networks, and use public services at lower rates than other racial/ethnic groups [4]. The economic fallout due to COVID-19 and its disproportional impacts on Latinxs [5] could threaten Latinxs' ability to pay for housing. Thus, investigating predictors of housing insecurity can inform policy levers to prevent people from the cascade of events that lead to housing instability and homelessness.

Previous studies suggest that Latinxs are vulnerable to experiencing housing insecurity [6, 7] and less likely to receive public benefits, such as health insurance, which can impact a household's economic resources [8–10]. Latinxs experience the double jeopardy of lower insurance coverage and higher rates of chronic conditions, notably obesity [11] and diabetes [12]. Housing insecurity can have direct effects on individual health including poor health status [13], psychological distress [14], and developmental risk among children [15]. Negative health outcomes are also associated with lower earnings [16, 17], and chronic illness is documented to have direct effects on housing stability [18]. When combined with financial strain, negative health status and the

✉ Melissa Chinchilla  
mechinchilla@altamed.org

Dahai Yue  
dhyue@umd.edu

Ninez A. Ponce  
nponce@ucla.edu

<sup>1</sup> AltaMed Health Services, Institute for Health Equity, 2040 Camfield Avenue, Los Angeles, CA 90040, USA

<sup>2</sup> Department of Health Policy and Management, University of Maryland, 4200 Valley Drive, Suite 2242, College Park, MD 20742-2611, USA

<sup>3</sup> UCLA Center for Health Policy Research, 10960 Wilshire Blvd #1550, Los Angeles, CA 90024, USA

<sup>4</sup> Department of Health Policy and Management, UCLA Fielding School of Public Health, Los Angeles, CA, USA

# Factors Associated with Unsheltered Latinx Homelessness in Los Angeles County

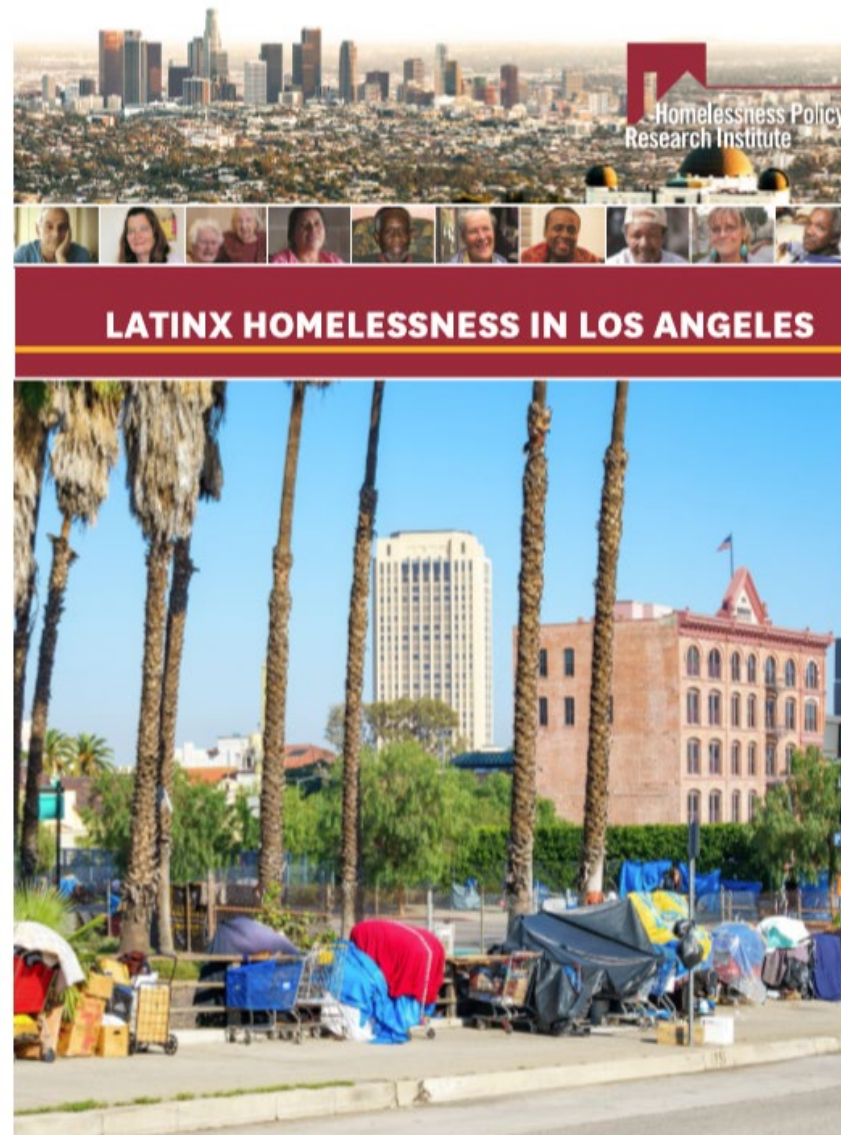
Melissa Chinchilla  
AltaMed Institute for Health Equity

Sonya Gabrielian  
VA Greater Los Angeles and University of California Los Angeles

## Abstract

Nationally, approximately 211,293 persons experiencing homelessness (PEH) are unsheltered (i.e., live in a place not meant for human habitation, including sidewalks, cars, or abandoned buildings); 23 percent of these persons are Latinx (HUD, 2019). Unsheltered persons are highly vulnerable, with poor housing outcomes, high service needs, and low levels of treatment engagement. These characteristics parallel patterns seen among Latinxs experiencing homelessness, who are less likely than their peers to use shelters or other homeless services. Yet, research on Latinx homelessness is limited and has primarily focused on the role of social supports in avoiding the use of homeless services. Little is known about factors associated with the unsheltered status among Latinxs experiencing homelessness and the implications of these characteristics in tailoring services to meet the needs and vulnerabilities of this population.

The authors analyzed 2019 Los Angeles County homeless count data to identify the demographic, economic, and health characteristics of Latinx single adults and adults in families experiencing homelessness ( $n=12,086$ ). The authors compared unsheltered Latinxs on age, gender, length of homelessness, income, and health characteristics with sheltered Latinx and other unsheltered ethnic/racial groups in Los Angeles County. The authors found that unsheltered Latinx PEH have vulnerabilities that are different (all findings are significant at  $p<.05$ ) from both sheltered Latinxs and other unsheltered populations. Compared with sheltered Latinx, unsheltered Latinx were more likely to include adult males (72 percent/57 percent), to report alcohol (23 percent/5 percent) and drug use (26 percent/6 percent), and to have significantly lower rates of public benefits enrollment—including lower rates of Medicaid (21 percent/88 percent), Medicare (2 percent/6 percent), and Supplemental Nutrition Assistance Program, or SNAP (38 percent/96 percent). When compared with unsheltered non-Latinx African-American and non-Latinx White PEH, unsheltered Latinx PEH reported slightly higher rates of full-time employment (Latinx 3 percent; African-American 1 percent; White 1 percent), part-time employment (Latinx 5 percent; African-American 2 percent; White 2 percent), or active pursuit of employment while unemployed (Latinx 31 percent; African-American 26 percent; White 24 percent), but were less likely to report more than \$200 in monthly income (Latinx 46 percent; African-American 62 percent; White 56 percent).



## Housing Insecurity Among Latinxs

Melissa Chinchilla<sup>1</sup> · Dahai Yue<sup>2,3</sup> · Ninez A. Ponce<sup>3,4</sup>

Accepted: 21 July 2021

© The Author(s), under exclusive licence to Springer Science+Business Media, LLC, part of Springer Nature 2021

### Abstract

Latinxs are vulnerable to experiencing housing insecurity and less likely to receive public benefits, such as health insurance, which can impact a household's economic resources. We inform homelessness prevention by examining the association of social risks and healthcare access with housing insecurity for Latinxs. Our sample consisted of 120,362 participants under the age of 65, of which 17.3% were Latinx. Weighted chi-squared tests and logistic regression were used to examine predictors of housing insecurity. Housing insecurity was measured as worry about paying for housing. Latinxs were almost twice as likely as non-Latinxs to worry about paying for housing. Excellent/fair health status, health service use, and having health insurance decreased the likelihood of housing insecurity for Latinxs. Access to health insurance, regardless of citizenship status, and use of preventative healthcare to maintain good health can be protective against housing insecurity.

**Keywords** Homelessness · Latinx · Housing insecurity · Immigrants · Healthcare

### Introduction

Latinxs are highly vulnerable to experiencing housing insecurity. In the United States, Latinx households account for 21% of all renter households with extremely low incomes, meaning that they have incomes at or below the poverty line. In contrast, only 6% of White non-Latinx households are extremely low-income renters [1]. Further, in 2016 54% of Latinx households were estimated to be rent burdened, paying more than 30% of their incomes for housing, compared to 43% for the White non-Latinx population [2]. The

combination of being low-income and rent burdened, means that many Latinx households are at the cusp of losing their housing. In fact, Latinxs make up 22% of the homeless population, higher than their share of the U.S. population, 18% [3]. The number of Latinxs experiencing homelessness is likely an undercount as Latinxs frequently exist outside of traditional homeless spaces, rely heavily on social networks, and use public services at lower rates than other racial/ethnic groups [4]. The economic fallout due to COVID-19 and its disproportional impacts on Latinxs [5] could threaten Latinxs' ability to pay for housing. Thus, investigating predictors of housing insecurity can inform policy levers to prevent people from the cascade of events that lead to housing instability and homelessness.

Previous studies suggest that Latinxs are vulnerable to experiencing housing insecurity [6, 7] and less likely to receive public benefits, such as health insurance, which can impact a household's economic resources [8–10]. Latinxs experience the double jeopardy of lower insurance coverage and higher rates of chronic conditions, notably obesity [11] and diabetes [12]. Housing insecurity can have direct effects on individual health including poor health status [13], psychological distress [14], and developmental risk among children [15]. Negative health outcomes are also associated with lower earnings [16, 17], and chronic illness is documented to have direct effects on housing stability [18]. When combined with financial strain, negative health status and the

✉ Melissa Chinchilla  
mechinchilla@altamed.org

Dahai Yue  
dhyue@umd.edu

Ninez A. Ponce  
nponce@ucla.edu

<sup>1</sup> AltaMed Health Services, Institute for Health Equity, 2040 Canfield Avenue, Los Angeles, CA 90040, USA

<sup>2</sup> Department of Health Policy and Management, University of Maryland, 4200 Valley Drive, Suite 2242, College Park, MD 20742-2611, USA

<sup>3</sup> UCLA Center for Health Policy Research, 10960 Wilshire Blvd #1550, Los Angeles, CA 90024, USA

<sup>4</sup> Department of Health Policy and Management, UCLA Fielding School of Public Health, Los Angeles, CA, USA

# Factors Associated with Unsheltered Latinx Homelessness in Los Angeles County

Melissa Chinchilla  
AltaMed Institute for Health Equity

Sonya Gabrielian  
VA Greater Los Angeles and University of California Los Angeles



Journal of Immigrant and Minority Health  
https://doi.org/10.1007/s10903-021-01258-9

ORIGINAL PAPER



## Housing Insecurity Among Latinxs

Melissa Chinchilla<sup>1</sup> · Dahai Yue<sup>2,3</sup> · Ninez A. Ponce<sup>3,4</sup>

Accepted: 21 July 2021  
© The Author(s), under exclusive licence to Springer Science+Business Media, LLC, part of Springer Nature 2021

### Abstract

Latinxs are vulnerable to experiencing housing insecurity and less likely to receive public benefits, such as health insurance, which can impact a household's economic resources. We inform homelessness prevention by examining the association of housing insecurity and healthcare access with housing insecurity for Latinxs. Our sample consisted of 120,362 participants under 65 years of age, of which 17.3% were Latinx. Weighted chi-squared tests and logistic regression were used to examine predicting factors for housing insecurity. Housing insecurity was measured as worry about paying for housing. Latinxs were almost twice as likely as non-Latinxs to worry about paying for housing. Excellent/fair health status, health service use, and having health insurance increased the likelihood of housing insecurity for Latinxs. Access to health insurance, regardless of citizenship status, and use of preventative healthcare to maintain good health can be protective against housing insecurity.

Keywords: Homelessness · Latinx · Housing insecurity · Immigrants · Healthcare

## Abstract

Nationally, approximately 211,293 persons experiencing homelessness (PEH) are unsheltered, living in places not meant for human habitation, including sidewalks, cars, or abandoned buildings, of these persons are Latinx (HUD, 2019). Unsheltered persons are highly vulnerable, with poor health outcomes, high service needs, and low levels of treatment engagement. These characteristics are patterns seen among Latinxs experiencing homelessness, who are less likely than their peers to use other homeless services. Yet, research on Latinx homelessness is limited and has primarily focused on the role of social supports in avoiding the use of homeless services. Little is known about factors associated with the unsheltered status among Latinxs experiencing homelessness and the implications for health and characteristics in tailoring services to meet the needs and vulnerabilities of this population.

The authors analyzed 2019 Los Angeles County homeless count data to identify the demographic, economic, and health characteristics of Latinx single adults and adults in families experiencing homelessness ( $n=12,086$ ). The authors compared unsheltered Latinxs on age, gender, length of homelessness, income, and health characteristics with sheltered Latinx and other unsheltered racial groups in Los Angeles County. The authors found that unsheltered Latinx PEH have characteristics that are different (all findings are significant at  $p<.05$ ) from both sheltered Latinxs and other unsheltered populations. Compared with sheltered Latinx, unsheltered Latinx were more likely to include alcohol use (72 percent/57 percent), to report alcohol use (23 percent/5 percent) and drug use (26 percent/16 percent) and to have significantly lower rates of public benefits enrollment—including lower rates of Medicaid (88 percent), Medicare (2 percent/6 percent), and Supplemental Nutrition Assistance Program (SNAP) (38 percent/96 percent). When compared with unsheltered non-Latinx African-American Latinx White PEH, unsheltered Latinx PEH reported slightly higher rates of full-time employment (Latinx 3 percent; African-American 1 percent; White 1 percent), part-time employment (Latinx 5 percent; African-American 2 percent; White 2 percent), or active pursuit of employment while unsheltered (Latinx 31 percent; African-American 26 percent; White 24 percent), but were less likely to report a change in monthly income (Latinx 46 percent; African-American 62 percent; White 56 percent).

*Cityscape: A Journal of Policy Development and Research* • Volume 23, Number 2 • 2021  
U.S. Department of Housing and Urban Development • Office of Policy Development and Research

Journal of Social Distress and Homelessness

Journal of Social Distress and Homelessness > Latest Articles

Submit an article | Journal homepage

Research Article

### Addressing barriers to homeless services for Latinxs: insights from a community health center

Melissa Chinchilla

Received 06 Apr 2022, Accepted 01 Mar 2023, Published online: 08 Mar 2023

Download citation | https://doi.org/10.1080/10530789.2023.2187519 | Check for updates

s10903-021-01258-9.pdf | Figures & data | References | Citations | Metrics | Reprints & Permissions | Get access

### ABSTRACT

While experiencing significant rates of homelessness, Latinxs are less likely to connect to and receive homeless services when compared to other racial/ethnic groups. Disconnection from homeless services can be detrimental to an individual's well-being. Through social needs screening and referrals, community health centers can be a vital source of service linkage for Latinx persons experiencing homelessness (PEH). To understand how health centers are assisting Latinx PEH and to identify challenges and key practices, four focus groups ( $n = 31$ ) were conducted with program staff at a large community health center serving a predominantly low-income Latinx population. Identifying housing need was a critical first step in facilitating referrals to local homeless services providers. Participants noted that trust was critical to surpassing initial challenges of shame and stigma that many PEH experience and that thwart identification of need. Engagement approaches sensitive to cultural norms surrounding gender were also critical. Further, foreign-born Latinxs were identified as facing unique challenges related to immigration, which require greater attention from homelessness advocates. Overall, homelessness is a growing concern for the Latinx community and health centers can potentially provide important support for this vulnerable population through culturally-informed engagement.

**KEYWORDS:** Latinx homelessness | community health center | federally qualified health center | social determinants of health | homelessness

### Introduction

Latinxs are highly vulnerable to experiencing housing insecurity. In the United States, Latinx households account for 22% of the homeless population, but only 17.3% of the total population. Latinxs with extremely low incomes, less than \$10,000 per year, are more likely to experience homelessness than other racial/ethnic groups. In 2016, 6% of White non-Latinx households were rent burdened, compared to 34% of low-income renters [1]. Further, in 2016 54% of Latinx households were estimated to be rent burdened, compared to 30% of their incomes for housing, compared to 16% for the White non-Latinx population [2]. The

combination of being low-income and rent burdened, means that many Latinx households are at the cusp of losing their housing. In fact, Latinxs make up 22% of the homeless population, higher than their share of the U.S. population, 18% [3]. The number of Latinxs experiencing homelessness is likely an undercount as Latinxs frequently exist outside of traditional homeless spaces, rely heavily on social networks, and use public services at lower rates than other racial/ethnic groups [4]. The economic fallout due to COVID-19 and its disproportional impacts on Latinxs [5] could threaten Latinxs' ability to pay for housing. Thus, investigating predictors of housing insecurity can inform policy levers to prevent people from the cascade of events that lead to housing instability and homelessness.

Previous studies suggest that Latinxs are vulnerable to experiencing housing insecurity [6, 7] and less likely to receive public benefits, such as health insurance, which can impact a household's economic resources [8–10]. Latinxs experience the double jeopardy of lower insurance coverage and higher rates of chronic conditions, notably obesity [11] and diabetes [12]. Housing insecurity can have direct effects on individual health including poor health status [13], psychological distress [14], and developmental risk among children [15]. Negative health outcomes are also associated with lower earnings [16, 17], and chronic illness is documented to have direct effects on housing stability [18]. When combined with financial strain, negative health status and the

### Related Research

People also read | Recommended articles | Cited by

Racialized Homelessness: A Review of Historical and Contemporary Causes of Racial Disparities in Homelessness >

Matthew Z. Fowle  
Housing Policy Debate  
Published online: 30 Mar 2022

chinchilla  
la@altamed.org

md  
bnce  
cla.edu

Institute for Health Equity, 2040  
avenue, Los Angeles, CA 90040, USA

Department of Health Policy and Management, University  
of California, 4200 Valley Drive, Suite 2242, College Park,  
-2611, USA

Center for Health Policy Research, 10960 Wilshire  
Boulevard, Los Angeles, CA 90024, USA

Department of Health Policy and Management, UCLA  
School of Public Health, Los Angeles, CA, USA

Received: 31 July 2021

Springer

**In October 2021, Los Angeles County Board of Supervisors Chair Hilda L. Solis released a motion to increase support for undocumented individuals and immigrants experiencing homelessness.**

The motion directed the “Los Angeles Homeless Services Authority, in collaboration with the County’s Departments of Consumer & Business Affairs’ Office of Immigrant Affairs, Public Social Services, Health Services, and Mental Health, the County’s Chief Executive Office’s Homeless Initiative, and community and faith-based organizations that work with immigrants and undocumented individuals experiencing homelessness to develop policy recommendations to improve outreach and services to undocumented individuals experiencing homelessness.”





**LAHSA**

LOS ANGELES HOMELESS SERVICES AUTHORITY

# 2022 Greater Los Angeles Homeless Count

September 8, 2022

2022 | GREATER LOS ANGELES HOMELESS COUNT


## Latino homelessness is rising faster than other demographics.

25.8% more people experiencing homelessness identify as Latino. Latinos are the largest demographic group in LA CoC, representing 49% of LA County, and now 44% of people experiencing homelessness.

# Amid Pandemic, LA Latino Communities Face Stark Increases In Homelessness

By [David Wagner](#)

Published Sep 9, 2022 5:00 AM



The L.A. skyline seen from Skid Row, where tents line one side of the sidewalk next to parked cars. (Ethan Ward / LAist)

## More L.A. Latinos falling into homelessness, shaking communities in 'a moment of crisis'



### VIDEOS

EPISODIOS SOBRE

septiembre 20, 2022  
Verónica Villafaña

## Latinos constituyen mayoría de personas sin hogar en Los Ángeles

Compartir



Los resultados del conteo de indigentes en el condado de Los Ángeles indican que hubo un aumento en 2022, aunque menor a los años previos a la pandemia. Pero las cifras revelaron una tendencia preocupante: los latinos son los más impactados por la crisis. Verónica Villafaña informa.

Descargar

CoC (Top 10 CoCs by 2020 PIT Count)	% Change, Overall Homeless Pop, 2020-2022	% Change, Latino Homeless Pop, 2020-2020	Gap Between Latino Homeless Pop and Overall Homeless Pop Changes
New York City CoC	-21%	-18%	+3%
<b>Los Angeles City/County CoC</b>	<b>+9%</b>	<b>+26%</b>	<b>+17%</b>
Seattle/King County CoC	+14%	+30%	+16%
San Jose, Santa Clara City/County CoC	+4%	+16%	+12%
Texas Balance of State CoC	-30%	18%	+12%
Oakland, Berkeley, Alameda City/County CoC	+20%	+64%	+44%
San Francisco CoC	-5%	+34%	+39%
San Diego City/County CoC	+10%	+29%	+19%
Phoenix, Mesa/Maricopa County CoC	+22%	+42%	+20%
Santa Ana, Anaheim/Orange County CoC	-18%	-12%	+6%



October 18, 2022

City News Service

Wednesday, October 19, 2022



### MOTION BY SUPERVISOR HILDA L. SOLIS

#### **Immediate Action for the Growing Number of Latinos Experiencing Homelessness**

On September 8, 2022, the Los Angeles Homeless Services Authority (LAHSA) released the results of the 2022 Greater Los Angeles Homeless Count. On any given night in the County of Los Angeles, there are 69,144 people experiencing homelessness (PEH). Of that number, approximately 29,000 identify as Hispanic/Latino. This is a 26% increase in the number of unhoused Latinos in the County of Los Angeles since 2020. The increase is stark in comparison to other demographic groups. For example, the number of Asian Pacific Islander PEH decreased 23% from 2020 to 2022. The number of White PEH decreased by 21% and the number of Black PEH decreased by 9%. The increase of Latino PEH significantly outpaces the overall count of PEH in Los Angeles County, which only grew by 4% from 2020 to 2022.

For many years, Latinos were significantly underrepresented in Los Angeles County's Homeless Count. In 2020, despite making up roughly 49% of the County's population, Latinos accounted for



# LATINOS EXPERIENCING HOMELESSNESS SUMMIT

Join the movement to reverse the trend of growing Latino homelessness in LA County.

**MAY 26, 2023 | 9AM - 3PM**



County of Los Angeles  
Anti-Racism,  
Diversity,  
& Inclusion

# Latino homelessness is a priority issue...

- **In 2022 Latinos represent:**
  - 44% of people experiencing homelessness in Los Angeles County
  - 24% of people experiencing homelessness at the national level

# Latino homelessness is a priority issue...

- **In 2022 Latinos represent:**
  - 44% of people experiencing homelessness in Los Angeles County
  - 24% of people experiencing homelessness at the national level
- Latinos are the **second fastest growing demographic** in the U.S., and the **second largest racial/ethnic group** behind white population

# Latino homelessness is a priority issue...

- **In 2022 Latinos represent:**
  - 44% of people experiencing homelessness in Los Angeles County
  - 24% of people experiencing homelessness at the national level
- Latinos are the **second fastest growing demographic** in the U.S., and the **second largest racial/ethnic group** behind white population
- ~ **50%** of population in Los Angeles County

# Latino homelessness is a priority issue...

- **In 2022 Latinos represent:**
  - 44% of people experiencing homelessness in Los Angeles County
  - 24% of people experiencing homelessness at the national level
- Latinos are the **second fastest growing demographic** in the U.S., and the **second largest racial/ethnic group** behind white population
- ~ **50%** of population in Los Angeles County
- **Spanish** is the second most common language spoken in the U.S.

**B** The Sacramento Bee

## Homeless crisis at California colleges hurts Hispanic and black students most, report says

Homeless California college students are more likely to be Hispanic or black than white or Asian, according to a financial aid survey.



**Roll Call**

## 2020 census undercounted Black people, Latinos, Native Americans

Latinos were left out in 2020 at rates higher than previous decades, the Census Bureau found. White and Asian populations were overcounted.




**Los Angeles Times**

## Black and Latino homeless people rank lower on L.A.'s housing priority list

Los Angeles' scoring system for identifying homeless people most in need of permanent housing ranks Black people and Latinos lower than...

Feb 28, 2023

Mar 10, 2022



**NPR**

## Poll: Black, Native American and Latino families face serious problems from inflation

Those households are struggling to stay afloat, according to a new poll from NPR, the Robert Wood Johnson Foundation and the Harvard T.H....

Aug 8, 2022





# PANEL: UNDERSTANDING LATINOS EXPERIENCING HOMELESSNESS THROUGH DATA



# PANEL 1: UNDERSTANDING LATINOS EXPERIENCING HOMELESSNESS THROUGH DATA



Moderator: Dr.  
Tolu Wuraola



Panelist: Donna  
Escalante, LAHSA



Panelist: Tina Kim, DPH-  
SAPSC



Panelist: Andy Perry,  
CEO-CIO



**LAHSA**

Los Angeles Continuum of Care

# Increase in Latino/a/x Homelessness

Los Angeles Homeless Services Authority

---

May 2023

**Latino/a/x Adults are the largest demographic population experiencing homelessness in the Los Angeles Continuum of Care, according to the 2022 Homeless Count.**

## The Impact of COVID-19

The pandemic deepened California's chronic economic and housing inequalities for low-income and people of color households, particularly the Latino/a/x population.



# Stories

---



## Meet Omar "Pay It Forward"

Omar experienced homelessness from a young age. He became his mother's primary caretaker as she experienced chronic health challenges. They both were in supportive housing for eight years. Through determination and perseverance, Omar is now a college student who wants to pay it forward. He wants to become a social worker in order to support others the same way he was.

*"In the next few years I hope to reset my life... I want to get into social work and help people, get a stable job. I want to give back."*

*- Omar from North Hills*



## Meet Juana "Hope and Compassion"

Juana witnessed the effects of homelessness and addiction in her family. This experience became the driving force for her to become a case worker and provide services to the unhoused in a compassionate way. She spends her days on the streets providing her clients with water, food, driving them to appointments and moving them into shelter or housing.

*"My older sister had an idea of going to Skid Row for Thanksgiving and preparing breakfast. I think that opened my eyes."*

*- Juana from Lynwood*

# Latino/a/x Population Experiencing Homelessness

Homeless Count – Point In Time

# Homeless Count 2022 Data

Data presented includes persons who identified as Latino/a/x. The Los Angeles Continuum of Care covers all of LA County except Pasadena, Glendale, and Long Beach.

Data presented reflect the estimated number of Persons unless labeled as a Household count.

Data from the 2022 Greater Los Angeles Point-In-Time Count estimate the number and demographic characteristics of the homeless population on a single night in February 2022.

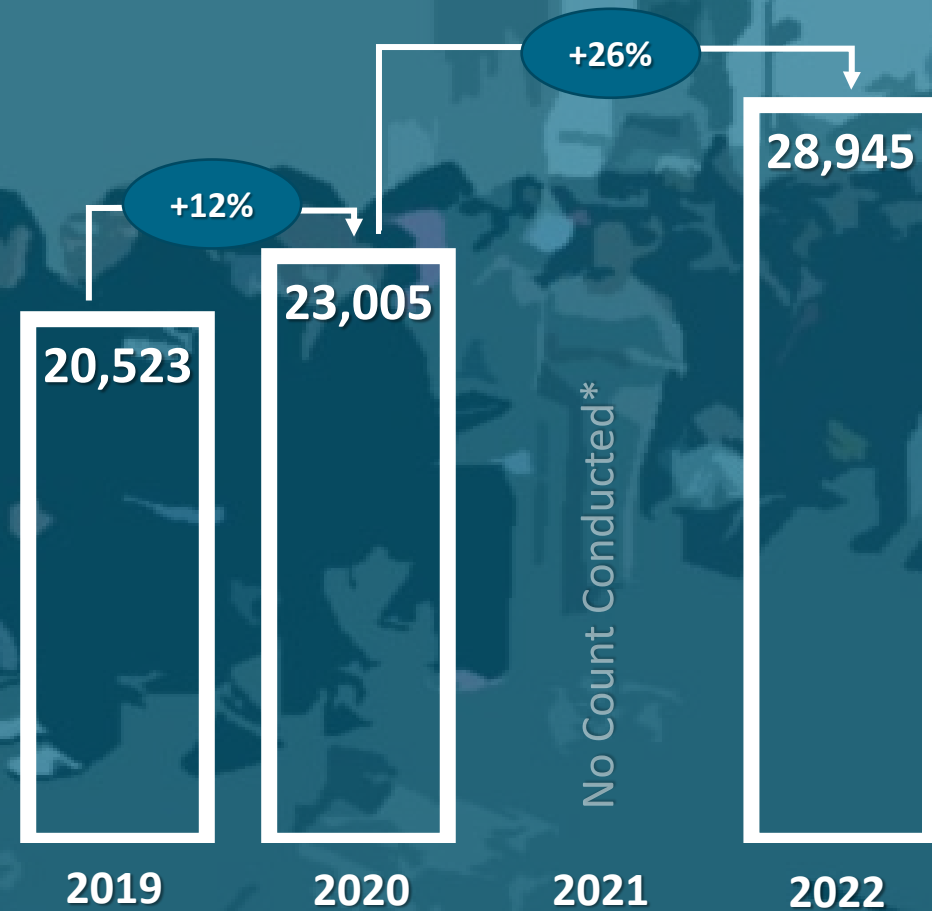
## Guiding Question

---

What does the Homeless Count tell us about Latino/a/x experiencing homelessness?

## Los Angeles Continuum of Care

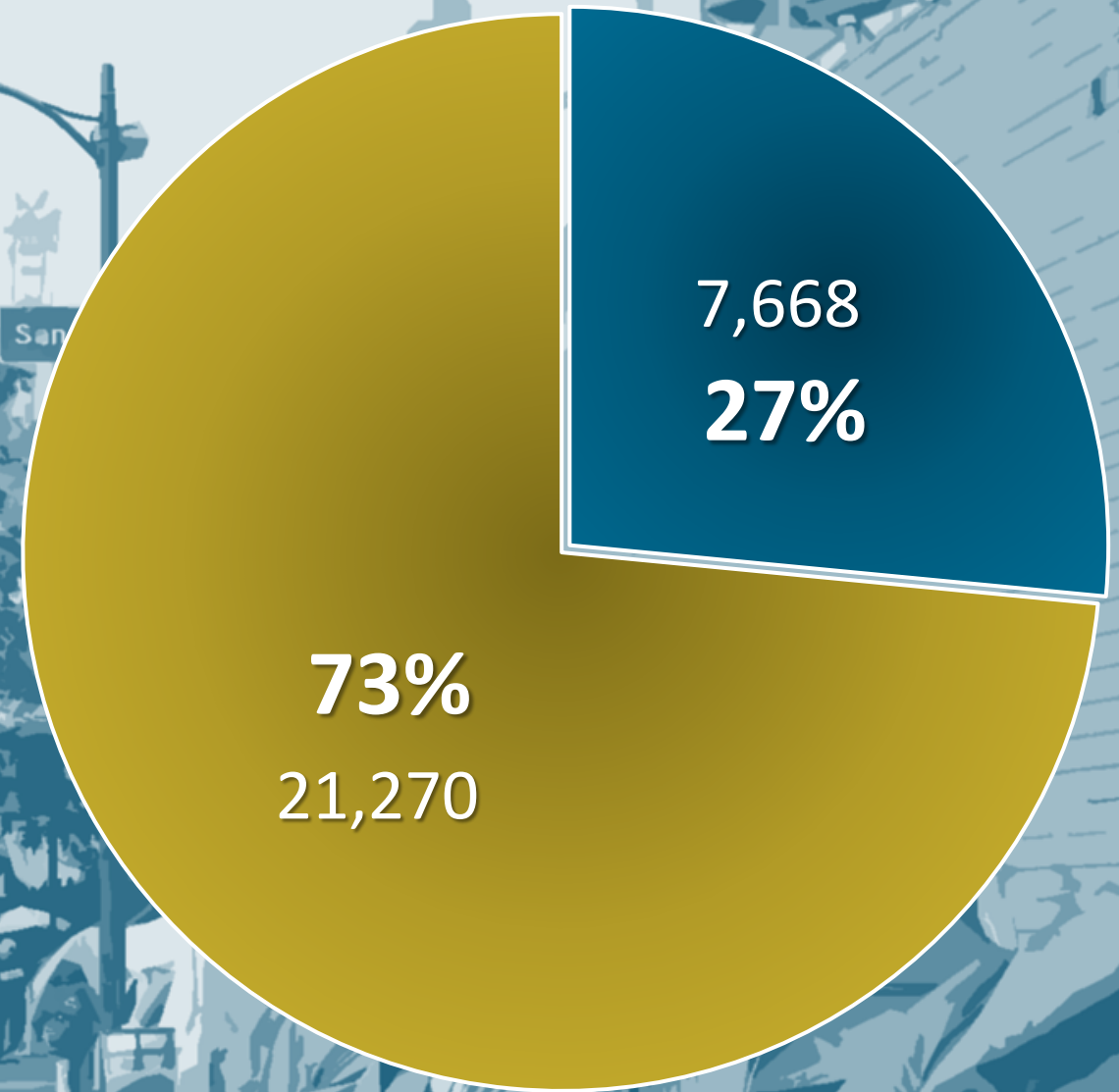
More Latino/a/x are falling into homelessness every year according to our Homeless Count.



# Latino/a/x homelessness is rising faster than other demographic groups

Race / Ethnicity	Total Homeless Pop.	Prevalence in Homeless Pop. (%)	Prevalence in LA County Pop. (%)*	Percent Change	
Hispanic/Latino	28,945	44.5%	49.1%	▲	26%
Black/African American (Non-Hispanic/Latino)	19,523	30.0%	9.0%	▼	-9%
White (Non-Hispanic/Latino)	13,661	21.0%	25.3%	▼	-16%
Mixed or Multiple races (Non-Hispanic/Latino)	1,637	2.5%	3.3%	▲	24%
Asian (Non-Hispanic/Latino)	598	0.9%	15.6%	▼	-23%
American Indian/Alaska Native (Non-Hispanic/Latino)	610	0.9%	1.5%	▼	-11%
Native Hawaiian/Other Pacific Islander (Non-Hispanic/Latino)	142	0.2%	0.4%	▼	-31%
<b>Total</b>	65,116	100%	-	-	-

The 2022 Homeless Count shows us that only around 1 in 4 Latino/a/x experiencing homelessness are sheltered.



□ Sheltered    ■ Unsheltered

We must continue to help our most vulnerable populations.

There is a **37%** increase in Latino/a/x experiencing **Chronic Homelessness\***.

\*Someone is considered chronically homeless if they have (1) a long-term disabling condition; and (2) been homeless for 12 months or more within the last 3 years.



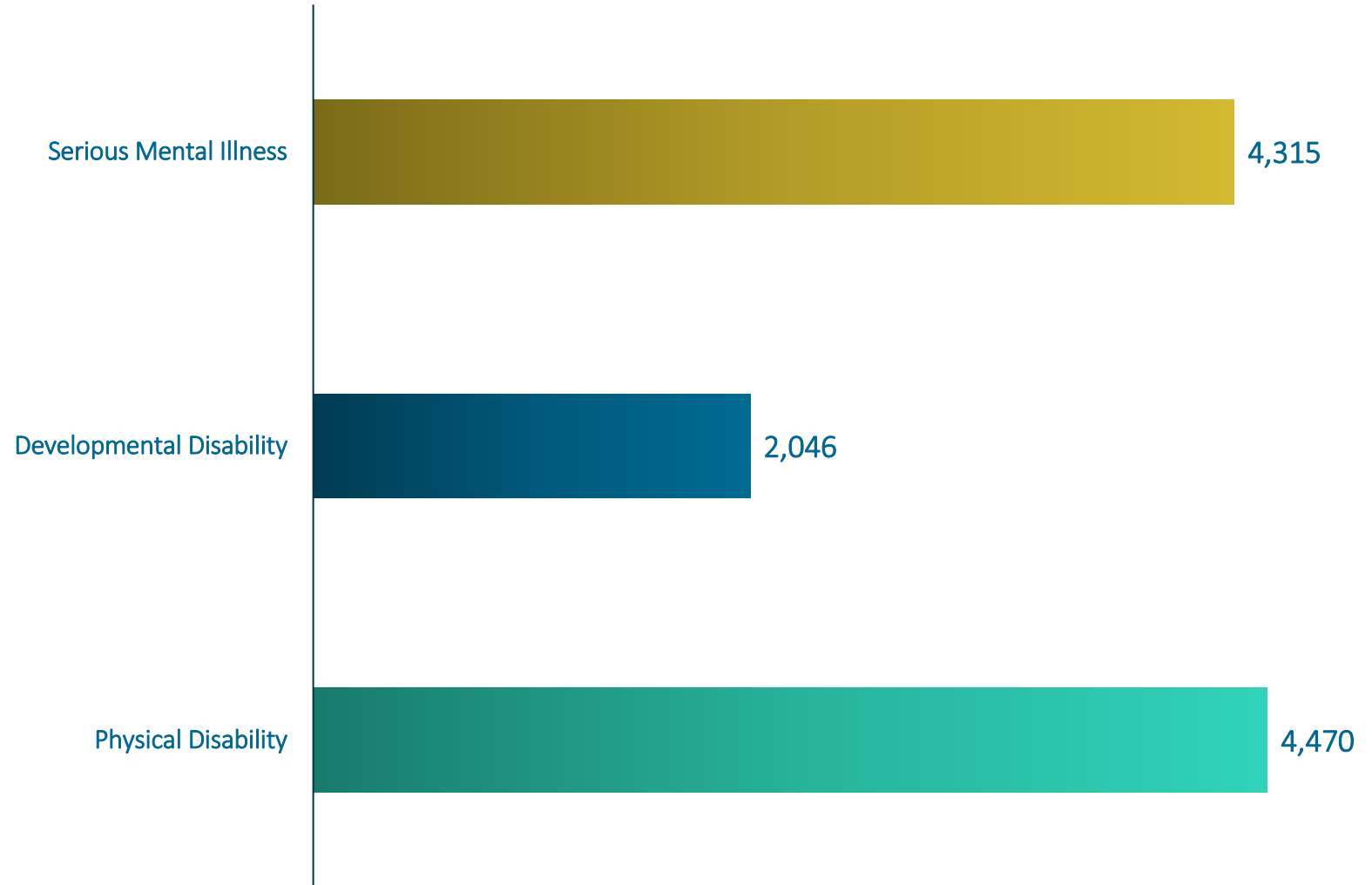
Latino/a/x Veterans experiencing homelessness increased

by **35%**

Latino/a/x Seniors (62+) experiencing homelessness also grew by **33%**

Latino/a/x who are experiencing homelessness are also experiencing an increase in physical, developmental disabilities, and serious mental illness.

In 2022, there was an increase of 48% in Latino/a/x reporting a physical disability compared to 2020.



\*Percentages are out of total Latino/a/x population

# Serving the Latino/a/x Population Experiencing Homelessness

---

## LAHSA's Key Performance Indicators

## Guiding Question


---

What does LAHSA's Key Performance Indicators tell us about Latino/a/x who are experiencing homelessness and are accessing/utilizing housing?

## Are we achieving our strategic vision to reduce unsheltered homelessness in LA County?

System KPIs measure how our entire system supports people to move from unsheltered homelessness to exit homelessness.

Currently, System KPIs are pulled solely from our Homeless Management Information System (HMIS/Clarity).



## System Flow Topline Metrics

- Throughput from Street Outreach to Interim Housing
- Throughput from Interim Housing to Permanent Housing
- Individuals housed by Time Limited Subsidy Programs



## System KPIs Data Exclusion

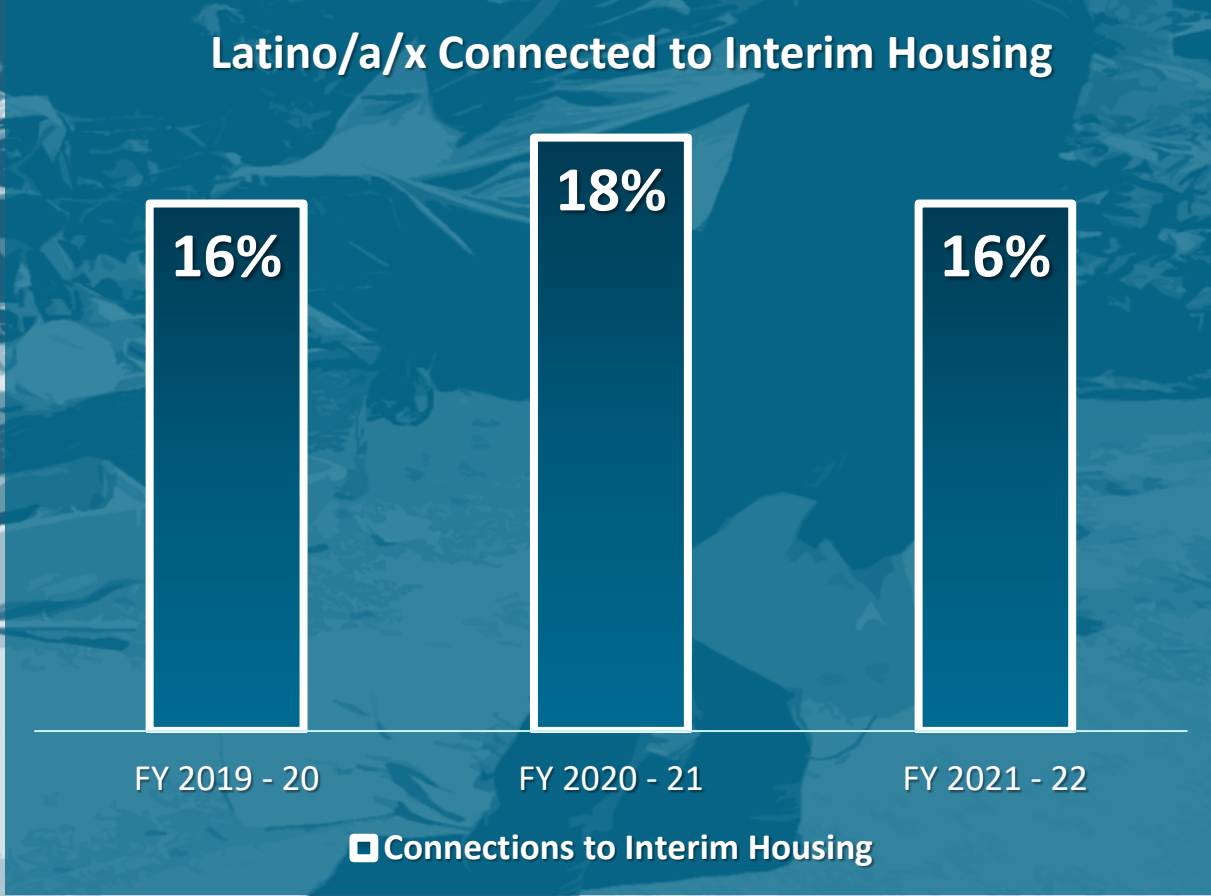
### Permanent Supportive Housing (PSH) Data

- PSH data has a limitation due to not all data being collected within our HMIS system.
- LAHSA will be working with California Policy Lab and Los Angeles County to report PSH data in the future.

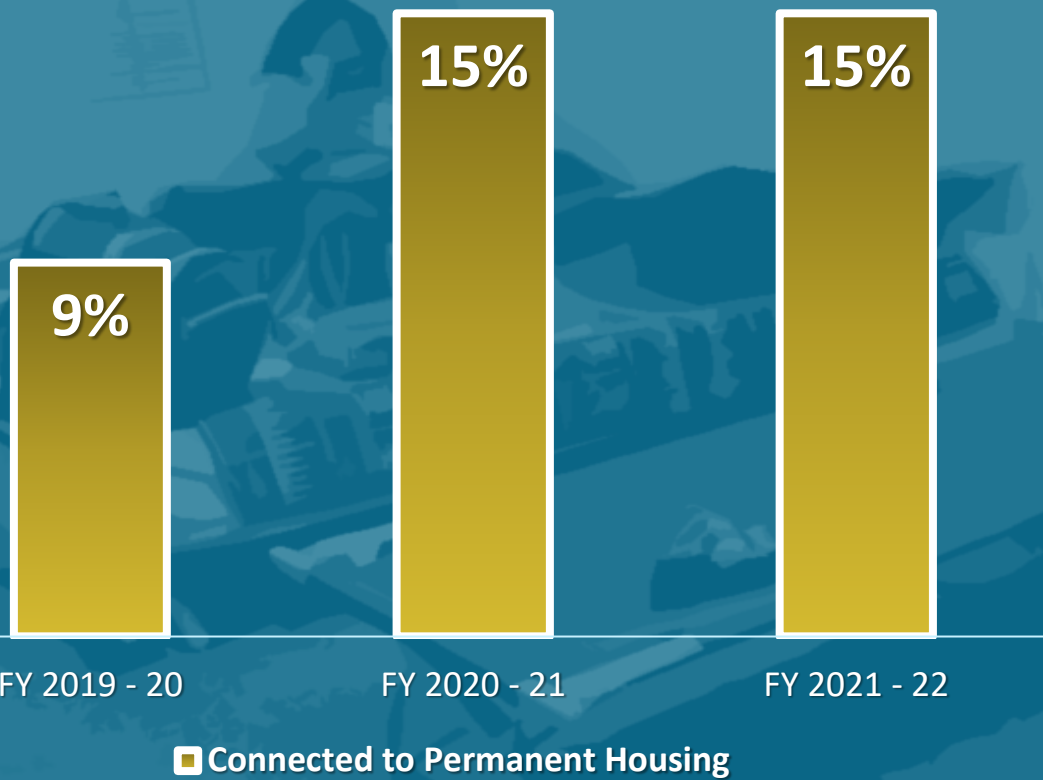


## Throughput from Street Outreach to Interim Housing by Fiscal Year

The throughput from Street Outreach to Interim Housing programs has fluctuated between 16-18% over the past three fiscal years.



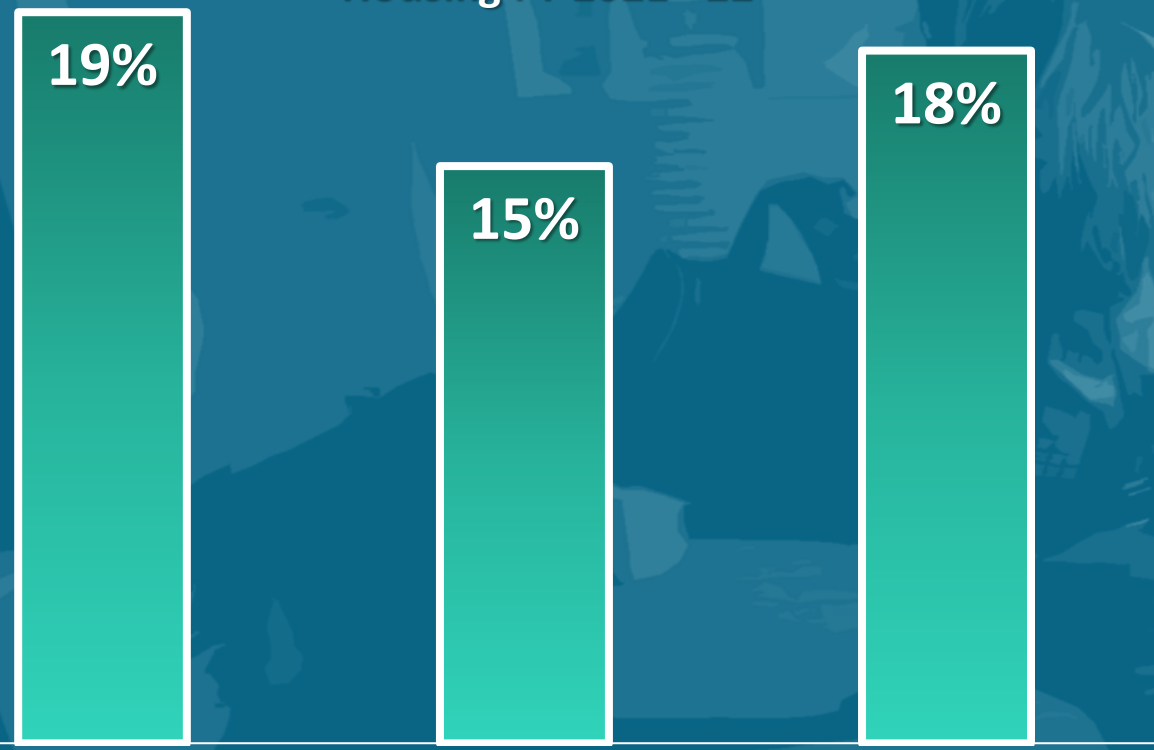
### Latino/a/x Connected to Permanent Housing



Throughput from Interim Housing to Permanent Housing by Fiscal Year

The connections to Permanent Housing has remained stagnant at a rate of 15% for the past two fiscal years.

### Connections to Permanent Housing from Interim Housing FY 2021 - 22



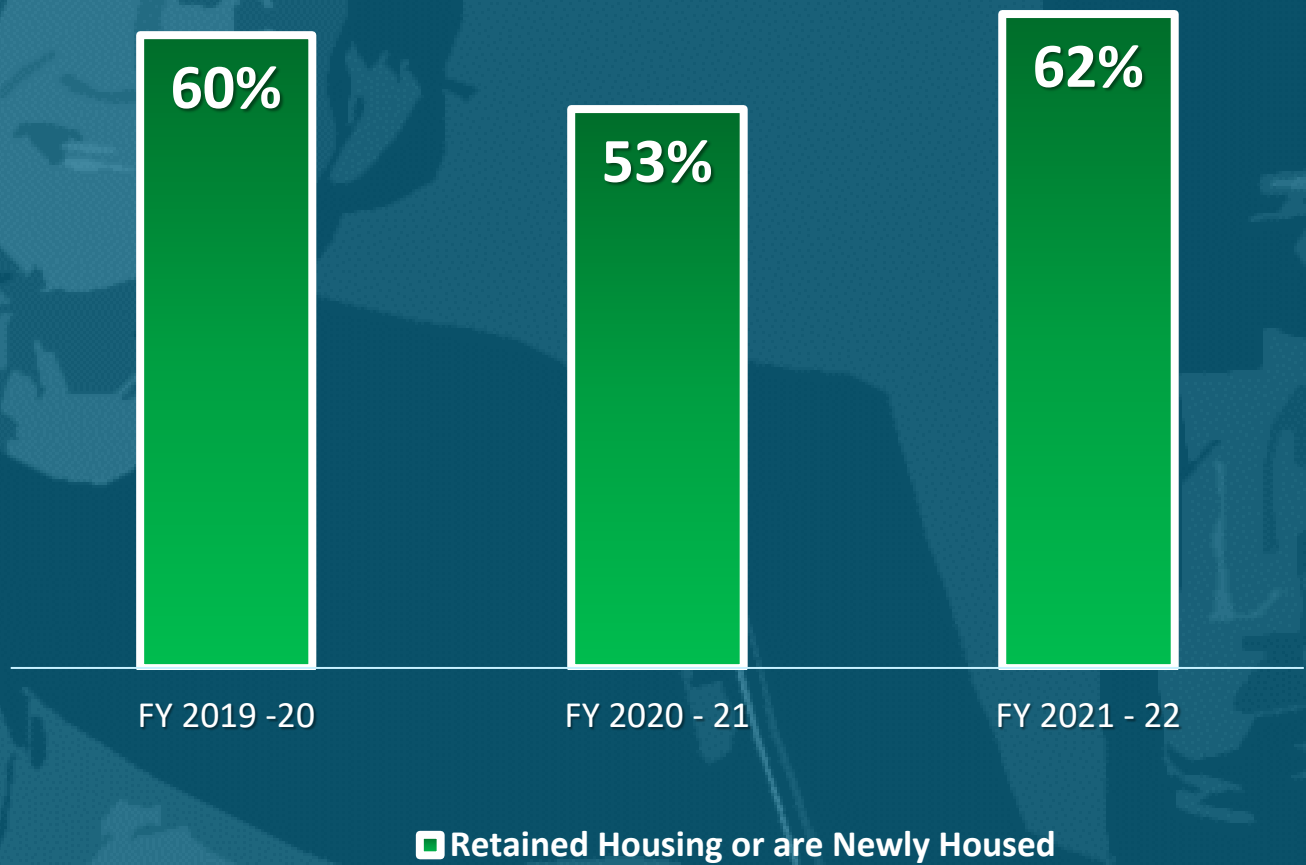
Latino/a/x people are seeing lower rates in the connections to Permanent Housing; which highlights the unique barriers that the community faces.

## Individual Adults Housed by Time Limited Subsidy Programs by Fiscal Year

After a slight decrease of total housed Adults in FY 2020 – 21, data shows a 9 percentage-point increase in FY 2021 – 22.

Data includes Adults newly housed and those retaining housing.

### Latino/a/x Housed by Time Limited Subsidies



## Key Takeaways

01

Latino/a/x people experiencing homelessness has increased by 26% since 2020

02

Latino/a/x veterans and seniors experiencing homelessness has increased significantly since 2020

03

Latino/a/x experiencing physical disabilities, developmental disabilities, and serious mental illness has increased

04

Latino/a/x experiencing homelessness are not readily accessing interim housing. We need to better understand why this is

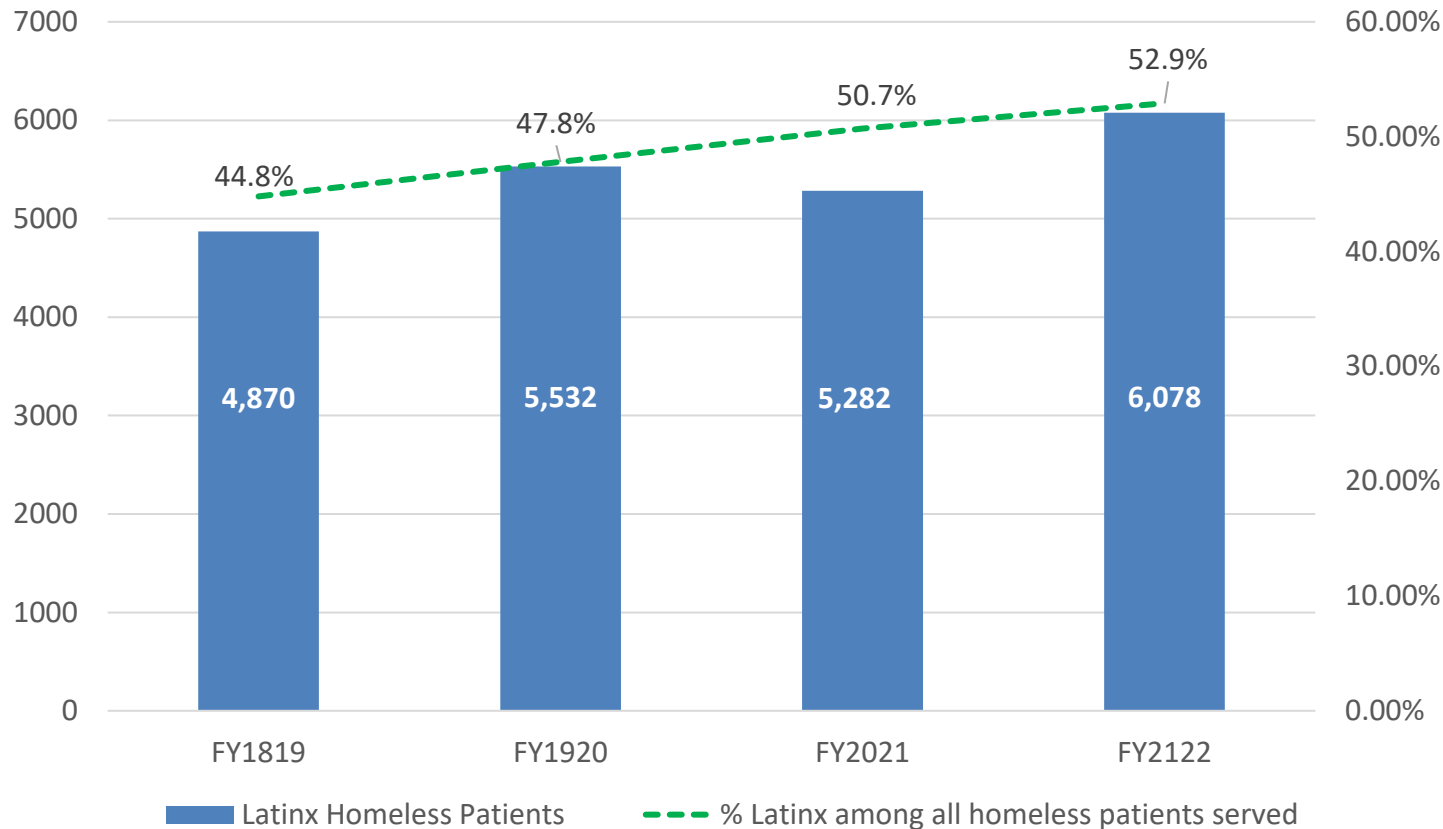
05

Latino/a/x experiencing homelessness has lower rates in connections to Permanent Housing

# Understanding the Journey: Characteristics, Treatment Effectiveness, Service Needs, and Barriers to Access of Latino/a/x Experiencing Homelessness

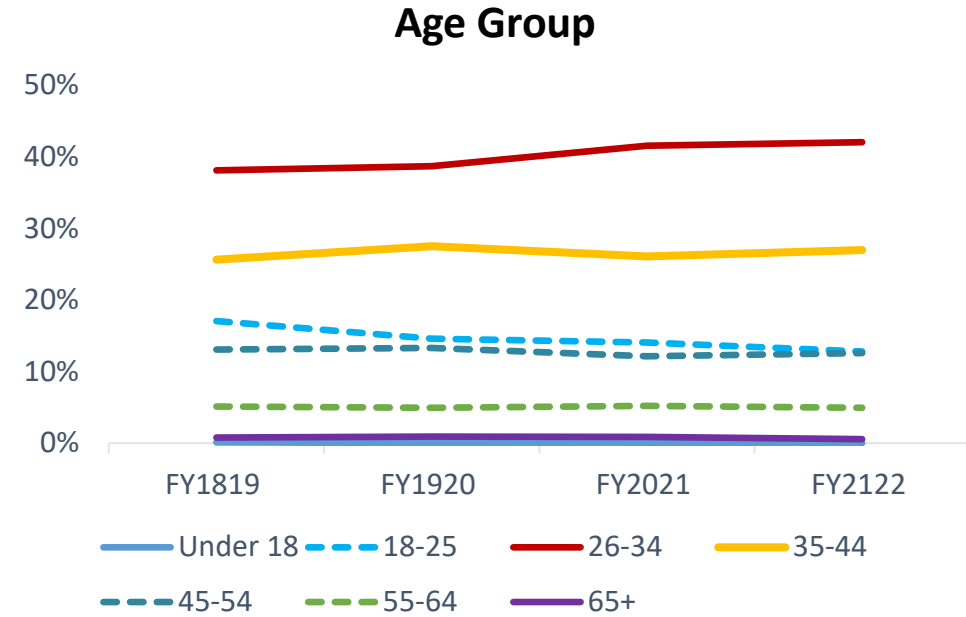
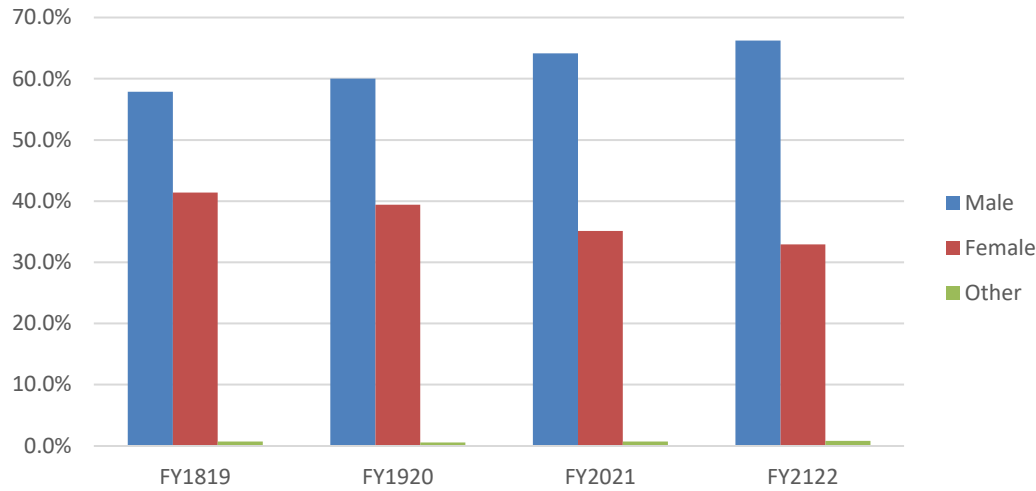


## Increase in Homeless Latino/a/x Clients Served

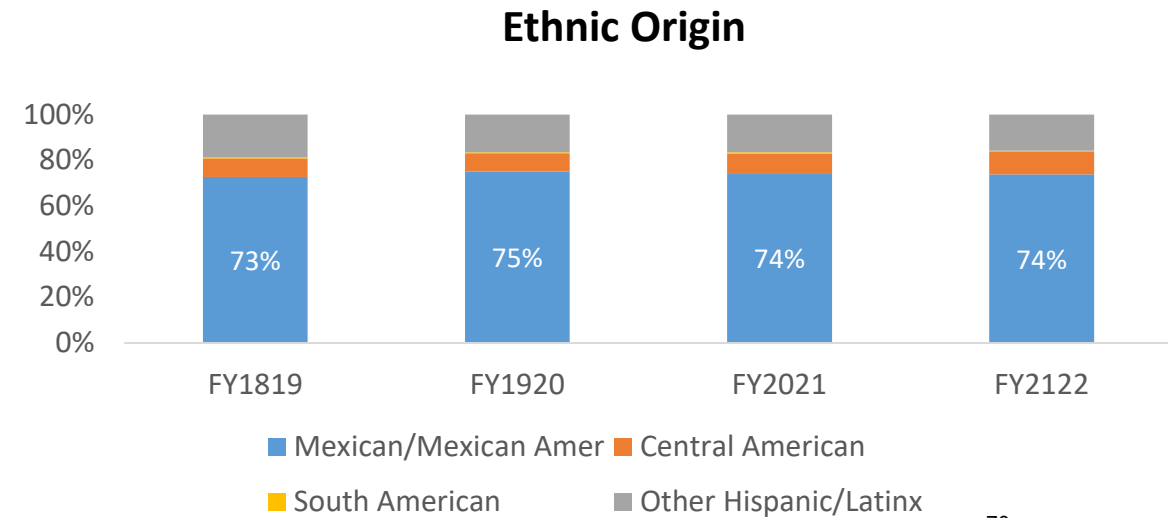
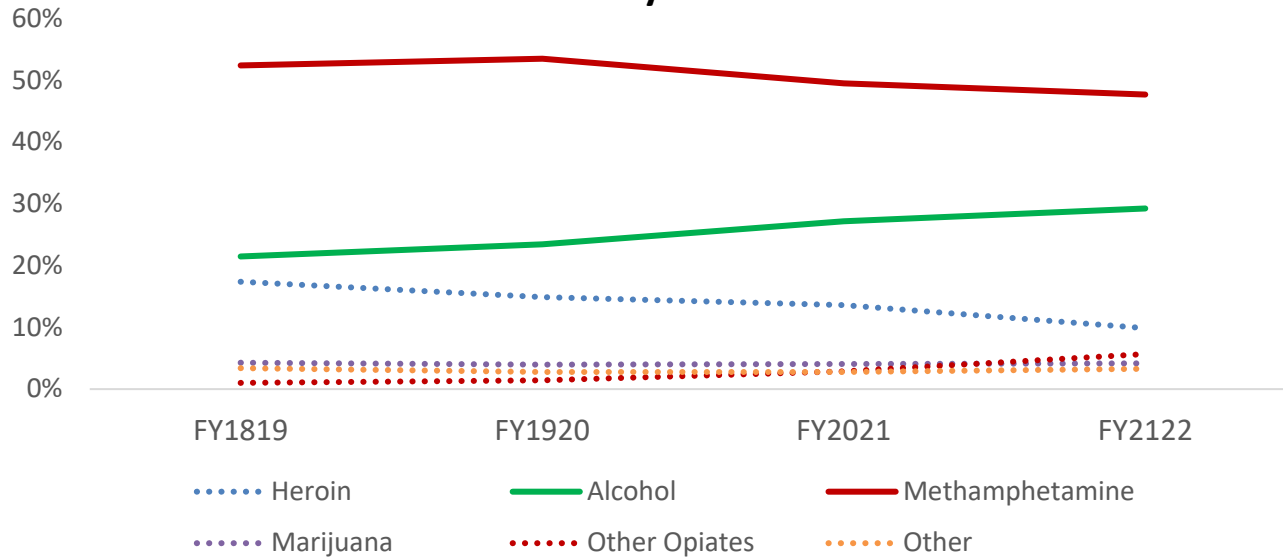


- In the fiscal year 2021-2022, there was a 25% increase in the number of homeless Latino/a/x clients served, compared to the fiscal year 2018-2019.
- Latino/a/x individuals accounted for 53% of all homeless patients served in the fiscal year 2021-2022, marking an 18% increase from the fiscal year 2018-2019.

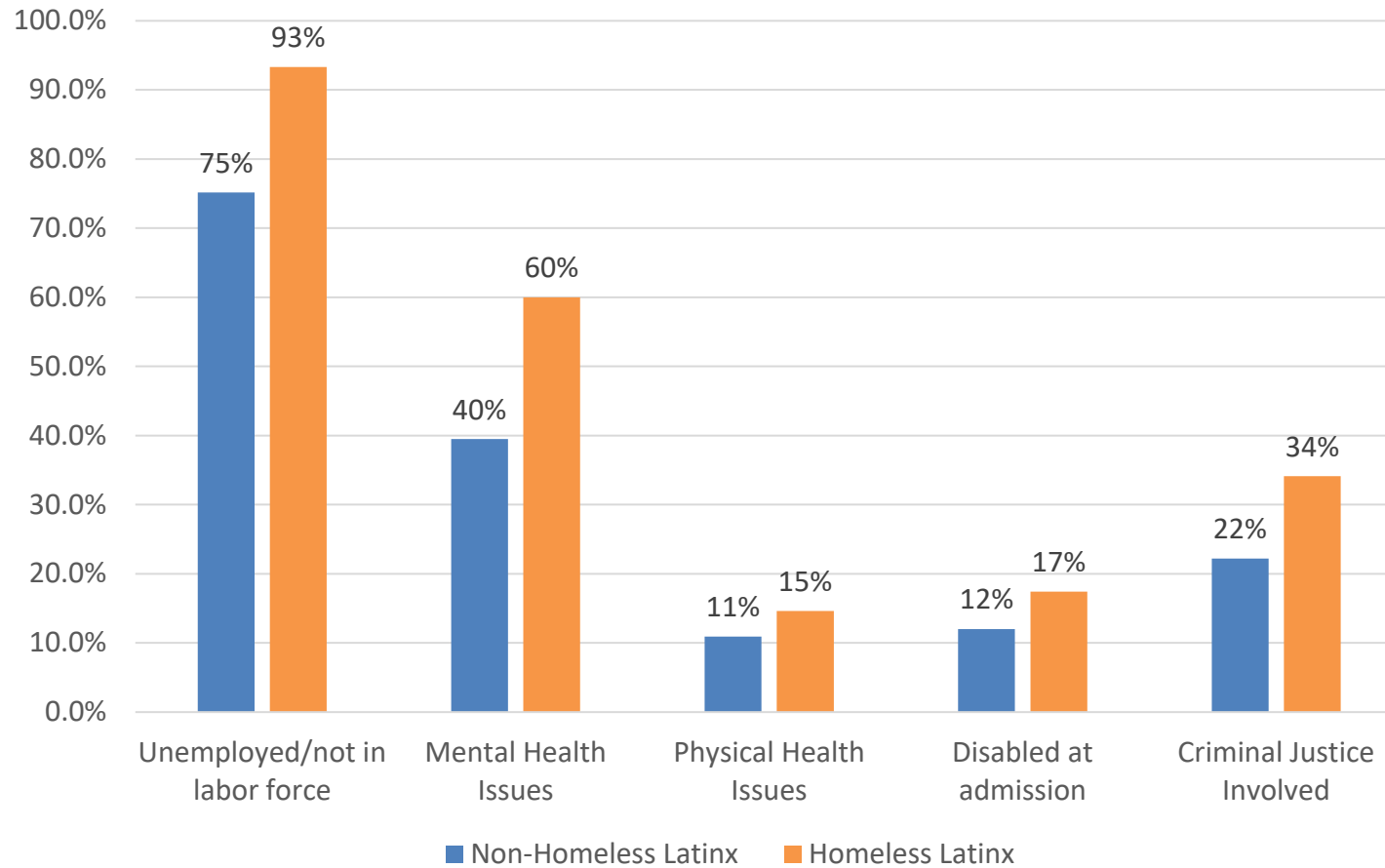
Source: California Outcome Measurement System (CalOMS)/Los Angeles County Participant Reporting System (LACPRS) data. Substance Abuse Prevention and Control, Los Angeles County Department of Public Health



## Most Common Primary Substance Use

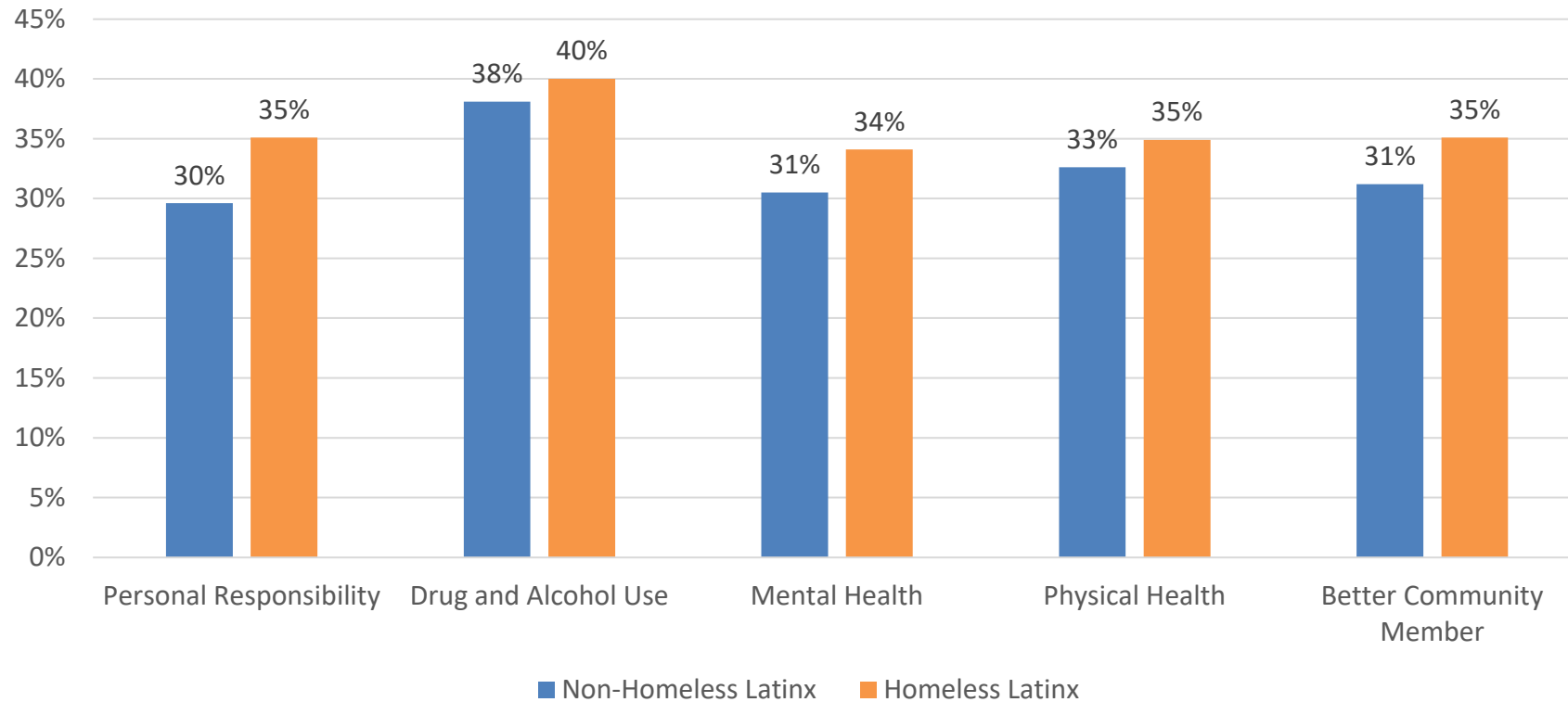


## Social Risk Factors: A comparison of Homeless and Non-Homeless Latino/a/x Clients



Source: California Outcome Measurement System (CalOMS)/Los Angeles County Participant Reporting System (LACPRS) data. Substance Abuse Prevention and Control, Los Angeles County Department of Public Health

## Treatment Outcomes: A comparison of Homeless and Non-Homeless Latino/a/x Clients



Despite facing greater social risk factors, homeless Latino/a/x clients reported higher rates of improvement/outcomes in various areas following SUD treatment.

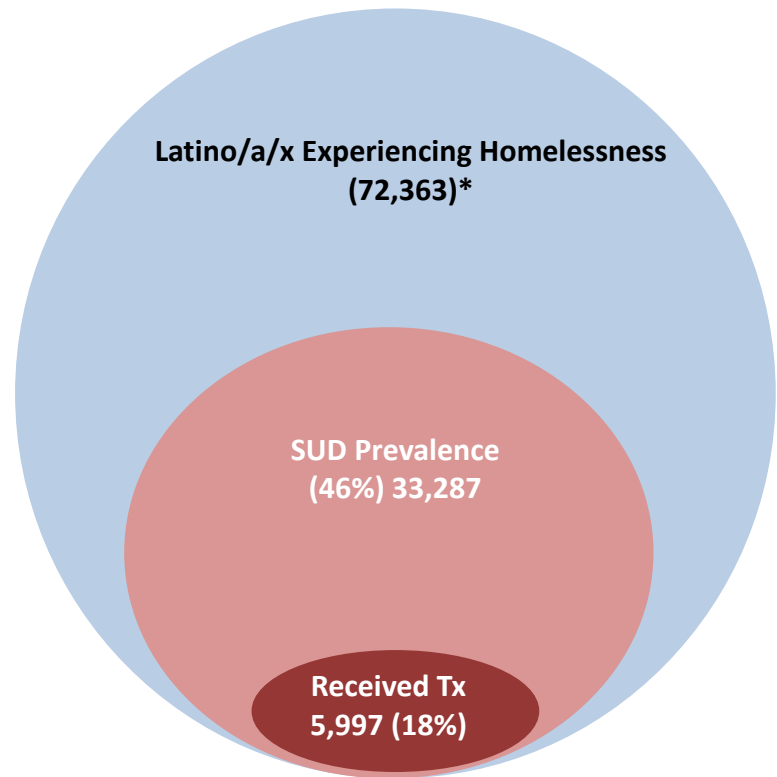
## Clients' Comments on the Effectiveness of SUD Treatment

### Client 1

“Drs. C. and S, were outstanding in my care. I'm doing extremely better and everyone notices and DR. S. is like an Angel that saved me. Dr. S. listened and acted and followed up with me like I truly mattered and it felt amazing and caused me to show up and take care of myself...I really feel like I matter now and I'm not joking. Dr S. pretty much saved me. I am not a drama person and I never complain or talk about my health so when I fell apart, this team literally pulled me out of my house to get the best care. I am so thankful truly. She walks softly but carries a big stuck. Just the best.”

### Client 2

“This program has saved my life. They've believed in me. Took a chance on me. And in turn they have taught me to believe in myself. The classes have been crucial to my inner success. My counselors, Mrs C. and Mrs L. have literally saved my life. They are blessings from God above!!!”



## Most common reasons for not seeking SUD treatment

- Stigma and fear of judgment (e.g., do not want others to find out)
- Denial or lack of recognition (e.g., thought the problem was not serious enough to seek help)
- Personal beliefs or cultural factors (e.g., substance use is a personal weakness, seeking help is unnecessary due to cultural norms or beliefs)
- Lack of awareness or knowledge
- Barriers to access

\* This is estimated based on the Los Angeles Homeless Service Authority's Point In Time Counts of 28,945 (2022)

# Opportunities for Further Research

**What Information Could Help Program Managers and Policy Makers Reduce Latino/a/x Homelessness and Housing Instability?**

Andy Perry and Max Stevens, LA County CEO-CIO  
LPEH Summit, May 26, 2023

## WHAT DO PATTERNS OF HOMELESS SERVICES USE SINCE 2017 SHOW US?

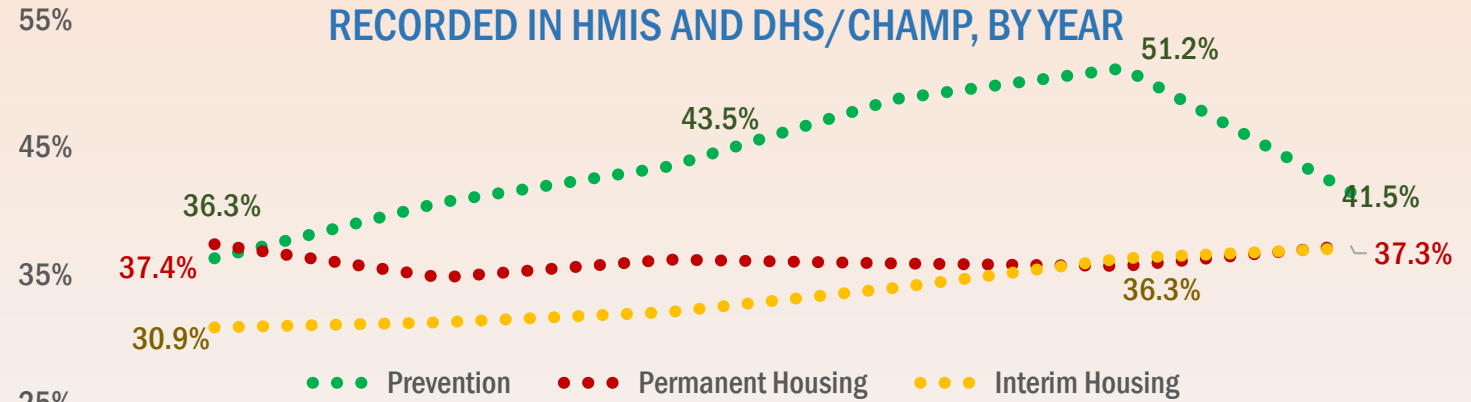
The demographic trends observed in the GLA COC PIT counts since 2017 suggest that the intensification in Latino/a/x housing instability pre-dates the onset of COVID-19.

This is reinforced by demographic trends observed between 2017 and 2021, a period over which the Latino/a/x segment of homelessness prevention services clients grew from 36.3 percent to 51.2 percent of newly enrolled clients.

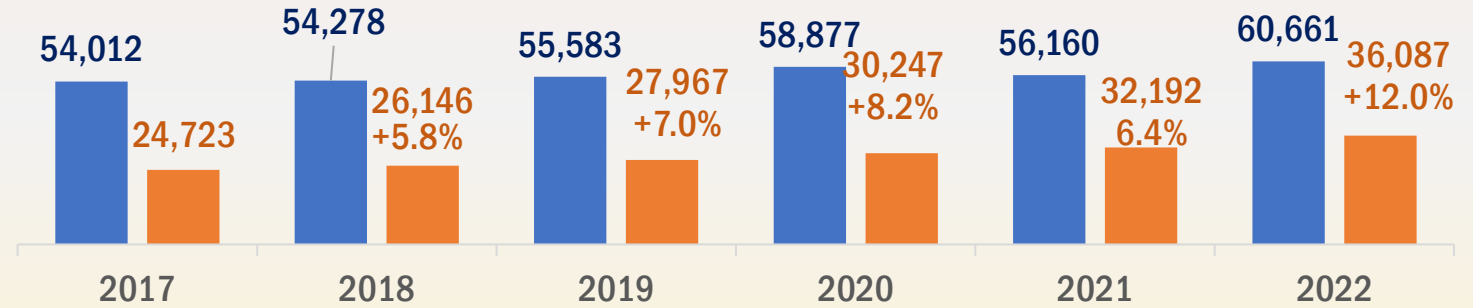
Relatedly, although Latino/a/x clients were the fastest growing demographic subset of homeless services system users in the County over this period, their 46 % net rate of expansion trailed behind their expanding share of the PIT count and, specifically, the 65.4% growth in unsheltered Latino/a/x homelessness.

Between 2020 and 2022, Latino/a/x clients opening new homeless services enrollments grew by 19.3 percent but Latino/a/x subset of the sheltered segment within the PIT count expanded by roughly 27 percent.


## LATINO/A/X SHARES OF NEW ENROLLMENTS IN SELECTED SERVICES RECORDED IN HMIS AND DHS/CHAMP, BY YEAR



## NEWLY ENROLLED CLIENTS HMIS AND CHAMP, BY YEAR AND DE-DUPLICATED



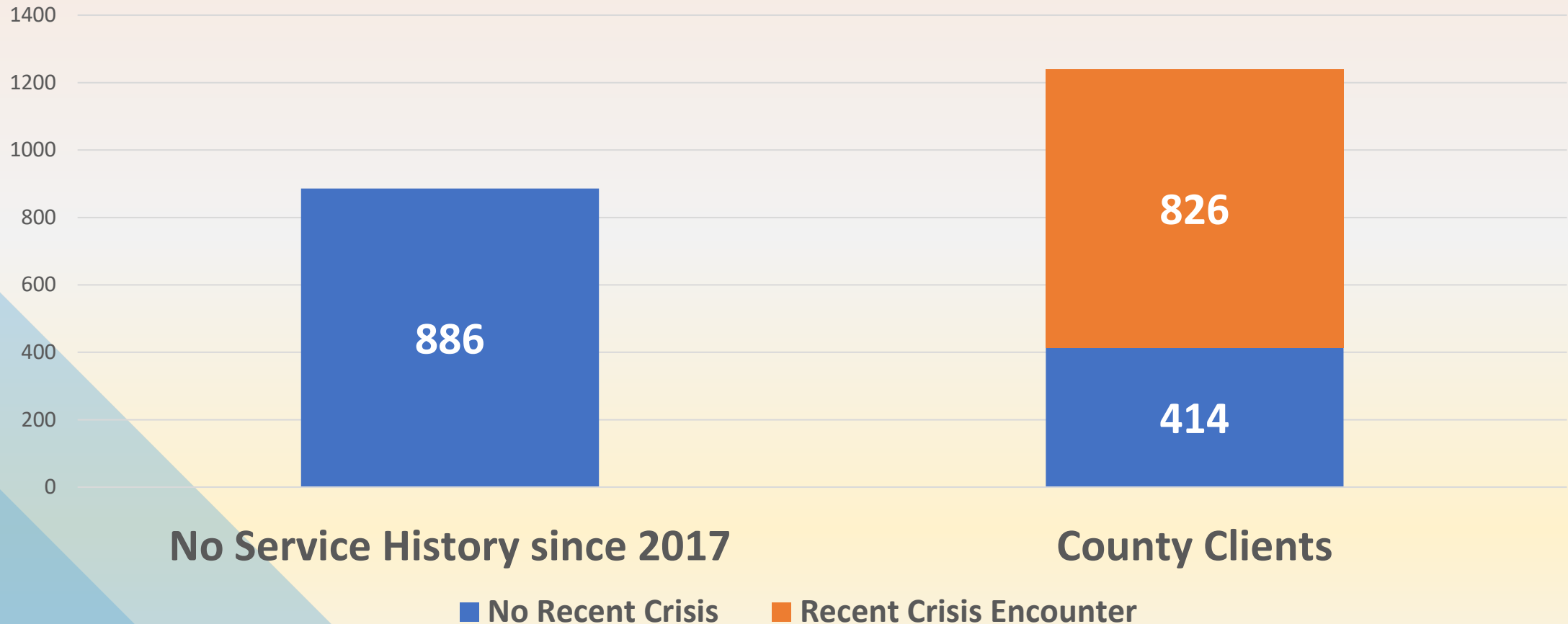
## GREATER LOS ANGELES COC PIT COUNTS 2017 THROUGH 2022



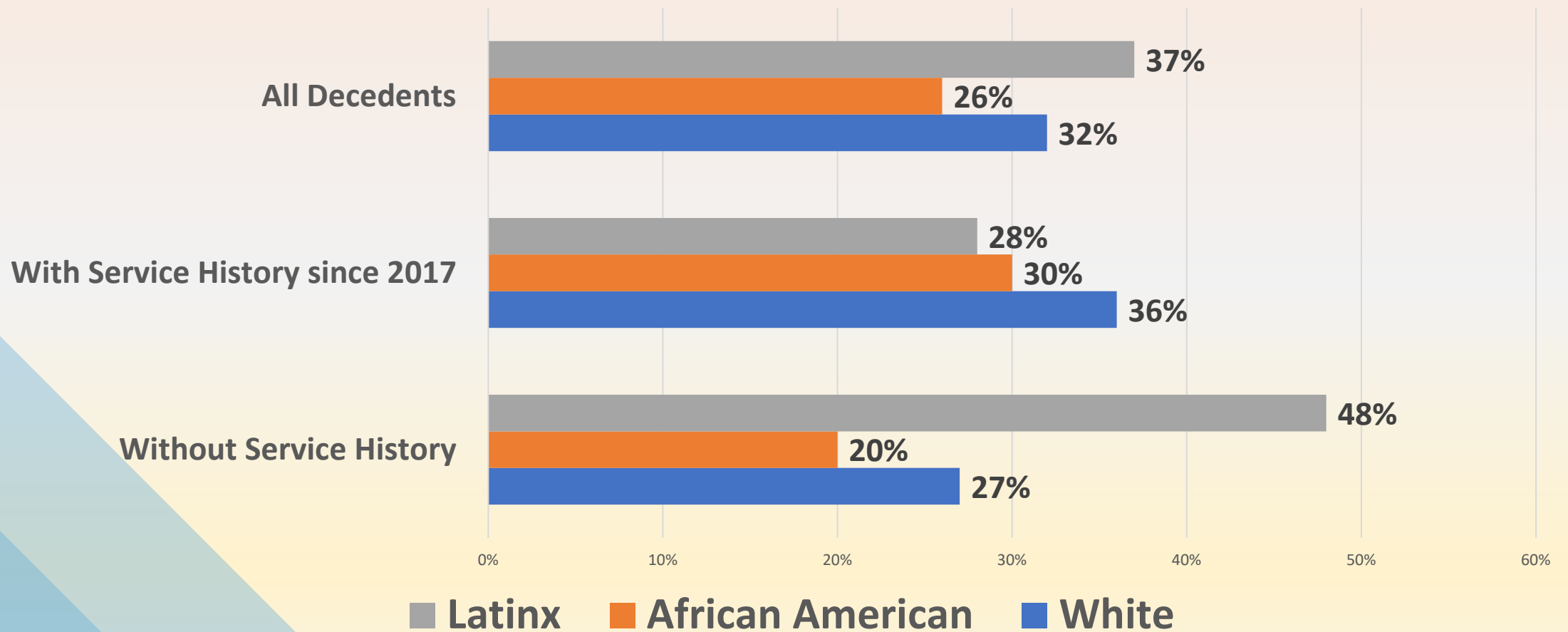
# Visualizing the Invisible

- Are there Latino/a/x Angelenos who are not being served by any portion the current social safety net?
- How can we use administrative data to answer this question?

# Homeless Decedents, January 2020-March 2021: A Tale of Two Populations



# Distribution of Race/Ethnicity Within Service History Categories



# WHY IS THE HOMELESSNESS CRISIS DISPROPORTIONATELY AFFECTING LATINO/A/X POPULATIONS HERE AND ELSEWHERE?

A COMPLEX PHENOMENON THAT WILL LIKELY NECESSITATE A MULTI-DIMENSIONAL SET OF SOLUTIONS, BUT THE PROCESS OF DEVELOPING SOLUTIONS WILL REQUIRE ADDRESSING SOME KEY QUESTIONS.

Annual enrollment in Homeless services grew by almost 50% between 2017 and 2022, versus 12.3 percent among Non-Latino/a/x clients, yet the number of homeless Latino/a/x persons tallied in the GLA CoC PIT count was roughly 58 percent higher in 2022 than in was in 2017, while the number of non-Latino/a/x persons counted in 2022 was only 6.1 percent higher..

- To what extent is the growth in Latino/a/x homelessness a phenomenon that can be explained by dynamics within the homeless services system?
- What factors outside the system are the most important and deserve the most attention:
  - Have ongoing inflationary pressures in Los Angeles County rental markets affected Latino/a/x residents disproportionately?
  - In comparative terms, how well connected are Latino/a/x clients to the mainstream services system, and how does the answer to this question affect their relative housing stability.?
  - Are we witnessing a ‘hangover effect’ of immigration policies imposed by the Federal government between 2017 and 2019?
  - To what extent did the coronavirus pandemic exacerbate the pre-existing trends that were already increasing Latino/a/x homelessness? What measures might reduce the impact of similar crises in the future?

What policy options, both from within the homeless services system and more generally, are available to combat Latino/a/x homelessness and housing instability?



# Table Dialogue #1



# TABLE DIALOGUES INSTRUCTIONS

## LATINOS EXPERIENCING HOMELESSNESS SUMMIT

### TABLE DIALOGUE #1: MAKING SENSE OF THE DATA

Participant Name(s): \_\_\_\_\_



Please discuss the following questions within your group. You may submit the group's responses using this form or scan the QR code to answer the questions digitally.

- 1) What surprised you about the data presented today?
  
- 2) Are there additional data that might help strengthen understanding of LEH around:
  - a) Gaps in Services
  - b) Access to Services
  - c) Existing Social Safety Net Programs
  
- 3) What data did you wish you learned more about?
  
- 4) What key partners should we connect with that might have additional data/information?

#### PARTNER INVENTORY

If you are engaged in homelessness work and specifically around Latinos experiencing homelessness, please share your information below and we will connect with you as we move forward in this work.

Org./Dept.:

What program or service do you provide?

What kind of data do you have that can be shared?

Contact Name:

Contact Email:

# TABLE DIALOGUES INSTRUCTIONS

Please discuss within your group the following questions.

- 1) Take a few minutes to individual review the questions.
- 2) Identify a facilitator to support in moving the conversation forward
- 3) Identify a notetaker for your group.
- 4) Document who is part of table/breakout group.
- 5) Discuss each question and ask the notetaker to document the responses in this form.

For those joining us **virtually**, you will be sent into a breakout room, where you can answer as a group the questions in the form.

You can complete the form online using the following link:

<https://forms.office.com/g/PNcAV5CczQ>



# Lunch

UNTIL 1:00PM





# Panel: Understanding the data and identifying solutions




# AFTERNOON PANEL: PARTNERS



Moderator: Clifton Trotter, LAHSA



Panelist: Raquel Roman, Proyecto Pastoral at Dolores Mission



Panelist: Jose 'Che' Ramirez, City of Los Angeles



Panelist: Anabella Bastida, CHIRLA



Panelist: Samantha Vethavanam, LAHSA



## Table Dialogues #2



# TABLE DIALOGUES INSTRUCTIONS

## LATINOS EXPERIENCING HOMELESSNESS SUMMIT

### TABLE DIALOGUE #2: UNDERSTANDING RESEARCH AND SOLUTIONS

Participant Name(s): \_\_\_\_\_



Please discuss the following questions within your group. You may submit the group's responses using this form or scan the QR code to answer the questions digitally.

- 1) What was discussed in the panel that should be prioritized as a solution?
- 2) What additional solutions not discussed should be considered or explored?
- 3) In thinking about the County's safety net, what are the key areas/programs that could help prevent Latino People experiencing homelessness or homelessness broadly?
- 4) Are there examples of other solutions (to other communities experiencing homelessness) that might be applicable for Latinos?

#### PARTNER INVENTORY 2

We are planning to host listening sessions across LA County. If you know of specific communities or organizations that we should connect with, please share their information below.

Org./Dept.:

What part of LA County do they reside/represent?

Is there a specific area that they could speak to?

Contact Name:

Contact Email:

# TABLE DIALOGUES INSTRUCTIONS

Please discuss within your group the following questions.

- 1) Take a few minutes to individual review the questions.
- 2) Identify a facilitator to support in moving the conversation forward
- 3) Identify a notetaker for your group.
- 4) Document who is part of table/breakout group.
- 5) Discuss each question and ask the notetaker to document the responses in this form.

For those joining us **virtually**, you will be sent into a breakout room, where you can answer as a group the questions in the form.

You can complete the form online using the following link:

<https://forms.office.com/g/KLMcSn7WZ5>



# Next Steps



# IMPLEMENTATION ROADMAP





# CLOSING



# ALL IN: Federal Strategic Plan to Prevent and End Homelessness

“So much of the work around homelessness is focused on the emergency of it. That is kind of the nature of the work, which I understand. But until we can go way upstream, it will always be an emergency, and people will always be struggling.”

– Student from Missoula, Montana



**Chief  
Executive  
Office.**

**COUNTY OF LOS ANGELES**

Kenneth Hahn Hall of Administration  
500 West Temple Street, Room 713, Los Angeles, CA 90012  
(213) 974-1101 ceo.lacounty.gov

**ACTING CHIEF EXECUTIVE OFFICER**

Joseph M. Nicchitta

December 1, 2025

To: Supervisor Kathryn Barger, Chair  
Supervisor Hilda L. Solis  
Supervisor Holly J. Mitchell  
Supervisor Lindsey P. Horvath  
Supervisor Janice Hahn

From: Joseph M. Nicchitta   
Acting Chief Executive Officer  
Joseph M. Nicchitta (Nov 30, 2025 13:54:27 PST)

**REPORT BACK ON IMMEDIATE ACTION FOR THE GROWING NUMBER OF  
LATINOS EXPERIENCING HOMELESSNESS (ITEM NO. 23, AGENDA OF  
OCTOBER 18, 2022)**

On October 18, 2022, the Board of Supervisors (Board) adopted a [motion](#) directing the Chief Executive Office (CEO) Anti-Racism, Diversity, and Inclusion (ARDI) Initiative to work with the Los Angeles Homeless Services Authority (LAHSA) to assess gaps in Los Angeles County's (County) social service system that contribute to the rising number of Latinx People Experiencing Homelessness (LPEH). On September 8, 2023, ARDI submitted a [report back](#) outlining an implementation roadmap and progress to date. To allow for deeper community engagement, ARDI extended the timeline and coordinated with multi-agency partners.

This report back provides an update on implementation progress, summarizes the findings of the Task Force on LPEH (Task Force), and presents final recommendations for Board consideration. Attachments include the initial recommendations for implementation (Attachment I), sounding board session data (Attachment II), and the full Task Force report (Attachment III).



## **Background**

Between 2018 and 2024, the number of Latinx residents experiencing homelessness in the County increased by 76 percent, according to LAHSA data<sup>1</sup>. The 2022 Greater Los Angeles Homeless Count found that Latinx residents comprised approximately 45 percent of the County's unhoused population yet were less likely to access County services compared to other groups. In response, the Board's October 18, 2022, motion (Item No. 23) directed ARDI to collaborate with LAHSA to identify systemic barriers, convene stakeholders, and propose solutions.

Following the Board's directive, ARDI convened an LPEH summit in May 2023 and conducted multiple sounding board sessions across all Supervisorial Districts in early 2024. These efforts in Attachment II detailed the formation of the Task Force, a cross-sector body of 30 community, academic, City, and County leaders tasked with developing actionable solutions. These sessions, combined with LAHSA's listening sessions and the Task Force's work, provided a foundation for the initial recommendations for implementation presented in Attachment I.

The Task Force applied a targeted universalism framework, which sets the goal that no person should live unsheltered while tailoring strategies to address the specific risks and barriers faced by Latinx residents. Participants included service providers, community-based organizations, and residents with lived experience. The Task Force found that existing prevention and homeless service programs often fail to adequately reach Latinx households due to lack of trusted messengers, insufficient language capacity, and limited integration with community-based organizations. Community feedback from over 800 coded responses confirmed that systemic gaps in access, affordability, and trust exacerbate the vulnerability of Latinx residents to housing insecurity.

Through historical analysis, quantitative data, and community engagement, the Task Force identified persistent challenges including language barriers, lack of cultural competence, immigration-related fears, information gaps, and wage theft. The Task Force's recommendations focus on prevention, culturally responsive service delivery, equitable access to County programs, and stronger interdepartmental coordination. Adoption of these recommendations will allow the County to address documented disparities while improving services for all residents vulnerable to homelessness. Some recommendations can be advanced with existing resources, such as enhancing cultural competence training and strengthening outreach.

---

<sup>1</sup> Los Angeles Homeless Services Authority. (2018, 2024). *Greater Los Angeles Homeless Count – Los Angeles Continuum of Care*.

Each Supervisor  
December 1, 2025  
Page 3

Other recommendations include exploring the feasibility of expanding guaranteed income pilots with wraparound services. This robust engagement process ensured that recommendations reflect both data and lived experience.

### **Recommendations and Next Steps**

The Task Force recommends a comprehensive strategy that emphasizes prevention, culturally responsive service delivery, and stronger partnerships with trusted community organizations. Key recommendations include:

- Expanding cultural competence and language access across County departments and service providers and strengthening outreach and engagement through partnerships with community-based organizations;
- Improving data collection and transparency to better reflect Latinx residents' experiences;
- Developing prevention models, including identifying existing wraparound services for vulnerable groups such as transition-age youth and older adults; and
- Enhancing coordination across departments to deliver integrated, whole-person services.

These recommendations offer an initial framework for future action to help mitigate the rise in the number of Latinx experiencing homelessness. ARDI will continue to partner with stakeholders to identify no to low-cost strategies to move forward.

Should you have any questions concerning this matter, please contact me or D'Artagnan Scorza, Ph.D., Executive Director of Racial Equity, at (213) 974-1761 or [dscorza@ceo.lacounty.gov](mailto:dscorza@ceo.lacounty.gov).

JMN:JG  
DS:JN:SS:es

### Attachments

c: Executive Office, Board of Supervisors  
Health Services

<b>TASK FORCE ON LATINX PEOPLE EXPERIENCING HOMELESSNESS (TASK FORCE) RECOMMENDATIONS FOR IMPLEMENTATION</b>			
<b>#</b>	<b>ALIGNMENT</b>	<b>RECOMMENDATION</b>	<b>AGENCIES INVOLVED</b>
<b>1</b>	<p>Aligned with: American Indian/ Native American workgroup</p> <p>Black People Experiencing Homelessness Workgroup</p> <p>Latinx People Experiencing Homelessness (LPEH) Task Force</p>	<p>Recommendation 15. (Page 87) Promote a culturally responsive, “Whole Person” Service Delivery that leverages a wide range of resources to provide patient physical, behavioral, and social support while also incorporating community wellness, intergenerational rituals, cultural sharing, and the interconnectedness between body, mind, and spirit.</p>	<p>Arts and Culture Chief Executive Office (CEO), Homeless Initiative (HI) Mental Health (DMH) Health Services (DHS) Public Social Services (DPSS)</p> <p>*New County Department on Homelessness and Housing / Los Angeles County of Housing Solutions Agency</p>
<b>2</b>	<p>Aligned with: American Indian/Native American workgroup</p> <p>Black People Experiencing Homelessness Workgroup</p> <p>LPEH Task Force</p>	<p>Recommendation 24. (Page 89) To improve data collection processes to more accurately capture the LPEH include queries related to language barriers and language needs. In addition, develop a plan, and assess feasibility of implementation, to track and measure individuals/families who are turned away from the homeless services system due to being doubled up and/or living in informal tenancy arrangements or otherwise experiencing homelessness or housing instability that does not meet the HUD definitions (for example, somebody paying on their own nightly for motel/hotel).</p> <p>Recommendation 44. (Page 92) Develop and pilot low-barrier, culturally sensitive data collection methods that encourage community participation, particularly among vulnerable populations, standardize data collection across entities to improve comparability and transparency, and incorporate qualitative data, such as personal stories, to capture a fuller picture of community needs. Increase the frequency of publicly available data</p>	<p>CEO-HI Chief Information Office (CIO) Children and Family Services (DCFS) DHS DMH DPSS</p> <p>*New County Department on Homelessness and Housing</p>

<b>TASK FORCE ON LATINX PEOPLE EXPERIENCING HOMELESSNESS (TASK FORCE) RECOMMENDATIONS FOR IMPLEMENTATION</b>			
<b>#</b>	<b>ALIGNMENT</b>	<b>RECOMMENDATION</b>	<b>AGENCIES INVOLVED</b>
		updates, particularly from agencies like LAHSA, to ensure information is current and accessible. Ensure that data collection teams represent the communities they serve, focusing on including more POC assessors to build trust. Establish a public-facing dashboard to provide real-time data and benchmarks for tracking progress.	
<b>3</b>	Aligned with: American Indian/Native American workgroup  Black People Experiencing Homelessness Workgroup  LPEH Task Force	Recommendation 11. (Page 86) Expand the Promotora and Wellness Ambassador models to focus on relationship-building and preventative services for Latinx families rather than immediate treatment and diagnosis. Train community members to promote healthy living and provide peer support, bridging the gap between traditional health services and the community. Ensure cultural sensitivity by avoiding stigmatizing language related to homelessness and using social activities and shared meals as opportunities to introduce Promotora support. To scale this model, secure funding to train additional Promotoras, enhancing the reach and impact within the community.	Aging and Disabilities (AD) CEO-HI DCFS DMH Public Health DPSS Department of Economic Opportunity (DEO) Department of Youth Development (DYD)  *New County Department on Homelessness and Housing
<b>4</b>	Aligned with: LPEH Task Force	Recommendation 4. (Page 85) Breathe LA is a guaranteed income pilot project that provides 1,000 eligible residents with \$1,000 per month for three years and Los Angeles County DCFS foster youth with \$1,000 per month for two years. Expand the Breathe LA Guaranteed Income program and partner with municipalities to broaden the capacity and funding to support Latinx people experiencing housing insecurity.	AD CEO – Poverty Alleviation Initiative DCFS DPSS DYD
<b>5</b>	Aligned with: LPEH Task Force	Recommendation 22. (Page 89) To develop trusted, accurate information channels, working with the Office of Immigrant Affairs and trusted community-based partners, co-create a centralized knowledge and resource hub (bank) tailored to the Latinx community. In multiple languages, it should provide easy-to-	AD DEO DPSS DYD

TASK FORCE ON LATINX PEOPLE EXPERIENCING HOMELESSNESS (TASK FORCE) RECOMMENDATIONS FOR IMPLEMENTATION			
#	ALIGNMENT	RECOMMENDATION	AGENCIES INVOLVED
		<p>read information about homelessness services, tenant rights, eviction prevention, fair housing rights, homelessness prevention resources, and anti-scam awareness.</p> <p>Recommendation 42. (Page 92) To improve access and understanding, develop a centralized resource hub with hyperlinks and a list of LA County programs categorized by population. Uplift community experts and consultants and invest in partnerships across the county.</p>	
6	Aligned with: LPEH Task Force	<p>Recommendation 8. (Page 86) The City and County should implement a Unitary Enforcement strategy that integrates fair labor practices across the city, county, and state levels, targeting industries with a high percentage of low-wage workers.</p> <ul style="list-style-type: none"> <li>• Establish a unified "One Stop Shop" for labor violation reporting and enforcement, collaborate with CBOs to address wage theft, and expand resources for these efforts.</li> <li>• Launch a community education program to raise awareness of labor rights, ensure a safe space for reporting with immigration protection, and promote ITIN usage.</li> <li>• Allocate funding to scale these initiatives and support stable employment pathways.</li> </ul> <p>Recommendation 61. (Page 96) Workers' Protections and Justice Fund: Wage theft, as a form of lost income, is a significant driver of housing insecurity. Guidance should be provided (through training or other means) to case managers to help them ensure that immigrant workers are informed about their work rights, know where to report workplace abuse, and get help in recovering stolen wages. Additionally, non-citizens with certain statuses aren't eligible for Workers' Compensation and other employment safety net services. Relevant organizations should continue or begin advocating at the state or local level for a restitution fund to be established to help low-</p>	City and Municipal partners Consumer and Business Affairs

**TASK FORCE ON LATINX PEOPLE EXPERIENCING HOMELESSNESS (TASK FORCE)  
RECOMMENDATIONS FOR IMPLEMENTATION**

#	ALIGNMENT	RECOMMENDATION	AGENCIES INVOLVED
		income, non-legalized immigrant workers awaiting restitution of stolen wages.	

## **Sounding Board Session Brief**

### **Introduction**

On October 18, 2022, the Los Angeles County Board of Supervisors (Board) adopted the motion “Immediate Action for the Growing Number of Latinos Experiencing Homelessness” in response to alarming findings from the Los Angeles Homeless Services Authority (LAHSA). The 2022 Greater Los Angeles Homeless Count identified significant gaps in the County’s social service system contributing to the increase in Latinx residents experiencing homelessness. Latinx residents represented roughly 45 percent of the 69,144 homeless individuals in Los Angeles County (County), a figure that had grown by 26 percent since 2020. Despite this disproportionate representation, Latinx residents significantly underutilized County services.

This data challenges the long-held “Latino paradox” assumption that strong social and family networks protected Latinx households from homelessness. The COVID-19 pandemic further revealed how economic vulnerabilities in Latinx communities—such as job losses and wage instability—intersected with information gaps and language barriers. For example, the *Los Angeles Times* documented the case of a Latinx family in Boyle Heights who, unaware of their tenant rights during the pandemic, faced eviction and relocation, which ultimately increased their housing costs and forced them into homelessness. Such examples highlight the urgent need to address systemic service barriers.

In response, the motion directed the Anti-Racism Diversity and Inclusion (ARDI) initiative to identify systemic gaps and barriers facing housing-insecure Latinx residents and to provide recommendations to improve service delivery. ARDI, in collaboration with LAHSA, began a multi-phase assessment to examine service accessibility, cultural competence, and policy-related challenges. To deepen this understanding, ARDI launched a series of sounding board sessions across all five Supervisorial Districts.

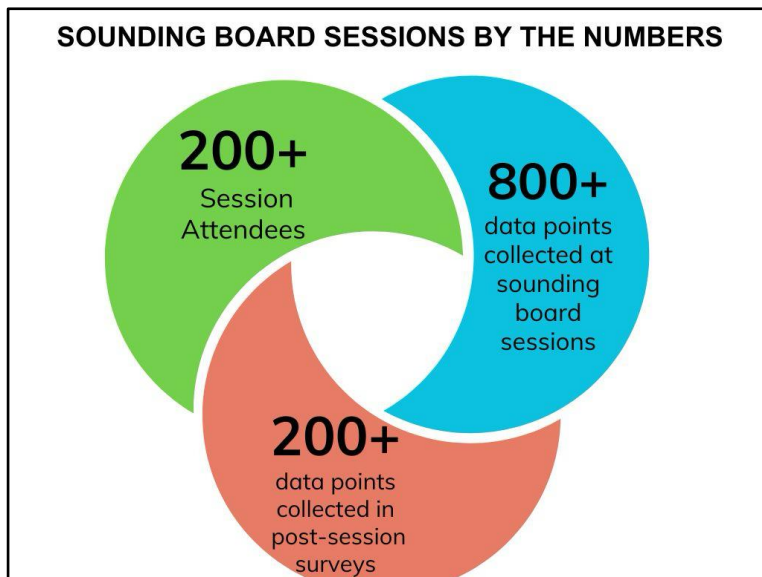
### **Methodology**

Between January and March 2024, ARDI hosted five in-person sounding board sessions—one in each Supervisorial District—along with two virtual sessions. More than 300 participants engaged in these discussions, including nonprofit and public agency professionals, Community-Based Organizations (CBOs), and residents with lived experience of homelessness. In addition, LAHSA conducted resident listening sessions across the County beginning in February 2024, and the Prevention and Promotion System Governing Committee (PPSGC) and the Chief Executive Office (CEO) Homeless Initiative (HI) convened additional stakeholder discussions.

A comprehensive data collection process was used to capture input. Participants provided feedback through structured breakout sessions, surveys, and facilitated discussions. In total, more than 800 individual data points were coded into 12 thematic categories: access and systemic barriers, cultural competency, funding gaps, housing affordability, housing availability, immigration, information gaps, lack

of trust in government, language barriers, navigating bureaucracy, staffing shortages, and the role of trusted partners. The coding of responses ensured that both quantitative and qualitative feedback was systematically analyzed.

Facilitators guided participants through seven guiding questions, which covered topics including culturally responsive strategies, the role of social networks, COVID-19 impacts, immigration barriers, navigating the County housing system, and identifying support needed by nonprofits and faith-based organizations. Participants selected two priority questions per session, while all participants also had the opportunity to complete a standardized post-session survey, either in person or online.



To ensure broad participation, outreach materials were developed in English and Spanish, and simultaneous interpretation was available at all sessions. Registration forms collected pre-session data that informed the session design and panel topics. Additional input was gathered through two focused listening sessions with members of the Southeast Los Angeles (SELA) Learning Collaborative and case managers from the Department of Health Services Homeless Prevention Unit.

This methodology ensured that diverse voices were captured across geography, lived experience, and professional expertise, creating a comprehensive foundation for the Latinx People Experiencing Homelessness Task Force’s (Task Force) subsequent analysis and recommendations.

### **Findings and Gaps Assessment by Supervisorial District**

To meet the Board’s directive to identify gaps and barriers to services, ARDI partnered with the California Community Foundation and ASG Strategy Consulting Inc. to analyze the experiences and challenges of Latinx residents facing housing insecurity and homelessness in the County. Sounding board sessions were structured around seven guiding questions, covering topics such as culturally responsive strategies, the role of social networks, immigration status, navigating the County housing system, and the support needs of nonprofits and faith-based organizations. Participants also examined the impact of COVID-19 and identified policies and recommendations for inclusion in the final report.

Feedback was collected and analyzed by Supervisorial Districts (1–5). The following sections summarize community findings and service provider gap assessments, including barriers, challenges, and initial recommendations generated during the sounding board sessions. This information was vetted with the Task Force and refined through a convening of County partners and stakeholders in August 2025.

## District 1

Community participants in District 1 highlighted significant barriers related to housing affordability and immigration status. Many shared that fear of engaging with government programs due to concerns about immigration enforcement prevented families from seeking assistance. Residents emphasized that language access remains a critical challenge, with County resources and housing program information often unavailable in Spanish or presented in technical language that was difficult to understand.



Participants also raised concerns about wage theft and economic exploitation, particularly among day laborers and informal workers. Families described doubling up with relatives or friends as a common short-term solution, which created unstable and overcrowded living conditions that often preceded homelessness. Service navigation challenges, including complex application processes and long wait times, were frequently cited as deterrents to accessing County resources.

## Gaps Assessment with Service Providers – District 1

Service providers in District 1 noted that existing homelessness prevention programs are not sufficiently tailored to Latinx families. Agencies highlighted the need for more bilingual staff and culturally responsive outreach strategies. Providers also reported gaps in coordination between County departments and CBOs, which often left families unaware of available programs or unable to navigate them effectively. Funding for smaller, CBOs was identified as insufficient, limiting their ability to scale trusted and effective prevention strategies.



## District 2

Community participants in District 2 emphasized the intersection of housing insecurity with public safety and employment instability. Several residents described experiencing harassment or discrimination when attempting to access rental housing, often tied to language barriers or immigration status. Families in district 2 reported that overcrowding and doubling up were common responses to unaffordable rent, but these strategies frequently collapsed when hosts faced their own financial challenges. Participants also identified a lack of affordable childcare as a driver of economic instability, making it harder to maintain employment and housing.

Concerns were also raised about the accessibility of County services. Many residents were unaware of available prevention programs, and those who had tried to engage with programs described long delays and confusing processes. Residents strongly favored working with trusted CBOs that could provide information in Spanish and guide them through bureaucratic requirements.



### **Gaps Assessment with Service Providers – District 2**

Service providers in District 2 reported that resource limitations constrained their ability to serve Latinx households at risk of homelessness. Providers identified the need for expanded funding to increase bilingual staff and outreach workers, noting that current caseloads prevent staff from conducting meaningful engagement. They also stressed the lack of coordination

between County agencies and CBOs, which created gaps in referrals and follow-up. Providers called for more flexible funding streams to support immediate financial assistance for rent and utilities, as existing programs were often too rigid or slow to respond to urgent needs.

An emerging recommendation was for improving data-sharing agreements between County agencies, including school districts, to avoid duplicating services and to improve system coordination. This would ensure more comprehensive and trackable service delivery across the County. The panelists, in their comprehensive overview, highlighted the multifaceted challenges faced by the Latinx community in navigating housing and health systems. They emphasized the need for innovative solutions, better inter-agency collaboration, and a focus on cultural competence to effectively support and empower the Latinx community in Los Angeles.

### **District 3**

Community participants in District 3 reported that high housing costs and limited affordable housing supply were the most pressing challenges. Families described being rent burdened and frequently moving in search of lower-cost options, which disrupted stability for children in schools and family members in jobs. Participants highlighted that many Latinx households in this district do not qualify for housing assistance due to mixed immigration status or income thresholds that do not reflect the high cost of living in the area.



Residents also noted that navigating the housing system was especially difficult without Spanish-language support, and that many online applications for rental assistance or benefits were inaccessible to families without reliable internet. A recurring theme was distrust of government institutions, which led some families to avoid seeking services altogether.

### **Gaps Assessment with Service Providers – District 3**

Service providers in District 3 emphasized the lack of affordable housing stock as the primary barrier to serving Latinx families. They reported that even with vouchers or subsidies, families struggled to find landlords willing to rent to them. Providers also identified insufficient staffing for outreach and case management, particularly for Spanish-speaking households. Nonprofit organizations expressed that their ability to bridge these gaps was limited by funding restrictions and inconsistent coordination with County departments. Providers recommended expanded landlord engagement strategies and flexible housing subsidies tailored to the cost realities of District 3.

### **District 4**

Community participants in District 4 described widespread challenges tied to rising rents, displacement pressures, and the impact of short-term employment on family stability. Residents reported that evictions and landlord harassment were common with many households lacking access to legal assistance or knowledge of tenant rights. Participants also noted that older adults in Latinx families were especially vulnerable, as fixed incomes were insufficient to meet housing costs. In addition, parents described limited availability of culturally and linguistically appropriate mental health services, which compounded stress and instability within households.

Immigration-related fears continued to be a recurring issue, particularly among mixed-status families who worried that engaging with County programs could put

them at risk. Families reported avoiding services even when in crisis, instead relying on informal community networks.

### **Gaps Assessment with Service Providers – District 4**



Service providers in District 4 identified gaps in prevention resources, particularly for households facing sudden income loss or eviction. Providers emphasized the lack of affordable housing in coastal and suburban areas, which limited rehousing options. They also highlighted a shortage of bilingual case managers and outreach staff, which prevented agencies from engaging fully with Latinx residents. Providers recommended increased investments in legal aid for tenants, expansion of culturally responsive mental health services, and stronger coordination with school districts to identify at-risk families earlier.

### **District 5**

Community participants in District 5 emphasized the strain of geographic isolation and limited access to services. Residents in the Antelope Valley and other parts of the district described long travel times to reach County offices or service providers, which often created insurmountable barriers for those without reliable transportation. Families also noted that the cost of housing, while relatively lower than in other parts of the County, was rising quickly and outpacing incomes. Several participants reported that overcrowding and doubling up were common responses to housing insecurity, especially for newly arrived immigrant families.

Language access and trust in institutions were also identified as major barriers. Residents described difficulties finding information in Spanish and expressed fear of discrimination or immigration-related consequences when seeking assistance.

### **Gaps Assessment with Service Providers – District 5**

Service providers in District 5 highlighted the lack of service infrastructure in the region, including insufficient numbers of shelters, transitional housing, and prevention programs. They reported that many families had to travel to other districts to access services, which created additional burdens and often resulted in families dropping out of programs. Providers also identified limited coordination among County agencies operating in the Antelope Valley, leading to fragmented services.



Recommendations included expanding service availability locally, improving transportation assistance, and increasing investments in CBOs rooted in the district.

## **Cross-Cutting Themes and Data Categories**

### **Introduction to the Cross-District Analysis**

Analysis of more than 800 coded responses from sounding board sessions and supplementary listening sessions shows that, while each Supervisorial District presents distinct conditions, participants described a consistent set of systemic barriers that shape Latinx residents' pathways into—and experiences within—housing insecurity. This section synthesizes those insights across districts, links them to the 12 coded data categories, and provides narrative examples that reflect how themes interact. The goal is to document what participants and providers reported, not to advocate a specific course of action. Each theme below aligns to one of the 12 coded categories referenced in the Methodology. For each theme, we summarize what participants reported Countywide, note district- or population-specific nuances, and describe practical effects on residents and providers. Below the themes include cross-cutting findings and the implications these interactions have for understanding the context behind recommendations developed by the Task Force.

#### **Theme 1: Access and Systemic Barriers**

Participants consistently described difficulty entering and moving through County service systems. Families reported unclear starting points, overlapping portals, multi-visit intake processes, and inconsistent documentation requirements. These barriers were most acute for first-time system users and mixed-status households. Residents in Districts 1 and 2 reported that missed appointments or minor paperwork errors often restarted the process, delaying aid until household situations became crises. Providers described fragmented referrals and limited feedback loops, which contributed to drop-off between referral and enrollment.

#### **Theme 2: Cultural Competency**

Residents across districts reported that services often did not reflect cultural norms such as multigenerational living, the use of informal support networks, and preferences for in-person, relationship-based communication. Participants noted that program rules sometimes conflicted with common living arrangements (for example, added household members affecting eligibility). In District 4, parents emphasized the need for culturally and linguistically appropriate mental health services to address stress stemming from precarious housing.

#### **Theme 3: Funding Gaps**

Providers widely reported insufficient and inflexible funding for prevention and navigation supports, especially among smaller CBOs most trusted by Latinx families.

In Districts 1 and 2, providers described difficulty sustaining bilingual outreach workers and case managers due to short grant cycles and restricted funding categories. This constrained capacity reduced the frequency of proactive outreach and limited rapid responses to rent arrears or utility shut-offs.

#### **Theme 4: Housing Affordability**

Rising rents and stagnant wages were cited across all districts as primary drivers of instability. Participants described chronic rent burden and frequent moves that disrupted employment and schooling. In District 3, high local housing costs were reported as outpacing eligibility thresholds, leaving families over-income for aid yet under-resourced to afford market rents. Families often turned to doubling up as a temporary measure, which increased crowding and tension within households.

#### **Theme 5: Housing Availability**

Even when families qualified for subsidies, participants and providers reported difficulty locating housing units. Limited supply, landlord screening practices, and resistance to accepting vouchers constrained placement. In coastal and suburban portions of District 4, providers reported that scarce affordable stock lengthened time to placement. In District 5, geographic dispersion further limited options, with families facing long commutes or moving out of district to secure housing.

#### **Theme 6: Immigration**

Fear of immigration enforcement and public-charge consequences deterred mixed-status families from seeking services. Participants reported reluctance to share personal information and concern that participation could affect future immigration processes for themselves or relatives. This theme intersected with trust and language themes residents reported feeling safer engaging through trusted CBOs or faith institutions rather than directly with government offices.

#### **Theme 7: Information Gaps**

Participants frequently did not know which programs existed, who qualified, or how to apply. Information was described as fragmented, technical, or outdated. Residents reported learning about programs informally through peers, social media, or schools, which sometimes spread incomplete or inaccurate guidance. Providers requested coordinated, plain-language materials tailored for Spanish-speaking audiences and consistent updates when programs change.

#### **Theme 8: Lack of Trust in Government**

Distrust stemmed from prior negative experiences, perceived discrimination, and concerns about data privacy. Participants reported greater comfort with CBOs, promotoras, and faith leaders for initial outreach and navigation. In District 1, residents described avoiding services due to immigration-related fears; in District 3, families cited prior denials as discouraging future applications. Trust increased

when information came from known community partners and when staff reflected the communities served.

### **Theme 9: Language Barriers**

Residents reported limited access to Spanish-language materials and bilingual staff, and when interpretation was available, technical terminology remained hard to understand. Participants requested “transcreation” (plain-language translation adapted to context) and more in-person support for completing forms. Providers in Districts 2 and 5 emphasized the need for bilingual staff across intake, case management, and landlord engagement.

### **Theme 10: Navigating Bureaucracy**

Participants described repetitive intake processes requiring families to retell traumatic histories to multiple entities. Digital-only applications created barriers for households without reliable internet or devices. Providers noted that differing documentation standards across programs created rework and delays. These issues compounded with language and trust themes, producing drop-off at each handoff point.

### **Theme 11: Staffing Shortages**

Providers reported high caseloads and staff turnover, which reduced time available for proactive outreach and individualized problem-solving. Bilingual case managers were in especially short supply. In District 5, limited provider presence across a large geography meant fewer access points and longer wait times; in District 4, providers highlighted insufficient legal aid capacity for tenants facing eviction.

### **Theme 12: Role of Trusted Partners**

Participants across all districts emphasized the central role of CBOs, schools, and faith-based organizations as first points of contact. Residents reported that trusted messengers helped them understand eligibility, gather documentation, and navigate applications. Providers requested formalized referral pathways, warm handoffs between agencies and CBOs, and support for peer navigator or promotora models to sustain engagement.

### **Summary of Cross-Cutting Findings**

Taken together, the themes describe a multi-layered system in which structural housing pressures (affordability and availability) intersect with social and administrative barriers (language, information, trust, and navigation). Economic precarity—driven by wage instability, wage theft, and childcare costs—reduces families’ ability to absorb shocks, while immigration concerns and distrust inhibit early help-seeking. Provider capacity constraints and fragmented processes further limit timely prevention and rehousing. These interactions help explain why families

often delay engagement until crises escalate and why informal coping strategies such as doubling up are pervasive. The cross-district consistency of these reports suggests that addressing any single theme in isolation is unlikely to be sufficient; participants and providers described the need for coordinated approaches that reflect cultural context, simplify access, and recognize geographic differences in service infrastructure.

- Promote better coordination among County agencies to ensure seamless and effective service delivery. This should include streamlining the contractual process, including requirements to have non-profit providers upfront the service delivery cost, which decreases participation from trusted CBOs.
- Address language barriers by raising and building staff capacity to stay informed about the services and programs available across the County and to empathically serve Spanish and Indigenous language speakers. This should include creating practices to prevent staff burnout and turnover.

The themes describe a multi-layered system in which structural housing pressures (affordability and availability) intersect with social and administrative barriers (language, information, trust, and navigation). Economic precarity—driven by wage instability, wage theft, and childcare costs—reduces families’ ability to absorb shocks, while immigration concerns and distrust inhibit early help-seeking. Provider capacity constraints and fragmented processes further limit timely prevention and rehousing. These interactions help explain why families often delay engagement until crises escalate and why informal coping strategies such as doubling up are pervasive. The cross-district consistency of these reports suggests that addressing any single theme in isolation is unlikely to be sufficient; participants and providers described the need for coordinated approaches that reflect cultural context, simplify access, and recognize geographic differences in service infrastructure.

### **Implications for Recommendations**

The cross-cutting themes identified in the sounding board sessions and provider assessments reveal a layered set of systemic, cultural, and economic factors that shape the experiences of Latinx households facing housing insecurity. These findings provide the backdrop for the recommendations advanced by the Task Force and illustrate how observed barriers align with proposed strategies.

Community participants often described delaying engagement with services until their situations reached crisis levels. Distrust of institutions, immigration concerns, and difficulty navigating complex systems all contributed to this pattern. In response, the Task Force recommended strengthening prevention through earlier identification of at-risk households, more flexible financial supports, and targeted outreach delivered through schools, CBOs, and faith partners. Similarly, themes of cultural competence, language access, and reliance on trusted messengers reinforced recommendations for expanding bilingual staffing, producing plain-language materials, and building deeper partnerships with CBOs to ensure services are accessible and responsive to community norms.

Across all districts, residents and providers pointed to rising rents, insufficient affordable stock, and landlord resistance as major drivers of instability. Recommendations to expand housing subsidies, promote landlord engagement, and support development of affordable units address these structural constraints. Providers stressed, however, that without expanding affordable housing stock and incentives, prevention measures alone would be insufficient. Immigration-related fears also discouraged families from seeking help, particularly mixed-status households. Recommendations to provide privacy assurances, strengthen partnerships with immigrant-serving organizations, and conduct outreach through trusted messengers directly reflect these concerns and seek to reduce hidden need.

Participants described fragmented and duplicative service processes that led to drop-off at multiple points. Recommendations to simplify intake procedures, align documentation standards, and strengthen referral pathways between County departments and CBOs aim to improve navigation and reduce barriers. Providers across districts reported high caseloads, staffing shortages, and limited funding flexibility, underscoring the need for greater investment in smaller, community-rooted organizations, expanded staffing pipelines for bilingual case managers, and longer-term, multi-year funding commitments. Finally, concerns about the undercounting of hidden homelessness—particularly doubling up and informal arrangements—support recommendations to improve data collection, disaggregate key demographic indicators, and incorporate community feedback mechanisms.

Taken together, these implications show that each theme raised during the sounding board sessions and gap assessments has a corresponding recommendation designed to mitigate barriers, enhance service delivery, or address structural housing challenges. The alignment between lived experience and proposed strategies demonstrates that the Task Force's recommendations are grounded in community realities and reflect consistent feedback across districts. Presenting these implications provides the Board with a clear line of sight from resident experiences to potential strategies, offering a comprehensive context for review of the Task Force's final recommendations.

## **Conclusion and Next Steps**

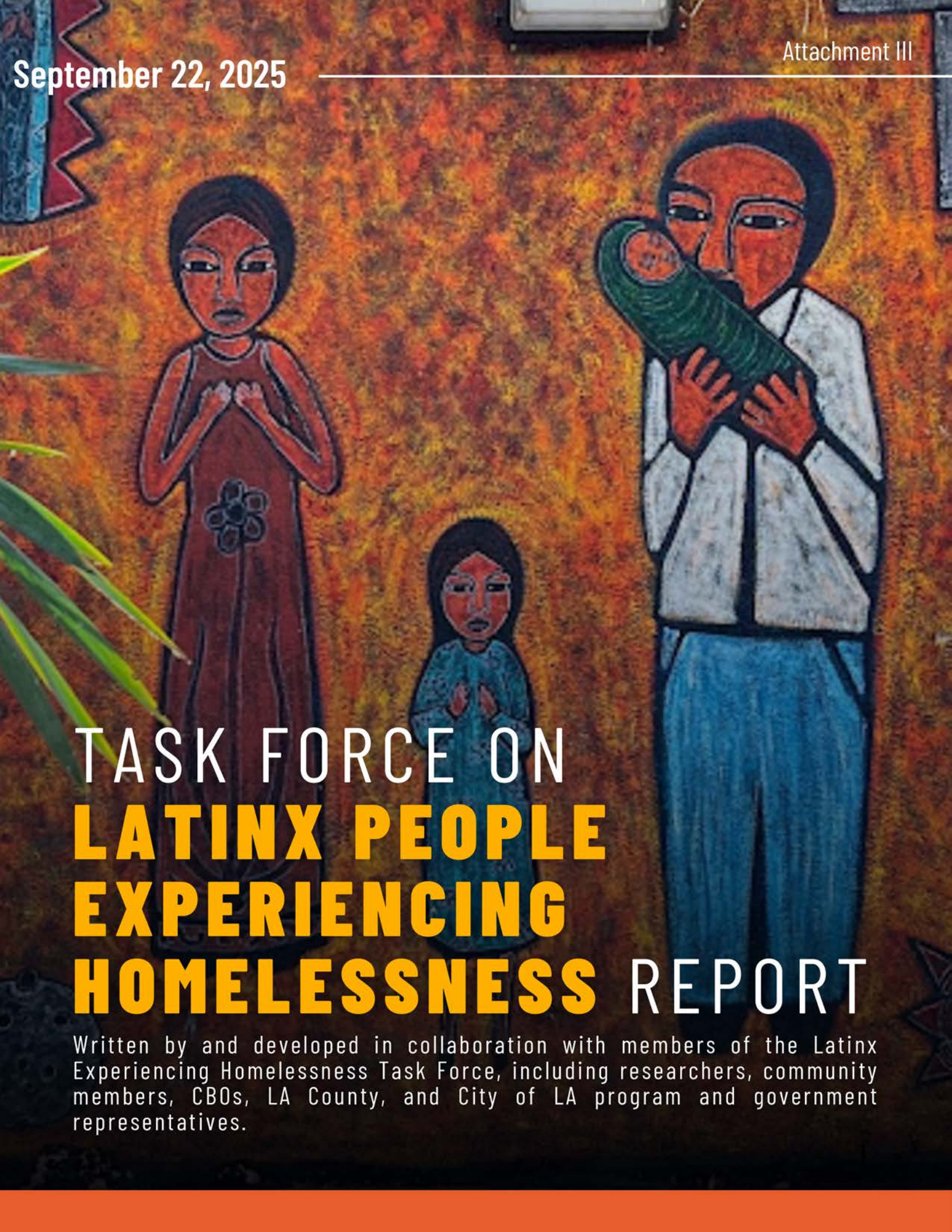
The sounding board process generated rich insights into the barriers Latinx residents face when seeking housing stability and the gaps providers encounter when delivering services. These findings, combined with the district-level analyses and cross-cutting themes, informed the Task Force's final recommendations now transmitted to the Board for review.

The next steps will focus on ensuring that these recommendations are available for Board consideration and can inform future County policy discussions. If adopted, the recommendations would provide a framework for improving prevention strategies, strengthening culturally responsive service delivery, and addressing systemic capacity gaps across agencies and providers.

Regardless of the Board’s direction, the engagement process has already enhanced understanding of Latinx residents’ lived experiences and highlighted opportunities for more inclusive service design.

The conclusion of this process marks the transition from data gathering and analysis to deliberation and decision-making at the Board level. The materials submitted—this narrative brief, the district findings, the cross-cutting analysis, and the Task Force’s final report—together provide a comprehensive foundation for the Board’s review and any subsequent actions it may choose to take.

September 22, 2025



# TASK FORCE ON LATINX PEOPLE EXPERIENCING HOMELESSNESS REPORT

Written by and developed in collaboration with members of the Latinx Experiencing Homelessness Task Force, including researchers, community members, CBOs, LA County, and City of LA program and government representatives.

About the Task Force On

# LATINX PEOPLE EXPERIENCING HOMELESSNESS

In response to a 76% rise in Latinx homelessness between 2018 and 2024, the Los Angeles County Board of Supervisors passed a 2022 motion directing the Chief Executive Office's Anti-Racism, Diversity, and Inclusion (ARDI) Initiative to collaborate with the Los Angeles Homeless Services Authority (LAHSA) to investigate the drivers of this alarming trend. The motion led to the creation of the Task Force on Latinx People Experiencing Homelessness, a body of 30 cross-sector leaders from community organizations, government, academia, and LAHSA. The Task Force was charged with identifying system gaps, evaluating service delivery, and developing actionable strategies to reduce Latinx homelessness.

Grounded in a targeted universalism framework, the Task Force pursued the goal that no person should live unsheltered by tailoring strategies to the distinct risks and realities faced by Latinx individuals. Through historical analysis, quantitative data review, and qualitative input from people with lived experience, the Task Force examined how structural racism and systemic barriers contribute to Latinx homelessness. Task Force members engaged deeply in equity-centered dialogue and worked to advance the implementation of findings within their respective spheres of influence. The Latinx Experiencing Homelessness Task Force produced this report with support from staff at LAHSA and ARDI.

## Authors:

Patricia Lally, Racial Equity Works (REW)  
Camila de la Vega, Racial Equity Works (REW)  
Sky Mihaylo, Racial Equity Works (REW)  
with input from the Latinx Experiencing Homelessness Task Force members

## Meeting Facilitation:

Patricia Lally, Lead Facilitator  
Dr. Elianny Edwards, Co-Facilitator



County of Los Angeles  
Anti-Racism,  
Diversity,  
& Inclusion

# Table of Contents

<b>Stories of Homelessness and of Belonging</b>	<b>06</b>
<b>Executive Summary</b>	<b>09</b>
<b>Task Force on Latinx People Experiencing Homelessness Report</b>	<b>13</b>
<b>Beliefs and Values</b>	<b>16</b>
<b>Targeted Universalism Approach and Report Methodology</b>	<b>20</b>
<b>Colonization, Racism &amp; Racialized Systems</b>	<b>23</b>
<b>Critical Data</b>	<b>30</b>
<b>Landscape Analysis, Data Findings &amp; Prioritized Recommendations</b>	<b>37</b>
<b>The Immediate and Long-Range Impact of the January 2025 Catastrophic Fires</b>	<b>49</b>
<b>Impediments to Wellness</b>	<b>53</b>
<b>Service Delivery</b>	<b>58</b>
<b>Using an Intersectionality Lens to Serve and Protect Vulnerable Populations</b>	<b>68</b>
<b>Recommendations</b>	<b>83</b>
<b>Accountability &amp; Next Steps</b>	<b>98</b>

# Acknowledgements

---

We thank all the members of the Task Force on Latinx People Experiencing Homelessness for their work, dedication, and support throughout the development of the recommendations and report.

We acknowledge the contributions of our colleagues, especially the community-based organization Task Force members whose diligent work and commitment to serving Latinx people in Los Angeles County were invaluable. We also thank the subject matter experts and service providers who accepted our invitations and offered compelling testimonials during community listening sessions and Task Force meetings, ensuring we were well-informed. Most importantly, we are grateful to the many community members, including individuals experiencing homelessness, who participated in community listening sessions and shared their stories, experiences, and recommendations.

**Dr. Melissa Chinchilla**, Task Force Co-Lead, LAHSA Commissioner, Health Services Researcher at VA of Greater Los Angeles

**Daniella Urbina**, Task Force Co-Lead, Senior Advisor, Office of LA County Supervisor Hilda L. Solis

**Abigail Marquez**, General Manager, Community Investment for Families Department

**Angel Martinez**, Chief, Equity & Engagement Officer at Community Programs, Dept. of Health Services

**Armando Gudino**, Executive Director, LA Worker Center Network

**Bee Curiel**, Training & Capacity Building Programs Manager, The TransLatin@ Coalition

**Belen Monroy**, Lead Program Manager, Housing for Health, Department of Health Services

**Emilio Salas**, Executive Director, Los Angeles County Development Authority

**Erika Hartman**, Executive Director, Safe Place for Youth

**Geraldo Ramirez**, Manager Homeless Programs, Homeless Initiative

**Gloria Cruz**, on behalf of CHIRLA

**Henry Flores**, Short-Term Housing Program Supervisor, Jovenes

**Isela Gracian**, Senior Deputy, Homelessness & Housing, Office of LA County Supervisor Holly J. Mitchell

**Jonathan Nomachi**, Principal Analyst, ARDI

**Jose "Che" Ramirez**, City of Los Angeles, Mayor's Office

**Luis Montes**, Chief Services Officer, North County Mental Health America of Los Angeles

**Luis Quintanilla**, Mental Health Program Manager II, Housing and Job Development Division, Department of Mental Health

**Luz Castellanos-Vargas**, Deputy Director, Office of Race and Equity, City of Los Angeles

**Marco Santana**, Principal Analyst, Homeless Initiative

**Milagros Lopez**, Senior Manager for Access, HOPICS

**Odilia Romero**, Executive Director, CIELO

**Raquel Roman**, Executive Director, Proyecto Pastoral

**Rigoberto Reyes**, Executive Director, Office of Immigrant Rights, Los Angeles County

**Samuel de los Santos**, Analyst, Housing for Health, Department of Health Services

**Sofia Peralta**, Director of Homelessness Outreach, Office of the City of LA Administrative Officer

**Dr. Soledad de Gregorio**, Homelessness and Housing Researcher, ABT Global

**Norma Guerrero-Lewis, Clifton Trotter, Keisha Douglas, Saba Mwine-Chang, Phyllis Lozano**, The LAHSA Team

**Dr. D'Artagnan Scorza and Dr. Va Lecia Adams-Kellum**, Collaborating and Task Force Supporting ORganizational Leaders

# Stories of Homelessness and of Belonging

## Hector

Hector, a 46-year-old Zapotec man from Oaxaca, speaks Zapotec as his primary language and only limited Spanish. After living in Los Angeles for about ten years, his job ended abruptly when COVID-19 restrictions eliminated his position. With no income or safety net, Hector became homeless. For more than a year, living on the streets was grueling and stressful. To cope, he turned to drinking, but his alcohol use disorder soon made his situation even more difficult.

Hector eventually turned to CIELO (Comunidades Indígenas en Liderazgo), an organization with a long history of supporting Indigenous migrants from Mexico and Central America. To access treatment, he first needed a Mexican passport. CIELO helped him gather the required documents, accompanied him to the Mexican consulate, and ensured he left with a passport.

With this documentation, new opportunities opened: Hector received medical care and enrolled in inpatient treatment for alcohol use disorder.

Four months later, Hector returned to CIELO sober, healthier, and grateful. He had secured shelter and was taking steps to rebuild his life. Hector credits CIELO with his recovery.

“I got my life back because of you.”

- Hector



# Stories of Homelessness and of Belonging

## Frida


Frida's life was shaped by abuse, mistreatment, and insecurity rooted in transphobia. Forced to leave home at age 13 due to family abuse, she was introduced to cocaine and turned to sex work to survive. Despite these hardships, Frida faced challenges head-on, drawing strength from each moment of adversity.

She endured extreme violence, including an attack that left her blind in one eye, and fled mounting threats from a drug cartel. Her journey took her from Guadalajara to Tijuana to San Diego, where she found refuge at a shelter for trans migrants. Frida ultimately arrived at The TransLatin@ Coalition in Los Angeles, where she found safety and support through HOPE House, a transgender-specific refuge in Los Angeles County.

Today, Frida volunteers with The TransLatin@ Coalition, supporting food distribution and the drop-in center. She rents her own space, has been connected to Trans Care services, and continues to build a safer, more empowered life.

“Me dieron housing,  
me brindaron la  
mano, me sentí en  
familia, me  
acogieron, and me  
brindaron su apoyo.”

-Frida



# Stories of Homelessness and of Belonging

## Meta

Meta first came to Safe Place for Youth (SPY) while experiencing homelessness. Through SPY's healing arts program and the support of a case manager, he discovered a passion for art and music—creative outlets that became sources of strength and healing. Meta eventually secured housing and now works as the Healing Arts Coordinator.

Drawing on his lived experience, Meta designs programming for youth experiencing homelessness with the goal of offering what he once needed: a space for expression, reflection, and relief.

At SPY, Meta tries "...to create a non-judgmental space for members to come in and express themselves, decompress, and really just create. [Everyone needs] to self-explore and see what else is out there creatively or what can help them maybe manage some of the frustrations experienced while they are out [on the streets]."

"I've been out there myself, and I get that being on the streets is hard. Being on the streets is REALLY hard. And sometimes you just need a place to process everything."

-Meta



LAHSA master leasing building opening, Dec 2023

PROGRESS  
REPORT

# EXECUTIVE SUMMARY

# 2025

Task Force on Latinx People Experiencing  
Homelessness Report



# Executive Summary

Despite the vast economic and cultural contributions of Latinx people in the United States – especially in California and Los Angeles –, Latinx people face injustice, systemic racism, poverty, and now, rising homelessness.

Between 2018 and 2024, the number of Latinx people experiencing homelessness in Los Angeles County rose by 76%, according to data from the Los Angeles Homeless Services Authority's (LAHSA) annual homeless count.

In response, the Los Angeles County Board of Supervisors passed a 2022 motion authored by Supervisors Hilda Solis and Janice Hahn. The motion directed the Chief Executive Office's Anti-Racism, Diversity, and Inclusion (ARDI) Initiative to partner with LAHSA to investigate the causes of the sharp increase in Latinx homelessness. Together, ARDI and LAHSA established the Task Force on Latinx People Experiencing Homelessness, composed of community leaders, service providers, City and County officials, researchers, and staff from ARDI and LAHSA.

The Task Force was charged with identifying and assessing how gaps in the County social service system result in increased numbers of Latinx people falling into homelessness. By critically examining and evaluating the delivery of services to Latinx people experiencing homelessness, the Task Force's goal was to develop strategic recommendations intended to decrease the number of Latinx people at serious risk of losing their homes.

The Task Force embraced a targeted universalism approach to the work<sup>1</sup> which establishes a universal goal that will be achieved through targeted strategies that consider

“how different groups are situated within structures, culture, and across geographies.” By first defining the universal goal that no person lives unsheltered, the Task Force recommended strategies to make this goal a reality for the specific culture, experiences and risks to homelessness of Latinx people, who now represent the fastest-growing group of people susceptible to losing their home.

Using a range of methodologies to explore risks and solutions to Latinx homelessness, the Task Force conducted an extensive historical review to understand the legacy of racist structures that impact Latinx people of all ethnicities and nationalities and contribute to the alarming rate of Latinx people experiencing homelessness. The Task Force took a multifaceted approach – assessing demographic data to understand: 1) the population dynamics of Latinx people in unstable housing situations; 2) reviewing qualitative surveys that shed light on the lived experiences of navigating homelessness as a Latinx person; and 3) analyzing service and administrative data to identify patterns in housing insecurity, entry into and exits from homelessness, service access, and returns to homelessness. This comprehensive process enabled the Task Force to share findings and present evidence-based, values-driven recommendations that are both actionable and realistic within a system striving for meaningful change.

<sup>1</sup> powell, john. (2019, May 29). *Berkeley talks transcript: John Powell on targeted universalism*. Berkeley News. <https://news.berkeley.edu/2019/05/29/berkeley-talks-transcript-john-powell-targeted-universalism/>

<sup>2</sup> Ibid.

# Key Findings

Reporting performance can include details such as indicators identified, data collected, and SDG-related activities accomplished. Clear and concrete.



**The vestiges of redlining** continues to shape under-resourced and underserved neighborhoods, creating conditions of intergenerational poverty, displacement, and heightened risk of homelessness.



**Language barriers, fear of governmental engagement, and the stigma associated with seeking help** have led many Latinx families to address homelessness on their own. Latinx communities are often associated with hard work, resilience, and strong family and community ties that have historically provided support during hardship. One example is the “doubling up” effect<sup>3</sup>, in which multiple families and community members share housing designed for a single household as a way to prevent homelessness.



**High housing costs and the impact of the COVID-19 pandemic** severely affected the Latinx community. When hospitality and service industry jobs came to a halt, Latinx workers—disproportionately employed in low-wage service positions—were suddenly left without income, even as housing costs in Los Angeles continued to rise. Adding to these pressures, anti-immigrant sentiment across the United States created a hostile national climate for Latinx people.



**Data shows that wage theft and poor working conditions** disproportionately affect Latinx people. Because Latinx workers are overrepresented in low-wage industries, the Task Force identified wage theft as a critical issue that undermines the community’s financial stability and economic mobility. In fact, Latinx workers are more likely to be employed in industries where 80% of low-wage workers experience wage theft<sup>4</sup>.



**The legacy of racism and injustice**—including historical land dispossession, ongoing housing discrimination, low-wage employment coupled with wage theft, the lasting effects of the 2008 financial crisis, and the impact of COVID-19—has created an ever-increasing threat of housing instability for Latinx communities. Addressing this crisis requires both an understanding of these deep-rooted issues and a commitment to dismantling the systemic inequalities that have long affected the Latinx community.

<sup>3</sup> Chinchilla, M., Martinez, D. N., & Richard, M. (2003). *The full spectrum of Latinx homelessness: understanding and addressing doubling up*. UCLA, Latino Policy & Politics Institute. <https://latino.ucla.edu/wp-content/uploads/2023/12/Homelessness.pdf>

<sup>4</sup> *Fact Sheet: What is Wage Theft*. Los Angeles Worker Center Network. (2023). <https://laworkercenternetwork.org/wp-content/uploads/2023/05/Los-Angeles-Worker-Center-Network-What-Is-Wage-Theft.pdf>

# Proposed Recommendations

Latinx people experiencing homelessness are deeply affected by their environment and the lack of focused support. Without intervention, these trends will continue on an alarming trajectory. These findings shaped the Task Force’s recommendations for meaningful, sustainable solutions to end homelessness.



**Advance systemic change in housing.** Housing must be recognized as a fundamental right. Support should be prioritized for people at risk of homelessness to remain stably housed, while expanding access to safe, affordable, accessible, long-term housing for those already experiencing homelessness. The principle that “no person lives unsheltered” requires state and local governments to identify additional revenue streams and commit to sustained development and funding of affordable housing.



**Strengthen prevention efforts for Latinx individuals.** Prevention models should better serve Latinx residents often overlooked by existing systems. The Task Force recommends creating a new Homeless Prevention risk model program tailored to Latinx needs; leveraging alternative data sources such as community health clinics and nonprofit organizations; and incorporating indicators like income instability and overcrowding. Expanded outreach and partnerships with culturally responsive community-based organizations are essential, including services such as legal aid and immigration assistance.



**Improve Financial Security.** Latinx individuals benefit from financial assistance programs that provide tax preparation support, credit education, and banking opportunities. Replicating these successful programs and partnering with culturally responsive organizations for outreach can strengthen economic stability.



**Invest in scalable models to promote wellness.** Effective models emphasize relationship-building and prevention for Latinx families rather than focusing solely on treatment and diagnosis. Key strategies include training community members as peer supports, bridging gaps between traditional health services and communities, avoiding stigmatizing language related to homelessness, and fostering wellness through social activities and shared meals that integrate Promotora-like support.



**Innovate and provide culturally responsive, community-driven, trauma-informed, and language-inclusive adjustments to existing service delivery and prevention models in street outreach, interim housing, time-limited subsidies, and permanent supportive housing (PSH).** Tailoring services to Latinx people addresses fundamental human needs and is a requirement to create a positive impact.

The Task Force intends for this work to complement existing research and the findings of similar committees, adding value to collective efforts to implement holistic solutions that bring transformative, positive change toward ending homelessness.



**TASK FORCE ON LATINX  
PEOPLE EXPERIENCING  
HOMELESSNESS REPORT**

Resident at Project Homekey in Compton, Photo by Michael Owen Baker, Los Angeles County Flickr, April 30, 2021

**2025**

Task Force on Latinx People Experiencing  
Homelessness Report

# Background

## Task Force on Latinx People Experiencing Homelessness Report

Despite the vast economic and cultural contributions of Latinx people in the United States—especially in California and Los Angeles—Latinx communities continue to face injustice, systemic racism, poverty, and now rising homelessness.

In Los Angeles County, Latinx people experienced a 76% increase in homelessness between 2018 and 2024, according to data from the Los Angeles Homeless Services Authority’s (LAHSA) annual homeless count.

In October 2022, the Los Angeles County Board of Supervisors passed a motion authored by Supervisors Hilda Solis and Janice Hahn. The motion directed the Chief Executive Office’s Anti-Racism, Diversity, and Inclusion (ARDI) Initiative to partner with LAHSA to investigate the causes of this sharp increase. In response, ARDI and LAHSA created the Task Force on Latinx People Experiencing Homelessness.

The Task Force is deeply aware: ultimately, implementation is the force of change.

The Task Force convened to assess how gaps in the County’s social service system contributed to rising Latinx homelessness, to critically evaluate service delivery, and to develop strategic recommendations aimed at reducing the number of Latinx people without stable housing.

The Task Force brought together 30 cross-sector leaders committed to improving the homeless services system to better meet the needs of vulnerable community members. Before formally joining, prospective Task Force members agreed to:

- Attend all scheduled meetings, including the initial all-day retreat, subsequent in-person monthly meetings, and at least one planned community listening session.
- Engage fully, bringing their specific expertise to enrich our discussions and strategies.
- Uphold the principles of equity, inclusion, and belonging, recognizing these as the pillars upon which lasting change is built.

For government leaders, the commitment also included: “Make this work your own by adopting any recommendations from the Task Force that fall within the scope of your agency’s responsibilities and work towards their implementation.”

# Background

Despite the vast economic and cultural contributions of Latinx people in the United States, their history in the nation—particularly in California and Los Angeles—is also marked by injustice, systemic racism, poverty, and today, rising homelessness.

The Task Force began its work with a day-long retreat to establish a circle of belonging, develop shared values, and commit to a unified vision. From that starting point, members emphasized the urgency of critically assessing current programs, policies, and initiatives while centering the voices of those most impacted by homelessness. The group continued meeting monthly in half-day sessions that featured government and community experts addressing topics such as homelessness prevention, financial security, barriers facing non-citizen migrants, wellness, and other issues that exacerbate homelessness.



Latinx Taskforce Design Charrette session, Los Angeles County, August 9, 2024

This ten-month journey culminated in recommendations that reflect the Task Force's collective thinking, insights, and expertise. While the process was significant, it marks a beginning rather than an end.

The implementation of these recommendations has the potential to make a meaningful difference in Los Angeles County communities and, most importantly, in the lives of people experiencing housing instability or homelessness. Recognizing that not every strategy will succeed, the Task Force emphasized the importance of measurement and evaluation. If a recommendation proves ineffective, the Task Force urged identifying and advancing more promising approaches.



C3 Skid Row Outreach team in Skid Row neighborhood, Photo by Mayra Vasquez Los Angeles County, July 14, 2016

Toward the end of its learning journey, the Task Force invited more than 100 representatives from the City, County, LAHSA, and community service providers to review and respond to its draft recommendations. Task Force members presented their proposals, documented participant feedback, and incorporated those insights into the final recommendations.



# Beliefs and Values

The Task Force on Latinx People Experiencing Homelessness was formed in response to the complex conditions driving the alarming increase in Latinx homelessness in Los Angeles. Its work acknowledges, calls out, and responds to the clear evidence of institutional barriers.

This report rests on data-driven and empirical observations, including the following:

- Racism and colonization are real, present, enduring, intersectional, and systemic forms of oppression.
- All forms of oppression are linked. As the interaction and cumulative effects of multiple forms of discrimination based on race, gender, social, and sexual preference, intersectionality impacts the daily lives of individuals, and it must be addressed.
- People of color represent about 75% of all people experiencing homelessness.

In 2018, LAHSA's Ad Hoc Committee on Black People Experiencing Homelessness declared, "For lasting change to occur, institutional barriers across agencies and mainstream systems must be dismantled to eliminate the racial disparities and systemic racism affecting Black people experiencing homelessness."

The Task Force concurs with this statement, which remains true today for all people of color, including Latinx people. The same systems and structures that contribute to disproportionate rates of homelessness among Black residents also fuel growing disparities in Latinx communities.

The Task Force has benefited from the work of LAHSA's 2018 Ad Hoc Committee on Black People Experiencing Homelessness. It acknowledges and values that trailblazing report, concurring with its findings and recommendations. Moving forward, the Task Force seeks to work in solidarity with the Ad Hoc Committee and with other groups representing historically marginalized people experiencing homelessness.



Skid Row mural by El Mac, Retna, Los Angeles County Flickr, Jan 3, 2017

The Task Force aims for transformational change—fundamentally altering racialized systems and structures to ensure equitable and just outcomes for all. It believes the following principles are essential to guide meaningful action and progress toward ending homelessness for Latinx people and all communities.

# We, the Task Force, Assert

**Transformation begins with self.** The Task Force's theory of change holds that to transform the world, people must first transform themselves—meaning the work starts at a personal level.



HOPICS and LAHSA outreach team in West Rancho Dominguez, Los Angeles County, Flickr, Aug 22, 2023

**Racialized systems are intended to benefit some at the expense of others** and to maintain the status quo. Systemic change cannot endure unless government leaders and stakeholders confront inequities and monitor progress through a transparent, ongoing, multi-year commitment.



LAHSA client embracing friend upon departure from the encampment in Hawthorne, Photo by Mayra Vasquez, Los Angeles County Flickr, July 11, 2021

**Experiencing homelessness is always traumatic.** The principle and practice of belonging are critical to reversing current trends and outcomes for Latinx people experiencing homelessness. The Task Force emphasized the critical need for a space that fosters “a felt sense in our bodies of safety, power, wholeness, and welcome,”<sup>5</sup> particularly for people experiencing trauma.



C3 Skid Row Outreach team, Photo by Mayra Vasquez, Los Angeles County Flickr, July 14, 2016

**To care for and empathize with people experiencing homelessness,** requires individuals and institutions to recognize the fundamental responsibility to cultivate safe and caring spaces for all people, including people experiencing homelessness.



Local Assistance Centers & Disaster Resource Center at the Pasadena City College Community Education Center, Photo by Mayra Vasquez, Los Angeles County Flickr, Jan. 15, 2025

**The Task Force believes that advancing equitable solutions for homelessness requires a shift in both cultural and policy change.** U.S. history shows that policy shifts alone are insufficient to address inequities. Racism and other forms of oppression require deep cultural change rooted in curiosity, vulnerability, honesty, and self-examination. Strategic policy and administrative reforms can reduce disparities only if paired with meaningful cultural transformation.

<sup>5</sup> Stout, B. (2023, March 6). *What does it mean to belong?* <https://citizenstout.substack.com/p/what-does-it-mean-to-belong>

# Principles and Values

At its inception, the Task Force identified the standards that would guide its internal work, community engagement, and the development of strategies and recommendations. After a thoughtful discussion and strong advocacy from members, the Task Force adopted the following principles to guide its collective journey.

The Task Force's is most meaningful in large part because of its values-based premise.

**Belonging:** More than a feeling, belonging is a fundamental human need. The Task Force centers belonging in all of its work—in collaboration, in the creation of policies and programs, and in connections with community members. Cultivating belonging is not always perfect, but the commitment to its practice, individually and collectively, remains constant.

**Accountability:** The Task Force is first and foremost accountable to the many Latinx communities represented in Los Angeles County, especially the thousands of Latinx people experiencing the pain and trauma of homelessness.

**Integrity:** The Task Force commits to an ethical process, approaching its work with honesty and transparency, and striving always to “do the right thing,” even when difficult or contrary to the views of the dominant culture.

**Inclusivity:** “Nothing about you, without you” is the premise, promise, and commitment.

**Equity:** The Task Force challenges policies, power structures, and beliefs that benefit some at the expense of others. It explores and responds to the needs of those furthest from housing to ensure equitable outcomes for all.

**Intersectionality:** People hold multiple identities, including those within historically and systemically marginalized groups.

These overlapping identities shape how individuals encounter barriers within the homelessness system. The Task Force creates recommendations and strategies that account for the impact of multiple biases and barriers.

**Lived Experience and Agency:** The voices of lived experience deepen understanding of the conditions affecting Latinx people at risk of or experiencing homelessness and offer insight into solutions most appropriate for those impacted.

**Humility:** Being right is not the goal. The Task Force seeks to understand, remain curious, and learn from one another while building empathy for people, their backgrounds, and experiences.

**Outcomes Driven:** The Task Force works to change the trajectory for Latinx people facing or experiencing homelessness. It focuses on achieving outcomes such as preventing homelessness, shortening its duration, and ensuring no person lives unsheltered.

**Corazón (Heart):** The Task Force remains heart-centered, guided by humanity, humbled by the pain many endure, and uplifted by the potential of ending homelessness for all.

# TARGETED UNIVERSALISM APPROACH AND REPORT METHODOLOGY

Spring Parks After Dark (PAD) event at Amelia Mayberry Park. Photo by Mayra Beltran Vasquezr, Los Angeles County Flickr, Oct. 30, 2024

Task Force on Latinx People Experiencing Homelessness Report



# 2025

# Targeted Universalism Approach And Report Methodology

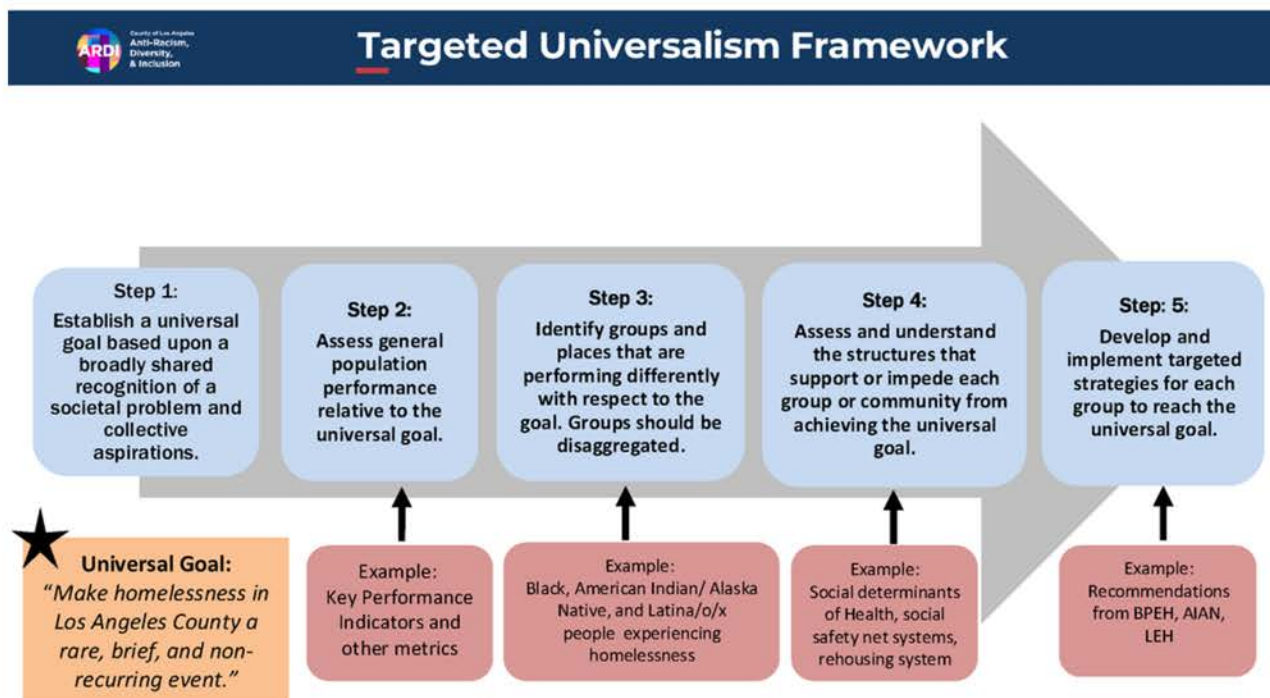
The Task Force's central approach was grounded in a targeted universalism framework.

As defined by the University of California, Berkeley, Professor John Powell, "Targeted Universalism" sets universal goals that can be achieved by addressing different needs. Using this approach, "The universal goal is not only for the dominant group, it's what everyone deserves."<sup>6</sup>

The Task Force on Latinx People Experiencing Homelessness defined its universal goal as follows:

## Universal Goal: **No person lives unsheltered**

Once the Task Force defined its universal goal, it modeled its approach after the five-step process outlined by the UC Berkeley Belonging Institute:<sup>7</sup>



By using this targeted universalism approach, the Task Force asked: "How do we ensure all individuals in our communities reach the universal goal?" It then examined which specific identity groups were not meeting this goal, who was experiencing housing instability or homelessness, and what disproportionate trends and outcomes shaped those experiences of homelessness.

Focused specifically on the Latinx population, the Task Force's mission of developing strategies to ensure that Latinx people could achieve this universal goal of ending homelessness.

<sup>6</sup> Powell, John. (2019, May 29). *Berkeley talks transcript: John Powell on targeted universalism*. Berkeley News. <https://news.berkeley.edu/2019/05/29/berkeley-talks-transcript-john-powell-targeted-universalism/>

<sup>7</sup> Ibid.

# Methodologies

The Task Force used the following methodologies to develop feasible targeted strategies:



It conducted an extensive historical review to explore the legacy implications of Latinx people of all ethnicities and nationalities in the United States and in Los Angeles, California.



It analyzed data from the annual Point-In-Time unsheltered homeless count, the U.S. Census, public policy organizations, peer reviewed research, and other public information sources to understand the population dynamics of Latinx homelessness.



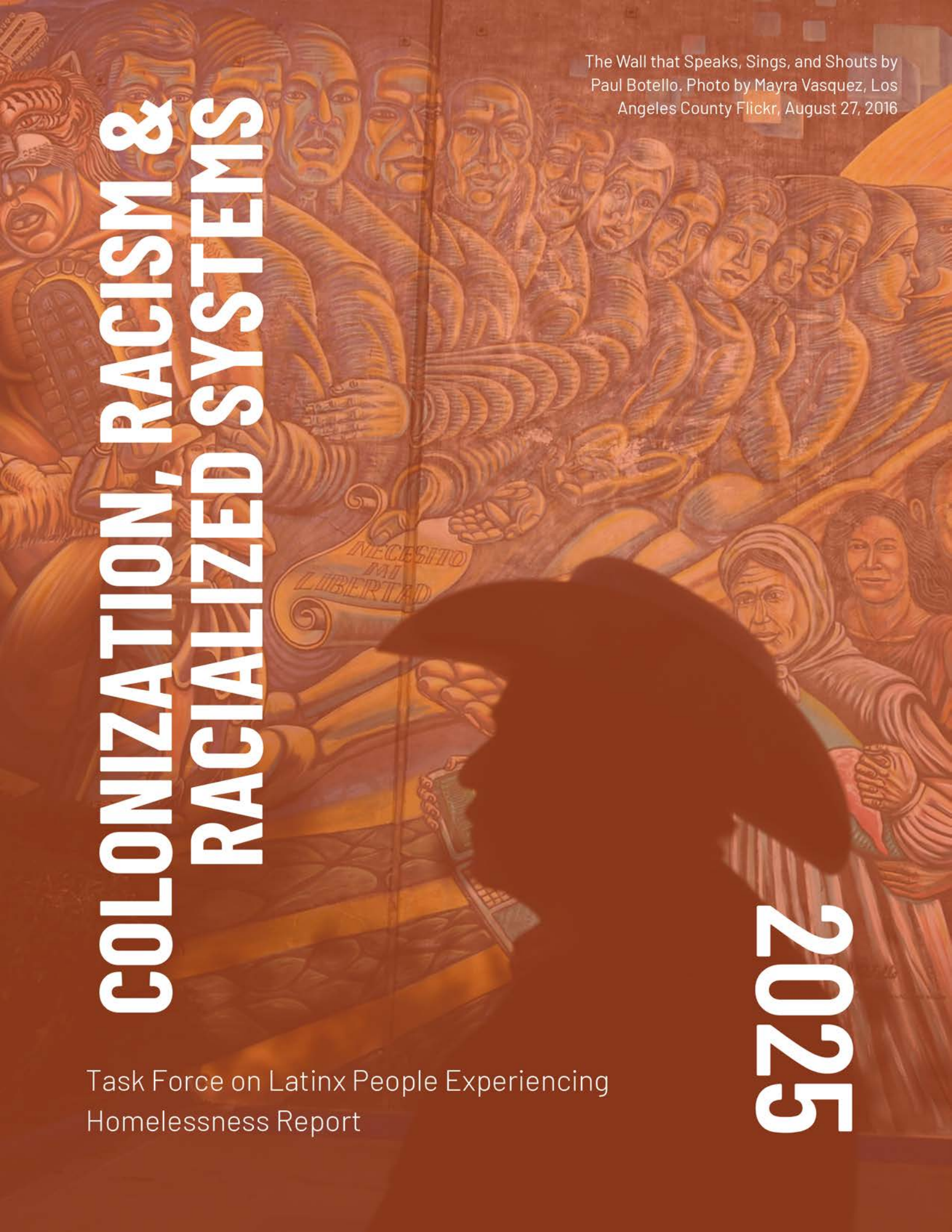
It assessed administrative service data, including the Homeless Management Information System (HMIS), to connect Latinx experiences with housing insecurity, entry into homelessness, access to resources, duration of homelessness, exits, and returns to homelessness.



It examined data on homelessness prevention, barriers to financial security, impediments to wellness, and opportunities to improve service delivery. The Task Force also considered the impact of intersectionality; how overlapping identities and experiences such as race, gender, and immigration status shape the realities of individuals and families experiencing homelessness. It further reviewed data on service delivery performance, both for the general population and, when available, disaggregated by subgroup, to better understand the unique challenges facing Latinx communities.



To understand the structures that supported or hindered Latinx people in achieving the universal goal, the Task Force engaged with people with lived experience and expertise, community leaders, and service providers. In addition to focus groups and community listening sessions, it invited government department leaders and community organizations to monthly meetings to share data, describe City and County programs and initiatives, and discuss both challenges in service delivery and examples of promising or disappointing outcomes. These collective efforts informed the recommendations and strategies contained in this report, ensuring that findings were shaped by the voices of people with lived experience.



The Wall that Speaks, Sings, and Shouts by Paul Botello. Photo by Mayra Vasquez, Los Angeles County Flickr, August 27, 2016

# COLONIZATION, RACISM & RACIALIZED SYSTEMS

Task Force on Latinx People Experiencing Homelessness Report

# 2025

# Colonization, Racism, and Racialized Systems

The Historical and Present Drivers of Homelessness

## The Historical and Present Drivers of Homelessness

The history of Latinx people in the United States is deeply rooted in colonization and the racialized structures that followed. Across the country—and especially in Los Angeles—Latinx communities have been and continue to be significantly affected by this legacy. The chronology below begins with actions that shaped the experiences of Mexicans and Mexican Americans. In more recent years, Latinx and Indigenous people from other regions and countries have faced similar treatment. What follows highlights illustrative moments in this history.

### Treaty of Guadalupe Hidalgo

In 1848, the Treaty of Guadalupe Hidalgo ended the war between Mexico and the United States and transferred a large portion of Mexican territory, including California, to U.S. control. Despite agreements made in the treaty, Anglo settlers took advantage of language barriers and legal complexities to strip many Mexican American landowners of their property, setting the stage for decades of exclusion, limited access to land, resources, and political power.<sup>8</sup>

### 1930 – 1940

**Repatriation of Mexicans and Mexican Americans.** During the Great Depression, deportation campaigns sought to rid the U.S. of “cheap labor,” and those who could not be deported because they were legal residents or citizens were pressured to leave “voluntarily.” “The number of repatriated Mexicans is hard to know but estimates range from least 350,000 to as high as 2 million, out of which 60% are believed to have been American citizens—most of them children.”<sup>9</sup>

**The New Deal’s exclusion of farmworkers.** “Unlike most urban industrial workers, farmworkers, many of whom were people of color, were omitted from the National Industrial Recovery Act of 1933, the National Labor Relations Act, the Social Security Act of 1935, and the Fair Labor Standards Act of 1938. Due to complicated state residency laws, migrant farmworkers, even as American citizens, were excluded from public aid.” This omission left farmworkers without the benefits of important labor protections and basic human rights.<sup>10</sup>

<sup>8</sup> Chanbonpin, K. D. (2005). *How the Border Crossed Us: Filling the Gap between Plume v. Seward and the Dispossession of Mexican Landowners in California after 1848*. *Cleveland State Law Review* 29, 52. <https://doi.org/https://repository.law.uic.edu/facpubs>

<sup>8</sup> *Land Loss in Trying Times*. <https://www.loc.gov>. (2024, December 18). <https://www.loc.gov/classroom-materials/immigration/mexican/land-loss-in-trying-times/>

<sup>9</sup> Minian, A. R. (2020a, June 25). *1930s: Repatriation of Mexicans, 21 Lessons from America’s Worst Moments*. TIME.com. <https://time.com/5858169/americas-worst-moments/>

<sup>10</sup> Martinez-Matsuda, V. (2020, June 25). *1933-38: The New Deal’s exclusion of farmworkers, 21 lessons from America’s worst moments*. TIME.com. <https://time.com/5858169/americas-worst-moments/>

# Colonization, Racism, and Racialized Systems

The Historical and Present Drivers of Homelessness

## 1940's – 1950's

**Redlining and Housing Segregation.** Discriminatory housing policies and redlining confined people of color to less desirable neighborhoods, limiting access to resources and opportunities. Although redlining and property covenants are no longer legal, this legacy of inequality continues to affect people of color, confining them to historically under-resourced areas and excluding them from homeownership opportunities that could have built generational wealth.<sup>11</sup>

**Bracero Program.** In 1942, U.S. officials, facing labor shortages during World War II, entered into agreements with Mexico to bring Mexican workers for agricultural and railway jobs. These agreements were intended to provide cheap labor while protecting workers from exploitation, wage theft, and unsafe housing. In practice, many employers ignored the protections, subjecting Mexican laborers to poor conditions. Congress also permitted the recruitment of agricultural workers from across North, Central, and South America.



Dorothea Lange, The first Braceros arriving in Los Angeles by train, 1942. Oakland Museum of California, Photograph by Dorothea Lange, working for the U.S. Government.

**Zoot Suit Riots.** In Los Angeles, Mexican Americans, primarily young Mexican men wearing distinctive zoot suit clothing, were attacked and beaten by white servicemen. Law enforcement and government officials largely ignored the violence, underscoring systemic racism and a deep racial divide that targeted Mexican American communities.



Mexican American youths in "zoot suits" are detained for questioning in a Los Angeles jail following a brawl, 1942. Courtesy of UCLA Digital Library Collection.

<sup>11</sup> Tijerina, J. (2019, March 16). *The Legacy of Redlining in Los Angeles: Disinvestment, Injustice, and Inefficiency*. [https://clkrep.lacity.org/onlinedocs/2019/19-0600\\_misc\\_5-6-19.pdf](https://clkrep.lacity.org/onlinedocs/2019/19-0600_misc_5-6-19.pdf)

Melendez, M. (2021, May 7). *Redlining in Los Angeles, CA: The effects of historic redlining in today's LA cities*. ArcGIS StoryMaps. <https://storymaps.arcgis.com/stories/7c68f65bb296484cbac51eb21dce3999>

# Colonization, Racism, and Racialized Systems

The Historical and Present Drivers of Homelessness

**Segregation in California Schools.** Another example of the systemic racism faced by Mexican Americans was segregated schools. By 1940, more than 80 percent of Mexican-American students in California went to so-called “Mexican” schools, even though no California law mandated such a separation.<sup>12</sup> Race was a deciding factor when eight-year-old Sylvia Mendez was denied admission to a California public school. Her light-skinned cousins with non-Spanish last names were admitted, but Sylvia and her brothers were not. Her father, Gonzalo Mendez, filed a class action lawsuit against four Los Angeles-area school districts. In 1946, a federal judge ruled in favor of the Mendez family; the following year, an appeals court upheld the decision, and California banned all public school segregation.

However, a 2014 report found that California remained the most segregated state for Latinx students, with the Los Angeles Unified School District among the most segregated in the state.<sup>13</sup> Authors stated that “the triple segregation, by ethnicity, poverty, and language that California Latino students face creates very severe obstacles to equal opportunity, and the situation has deteriorated for the past sixty years.”<sup>14</sup>



Sylvia Mendez, eight years old, 1944.  
Duke University.

## 1950 – 1960

**Displacement.** Although redlining restricted Latinx people to less desirable neighborhoods, displacement from even those areas proved to be a constant threat for Latinx communities. The story of Chavez Ravine is one example. By the 1950s, the area of Chavez Ravine was home to over 1,800 mostly Mexican American families, who were led to this area due to housing discrimination. Initially, government leaders sought to turn the Chavez Ravine area into a large public housing project and coerced residents to sell their homes with the promise of public housing. However, the political tide turned against public housing, and ultimately, this Mexican American enclave was conveyed to the owners of the Dodgers baseball team to build Dodger Stadium. This displacement, first for the purposes of public housing and then given to the Dodgers as their private property, eviscerated an intact neighborhood and resulted in wholesale evictions with little compensation, leaving these families without stable housing.

<sup>12</sup> *Roadmap for Educational Equity*. LA Works. (2024). <https://www.laworks.com/ed-equity-101>

<sup>13</sup> University of California, Los Angeles. (2014, May 14). *California the most segregated state for Latino students*. The Civil Rights Project. <https://www.civilrightsproject.ucla.edu/news/press-releases/2014-press-releases/ucla-report-finds-california-the-most-segregated-state-for-latino-students>

<sup>14</sup> *Ibid.*

# Colonization, Racism, and Racialized Systems

The Historical and Present Drivers of Homelessness

## 1970 - 1990

**Central American Migration.** Civil wars in El Salvador, Guatemala, and Nicaragua, fueled by U.S. involvement, drove the emigration of significant numbers of Central Americans to the United States during the 1980s. Although smaller numbers of educated, urban Central American immigrants had been arriving in the United States since the 1970s, the first significant waves of wartime refugees came in the mid-1980s. By the mid-1990s, the huge demand created by American industries for cheap, exploitable labor, combined with the lingering aftermaths of war, lured increasing numbers of migrants to work in agricultural, meat processing, service, domestic, and industrial jobs.<sup>15</sup>

During the 1970s through the 1990s, the United States experienced significant migration from Central America, primarily due to political turmoil and economic instability in countries like Nicaragua, El Salvador, and Guatemala. In Nicaragua, the Sandinista revolution and subsequent Contra war prompted approximately 120,000 Nicaraguans, including many from the upper class, to seek refuge in the U.S. Similarly, civil conflicts in El Salvador and Guatemala led to widespread violence and human rights violations, displacing nearly a million refugees. Despite the dangers they faced, many of these individuals were denied asylum in the U.S. during the 1980s, as the Reagan administration often labeled them as "economic migrants" rather than acknowledging the political repression they fled.

This migration period shaped the demographics of Latinx communities in the U.S., with Los Angeles becoming the largest Central American diaspora hub. Today, the children and grandchildren of these migrants continue to advocate for immigrant rights, fair labor policies, and protections against deportation, as migration remains an ongoing reality due to violence, corruption, economic instability, and climate change in the region.<sup>16</sup>

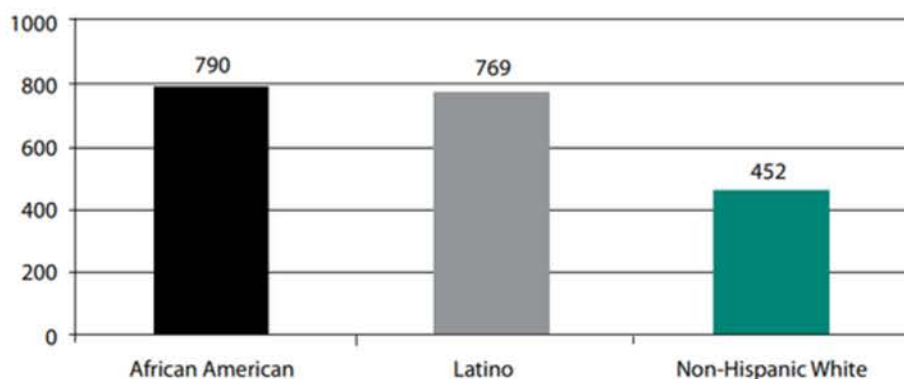
<sup>15</sup> Foxen, P. (2021, July 14). *Understanding Central American Migrations*. *UnidosUS Blog*. <https://unidosus.org/blog/2021/07/14/understanding-central-american-migrations/>

<sup>16</sup> *Ibid.*

## 2000 – 2010

**Housing Crisis.** The housing crisis across the country and in Los Angeles County impacted Latinx people disproportionately due to the use of risky subprime loans. Many Latinx families lost their homes in LA County, as in many other areas, during this time. Around 2011, Latinx homeowners “were three times more likely than white owners to lose their homes to foreclosure, erasing hard-won gains in wealth and social integration.”<sup>17</sup> A study also revealed alarming intersections between foreclosures and immigration status for some Latinx households; it concluded that “local immigration enforcement is significantly associated with foreclosure rates for Latinx households, but not households of other backgrounds.”<sup>18</sup>

**2007-2009 Completed Foreclosures per 10,000 Loans**  
(on loans made in 2005-2008 to owner-occupants)



2007-2009 Completed Foreclosures per 10,000 Loans  
(on loans made in 2005-2008 to owner-occupants).<sup>19</sup>

## 2010 – Present

**Wage Theft.** Wage theft is when an employer does not pay an employee the compensation they are legally owed. In a report issued by Rutgers School of Management and Labor, a 10-year survey of California workers found on average, affected workers lost 20% of their paycheck, or about \$4,000 annually if they were working full-time each year between 2014 and 2023. Workers in the four metro areas (Los Angeles, San Francisco, San Diego, and San Jose) lost a combined \$2.3 to \$4.6 billion in wages each year during the study period. Black and Latinx workers, women, noncitizens, young people (ages 16-24), seniors (65+), workers without a college degree, and part-time and hourly workers are more likely to experience minimum wage theft, suggesting discrimination as a central explanation. In Los Angeles, called the “Wage Theft Capital of the Nation,” noncitizens are roughly 60 to 70 percent more likely to experience a minimum wage violation than citizens.<sup>20</sup>

<sup>17</sup> Rugh, J. S. (2021). *From crisis to progress: housing and Latino youth since 2000*. The ANNALS of the American Academy of Political and Social Science, 696(1), 46-78. <https://doi.org/10.1177/00027162211041364>

<sup>18</sup> Ibid.

<sup>19</sup> Gruenstein Bocian, D., Li, W., & Ernst, K. S. (2010, June 18). Foreclosures by race and ethnicity: the demographics of a crisis. <https://sociologyinfocus.com/files/mortgage-lending/research-analysis/foreclosures-by-race-executive-summary.pdf>

<sup>20</sup> Galvin, D. J., Barnes, J., Fine, J., & Round, J. (2024). *Wage theft in California: minimum wage violations*. Rutgers. [https://smlr.rutgers.edu/sites/default/files/Documents/Centers/WJL/California\\_MinimumWage\\_Study\\_May2024.pdf](https://smlr.rutgers.edu/sites/default/files/Documents/Centers/WJL/California_MinimumWage_Study_May2024.pdf)

## 2010 – Present

**COVID-19.** The COVID-19 pandemic disproportionately impacted the Latinx community, both economically and in terms of health outcomes. Non-citizen or permanent resident workers, primarily Latinx, faced the highest unemployment rate of any demographic group at 27%, with many excluded from federal relief programs, further deepening their economic vulnerability.<sup>21</sup> Latinx workers in the hospitality and retail sectors were particularly hard-hit by COVID-19-related closures.<sup>22</sup>

Health disparities were also stark. From July 2020 to January 2021, COVID-19 death rates among Latinx Californians were two to seven times higher than those of non-Hispanic whites, depending on the age group.<sup>23</sup> Dr. David Hayes-Bautista highlighted these inequities, noting that despite the strong Latinx work ethic and households having more wage earners, many Latinx workers were forced into high-risk, low-wage jobs without access to health insurance or Spanish-speaking doctors. “COVID brought a lot of preexisting inequities to a head,” he explained, underscoring how systemic issues exacerbated the pandemic’s toll on working-age Latinos.

**January 2025 Fires.** As the Task Force completed this report, a series of destructive wildfires swept through the greater Los Angeles area and surrounding regions, forcing tens of thousands to evacuate, killing 29 people, and damaging or destroying more than 16,000 structures. The two largest—the Palisades Fire in Pacific Palisades and the Eaton Fire in Altadena—rank among the most destructive in California’s history.

In the midst of the crisis, emergency services mobilized across Los Angeles County; but multiple news outlets reported that the fires disproportionately affected Latinx residents, many of whom worked in the homes and yards that have been destroyed.<sup>24</sup> Early lessons from the recovery effort included the need for interpreters to assist first responders with evacuation and relocation, as well as monitoring of rent price gouging.

The combination of historical land dispossession, ongoing housing discrimination, low-wage employment coupled with wage theft, the lingering effects of the 2008 financial crisis, and the impact of COVID-19 has created today’s escalating threat of housing instability for Latinx communities. Addressing this crisis requires both an understanding of these deep-rooted issues and a commitment to dismantling the systemic inequalities that have long affected the Latinx community.

<sup>21</sup> Hinojosa-Ojeda, R., Dominguez-Villegas, R., & Aguilar, J. (2020, August 10). *non-citizen or permanent resident during COVID-19: essential for the economy but excluded from relief*. UCLA, Latino Policy & Politics Institute.

<https://latino.ucla.edu/research/non-citizen-or-permanent-resident-during-covid-19-essential-for-the-economy-but-excluded-from-relief/>

<sup>22</sup> Gonzalez, S. R., & Vasquez-Noriega, C. (2020, April 1). *Implications of COVID-19 on at-risk workers by neighborhood in Los Angeles*. Latino Policy & Politics Institute. <https://latino.ucla.edu/research/implications-of-covid-19-on-at-risk-workers-by-neighborhood-in-los-angeles/>

<sup>23</sup> Hayes-Bautista, D., & Hsu, P. (2021). *COVID-19’s Toll on California’s Latinos*. University of California, Los Angeles, Fielding School of Public Health. <https://ph.ucla.edu/news-events/ucla-fsph-public-health-magazine/our-path-forward/covid-19s-toll-californias-latinos>

<sup>24</sup> Ramirez, M. (2025, May 29). *Why “rippling effects” of wildfires will have lasting impact on LA’s Latino community*. USA Today. <https://www.usatoday.com/story/news/nation/2025/01/29/la-fires-latinos-employment-health-issues/77980541007/>

LAHSA Master Leasing building opening, Dec 2023

CRITICAL DATA

2025

Task Force on Latinx People Experiencing  
Homelessness Report

# Critical Data

---

Before analyzing the vulnerabilities and experiences of Latinx people facing homelessness, it is essential to establish a foundation for understanding the scale and key trends of this crisis. With visible homelessness rates rising sharply among Latinx residents, highlighting key data underscores the urgency of addressing the specific barriers to housing stability confronting Latinx individuals and families in Los Angeles.

## Los Angeles is home to one of the largest Latinx populations in the country.

Of the close to 10 million residents in LA County, nearly half – 48.6% – are Latinx, making concerted efforts to address the needs of Latinx individuals at risk of or experiencing homelessness a central component of addressing the homelessness crisis in Los Angeles.<sup>25</sup> Latinos in California experience a poverty rate of 16.9%, higher than other demographic groups. This economic vulnerability contributes to housing instability within the community.<sup>26</sup>

To understand the true scale of homelessness and housing insecurity among populations such as the Latinx community, it is important to consider the phenomenon of “doubling up homelessness” into consideration.

## Recent studies have highlighted the alarming levels of housing insecurity among Latinx People.

Data show that the Latinx population has a disproportionately higher likelihood of “doubling up”—i.e., sharing housing with others due to economic hardship.<sup>27</sup> An estimated 221,778 Latinx individuals are living doubled up, accounting for 75% of those in such arrangements.<sup>28</sup> This hidden form of homelessness often precedes actual homelessness and underscores the limitations of Point-in-Time homeless count data in capturing the true scale of Latinx homelessness. Notably, nearly half of all people entering homelessness in California come directly from doubling-up situations, emphasizing the need to address these precarious living arrangements, where they tend to recur with higher frequency.<sup>29</sup>

Historically, official data about homelessness in Los Angeles has underrepresented Latinx People among those experiencing homelessness. Yet years of shrinking opportunities for Latinx and immigrant residents, combined with economic and housing affordability pressures, have sharply increased both their vulnerability to and visibility within the homeless population.

<sup>25</sup> *Hispanic or Latino, and Not Hispanic or Latino by Race, 2020* [Data file]. U.S. Census Bureau. <https://data.census.gov>

<sup>26</sup> Walters, D. (2023, November 5). *What should be done to lower California's highest-in-nation poverty rate?* Cal Matters. [https://calmatters.org/commentary/2023/11/lower-california-highest-poverty-rate/?utm\\_source](https://calmatters.org/commentary/2023/11/lower-california-highest-poverty-rate/?utm_source)

<sup>27</sup> Chinchilla, M., Nevarez Martinez, D., & Richard, M. (2023, December) *The full spectrum of Latinx homelessness: understanding and addressing doubling up*. University of California, Los Angeles, Latino Policy & Politics Institute. <https://latino.ucla.edu/wp-content/uploads/2023/12/Homelessness.pdf>

<sup>28</sup> Carmona, G.N., (2024, June). *Unveiling Latino housing insecurity in California* [Student Work]. University of California, Los Angeles Lewis Center for Regional Policy Studies. <https://www.lewis.ucla.edu/research/unveiling-latino-housing-insecurity-in-california/>

<sup>29</sup> Kushel, M., & Moore, T. (2023, June). *Toward a new understanding: the California statewide study of people experiencing homelessness*. University of California San Francisco Benioff Homelessness and Housing Initiative.

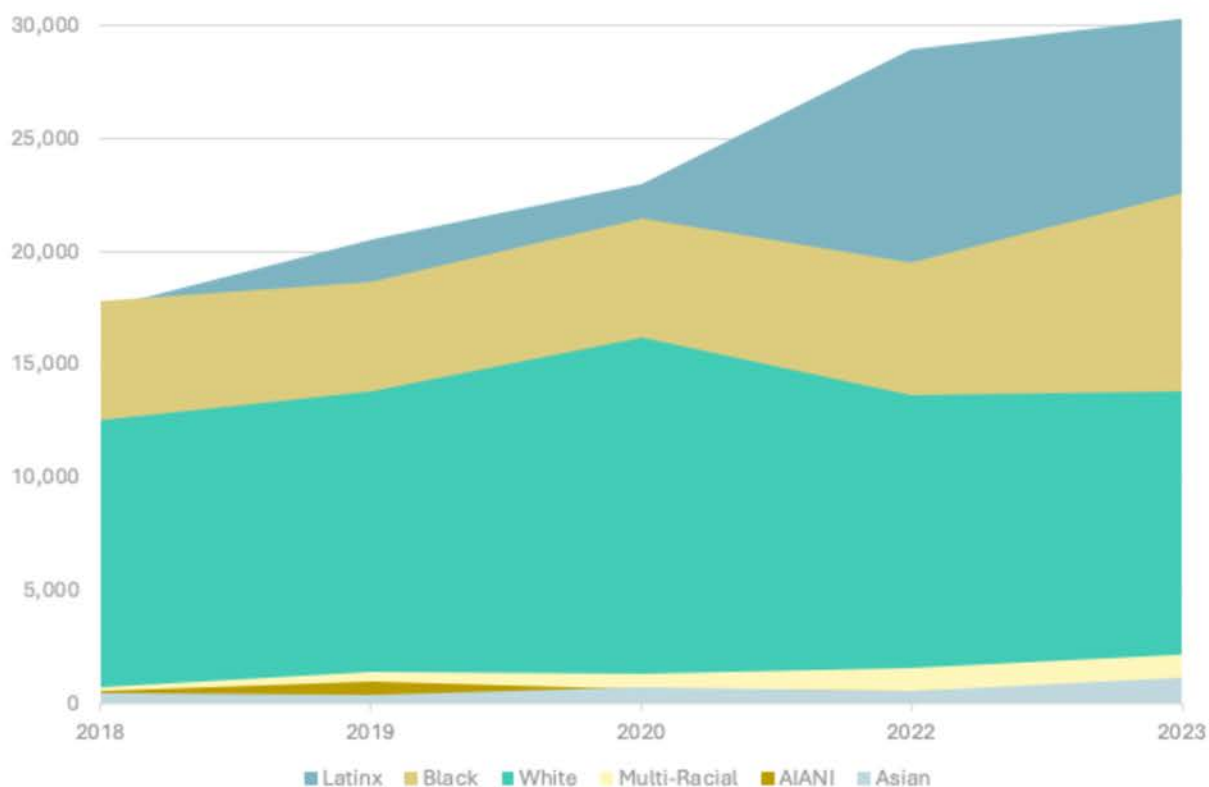
<https://homelessness.ucsf.edu/our-impact/studies/california-statewide-study-people-experiencing-homelessness>

# Critical Data

**The population of Latinx people experiencing homelessness has increased at a disproportionately high rate in Los Angeles and nationally.**

Between 2018 to 2023, Latinx homelessness in LA rose by 73% compared to 35% for the overall population. This trend is reflected more broadly across the U.S., where, over the same period, there was a 46% increase in Latinx homelessness and 18% increase in overall homelessness.<sup>30</sup>

Los Angeles CoC Homeless Population by Race/Ethnicity, 2018-2023



Data Source: 2023 Annual Homelessness Assessment Report, US Department of Housing and Urban Development, Office of Community Planning and Development

The graph above shows that while homelessness decreased for Black, White, and AIAN populations from 2020 to 2022, Latinx homelessness increased. This timeline coincides with the initial years of the COVID-19 pandemic, which disproportionately impacted those most vulnerable to the health, economic, and employment impacts of a public health crisis.

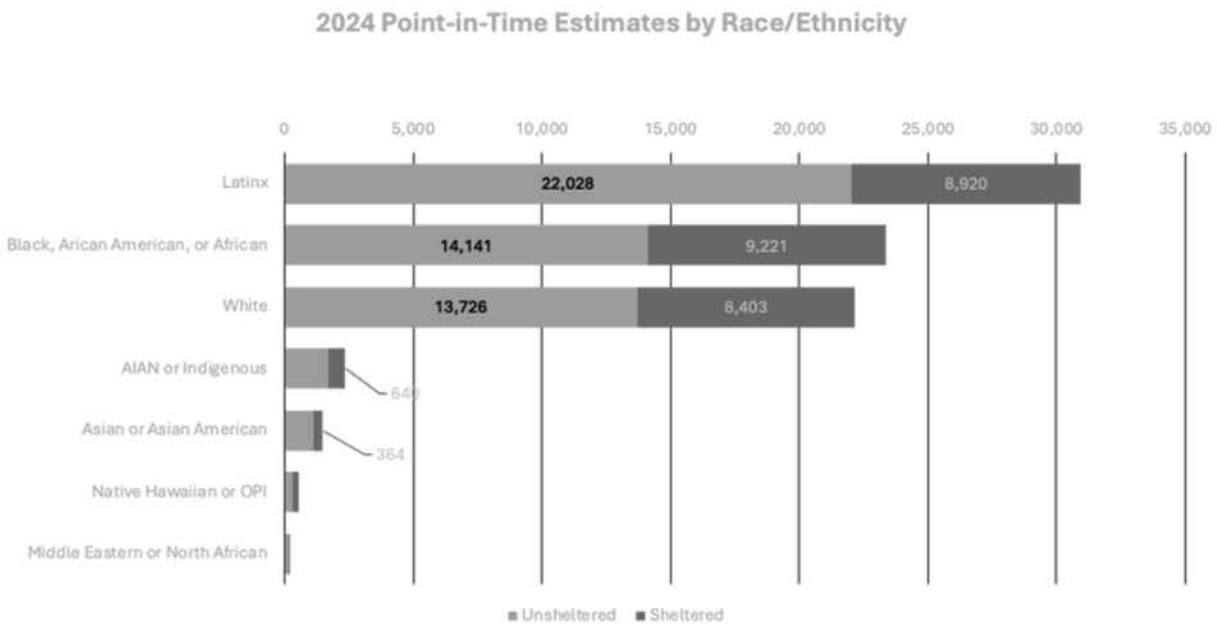
The unprecedented surge in visible Latinx homelessness reshaped the composition of Los Angeles's unhoused population, with lasting implications for the County's homeless demographic landscape and support needs.

<sup>30</sup> de Sousa, T., Andrichik, A., Prester, E., Rush, K., Tano, C., & Wheeler, M. (2023, December). *The 2023 annual Homelessness assessment report (AHAR) to ...* US Department of Housing and Urban Development, Office of Community Planning and Development. <https://www.huduser.gov/portal/sites/default/files/pdf/2023-AHAR-Part-1.pdf>

# Critical Data

## Latinx individuals make up the largest demographic of people experiencing homelessness in Los Angeles County.

In 2024, there were a total of 71,201 individuals experiencing homelessness, 30,948—or 43%— of whom were Latinx.



Data Source: 2024 Greater Los Angeles Homeless Count Data, Data Summaries, 2024

In addition to overall and unsheltered homelessness outcomes among Latinx, there has also been a significant increase in chronic homelessness.

## Chronic homelessness among Latinx People rose 57% between 2020 and 2024.<sup>31</sup>

This occurs when a household includes at least one member with a long-term disabling condition who has experienced homelessness continuously for a year or more, or on at least four separate occasions over the past three years.

Within the context of Latinx homelessness, it is crucial to examine trends among Latinx experiencing homelessness between the ages of 25 to 54 – the largest demographic within the unhoused Latinx population.

<sup>31</sup> HC2020 Hispanic Latinx [Data Summary] (2020). Los Angeles Homeless Services Authority. <https://www.lahsa.org/documents?id=4985-hc2020-hispanic-latinx>

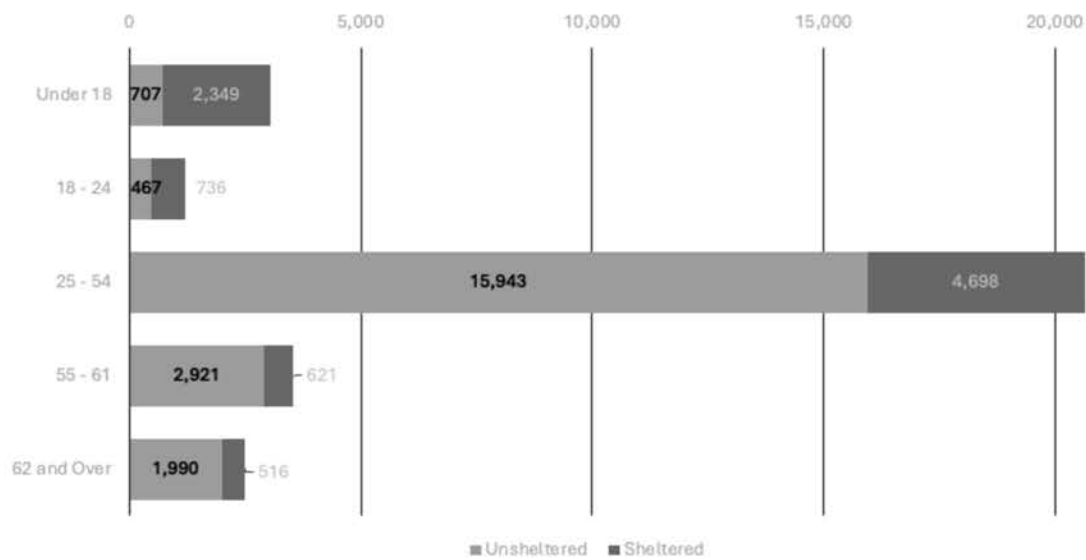
2024 Greater Los Angeles Homeless Count Data [Data Summaries] (2024, June 28). Los Angeles Homeless Services Authority. <https://www.lahsa.org/news?article=976-2024-greater-los-angeles-homeless-count-data>

# Critical Data

## Efforts to address Latinx homelessness must consider unsheltered individuals between the ages of 25 and 54.

The 2024 Greater LA Homeless Count showed that among Latinx people experiencing homelessness, the largest group is between ages 25 to 54 (67%) and unsheltered Latinx individuals make up over half of all unsheltered people experiencing homelessness in Los Angeles and are often the least connected to resources and support needed to exit homelessness.

Latinx People Experiencing Homelessness Estimates by Age Category



Latinx individuals between the ages of 25-54 make up the majority of unhoused residents within this population, in LA County.  
Data Source: 2024 Greater Los Angeles Homeless Count Data, Data Summaries, 2024

Addressing Latinx homelessness requires tailored approaches that reflect the unique needs and varying concentrations of Latinx individuals experiencing homelessness across different areas of Los Angeles County.

# Critical Data

Efforts to address Latinx homelessness must consider needs across areas within LA County.

SPA 4 has the most significant number of people experiencing homelessness, and Latinx people make up more than half of the population experiencing homelessness in SPAs 3 and 7 (see Table 1).

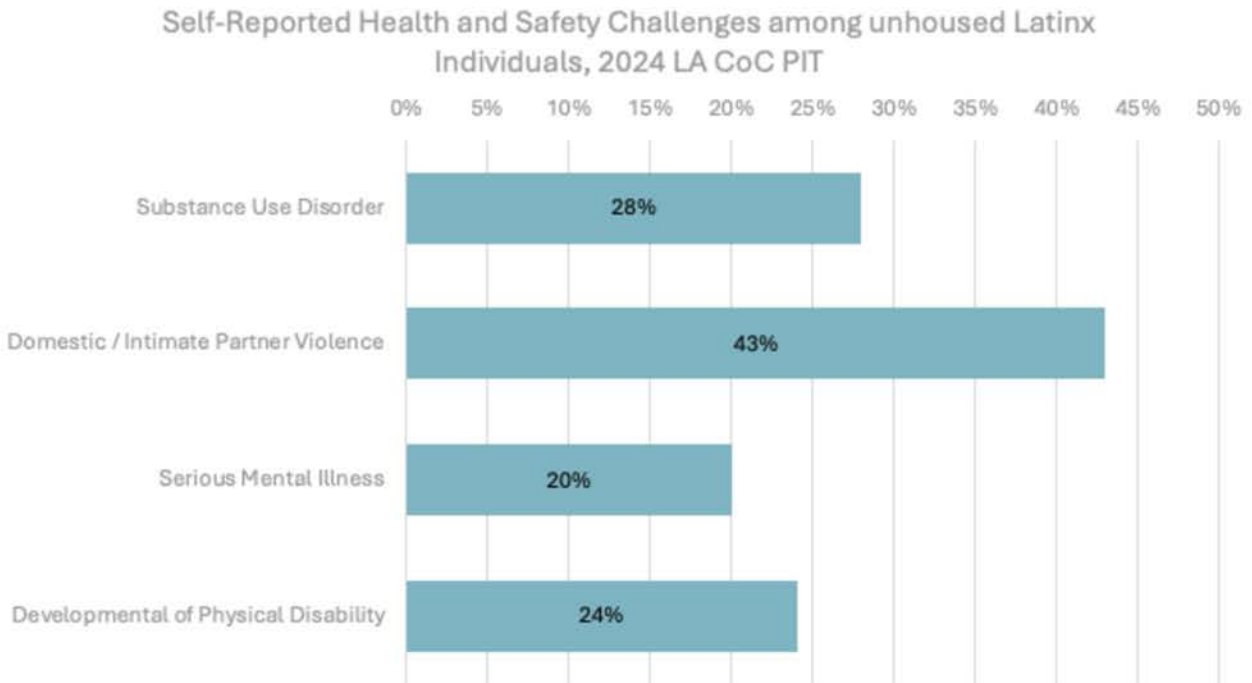
**2024 Homeless Count Estimates by Service Planning Area (SPA)**

SPA	Number of People Experiencing Homelessness	Number of Latinx People Experiencing Homelessness	Homeless Population That Are Latinx
SPA 1 Antelope Valley	6,672	2,020	30%
SPA 2 San Fernando Valley	10,701	4,900	46%
SPA 3 San Gabriel Valley	4,843	2,902	60%
SPA 4 Metro	18,389	8,142	44%
SPA 5 West	5,383	1,343	25%
SPA 6 South	13,886	5,566	40%
SPA 7 East	5,899	3,808	65%
SPA 8 South Bay	5,428	2,267	42%

**Table 1**

# Critical Data

Successfully reducing Latinx homelessness requires a system capable of addressing challenges that contribute to homelessness, such as mental health, domestic violence, disabilities, and substance use disorder, in a culturally responsive manner.



Data Source: 2024 LAHSA Point-in-Time Count

Domestic and intimate partner violence make up the largest self-reported challenge among unhoused Latinx individuals.

Data from the 2024 homeless count show that a significant portion of unhoused Latinx individuals experience one or more of these challenges.

Although these self-reported data help enable a better understanding of the circumstances unhoused people face, these challenges are often unreported or underreported, obscuring the full extent of these conditions.

# LANDSCAPE ANALYSIS, DATA FINDINGS & PRIORITIZED RECOMMENDATIONS

LAHSA outreach team responding to LA-HOP request  
for support, Sept 24, 2018

# 2025

Task Force on Latinx People Experiencing  
Homelessness Report

# Landscape Analysis, Data Findings & Prioritized Recommendations

This section provides an exploration of the experiences of Latinx individuals facing homelessness in Los Angeles, laying the foundation for the Task Force's recommendations. The analysis examines key themes reflected in the recommendations: access to prevention services administered by the city, county, and LAHSA; economic instability and impediments to wellness as primary drivers of housing insecurity; and how Latinx individuals navigate and experience outcomes within homeless services. It concludes with an exploration of the unique challenges and needs of vulnerable subpopulations, including Latinx TGI/LGBQ+ (Transgender, Gender Diverse, and Intersex, and Lesbian, Gay, Bisexual, and Queer +) individuals, non-citizen or permanent resident immigrants, indigenous migrants, youth, and seniors.

## The Latinx Community is Not Monolithic

### A Note on the Term "Latinx"

*The term "Latinx" is used in this report as an inclusive, gender-neutral term to refer to individuals of Latin American descent. It recognizes the diversity within the community, encompassing a wide range of ancestries, identities, and experiences. By using "Latinx," this report aims to acknowledge shared challenges while respecting the complexity and intersectionality of cultural, linguistic, racial, and gender identities within this community. The Task Force chose the term "Latinx" during a discussion when many members of the Task Force expressed they did not identify with the term but embraced it after a nonbinary member shared how "Latinx" made them feel included. This perspective deeply resonated with the group, leading to the adoption of the term to reinforce its commitment to belonging and inclusivity.*

The Latinx community in Los Angeles County is diverse and multifaceted. While the Mexican population accounts for over 70% of the County's Hispanic population, there are also significant numbers of Central Americans, including Salvadorans, Guatemalans, and other groups.<sup>32</sup> Additionally, approximately 72,000 Afro-Latinos<sup>33</sup> and over 36,500 Indigenous migrants from Mexico and Central America reside in the region.<sup>34</sup>

Ancestry is only one aspect of Latinx diversity. In this report, the Latinx community is sometimes referenced collectively to acknowledge shared challenges, such as the fear and stigma of accessing services without supportive community networks.

<sup>32</sup> Peña, J.E., Lowe Jr., R.H., Ríos-Vargas, M. (2023, September 26). *Eight Hispanic groups each had a million or more population in 2020*. United States Census Bureau. Retrieved December 18, 2024, from <https://www.census.gov/library/stories/2023/09/2020-census-dhc-a-hispanic-population.html>

<sup>33</sup> Galdamez, M., Gomez, M., Perez, R., Renteria Salome, L., Silver, J., Dominguez-Villegas, R., Zong, J., & Lopez, N. (2023, April 20). *Centering black latinidad: a profile of the u.s. afro-latinx population and complex inequalities*. University of California, Los Angeles Latino Policy Institute. <https://latino.ucla.edu/research/centering-black-latinidad/>

<sup>34</sup> Lee, J., Salome, R., & Martinez, J. (2024, October). *Indigenous migrants in Los Angeles County*. CIELO. [https://mycielo.org/wp-content/uploads/2024/11/ERI-Indigenous-Migrants-of-LA-Report\\_V8\\_Final.pdf](https://mycielo.org/wp-content/uploads/2024/11/ERI-Indigenous-Migrants-of-LA-Report_V8_Final.pdf)

# Landscape Analysis, Data Findings & Prioritized Recommendations

Listening sessions with community members and Task Force discussions revealed that subpopulations such as Indigenous migrants, seniors, youth, non-citizen individuals, and TGI/LBQ+ individuals faced distinct barriers to housing stability.

These barriers are often compounded by intersecting marginalized identities, including race, age, sexual orientation, gender identity, and immigration status. Shared challenges, such as stigma and fear of accessing services, intersect with these unique factors, creating complex barriers to care.

Existing data captures only a fraction of these experiences. Many Latinx individuals – particularly those from intersectional or vulnerable subpopulations – may hesitate to disclose sensitive information, such as gender identity or immigration status, due to stigma, fear, or mistrust of authorities. Language barriers further hinder data collection. To deepen the understanding of these challenges, this report incorporates qualitative data from listening sessions with community members and insights from direct service providers, including organizations like Comunidades Indigenas En Liderazgo (CIELO), Proyecto Pastoral, and the TransLatina Coalition.

Each theme in the analysis included an overarching transformational recommendation and three prioritized recommendations. The term “transformational” recognized that disrupting racialized structures and institutions required both cultural and policy or program change. Cultural change rarely occurred with the stroke of a pen; it typically emerged through strong leadership, sustained employee and community engagement, deliberate efforts to address resistance, and ongoing monitoring with adjustments as needed. The transformational recommendations reflected the world the Task Force sought to create, while the prioritized recommendations guided implementation by balancing urgency, feasibility, impact, and resource availability. The complete list of recommendations appears in the following chapter.

# Landscape Analysis, Data Findings & Prioritized Recommendations

## Access to Prevention Programs in the Context of California's Housing Affordability Crisis

The severe shortage of affordable housing – primarily housing accessible to those with the lowest incomes – remains the primary driver of California's homelessness crisis. In California, this deficit is staggering. As of 2020, only 23 affordable and available housing units for every 100 renter households were categorized as "extremely low-income" under state and federal housing definitions.<sup>35</sup> Within the LA County context, there is a deficit of approximately 520,000 affordable rental units.<sup>36</sup> This shortage means over half a million households lack access to housing they can afford.

Within this landscape, targeted attention is essential to effectively addressing housing insecurity among Latinx Angelenos, who face unique barriers to housing stability and challenges accessing prevention programs.

## Latinx people are more likely to face housing insecurity, including doubling up and living in substandard housing

In a County where rental prices continue to outpace wages, 55% of renters are Latinx, underscoring the community's heightened exposure to rental-related housing insecurity.<sup>37</sup> Latinx individuals account for 72% of those experiencing housing insecurity in LA County, according to a recent study which counts households who lack a fixed, regular, and adequate nighttime residence, including those doubled up, individuals living in motels/hotels, trailer parks, shelters, vehicles, unsheltered, or inadequate housing.<sup>38</sup>

<sup>35</sup> Kimberlin, S., & Davalos, M. (2023, March). *Understanding homelessness in California & what can be done*. California Budget & Policy Center. <https://calbudgetcenter.org/resources/qa-understanding-homelessness-in-california-what-can-be-done/>

<sup>36</sup> *2024 Los Angeles County Annual Affordable Housing Outcomes Report*. California Housing Partnership. (2024, June 28). <https://chpc.net/wp-content/uploads/2024/12/Los-Angeles-County-Affordable-Housing-Outcomes-Report-2024.pdf>

<sup>37</sup> Bonilla, M., & Zong, J. (2024, January 30). *Facts about Latino renters in Los Angeles County*. Latino Data Hub. <https://latinodatahub.org/#/research/facts-about-latino-renters-in-los-angeles-county>

<sup>38</sup> Carmona, G. N. (2024, June). *Unveiling Latino housing insecurity in California*. University of California, Los Angeles Lewis Center for Regional Policy Studies. <https://www.lewis.ucla.edu/research/unveiling-latino-housing-insecurity-in-california/>

# Landscape Analysis, Data Findings & Prioritized Recommendations

A significant indicator of this insecurity is the prevalence of doubling up homelessness—situations where individuals or families are forced to live with friends, relatives, or others due to an inability to afford their own housing. In LA County, Latinx individuals account for an estimated 75% of those in doubling-up situations,<sup>39</sup> often resulting in overcrowded and unstable living conditions.<sup>40</sup>

## Barriers to tenant rights and legal protections

“I had my own one-bedroom apartment, and I was there for 6 years paying my rent on time. A new management came in, and they said, ‘you’re not in our computer’. I said, ‘well, how could that be possible? I’m paying you my rent and when my rent goes up, I pay it’. I said, ‘it’s impossible that I’m not on your computer’. She said, ‘well, you’re not, so you have 30 days to get out.’” – Participant, Kingdom Cause Listening Session

Many Latinx renters, especially those who are non-citizens or permanent residents or have limited English proficiency, lack a full understanding of their housing and tenant rights, are unfamiliar with a complex legal process, or are fearful of governmental involvement. This leaves them vulnerable to exploitation by landlords, including unjustified evictions and excessive rent increases.

The prevalence of informal housing agreements—where tenants may not have a formal lease—worsens their situation. Without a formal contract, renters often have no legal recourse if they are displaced, making it easier for landlords to evict them without due process.<sup>41</sup>

## Prevention as a key to ending homelessness

“Prevention is ending homelessness.” If we can prevent someone from becoming homeless, in the first place, you are ending homelessness.

LAHSA staff member serving on the Lived Experience Advisory Board

<sup>39</sup> Ibid., 40

<sup>40</sup> Chinchilla, M., Martinez, D. N., & Richard, M. (2003). *The full spectrum of Latinx homelessness: understanding and addressing doubling up*. UCLA, Latino Policy & Politics Institute. <https://latino.ucla.edu/wp-content/uploads/2023/12/Homelessness.pdf>

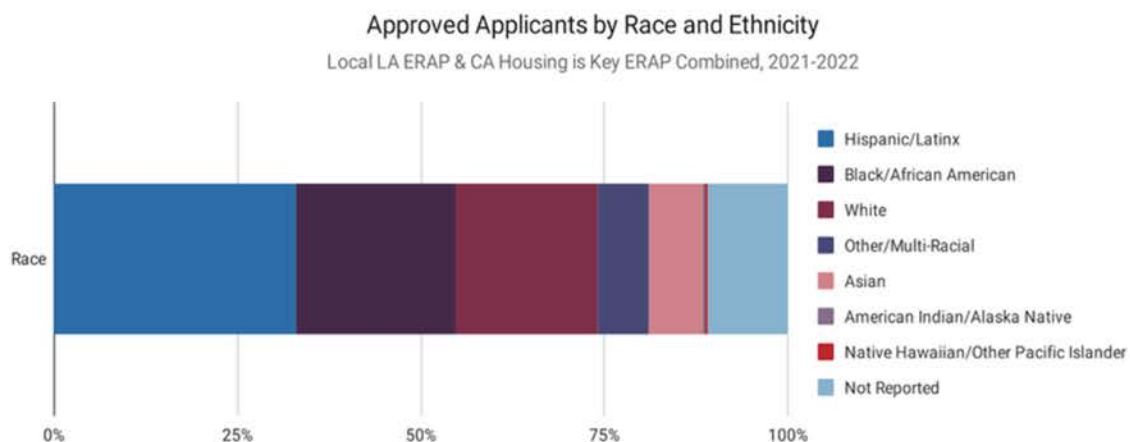
<sup>41</sup> Berestein Rojas, L. B. (2024, May 30). *A less-visible side of the Latino homelessness crisis*. LAist. <https://laist.com/news/housing-homelessness/a-less-visible-side-of-the-latino-homelessness-crisis>

# Landscape Analysis, Data Findings & Prioritized Recommendations

## Challenges remain for Latinx Angelenos accessing prevention programs

Homelessness prevention programs are essential for helping households on the brink of losing housing stability remain secure. Emergency rental assistance, for instance, offers crucial financial support to households facing eviction. However, a study of the Los Angeles Emergency Rental Assistance Program from 2021 to 2022 found that these funds did not effectively reach the Latinx population. Most of the funds were allocated to single-person households, leaving Latinx families underrepresented.

Furthermore, Latinx households only made up about 33%<sup>42</sup> of approved applicants, though they represent almost 43% of residents<sup>43</sup> in the City of Los Angeles. This gap suggests that more targeted outreach is needed to ensure Latinx households receive the support necessary to prevent homelessness.



Another prevention program historically available to Angelenos is LAHSA's Homelessness Prevention Program, which provides individuals and families at imminent risk of homelessness with temporary financial assistance and housing stabilization services or helps them find new housing to prevent them from becoming homeless.

<sup>42</sup> City of Los Angeles, Alcazar, R. J., & Green, T. (9022). Los Angeles, CA. Retrieved from [https://clkrep.lacity.org/onlinedocs/2021/21-0042-S3\\_misc\\_8-25-22.pdf](https://clkrep.lacity.org/onlinedocs/2021/21-0042-S3_misc_8-25-22.pdf).

<sup>43</sup> Demographic characteristics for occupied housing units. (2023). 2023 American Community Survey 5-year Estimates, U.S. Census . chart. Retrieved from [https://data.census.gov/table/ACSST5Y2023.S2502?t=Owner/Renter+\(Householder\)+Characteristics:Owner/Renter+\(Tenure\)&g=050XX00US06037](https://data.census.gov/table/ACSST5Y2023.S2502?t=Owner/Renter+(Householder)+Characteristics:Owner/Renter+(Tenure)&g=050XX00US06037).

# Landscape Analysis, Data Findings & Prioritized Recommendations

Program data from July 2023 to July 2024 shows 41% of enrolled participants are Latinx. However, Latinx participants in the program were less likely to see successful outcomes, meaning they exited the program to a permanent housing destination. 40% of Latinx participants in the program went to permanent housing destinations compared to 46% for non-Latinx participants.<sup>44</sup>

More analysis is required to understand why Latinx participants are having a harder time exiting the current Homelessness Prevention Program into permanent housing destinations, but this data suggests that Latinx people face higher barriers to securing stable housing.

## Innovations in Prevention Programs

The Homelessness Prevention Unit (HPU) is an innovative program model for effective prevention. It is a pilot project developed through a partnership between the Los Angeles County Department of Health Services—Housing for Health (DHS, HFH) and the University of California, Los Angeles (UCLA) California Policy Lab.

This model leverages administrative data-sharing from recent clients of DHS and the Department of Mental Health to identify individuals at high risk of homelessness using predictive analytics. The approach is proactive: instead of waiting for individuals at risk of homelessness to seek support, staff reach out to people identified as high risk, increasing the likelihood of supporting individuals who might not otherwise seek this support.

Case managers are empowered to offer financial support tailored to individual needs – whether it’s rental assistance, security deposits for new apartments, car repairs, or basic household essentials – whatever is needed to help prevent a return to homelessness. As Associate Director of the HPU, Dana Vanderford puts it, “If we can invest a few thousand dollars earlier on in people’s lives rather than letting them fall in and trying to get them back into housing, it’s a much more cost-effective strategy.”

This pilot program highlights an opportunity to learn from HPU to expand on this model’s success and limitations by creating a model that incorporates additional data sources that can better identify individuals at risk of experiencing homelessness and unlikely to receive support within the broader Latinx community.<sup>45</sup>

<sup>44</sup> Los Angeles Homeless Services Authority. (2024). LAHSA Dashboards July 2023 – July 2024. Los Angeles.

<sup>45</sup> Blackwell, B., Caprara, C., Rountree, J., Santillano, R., Vanderford, D., & Battis, C. (2024, November). *The homelessness prevention unit: a proactive approach to preventing homelessness in Los Angeles County*. California Policy Lab. <https://capolicylab.org/wp-content/uploads/2024/12/Homelessness-Prevention-Unit-Report.pdf>

# Landscape Analysis, Data Findings & Prioritized Recommendations

## Overarching Transformational Recommendation

Ending homelessness required systemic change in how society viewed each person's right to housing. People at risk of homelessness needed support to remain stably housed, while those already unhoused required access to safe, affordable, accessible, long-term housing. The principle that no person lives unsheltered demanded that state and local governments identify new revenue streams and commit to developing and funding diverse forms of affordable housing over a sustained period.

### Prioritized Recommendations:

- 1. Develop an additional homelessness prevention pilot program** using a new risk model and outreach program. The additional pilot program can work in collaboration with future prevention administrative leads to address the needs of Latinx individuals at risk of homelessness. This new model would identify a new risk pool using alternative data sources, such as community health clinics and nonprofit organizations, and incorporate criteria like income instability and overcrowding to better capture the challenges faced by Latinx communities. A culturally responsive outreach program and partnerships with community-based organizations can be created to address barriers specific to Latinx individuals at risk of homelessness, such as legal aid and immigration assistance. This new model must be funded and supported by an entity well-suited for piloting and supporting this new program to better serve Latinx individuals that County systems may not serve. This new program could work in a consultative partnership with HPU to inform the development, implementation, and assessment of the new model.
- 2. Expand the Shallow Subsidy Program at LAHSA** to ensure that all participants exiting LAHSA rental assistance programs are eligible for continued rental assistance if those programs do not provide sufficient length of time for a stable resolution of a household's housing instability. With sufficient funding for program expansion, eligibility can be extended to anybody earning less than 50% AMI and exiting a LAHSA rental assistance program.
- 3. Breathe LA is a guaranteed income pilot project that provides 1,000 eligible residents with \$1,000 per month for three years** and Los Angeles County DCFS foster youth with \$1,000 per month for two years. Expand the Breathe LA Guaranteed Income program and partner with municipalities to broaden the capacity and funding to support Latinx people experiencing housing insecurity.

# Landscape Analysis, Data Findings & Prioritized Recommendations

## Financial Insecurity

For many Latinx individuals in Los Angeles, the pathway to homelessness begins long before they lose their homes. It starts with the constant juggling act of trying to make ends meet in a county where wages for jobs accessible to most Latinx individuals don't keep up with the rising cost of living.

The mounting affordable housing crisis in California and in the Los Angeles region, paired with persistently low, stagnant, and declining wages, exacerbates homelessness and particularly among people of color, including Latinx people. In Los Angeles County, Latinx people, too often, are victims of wage theft, further shrinking already low wages – wages insufficient to pay for market-rate apartments.

The most recent economic setbacks brought on by the coronavirus recession hit Latinx workers the hardest. On a national level, Latinx workers experienced the largest employment losses when compared to their White peers.<sup>46</sup> These types of COVID-19 pandemic related hardships led one study to find Latinx and Black renters in California to be twice as likely to be unable to pay rent when compared to White renters.<sup>47</sup> Latinx Angelenos continue to experience the fallout of the COVID-19 pandemic<sup>48</sup>, while navigating structural barriers, like lower wage jobs and wage theft, that have kept them in financial precarity.

## Latinx communities in Los Angeles face higher levels of economic insecurity

The economic contribution of the Latinx population is central to California's economy, though this is often unacknowledged. Latinx Californians have the highest labor force participation rate of any racial or ethnic group in the state, with 65.1% actively working or looking for work. They pay an estimated \$83 billion in state taxes, and Latinx-owned businesses contribute 650,000 jobs to the state economy.<sup>49</sup>

<sup>46</sup> Gould, E., Perez, D., & Wilson, V. (2020, August 20). *Latinx workers--particularly women-- face devastating job losses in the COVID-19 recession*. Economic Policy. <https://www.epi.org/publication/latinx-workers-covid/>

<sup>47</sup> Ong, P. M. (2020, August 7). *Systemic Racial Inequality and the COVID-19 Renter Crisis*. UCLA Luskin Institute on Inequality and Democracy. <https://challengeinequality.luskin.ucla.edu/2020/08/07/systemic-racial-inequality-covid-19-renter-crisis/>

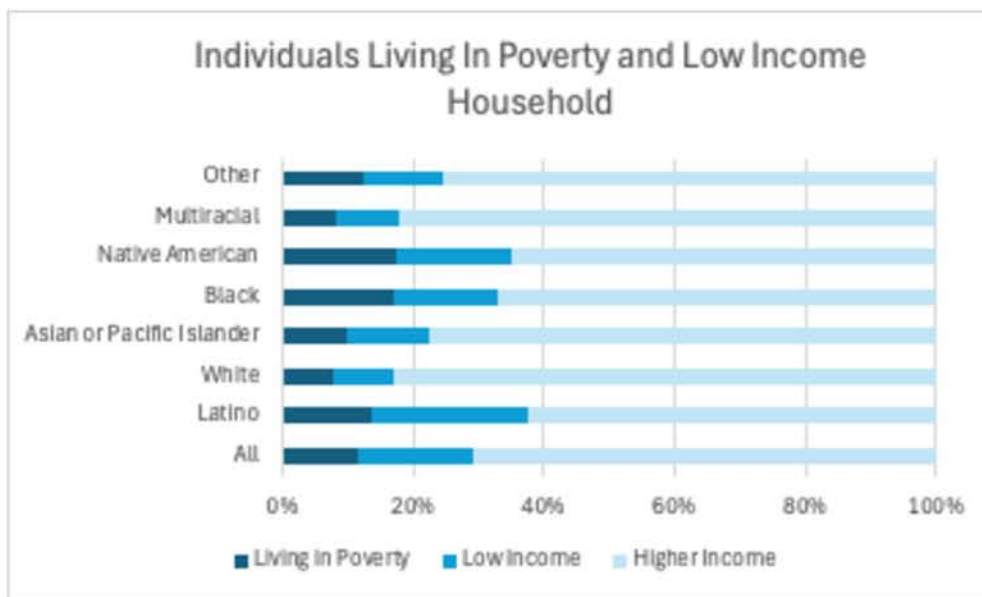
<sup>48</sup> Sanchez, G. R., Sugrue, N. M., & Pedroza, A. A. (2022, October 19). *The socioeconomic consequence of COVID-19 for Latino families*. Brookings Institution. <https://www.brookings.edu/articles/the-socioeconomic-consequences-of-covid-19-for-latino-families/>

<sup>49</sup> *The economic status of Latinos in California*. UnidosUS. (2024, October). [https://unidosus.org/wp-content/uploads/2024/10/unidosus\\_home\\_economicstatusoflatinosincalifornia.pdf](https://unidosus.org/wp-content/uploads/2024/10/unidosus_home_economicstatusoflatinosincalifornia.pdf).

# Landscape Analysis, Data Findings & Prioritized Recommendations

Non-citizen workers in the Latinx community further bolster California's economy, contributing more than \$263 billion to the state's GDP and generating \$63 billion in government revenue.<sup>50</sup> Additionally, workers with various statuses support 3.2 million jobs in California through their economic activity, underscoring their vital role in the state's economic stability and growth.<sup>51</sup>

Despite its contribution to the economy, the Latinx population represents the most significant portion of those living in poverty (i.e., below the federal poverty threshold) and in low-income households (i.e., the family income falls under 200% but meets or exceeds the federal poverty threshold) in LA County, with 38% of Latinx individuals falling into these combined categories, compared to 29% for the overall population.<sup>52</sup> Among non-U.S. citizen Latinx individuals, 50% live in poverty and low-income households. For context, in 2022, the federal poverty threshold for a family of four was \$27,750, and 200% of that threshold was \$55,500.<sup>53</sup>



The core issue lies in the types of jobs available to most Latinx workers, who, despite having the highest labor force participation rates in the County, are concentrated in industries known for low wages, limited job security, and weak labor standards protections. For example, 72% of construction workers and 65% of service industry workers in LA County are Latinx.<sup>54</sup>

<sup>50</sup> Hinojosa-Ojeda, R., Dominguez-Villegas, R., & Aguilar, J. (2020, August 10). *Undocumented during COVID-19: essential for the economy but excluded from relief*. UCLA, Latino Policy & Politics Institute. <https://latino.ucla.edu/research/undocumented-during-covid-19-essential-for-the-economy-but-excluded-from-relief/>

<sup>51</sup> Ibid.

<sup>52</sup> Latino Data Hub. (2024). *Individual Poverty Rate (<100% FPL) in Los Angeles County in California, 2022. Compared by Racial and Ethnic Groups; Nativity and Citizenship.* and *Individuals Living in a Low-Income Household (100-199% FPL) in Los Angeles County in California, 2022. Compared by Racial and Ethnic Groups; Nativity and Citizenship.* [www.latinodatahub.org](http://www.latinodatahub.org)

<sup>53</sup> Ibid.

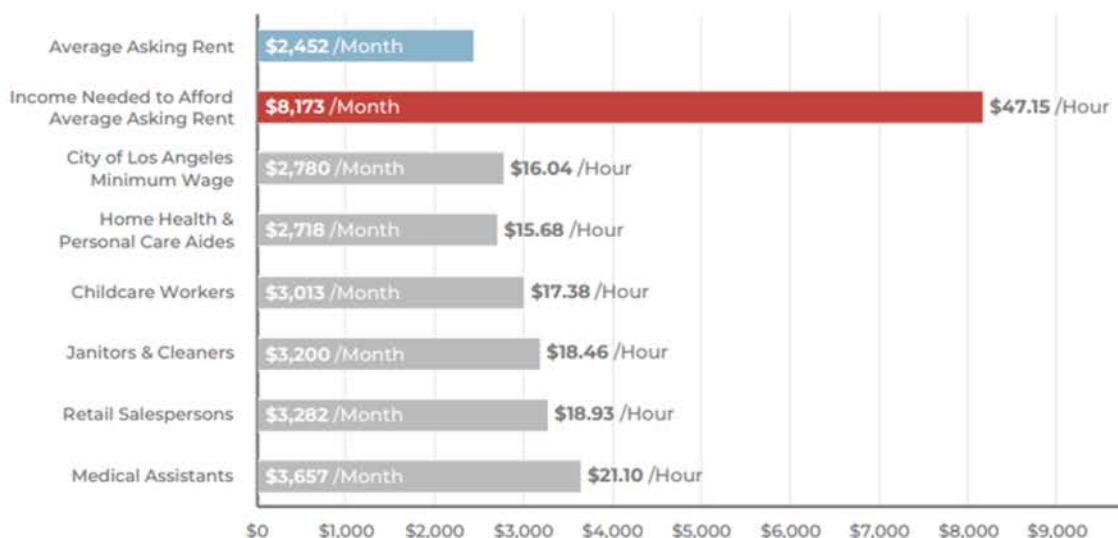
<sup>54</sup> Latino Data Hub. (2024). *Individuals in Construction Industry in Los Angeles County in California, 2022. Compared by Racial and Ethnic Groups.* and *Individuals in Retail Trade Industry in Los Angeles County in California, 2022 Compared by Racial and Ethnic Groups.* [www.latinodatahub.org](http://www.latinodatahub.org)

# Landscape Analysis, Data Findings & Prioritized Recommendations

As a result, even when Latinx people are working full-time, possibly even multiple jobs, they struggle to make ends meet. Making minimum wage isn't enough to afford rent anywhere in the country, but in Los Angeles, renters need to earn nearly three times the local minimum wage in order to afford the average asking rent.<sup>55</sup>

## WHO CAN AFFORD TO RENT

Renters need to earn **2.9 times** the minimum wage to afford the average asking rent in Los Angeles County.



Efforts like the City of Los Angeles Solid Ground Homeless Prevention Program (HPP) show promise. The HPP helps prevent new cases of homelessness for families by stabilizing housing and working with them to build a more financially secure future. Services include housing search and placement, and housing stabilization services such as case management, budgeting and financial management, assistance accessing public benefits, and financial assistance.

While the HPP notably partnered with over nineteen family resource centers around Los Angeles, the Latinx community is the fastest-growing demographic community in the Los Angeles PIT count, which suggests there may be an opportunity to scale the work.<sup>56</sup>

<sup>55</sup> *Out of reach: the high cost of housing*. National Low Income Housing Coalition. (2024). <https://nlihc.org/oor>

<sup>56</sup> *Homelessness prevention: solid ground*. Community Investment for Families Department [City Services]. (n.d.). <https://communityinvestment.lacity.gov/solid-ground-homeless-prevention-program-hpp>

# Landscape Analysis, Data Findings & Prioritized Recommendations

## The Impact of Wage Theft & Poor Working Conditions

Wage theft involves various practices where an employer **does not pay** workers what they have earned. These include unpaid minimum wage, overtime, lack of meal or rest breaks, tip stealing, illegal deductions, misclassification as an independent contractor, paid by the piece (common in the car wash and garment industries), and even complete non-payment.

Los Angeles owns the distinction of being the “Wage Theft Capital of the Nation.” A new study found a stunning number of minimum wage violations across California, and confirmed the disappointing reality that Los Angeles remains the Wage Theft Capital of the United States:

- In LA, \$1.6 billion to \$2.5 billion is stolen from workers annually due to minimum wage violations.
- Over 12% of workers (nearly 650,000 workers) in the LA area get paid less than the minimum wage.
- Workers paid below minimum wage lose an average of 20% of their paycheck to wage theft.
- Minimum wage violations have more than doubled since 2014.<sup>57</sup>

The disproportionate representation of Latinx workers in low-wage industries has led the Task Force to identify wage theft as a critical issue that severely undermines their financial security. Latinx workers are more likely to be employed in sectors such as garment work, maintenance, restaurants, domestic work, construction, and car washes—industries where 80% of low-wage workers experience wage theft.<sup>58</sup> In addition, the likelihood of experiencing wage theft increases if someone is a non-citizen or permanent resident: such a Latinx worker in LA is 60 to 70% more likely than a citizen to experience wage theft.<sup>59</sup>

The combination of wage theft, limited or unenforced worker protections, and low wages keeps most Latinx workers in financial precarity, increasing their risk of housing insecurity and homelessness.

<sup>57</sup> Galvin, D. J., Barnes, J., Fine, J., & Round, J. (2024). *Wage theft in California: minimum wage violations*. Rutgers. [https://smlr.rutgers.edu/sites/default/files/Documents/Centers/WJL/California\\_MinimumWage\\_Study\\_May2024.pdf](https://smlr.rutgers.edu/sites/default/files/Documents/Centers/WJL/California_MinimumWage_Study_May2024.pdf)

<sup>58</sup> *What Is Wage Theft?* Los Angeles Worker Center Network. (2023, May). <https://laworkercenternetwork.org/wp-content/uploads/2023/05/Los-Angeles-Worker-Center-Network-What-Is-Wage-Theft.pdf>

<sup>59</sup> Sancho, F. (n.d.). *The True Cost of a Car Wash*. *WorkingNation*. Retrieved from <https://www.workingnation.com/wage-theft-robbs-workers-of-economic-mobility-and-dignity/>

# THE IMMEDIATE AND LONG- RANGE IMPACT OF THE JANUARY 2025 CATASTROPHIC FIRES

LA County residents seeking support at  
FEMA Local Assistance Center, Photo by  
Mayra Beltran, Los Angeles County Flickr,  
Jan 15, 2025

Task Force on Latinx People Experiencing  
Homelessness Report

# 2025

# The Immediate and Long-Range Impact of the January 2025 Catastrophic Fires

UCLA's Latino Policy and Politics Institute (LPPI) issued a report regarding the impact of the Los Angeles fires on Latinx workers.<sup>60</sup> The report includes four findings:



**At least 35,000 jobs held by Latinos were at risk of temporary or permanent displacement due to the wildfires.** Although Latinos comprise just 23% of the population across the three evacuation zones, they account for 36% of all workers in those areas. The disparity is particularly striking in the Palisades Fire zone, where Latinos hold 34% of jobs despite representing just 7% of the population



**Latino workers face greater economic instability due to limited opportunities for remote work.** Latino workers in evacuation zones are more vulnerable to economic disruptions than white workers because they are disproportionately employed in occupations and industries that do not allow for remote work. While 22% of white workers in Los Angeles County can work from home, only 7% of Latino workers share this option. This disparity underscores the overrepresentation of Latinos in jobs requiring a physical presence, such as service, retail, and manual labor. These roles are particularly susceptible to temporary layoffs during wildfire-related disruptions and, in some cases, permanent job loss if workplaces are damaged or destroyed. The financial disruption is particularly hard on those living paycheck to paycheck.



**Latino workers face greater economic instability due to employment in vulnerable industries and occupations.** Worker vulnerability is especially evident in more affluent evacuation zones such as Pacific Palisades, where many household workers, such as maids, housekeepers, and home health aides, commute daily to support households. Latino workers disproportionately hold these roles. In Los Angeles County, 85% of individuals employed as household workers are Latino, reflecting broader systemic patterns in labor distribution. Moreover, these roles often lack formal protections such as paid leave, and many workers are self-employed, making them ineligible for unemployment insurance benefits.



**Latinos will be central to recovery efforts after wildfires, particularly in key industries such as construction.** Latinos will be pivotal in recovery efforts following wildfires, especially in the construction industry. This sector is critical to the regional economy and essential for rebuilding homes and infrastructure. Notably, Latinos comprise 84% of construction workers in the industry, while white workers account for only 11% of construction workers. These numbers highlight the overrepresentation of Latinos in this vital sector and underscore their indispensable contributions to wildfire recovery and rebuilding efforts.

<sup>60</sup> Gonzalez, S. R., Pech, C., & Ong, P. M. (2025, January 15). *Wildfires and Latino communities: Analysis of residents, workers, and jobs*. Latino Policy & Politics Institute. <https://latino.ucla.edu/research/wildfires-and-latino-workers-analysis/>

# The Immediate and Long-Range Impact of the January 2025 Catastrophic Fires

## The Impact of Wage Theft & Poor Working Conditions

As established by UCLA's LPPI, in addition to the loss of lives and property, the fires also significantly disrupted the livelihoods of thousands of workers in the affected communities. Latinx people, already disproportionately subject to lower wage jobs and wage theft, are now suffering the additional burden of lost employment (temporarily and permanently).

As the government delivers disaster and recovery services and resources, steps must be taken to ensure workers impacted by a sudden loss of employment are properly supported during this critical phase. Moreover, as residents and businesses begin rebuilding, steps must be taken to ensure workers, particularly Latinx construction workers, are protected from wage theft.

# The Immediate and Long-Range Impact of the January 2025 Catastrophic Fires

## Overarching Transformational Recommendation

Achieving financial security requires increasing “availability of and access to meaningful and sustainable employment,” including financial education, and job training for living wage jobs.

(Source: <https://www.usich.gov/federal-strategic-plan/prevent-homelessness>)

1. The City and County should implement a Unitary Enforcement strategy integrating fair labor practices across city, county, and state levels, targeting industries with a high percentage of low-wage workers.

- Establish a unified "One Stop Shop" for labor violation reporting and enforcement, collaborate with CBOs to address wage theft, and expand resources for these efforts.
- Launch a community education program to raise awareness of labor rights, ensure a safe space for reporting with immigration protection, and promote ITIN usage.
- Allocate funding to scale these initiatives and support stable employment pathways.

2. Collaborate with the LA Family Source System to learn more and replicate successful financial assistance and support programs such as Solid Ground, including 1) income tax preparation (to obtain refundable tax credits); 2) credit score improvement; 3) banking opportunities, and other financial literacy programs. Replicate Solid Ground’s outcome reporting system and its effective collaboration with community service providers, including accountability and performance measures. Launch an outreach campaign to build trust through partnerships with CBOs and consistent messaging from government agencies. Invest in community-based financial models, promote trusted banks, and prioritize education on financial stability, including money transfer fees and tax practices. Explore initiatives like "Bank On," an initiative that offers and maps accounts with no overdraft fees and low monthly fees at traditional banks across the country. The project is meant to enhance mainstream resource access and financial literacy, which is underutilized by some Latinx populations.<sup>61</sup>

To improve wage-earning potential, partner with workforce development centers, community colleges, non-profit organizations, and unions with apprentice programs to invest in effective workforce development programs that prepare participants, particularly youth and young adults, for more competitive, higher-wage jobs.

<sup>61</sup> Expand banking access in your community with Bank on. American Bankers Association. (2022, May 6). <https://www.aba.com/news-research/analysis-guides/expand-banking-access-in-your-community-with-bank-on>

# IMPEDIMENTS TO WELLNESS

Los Angeles County Sheriff Homeless Outreach Team works along the Whittier Narrows river bed, Photo by Mayra Beltran Vasquez, Los Angeles County Flickr, Jan 28, 2019

Task Force on Latinx Angelenos Experiencing Homelessness Report

# 2025

# Impediments to Wellness Findings

“Having a place to call home is the most basic foundation for health and well-being regardless of age, gender, race, or zip code.”<sup>62</sup> “The stress of homelessness can also seriously harm individuals’ mental well-being. Research shows that the trauma of experiencing homelessness can cause people to develop mental health problems for the first time and can worsen existing behavioral health challenges that can further complicate already existing physical health conditions. Longer time spent without a home is linked to higher levels of mental distress and more damage from coping behaviors like substance use.”<sup>63</sup>

**This is an emergency, and this crisis is when people need care, concern, and love.** How do we push pause to do that? Can we create a space where people can breathe and be like “Finally, I’m not in my tent, I’m not in my car, I’m not on a curb, I’m not hiding somewhere so I don’t get hurt during the night. I’m here. I can breathe.” Paraphrased from a Lived Experience Advisory Board (LEAB) member.

## Essential health care and behavioral health services is out of reach for many Latinx People

Access to health care, including mental health services, is another significant challenge for Latinx people. About 648,000 or 13% of Latinx residents in LA County are uninsured.<sup>64</sup> Immigration status plays a vital role in access to care; among uninsured Angelenos, 36% were immigrants without permanent status, and 19% were legal permanent residents.<sup>65</sup>

The lack of comprehensive health insurance coupled with concerns about costs lead Latinx Californians to be more likely to delay care than other Californians of differing racial or ethnic groups.<sup>66</sup>

<sup>62</sup> Kimberlin, S., & Davalos, M. (2023, March). *Understanding homelessness in California & what can be done*. California Budget & Policy Center. <https://calbudgetcenter.org/resources/qa-understanding-homelessness-in-california-what-can-be-done/>

<sup>63</sup> Ibid.

<sup>64</sup> *Uninsured individuals in Los Angeles County in California, 2022*. (n.d.). data. Retrieved from <https://www.latinodatahub.org>.

<sup>65</sup> Moreno, C., Kim, S., Gonzalez, D., Duncan, K., Viloria, P., Garcia, V., Ortiz, R., Wang, S. L., Mendoza, A., Rkasnuam, D., Pastor, M., Le, T., Giang, J., Scoggins, J., Muña, E.-M., Carter Fahnestock, V., Flores, J. C., Velarde Flores, E., Malibiran, G., & Perez, L. (2023). *State of immigrants in LA County 2023*. University of Southern California, Equity Research Institute (ERI). <https://dornsife.usc.edu/eri/publications/soila-2023/>.

<sup>66</sup> *Health disparities by race and ethnicity in California Almanac - 2024 Edition*. California Health Care Foundation. [Data File](2024, May 30). Los Angeles.

# Impediments to Wellness Findings

Spanish speakers report difficulty communicating health concerns to their doctors.<sup>67</sup> Nearly one-quarter of Latinx participants surveyed shared that they, or someone close to them, has needed treatment for severe mental illness.<sup>68</sup> According to the 2020 National Survey on Drug Use and Health (NSDUH), approximately 12.7% of Hispanic or Latinx individuals aged 12 and older, equating to about 6.2 million people, had a substance use disorder.

## The stigma of seeking help and cultural ideals of resilience

"I identify as Latino and I think that one of the biggest barriers is the idea that you have to do everything the hard way, like you have to constantly struggle. You have to do this on your own, what I mean is you or your family, and no one else, have to figure it out on your own."

- Paraphrased quote from a young Latino man, Homeless Youth Forum of Los Angeles

Stigma and the lack of culturally responsive services play a significant role in reducing access to behavioral health care. Even when mental health and substance use disorder services are available, severe stigma often keeps Latinx individuals from seeking help. Fear of being labeled as "loco" or crazy prevents many from accessing services. Finding bilingual therapists and culturally responsive programs is a further obstacle.

The availability of services in a client's primary language is essential. In one study, an interviewee noted that finding a bilingual therapist is difficult. Even if a connection is made, "employment turnover at agencies providing mental healthcare can trigger a long wait for a new bilingual therapist."<sup>69</sup> As the study notes, this can further perpetuate decreased trust between clients seeking these specialized supports and the providers available to them.<sup>70</sup>

These challenges are compounded when trying to reach members of the community that face additional layers of marginalization, like indigenous migrants who may need additional language support to access care. According to a new report on indigenous migrants in LA based on collaborative research by the University of Southern California (USC) Equity Research Institute and Comunidades Indígenas en Liderazgo (CIELO), "There are at least 25 distinct Indigenous Communities that live in Los Angeles County, speaking at least 36 different languages."<sup>71</sup>

<sup>67</sup> Joynt, J., Catterson, R., & Alvarez, E. (2024, January 31). *The 2024 CHCF California health policy survey*. California Health Care Foundation. <https://www.chcf.org/resource/2024-chcf-california-health-policy-survey/>

<sup>68</sup> Ibid.

<sup>69</sup> Chinchilla, M., (2019). *Stemming the rise of Latino homelessness: lessons from Los Angeles County*. University of California, Los Angeles, Latino Policy & Politics Initiative Web site: <https://latino.ucla.edu/wp-content/uploads/2019/01/Stemming-the-Rise-of-Latino-Homelessness-2-1.pdf>

<sup>70</sup> Ibid.

<sup>71</sup> Lee, J., Salome, R., & Martinez, J. (2024, October). *Indigenous migrants in Los Angeles County*. CIELO. [https://mycielo.org/wp-content/uploads/2024/11/ERI-Indigenous-Migrants-of-LA-Report\\_V8\\_Final.pdf](https://mycielo.org/wp-content/uploads/2024/11/ERI-Indigenous-Migrants-of-LA-Report_V8_Final.pdf)

# Impediments to Wellness

## Findings & Recommendations

### Language barriers to accessing addiction services

“The hardest thing for me [as a provider] is to find drug treatment for Latinx people, where they can find treatment in Spanish.” – Latinx Service Provider, attending Kingdom Causes Listening Session

For many Latinx individuals, seeking help can feel like admitting defeat. Cultural stigmas and the belief that one must struggle independently often prevent individuals from accessing critical prevention and health services. As discussed earlier, this hesitancy to connect to services can be compounded if services are not language-inclusive or do not offer resources regardless of documentation status.

The Task Force studied current efforts to address Latinx people's needs and, in combination with existing gaps, developed a number of recommendations to improve wellness in this population. An example of a current effort is the work taking place at the Los Angeles County Department of Health Services (DHS) and Mental Health (DMH). These departments have partnered with UCLA's California Policy Lab on the [Homeless Prevention Unit](#) pilot program, which uses predictive analytics to identify people who are heavy users of public health care and other social safety net services, and who are considered to be at the highest risk of becoming homeless. Participants are provided financial assistance and connected to health care, mental health care, employment training, legal services, and other supportive services.

### Need for more bilingual and culturally competent staff across service areas

The availability of services in a client's primary language is essential. In one study, an interviewee noted that finding a bilingual therapist is difficult and even if a connection is made, “employment turnover at agencies providing mental healthcare can trigger a long wait for a new bilingual therapist.” (Stemming the rise of Latinx Homelessness: Lessons from Los Angeles County) As the study notes, this can further perpetuate decreased trust between clients seeking these specialized supports and the available providers. (Stemming the rise of Latinx Homelessness: Lessons from Los Angeles County). These challenges are compounded when trying to reach members of the community that face additional layers of marginalization, like recent indigenous migrants who may need less common language support to access care and services. While bilingual staff are crucial, language accessibility alone is not enough—staff must also possess cultural competency and humility to understand the unique experiences, histories, and challenges faced by diverse Latinx and Indigenous communities.

“Immigrants and monolingual renters are often unaware of their rights and are either afraid or lack the knowledge to assert them.” (Stemming the rise of Latinx Homelessness: Lessons from Los Angeles County)

# Impediments to Wellness

## Recommendations

### Overarching Transformational Recommendation

Homelessness is profoundly detrimental to both the physical and mental health of people experiencing it. Improving health and well-being requires a continuum of efforts ranging from systems change to health promotion to treatment. At the same time, it is critical to provide care for those in immediate need while advancing the systemic changes necessary to end the pipeline into homelessness.

#### Wellness: Priority Recommendations

- **Expand the Promotora and Wellness Ambassador models** to focus on relationship-building and preventative services for Latinx families rather than immediate treatment and diagnosis. Train community members to promote healthy living and provide peer support, bridging the gap between traditional health services and the community. Ensure cultural sensitivity by avoiding stigmatizing language related to homelessness and using social activities, including shared meals, as opportunities to introduce Promotora support. To scale this model, secure funding to train additional *promotoras*, enhancing the reach and impact within the community.
- **To ensure that Latinx individuals in need of mental health services and substance abuse treatment receive appropriate, culturally competent, and linguistically accessible care**, the Los Angeles County Department of Mental Health (LACDMH), the Los Angeles County Department of Public Health (LACDPH), the Los Angeles County Department of Health Services (LADHS), the Los Angeles Homeless Services Authority (LAHSA), the Los Angeles County Department of Aging and Disabilities, the Los Angeles County Department of Children and Family Services (DCFS), the Los Angeles County Office of Immigrant Affairs (OIA), and the Los Angeles City and County Office of Reentry (Justice, Care, and Opportunities Department - JCOD) should work with multilingual service providers and certified substance abuse treatment providers to ensure that treatment is available in Spanish and other high-need languages.
- **Promote a culturally responsive “Whole Person” Service Delivery** that leverages a wide range of resources to provide patient physical, behavioral, and social support while also incorporating community wellness, intergenerational rituals, cultural sharing, and the interconnectedness between body, mind, and spirit.

Homeless resource fair, Los Angeles County Flickr, April 3, 2018

# SERVICE DELIVERY

# 2025

Task Force on Latinx People Experiencing  
Homelessness Report

# Service Delivery

Three central concerns surfaced during Task Force meetings and community listening sessions regarding service delivery and access: system failure to collaborate to provide clear guidance and resources for serving participants without a permanent resident status; gaps in services, practices, and organizations that are culturally and linguistically accessible and representative of Latinx communities; and the persistent fear, misinformation, and lack of knowledge among recent immigrants and mixed-status families regarding the accessibility of social services.

## System efforts to collaborate to support immigrant and non-citizen or permanent resident individuals experiencing homelessness fall short

Community listening sessions emphasized the critical role of outreach workers, case managers, and housing navigators—particularly for recent immigrants and non-English-speaking clients. Staff in these positions often took extraordinary measures to locate resources and navigate eligibility requirements due to unclear guidance on services available to individuals with uncertain status. Limited resources to help clients obtain identification or secure housing compounded the challenge.

Although Measure H and Measure A were created to address the needs of all people experiencing homelessness, non-citizens and permanent residents continued to face barriers due to eligibility restrictions and difficulties in securing employment needed to qualify for housing subsidies or afford rent.

Even when resources existed for non-citizen clients, information about them often failed to reach frontline staff. This lack of communication reflected a broader issue of insufficient collaboration and coordination between government agencies and departments. For example, during one Task Force meeting, members of an LAHSA street outreach team described their innovative efforts to connect with immigrants living unsheltered. Their commitment to stay in contact with each individual until the person obtained shelter and moved toward permanent housing was striking. Yet, further discussion revealed the team was unaware of opportunities to collaborate with other government initiatives to leverage additional resources, including legal services.

This disconnect illustrated the tendency of government agencies and departments to operate in silos. An effective service delivery system cannot depend on chance to determine whether a person in desperate need of housing receives appropriate support.

# Service Delivery

## Creating accessible and culturally inclusive pathways for unhoused Latinx communities

### **Need for community-based providers and trusted messengers**

“I think that especially when talking about specific demographics, we should uplift grassroots organizations. Again, from my experience, working at a predominately Latinx organization, I’ve seen a lot less resistance to receiving support because it was for people that looked like them, people that could effectively communicate with them, understand their challenges, related to their experiences and things like that.” - Young adult case manager, Homeless Youth Forum of Los Angeles

To effectively support the rehousing journey of Latinx People experiencing homelessness, the homeless response system must address significant gaps in culturally and linguistically accessible services as well as engage organizations that are embedded in Latinx communities to build trust within the community. Task Force discussions revealed the challenges posed by a system that, while expanding to meet the needs of different populations, still lacks the targeted investment necessary to overcome language, trust, and cultural barriers. For instance, homeless engagement teams frequently encounter unsheltered Latinx individuals who refuse shelter due to language barriers or the absence of staff and residents who reflect their community and speak their language.

Providers also emphasized the need for behavioral health and substance use treatment programs that offer services in Spanish. The lack of such resources not only limits access but also reinforces perceptions that existing supports are neither designed for nor inclusive of Latinx communities.

Cultural understanding, representation, and community connection play an essential role in overcoming these barriers. Latinx culture strongly emphasizes family and community networks, often viewing these as primary sources of support in times of hardship. However, this cultural reliance can delay or prevent many from seeking public services, and within the context of the current crisis of housing affordability and economic pressures, family and community networks are often overwhelmed and unable to provide sufficient support.

# Service Delivery

The experiences shared by Task Force members suggest that grassroots organizations, which are culturally representative and community-driven, have greater success in connecting with Latinx individuals.

When service providers reflect the identity and lived experiences of those they serve, Latinx individuals experience less resistance to support, feeling more understood and represented. This highlights the need for targeted investment in grassroots and culturally aligned organizations, as well as in developing a service approach that reflects the values and culture of Latinx communities, ultimately helping to bridge critical service gaps and enhance engagement within the Latinx community.

## **Guadalupe Homeless Project: A model of community-driven, culturally inclusive support**

The Guadalupe Homeless Project (GHP) at Dolores Mission Church exemplifies the impact of culturally accessible, community-based support for Latinx individuals experiencing homelessness. Established in 1988 by local residents who opened the church doors to shelter unhoused refugee families, GHP has become an essential part of the Boyle Heights community. Today, GHP's men's shelter continues to serve 45 men each night, and in 2014, it expanded to include a unique shelter for elderly women, serving 15 women over age 55—the only such refuge in Los Angeles. The project fosters a close-knit environment where clients are housed and actively woven into the community.

Boyle Heights residents embrace the shelter, cooking meals for clients each night and engaging them in community events. This inclusive approach reduces the isolation and stigma often associated with homelessness, creating a supportive network that encourages higher transition rates to permanent housing. GHP demonstrates the importance of culturally responsive and community-rooted programs in meeting the needs of Latinx individuals, showing that it can bridge significant gaps in service accessibility.

# Service Delivery

The experiences shared by Task Force members suggest that grassroots organizations, which are culturally representative and community-driven, have greater success in connecting with Latinx individuals.

When service providers reflect the identity and lived experiences of those they serve, Latinx individuals experience less resistance to support, feeling more understood and represented. This highlights the need for targeted investment in grassroots and culturally aligned organizations and in developing a service approach that reflects the values and culture of Latinx communities, ultimately helping to bridge critical service gaps and enhance engagement within the Latinx community.

## Addressing the persistent fear and misinformation in accessing social services for all residents and mixed-status families

Task Force discussions and research on Latinx homelessness highlight a critical barrier faced by all residents and mixed-status families experiencing housing insecurity or homelessness: persistent fears and misinformation. Concerns about potential impacts on immigration status, such as being labeled a “public charge” or possible deportation, deter many from seeking essential assistance, even when eligible. This “chilling effect” leads to underutilization of available resources, exacerbating housing instability and other challenges.<sup>72</sup>

With anti-immigrant rhetoric and policies intensifying under the current administration, these fears may become even more widespread, underscoring the urgent need for targeted outreach and clear communication to ensure that all eligible individuals can access services without fear of repercussions.

<sup>72</sup> Chinchilla, M., Moses, J., & Visotzky, A. (2023, January 24). *Increasing Latino Homelessness -- what's happening, why, and what to do about it*. National Alliance to End Homelessness. [https://endhomelessness.org/wp-content/uploads/2023/01/Latino-Homelessness\\_ResearchBrief\\_01242023\\_FINAL.pdf](https://endhomelessness.org/wp-content/uploads/2023/01/Latino-Homelessness_ResearchBrief_01242023_FINAL.pdf)

# Service Delivery

## How LA's homeless rehousing system data reflects these barriers faced by Latinx participants

LAHSA's System Key Performance Indicators (KPIs) provide information on the effectiveness and efficiency of services across the homeless rehousing system in LA County. Examining access and outcome trends for Latinx participants helps identify where the system has successfully engaged individuals and where significant barriers continue to persist.

**Important note on this data:** *The data on participant outcomes comes from LAHSA's System KPIs Demographics for Street Outreach, Interim Housing, and Time Limited Subsidies for Fiscal Year 2023-24 (FY 2023-24) Quarters 1-3. The source of this data is the Homeless Management Information System from the LA Continuum of Care, which contains client-level data from providers across the system for services provided to people experiencing or at risk of homelessness. The demographic estimates of the homeless population are derived from the 2024 Los Angeles Continuum of Care (CoC) Point-In-Time Count, which provides a snapshot of unhoused individuals in Los Angeles on a specific night. The Task Force used Point-in-Time Count data to establish baseline estimates of the population experiencing homelessness compared with those receiving services. While not perfect, this measure provided the most accurate estimate available.*

## Street outreach engagement among Latinx unsheltered individuals

Street Outreach programs serve as the primary gateway for people experiencing homelessness to access support services. Outreach teams work to build trust with unsheltered individuals, offering connections to essential resources and pathways to shelter or interim housing. However, while adult Latinx individuals represent 45% of the adult unsheltered homeless population,<sup>73</sup> only 36% of adults engaged in Street Outreach programs during the first three quarters of FY 2023-24 identified as Latinx. This disparity suggests that unsheltered Latinx adults face barriers to engaging with outreach services, including stigma, fears related to immigration status, and potentially a greater distrust of the system.

<sup>73</sup> Estimate based on data from the Los Angeles Continuum of Care 2024 Homeless Count.

# Service Delivery

In contrast, engagement levels among Latinx Transitional Age Youth (TAY) and Latinx families in Street Outreach programs are more proportional to their estimated representation among the unsheltered population. Latinx TAY, who constitute 37% of total unsheltered TAY,<sup>74</sup> made up 42% of TAY engaged by Street Outreach programs during the same period. Similarly, Latinx family members (individuals that are part of a household with at least 1 child under 18 years of age) make up 44% of unsheltered family members<sup>75</sup> and 49% of family members served by Street Outreach teams. This data reflects Task Force observations about the rising number of Latinx families experiencing homelessness. This trend has strained the shelter system and led to a higher prevalence of unsheltered homelessness among these families.

## Interim Housing

Interim Housing programs provide temporary shelter while helping participants obtain essential requirements, such as identification documents, and connect to housing navigation programs to secure permanent housing. Latinx adults remain underrepresented in these programs, comprising 35% of participants in the first three quarters of FY 23-24, despite representing 43% of all sheltered and unsheltered adults experiencing homelessness.<sup>76</sup> Like the trend seen in street outreach programs, enrollment of Latinx family members and TAY in Interim Housing was proportionate to their estimated representation in the homeless population. This suggests that the barriers to engagement experienced by Latinx adults, such as stigma, distrust, and systemic challenges, may not be as substantial among TAY and families.

A key objective for Interim Housing participants is becoming “document ready,” which means uploading a valid identification document to the system. Case managers support participants who do not have a valid form of identification to acquire documents like a state ID, driver’s license, or consular ID card, as this is a requirement to enroll in services to connect participants to permanent housing. Only 43% of Latinx adults in Interim Housing achieved document readiness compared to 51% of white adults and 57% of Black adults, the other major demographic groups. Document readiness rates among Latinx TAY and families reflected a similar challenge, with lower rates than other major demographic groups. Task Force discussions highlighted that case managers face significant challenges in assisting immigrant residents without documentation with obtaining identification, including figuring out the immigration status of participants with visas or permanent residents, transporting participants to consulate visits, navigating varying consulate requirements—often involving contact with family members abroad—and covering associated fees. These lengthy and complex processes are compounded by the system’s limited existing guidance and support, limiting equitable access to housing programs for Latinx participants.

<sup>75, 76</sup> Estimate based on data from the Los Angeles Continuum of Care 2024 Homeless Count.

# Service Delivery

## Time Limited Subsidies

Time-Limited Subsidy (TLS) programs help people move from homelessness to stable housing by providing short-term rental assistance for up to 24 months. These programs focus on assisting participants to find housing and stay housed through the support of Housing Navigators. For a participant to be housed through TLS, however, they need to secure a unit with a landlord willing to rent to them, a significant challenge for participants lacking documentation. Reflecting trends observed in Street Outreach and Interim Housing, Latinx adults are increasingly underrepresented in TLS outcomes: while they make up 43% of adults experiencing homelessness,<sup>77</sup> only 31% of adults successfully housed through TLS in the last fiscal year were Latinx. Latinx TAY and families are closer to proportional representation in TLS outcomes than adults overall. Latinx TAY makeup 37% of TAY experiencing homelessness<sup>78</sup> and 34% of those successfully housed through the program, while Latinx families account for 48% of families experiencing homelessness<sup>79</sup> and 52% of those housed through TLS.

The data highlights a concerning trend: as programs move closer to achieving permanent housing, the representation of Latinx adults diminishes. While the system does not track participants without documents, higher housing program barriers may disproportionately impact these individuals.

## Permanent Supportive Housing

Permanent Supportive Housing (PSH) is a critical, evidence-based resource for individuals experiencing homelessness, particularly those with the highest levels of need—people with disabilities, chronic medical conditions, and/or behavioral health conditions who experience chronic homelessness. PSH combines long-term, stable housing with supportive services to help residents maintain their housing and improve overall well-being. However, federal restrictions prevent HUD-funded PSH from directly serving non-citizen or permanent resident individuals, leaving a critical gap in support for many Latinx individuals. Data from FY 2023-24 shows that PSH in Los Angeles County, provided by the Departments of Health Services, Mental Health, and Public Health, served 21,369 individuals. Of those served, 30% were Latinx,<sup>80</sup> despite Latinx individuals making up 48% of the County's population and an estimated 43% of those experiencing homelessness. While missing data may contribute to this disparity,<sup>81</sup> the suggested underrepresentation of Latinx individuals in PSH reflects systemic barriers to housing that service providers and Task Force discussions highlighted during community listening sessions.

<sup>77-79</sup> Estimate based on data from the Los Angeles Continuum of Care 2024 Homeless Count.

<sup>80</sup> *Quarterly Report #30*. Los Angeles Homelessness Initiative. (2024, December 10).

[https://file.lacounty.gov/SDSInter/bos/bc/1134740\\_HomelessInitiativeQuarterlyReportNo.25\\_ItemNo.47ofAgenda2-9-16\\_.pdf](https://file.lacounty.gov/SDSInter/bos/bc/1134740_HomelessInitiativeQuarterlyReportNo.25_ItemNo.47ofAgenda2-9-16_.pdf)

<sup>81</sup> Of the 21,369 participants served in FY 23-24, 2,464 did not have data on ethnicity.

# Service Delivery

Though limited in scope, the Los Angeles Flexible Housing Subsidy Pool (FHSP) offers a critical alternative to the HUD-funded PSH. This innovative program, designed to provide rapid access to permanent housing, is a privately funded program managed by DHS in partnership with housing providers like Brilliant Corners. The FHSP's flexible structure allows it to house individuals without imposing limitations based on U.S. citizenship or eligible immigration status. Service providers often refer to this program as one of the few options to house such individuals. Still, its limited scale underscores the urgent need for expanded investment to meet the needs of the Latinx community.

## Overarching Transformational Recommendation

Greater collaboration between County departments and between inter-governmental bodies is evident - change is underway. Further opportunities to strengthen and expand collaboration are crucial for delivering effective services and supporting individuals and families experiencing homelessness, with a particular focus on ensuring that those facing the most significant barriers to housing stability do not fall through the cracks. One tool to further organize this collaboration is to track system-wide measures of outcomes by race and ethnicity. Similar to the system's Key Performance Indicators, tracking this information can build our understanding of how the system is meeting the unique needs of different communities. It can also serve as a tool to foster collaboration and accountability to respond to the surfacing needs and gaps.

- In collaboration with the Los Angeles Office of Immigrant Affairs, identify community spaces, non-traditional access points, and locations to serve Latinx community members, including vulnerable populations, to enhance connection to services. Locations may include churches, libraries, healthcare centers, parks, labor centers, schools, pop-ups, farmers markets, local Latinx serving grocers, and swap meets. Establish connections between non-traditional entities and the corresponding lead Service Planning Area (SPA) providers and assess the feasibility of creating a recurring coalition meeting space comprised of traditional and non-traditional partners, as well as immigrant-serving organizations that provide legal representation, such as Represent LA (which funds multiple organizations), Stay Housed LA, CARECEN, and CHIRLA, LA.
- To improve data collection processes to capture the Latinx population experiencing homelessness more accurately, include queries related to language barriers and language needs. In addition, a plan should be developed, and the feasibility of implementation should be assessed to track and measure individuals/families who are turned away from the homeless services system. This may be due to being doubled up and/or living in informal tenancy arrangements or otherwise experiencing homelessness or housing instability that does not meet the HUD definitions (for example, somebody paying on their own nightly for a motel/hotel).

# Service Delivery

## Overarching Transformational Recommendation

- To build and maintain multilingual staff capacity, explore the feasibility of implementing a compensation structure that rewards case managers and staff for their multilingual skills, recognizing the critical role of effective communication when serving diverse client populations. This could include salary incentives or bonuses for those fluent in multiple languages, thereby enhancing the overall quality of service delivery. A necessary component of building capacity is assessing a staff person's language competencies to ensure the quality and effectiveness of communication and interpretation skills.
- To maximize local funding to fill gaps for many households that do not qualify for federal housing programs (e.g., Section 8) due to immigration status or documentation barriers. To address this, County and City agencies should maximize local funds – such as Measure A and ULA – to fill critical gaps in housing assistance. Agencies should assess the flexibility of these local resources and determine how they can be structured to serve households excluded from federally funded programs. Explore innovative funding mechanisms that blend local and private sector funds to support non-citizen or permanent resident individuals, mixed-status families, and others who do not meet federal eligibility criteria. Ensure transparency and accountability by tracking who benefits from these funds and evaluating their impact on long-term housing stability.

# USING AN INTERSECTIONALITY LENS TO SERVE AND PROTECT VULNERABLE POPULATIONS

C3 Skid Row resident, Photo by Mayra Beltran Vasquez, Los Angeles County Flickr, Jan. 14, 2016

Task Force on Latinx People Experiencing  
Homelessness Report

# 2025

# Using an Intersectionality Lens to Serve and Protect Vulnerable Populations

Legal scholar Kimberlé Crenshaw introduced the term "intersectionality" to explain how overlapping social identities like race, gender, sexuality, and citizenship create unique experiences of marginalization or privilege. Initially focused on how racism and sexism combine to affect Black women, intersectionality emphasizes how interconnected systems of power shape our experiences. Applying this framework helps reveal how social structures and institutions contribute to inequality and influence our understanding of marginalized groups.

## Mapping out intersecting marginalized identities

Research has shown that Latinx individuals at the intersection of multiple marginalized identities are particularly vulnerable to experiencing housing insecurity. Latinx people facing housing insecurity may often be immigrants grappling with economic hardships due to underemployment or unemployment, frequently living in multigenerational households;<sup>82</sup> however, focusing on just economic justice does not get to the root of how youth, aging, disabled, TGI/LGBQ+, immigrant, or Indigenous families who do not speak English or Spanish experience homelessness due to compounding vulnerabilities. These are all common experiences and identities of those within the "Latinx" umbrella that often get pushed to the margins because of interlocking systemic inequalities.

### **Othering is the Problem, Belonging is the Solution**

All vulnerable populations share one common feature: they are "othered" because of their unique identities. Policies, programs, and initiatives may be created to better serve marginalized populations, but they are unlikely to achieve the desired results without a fundamental shift in how society views people who are different. The solution to Othering is straightforward yet uncommon: cultivating spaces of belonging that include all people in all their uniqueness.

### **Overarching Transformational Recommendation for Vulnerable Populations**

Transformational and structural change begins with the individual. Personal development is the starting point for efforts to better serve vulnerable populations in Los Angeles County. Caring for others—particularly those who differ from ourselves—requires the ability to "see" each person as deserving to belong, to be cared for, to have a meaningful voice, and to participate in decision-making.

<sup>82</sup> Carmona, G.N., (2024, June). *Unveiling Latino housing insecurity in California* [Student Work]. University of California, Los Angeles Lewis Center for Regional Policy Studies. <https://www.lewis.ucla.edu/research/unveiling-latino-housing-insecurity-in-california/>

# Using an Intersectionality Lens to Serve and Protect Vulnerable Youth Populations

## Youth and Young Adults

According to LAHSA's 2024 Los Angeles Youth Count, an estimated 2,670 unhoused youth are on LA County's streets on any night.<sup>83</sup> This estimate includes unaccompanied youth under 18 and young people up to 25 years old, but excludes children under 18 who are part of a youth-headed household. Among these unhoused youth, 41% are Latinx,<sup>84</sup> nearly one-third have previous involvement in the foster care system, and about one-quarter identify as LGBTQ+. Most lack a supportive social network, compounding the challenges they face as they navigate housing instability.<sup>85</sup>

"When I was 16, my mom and I were not getting along, and she kicked me out of the house. At first, I couch-surfed at friends' houses but eventually, I had nowhere to go, and I dropped out of school. It was a hard time. But I was lucky enough to find a program where I got housing and a case manager. My case manager helped me find a job, I'm completing school, and I hope to go to college. I even have a car now." – Young Latinx adult male, Venice community listening session

A panel of young people from Safe Place for Youth (SPY) reported to the Task Force that the most significant contributors to youth homelessness are family issues and neglect. Also contributing are a lack of education and job skills, immigration status, racial and ethnic discrimination, addiction, poverty, and trauma. While these contributing factors overlap with many communities, the ways in which these traumas and barriers arise differ among youth, and the solutions and strategies to address these harms and challenges may also differ.

"I had a Latinx teen that was emancipated. She was 17. We got her matched to permanent supportive housing, but although she was emancipated, she still couldn't sign legal documents. She couldn't sign a lease agreement, so luckily though, her birthday came up in like a couple of months, so we were finally able to get her into a place and the agency was good enough to hold it for her." – Case Manager, Lived Experience Advisory Group

Following is a list of recommendations to better serve vulnerable populations that focus on wrap around services, extending length of support, and adding culturally sensitivity.

<sup>83</sup> YC2024 LA CoC data summary. (2024) Los Angeles Homelessness Service Authority. <https://www.lahsa.org/documents?id=8271-yc2024-la-coc-data-summary84> Ibid

<sup>84</sup> Ibid.

<sup>85</sup> *The problem*. Safe Place for Youth. (n.d.). [https://www.safeplaceforyouth.org/the\\_problem](https://www.safeplaceforyouth.org/the_problem)

# Using an Intersectionality Lens to Serve and Protect Vulnerable Youth Populations

## Priority Recommendations for Youth and Young adults

1. To ensure adequate housing support for foster youth, the Department of Children and Family Services (DCFS) should lead a collaborative effort with other agencies and housing authorities across LA County to accomplish the following:

- Given that current vouchers are time-limited, explore methods to provide continuous support during and after the voucher period to foster independence.
- Actively engage foster youth, particularly those harder to reach, by gathering their input and compensating them for their participation in policy development surrounding housing supports for youth.
- Develop a plan to increase transitional housing support, preserve existing shelters, and invest in infrastructure to ensure long-term stability for this vulnerable population.

2. Invest in mentorship projects as part of interim housing services for transitional-aged youth to connect with mentors that share specific identities or experiences (cultural identities, migration, former foster, incarcerated, LGBTQ, etc.). Youth should receive monetary incentives to participate in receiving mentorship, and there should be a component of life skills, career exploration, and goal setting.

3. Create a pool of TAY funding from governmental and philanthropic sources specifically for community-based organizations (CBOs) and trusted community partners that provide financial security services, life skills support, and employment programs serving Latinx communities.

# Using an Intersectionality Lens to Serve and Protect Vulnerable Older Adult Populations

## Seniors

According to former Director of the LA County Aging and Disabilities Department, Dr. Laura Trejo, Los Angeles County has the largest older adult population in the country, with 2,072,050 residents aged 60 or older. Currently, older adults make up 25% of LA County's homeless population, and nearly half of these individuals became homeless after the age of 50. The face of homelessness is changing, as older adults represent the fastest-growing demographic among those experiencing homelessness, with projections indicating this population could triple by 2030. Notably, the number of older adults (55+) experiencing homelessness increased by 6.5% from 2023 to 2024. On the night of the 2024 Los Angeles CoC Homeless Count, an estimated 6,048 Latinx individuals aged 55 and older were experiencing homelessness. This represents one-fifth of the Latinx population experiencing homelessness.

Seniors and people with disabilities often face significant hurdles in increasing their income, especially when age or disability limits their ability to participate in the job market. This makes resources like Social Security and other social safety net programs essential for achieving financial security. However, many of these programs have failed to keep pace with inflation, leaving vulnerable populations struggling to meet basic needs. For instance, Supplemental Security Income (SSI) and General Relief (GR) have not been adequately adjusted to reflect the rising cost of living, contributing to persistent poverty among older adults and people with disabilities.<sup>86</sup>

For immigrants, these challenges are compounded. In 2022, these workers paid \$96.7 billion in federal, state, and local taxes, averaging approximately \$8,900 per person.<sup>87</sup> Despite contributing billions to social service programs, non-citizen workers are often barred from receiving the benefits they help fund. This inequity is particularly striking in California, where immigrant workers generated over \$8 billion for the state but saw little to no return on their tax dollars.<sup>88</sup> For our aging population, many who have paid federal and state taxes for years go without the social services and supports that address the health and income concerns of Latinx elders.

<sup>86</sup> Smalligan, J. A. (2024, May 14). *Increasing SSI benefits is a more effective approach to reducing poverty than an enhanced social security minimum benefit*. Brookings Institution. <https://www.brookings.edu/articles/increasing-ssi-benefits-is-a-more-effective-approach-to-reducing-poverty-than-an-enhanced-social-security-minimum-benefit/>

<sup>87</sup> Davis, C., Guzman, M., & Sifre, E. (2024, July 30). *Tax payments by undocumented immigrants*. Institute on Taxation and Economic Policy. <https://itep.org/undocumented-immigrants-taxes-2024/>

<sup>88</sup> Ibid.

# Using an Intersectionality Lens to Serve and Protect Vulnerable Older Adult Populations

## Priority Recommendations for Older Adults

1. City and County housing agencies, LACAHSAs, HACLA, and ULA, should focus on designating, rehabilitating, and preserving existing spaces, particularly for seniors and do the following:
  - Develop an accurate resource inventory and prioritize alternatives to new construction, such as renovating unused spaces.
  - Ensure that housing initiatives include diverse options, quality of life assessments, and cultural sensitivity, while expanding tax credits and rental assistance programs to maximize immediate support.
  - Design a targeted rental assistance and/or universal basic income program for older adults, along with a set aside number of Time Limited Subsidy slots, to ensure that older adults experiencing homelessness have equitable access to housing and income social supports regardless of immigration status.
  - Strengthen partnerships between housing and healthcare providers to integrate on-site healthcare, harm reduction services, behavioral health support, and home-based care options, reducing hospitalizations and ensuring that older adults receive the necessary medical care within their housing environments.
2. Many older adults are capable of and interested in wage-earning employment. Job training, development and resources should include specific opportunities and support for older adults interested in entering or returning to the labor force.
3. Develop and implement culturally specific, multilingual programming and services for aging Latinx populations through strategic partnerships with cultural arts programs, advocacy organizations, and coalitions.

# Using an Intersectionality Lens to Serve and Protect Vulnerable TGI/LGBQ+ Populations

## TGI/LGBQ+

Transgender, Gender Diverse, and Intersex (TGI): An umbrella term that includes a wide range of gender identities, such as transgender, transsexual, genderqueer, and intersex. Lesbian, Gay, Bisexual, and Queer + (LGBQ+): Similar to TGI is another term that encompasses a range of sexual orientation identities. TGI/LGBQ+ communities navigate many unique experiences that can increase their likelihood of experiencing housing insecurity and homelessness, and may also hinder their ability to seek and connect with resources and become rehoused.

A recent report by the TransLatin@ Coalition<sup>89</sup> outlines the housing challenges TGI-identifying people face, including discrimination based on prejudicial stereotyping, verbal harassment, physical abuse, and even sexual violence. These experiences can further traumatize Latinx TGI residents and make it difficult or impossible to sustain housing as they are pushed out of unsafe environments while simultaneously experiencing other drivers of housing insecurity, like poverty.

### Latinx TGI-Identifying People experience with homelessness

"I find myself in the street. It's very different. Very, very sad because you don't have a plan for how you're going to get out from there. And every day you pass in the street, every day it stretches more and more down, down, and on . . ." – Transgender People Experiencing Homelessness Focus Group, Transgender Latinx woman living unsheltered.

As a result, about 2% of Los Angeles County residents experiencing homelessness identify as TGI, even though only 0.49% of California residents do. While it can be difficult to fully understand the size and breadth of both the TGI community and the share of them experiencing housing insecurity, these data show that there is a disproportionate number of TGI-identifying people experiencing homelessness in our community.

### Risks of homelessness for Latinx TGI-Identifying People

"There's certain ideals that are harmful to the LGBT community. An example would be when parents find out. The first instinct is, 'Oh, you're not family anymore. Disowned. Get out of my house.' So that is an instant connection to homelessness." – Homeless Youth Forum of Los Angeles, Latinx youth

<sup>89</sup> *The pathway home: Los Angeles TGI housing needs assessment*. The TransLatin@ Coalition. (n.d.). [https://static1.squarespace.com/static/55b6e526e4b02f9283ae1969/t/67007f83578fa4078f7a0de1/1728085892828/TLC\\_The\\_Pathway\\_Home\\_Housing\\_Assessment.pdf](https://static1.squarespace.com/static/55b6e526e4b02f9283ae1969/t/67007f83578fa4078f7a0de1/1728085892828/TLC_The_Pathway_Home_Housing_Assessment.pdf)

# Using an Intersectionality Lens to Serve and Protect Vulnerable TGI/LGBQ+ Populations

When seeking services and resources to achieve greater stability, TGI-identifying people often face additional barriers – such as obtaining valid identification documents that reflect their identity and are recognized across government systems – which can further delay their path to rehousing. The same discrimination and abusive behaviors that drive TGI individuals into housing insecurity can also keep them in financial hardship, such as facing stigma when seeking employment. According to the TGI Housing Needs Assessment, many TGI-identifying survey participants expressed experiencing conditions with their employment that pushed them to “perform duties according to their assigned sex at birth, citing and prioritizing the comfort of other employees and customers overall.”<sup>90</sup>

Discriminatory and abusive practices can also persist when TGI-identifying residents seek out services from organizations that should be well-positioned to serve and support them, but may not be sufficiently equipped to serve their unique needs or may fail to bridge trust with these communities. Barriers such as misgendering, denial of services based on gender identity, placement in unsafe or inappropriate housing facilities, and a lack of staff training on gender-affirming care can create hostile environments that further alienate TGI individuals. Additionally, rigid intake processes, failure to provide gender-inclusive restrooms and accommodations, and the absence of TGI-affirming mental health and medical services contribute to systemic exclusion. These barriers also arise for Latinx youth experiencing homelessness who are also part of the TGI/LGBQ+ community and face challenges specific to the intersectionality of their identities and experiences.

<sup>90</sup> Ibid., 74

# Using an Intersectionality Lens to Serve and Protect Vulnerable TGI/LGBQ+ Populations

## Priority Recommendations for Latinx TGI-Identifying People

1. Establish a county-level training program for all direct service providers, including CBOs and partners, to support TGI individuals, emphasizing BIPOC, Latinx, and Indigenous communities. Update and leverage existing gender-affirming training from ARDI within DMH and DHS, expanding it to ensure comprehensive coverage across all relevant services—partner with TGI-led and serving organizations like the TransLatin@ Coalition as subject matter experts.
2. Expand appropriate accommodations in each SPA that ensure the safety and privacy of TGI participants. Some examples include expanding gender-neutral restrooms and showers, expanding private rooms or beds for vulnerable populations, creating permanent and temporary partitions within congregate shelters for increased privacy, hiring community specialists who are also members of the LGBQ+ or TGI community, and implementing bilingual safety and care plans to address incidents of discrimination and harassment.
3. For TGI/LGBTQ families, establishing an Intentional Proximity Bridge Between Single Adult Shelters and Family Shelters/Services is critical. Create a strategic physical and operational linkage between shelters for single adults and shelters or services supporting families with two parents, enhancing access to comprehensive support for families in need.

# Using an Intersectionality Lens to Serve and Protect Vulnerable Indigenous Populations

## Indigenous Migrants

Indigenous migrants primarily from Mexico and Central America in Los Angeles are often grouped under the broader Latinx category, leading to a lack of specific data on their unique experiences and needs. However, recent efforts by organizations like Comunidades Indígenas en Liderazgo (CIELO) and the USC Dornsife Equity Research Center are working to address these gaps.

“Numbers are important. Data is important. If we don’t have data, we don’t exist, and if we don’t exist, there are no services, no language supports, and it becomes a human rights violation against Indigenous people.” Odilia Romero, Co-founder and Executive Director, CIELO

In addition to CIELO and the USC Dornsife Equity Research Center, another organization representing Indigenous Mexicans, the Mixteco Indígena Community Organizing Project (MICOP), located in Ventura County, is also focused on the collection of data and community-based research. “Grounded in principles of mutual respect, reciprocity, and transparency, our approach to community-based research seeks to cultivate meaningful relationships and drive positive social change. Our vision emphasizes community leadership, reimagines power dynamics, and honors the knowledge and self-determination of Indigenous communities. We are committed to fostering reciprocal, inclusive, and equitable research partnerships wherein Indigenous voices are respected and empowered.”<sup>91</sup>

This intersectionality, where indigeneity, race, class, and language converge, exacerbates their challenges. Indigenous migrants are not only marginalized within the broader Latinx population but also experience unique forms of exploitation, especially in labor markets. Research by CIELO and the USC Dornsife Equity Research Center reveals that the destabilizing effects of the COVID-19 pandemic have left Indigenous Migrants particularly vulnerable. Over 80% of those surveyed reported ongoing struggles to afford food and rent, leading to severe housing instability. Barriers such as low literacy rates and a lack of resources in Indigenous languages further hinder access to necessary housing support, reflecting the compounded marginalization these communities face as both indigenous and non-Spanish speakers. Job instability disproportionately affects this population, with 73% of respondents experiencing reduced hours, 50% facing employment loss, and 35% reporting workplace closures during the pandemic. Indigenous women in particular face heightened vulnerabilities, including gender-based violence and exploitation in low-wage sectors like domestic work and street vending.<sup>92</sup>

<sup>91</sup> *Mixteco Indígena Community Organizing Project*. Mixteco. (n.d.). <https://mixteco.org/>

<sup>92</sup> Lee, J., Salome, R., & Martinez, J. (2024, October). *Indigenous migrants in Los Angeles County*. CIELO. [https://mycielo.org/wp-content/uploads/2024/11/ERI-Indigenous-Migrants-of-LA-Report\\_V8\\_Final.pdf](https://mycielo.org/wp-content/uploads/2024/11/ERI-Indigenous-Migrants-of-LA-Report_V8_Final.pdf)

# Using an Intersectionality Lens to Serve and Protect Vulnerable Indigenous Populations

Research shows that skin color plays a role in shaping the experiences of the Latinx community, connecting anti-indigeneity with colorism and anti-Blackness.<sup>93 94</sup> Having a darker skin tone is linked with higher reports of racial discrimination, furthering the disadvantages Indigenous migrants may face when navigating the job and rental markets, as well as living in the community more broadly.<sup>95</sup> Furthermore, linguistic isolation from both Spanish-speaking Latinx communities and English-speaking institutions creates significant barriers to accessing healthcare, legal services, and labor protections. These overlapping forms of discrimination highlight the critical need for culturally and linguistically appropriate resources to address the specific intersectional challenges faced by indigenous migrants in Los Angeles.<sup>96</sup>

In 2012, a Mexican Indigenous youth group, called Tequio (The term “Tequio” describes an indigenous person’s desire and obligation to assist their community) in Ventura County, California, held a press conference to announce their campaign called, “No Me Llames Oxaquita” or “don’t call me Little Oaxacan.” The event called attention to the pervasive use of the derogatory racial and ethnic epithets, “Oxaquita” and “indito” (little Indian) that non-indigenous Mexican immigrant students use to bully their indigenous peers.<sup>97</sup>

As recently as 2022, similar discrimination and anti-Indigenous bias persisted. In that year, a leaked recording revealed three Latinx Los Angeles City Council members making derogatory remarks about Indigenous Mexican immigrants, highlighting the ongoing challenges of bias and prejudice within the community. They called them “little short dark people” and “ugly.”<sup>98</sup> Unsettling because, despite this bias, as leaders of the City, they are responsible for allocating resources and enacting and implementing law, ordinances, policies, and programs. Racial and ethnic bias will persist until both individuals and communities address the negative associations that sustain it.

<sup>93</sup> Noe-Bustamante, L., Gonzalez-Barrera, A., Edwards, K., Mora, L., & Lopez, M. H. (2021, November 4). *Majority of Latinos say skin color impacts opportunity in America and shapes daily life*. Pew Research Center. <https://www.pewresearch.org/race-and-ethnicity/2021/11/04/majority-of-latinos-say-skin-color-impacts-opportunity-in-america-and-shapes-daily-life/>

<sup>94</sup> Monk, E. P. (2021). The unceasing significance of colorism: skin tone stratification in the United States. *Daedalus*. <https://www.amacad.org/publication/colorism-skin-tone-stratification-united-states>

<sup>95</sup> Marrow, H. B., Okamoto, D. G., Garcia, M. J., Adem, M., & Tropp, L. R. (2022). Skin tone and Mexicans’ perceptions of discrimination in new immigrant destinations. *Social Psychology Quarterly*, 85(4), 374–385. <https://doi.org/10.1177/01902725221128387>

<sup>96</sup> Lee, J., Salome, R., & Martinez, J. (2024, October). *Indigenous migrants in Los Angeles County*. CIELO. [https://mycielo.org/wp-content/uploads/2024/11/ERI-Indigenous-Migrants-of-LA-Report\\_V8\\_Final.pdf](https://mycielo.org/wp-content/uploads/2024/11/ERI-Indigenous-Migrants-of-LA-Report_V8_Final.pdf)

<sup>97</sup> Perez, W., & Vásquez, R. (2024). *Culturally responsive schooling for indigenous Mexican students*. Bristol, UK: Multilingual Matters.

<sup>98</sup> “Full transcription of leaked audio revealing racist remarks by l.a. city council members. (2022, November 21). *Los Angeles Times*. <https://www.latimes.com/california/story/2022-11-21/la-city-council-racist-audio-leak-transcription-annotation>

# Using an Intersectionality Lens to Serve and Protect Vulnerable Indigenous Populations

## Prioritized Recommendations for Indigenous Migrants

1. CIELO and academic researchers should employ new strategies and new measurements to ensure indigenous migrants from Mexico and Central America data are collected, analyzed and published to ensure these communities are properly represented, particularly to ensure accuracy of the annual PIT count. In addition to the collection of quantitative data, government data collection systems must include qualitative data as well. Such data would include storytelling, responses derived from community listening sessions, community-based data collection efforts, and from trusted community-based organizations.

2. Trusted community-based organizations and networks are the primary systems of support for Indigenous migrant communities who are often locked out of traditional governmental support systems - however these groups are frequently under-resourced and overlooked by those seeking to serve immigrant communities. Enduring investments in and partnerships with Indigenous Migrant serving organizations and community networks are needed to adequately serve the variety of needs across these diverse indigenous communities.

# Using an Intersectionality Lens to Serve and Protect Vulnerable Non-Citizen Populations

## Immigrants

Despite contributing an estimated \$8.5 billion a year in California state and local taxes, non-citizens are largely shut out of the social safety net of resources available to citizens and permanent residents.<sup>99</sup> The COVID-19 Pandemic brought much-needed attention to the precarity faced by migrant workers as they experienced the most extreme consequences and had the highest unemployment rate compared to the rest of the population.<sup>100</sup> While challenges in accessing opportunities and receiving services are not new for Latinx people who lack permanent status, the pandemic helped illuminate the costs of these barriers, and how they can have ripple effects in the broader community.

“They made us the sanctuary state, right? But they don't give individuals opportunities to work... It's hard to get a social security card, and it's very challenging to get even an ID. And so if we are a sanctuary state and we're allowed to stay, then why can't we make opportunities for people to work and be part of society instead of being outcasts where you're staying and working?”  
- Participant, Kingdom Causes Listening Session

Every driver of housing insecurity and barrier to rehousing detailed in this report becomes significantly heavier when a person lacks legal status. Non-citizen Latinx residents must navigate a complex and often hostile legal landscape, compounded by inconsistent policies at the federal, state, and local levels. Mixed-status households—where non-citizen individuals live alongside U.S. citizens or permanent residents—further illustrate the challenges. Fear for the security of these family members often discourages households from seeking services, even when some members may qualify for assistance.

This hesitancy affects a substantial portion of the population in Los Angeles County. In 2021, 841,000 U.S. citizens and 230,000 permanent residents in the county lived with a family member who lacked legal status.<sup>101</sup>

<sup>99</sup> Davis, C., Guzman, M., & Sifre, E. (2024, July 30). *Tax payments by undocumented immigrants*. Institute on Taxation and Economic Policy. <https://itep.org/undocumented-immigrants-taxes-2024/>

<sup>100</sup> Hinojosa-Ojeda, R., Dominguez-Villegas, R., & Aguilar, J. (2020, August 10). *Undocumented during COVID-19: essential for the economy but excluded from relief*. UCLA, Latino Policy & Politics Institute. <https://latino.ucla.edu/research/undocumented-during-covid-19-essential-for-the-economy-but-excluded-from-relief/>

<sup>101</sup> *Mixed-status Families, Los Angeles: undocumented immigrants and residents living with undocumented family member(s)*. University of Southern California, Equity Research Institute (ERI), Los Angeles Immigrant Data Portal. (2021). <https://immigrantdataca.org/data-summaries>

# Using an Intersectionality Lens to Serve and Protect Vulnerable Non-Citizen Populations

Statewide, Latinos and Asian Americans are disproportionately affected: nearly 30% of Latinos and 15% of Asian Americans were non-citizens or permanent residents themselves, or lived with someone who had no legal status in the country.<sup>102</sup> While California and Los Angeles County have taken steps to address these challenges and mitigate harms, these efforts remain insufficient without meaningful changes at the federal policy level.

The impact of deportations has ripple effects beyond the individual, affecting households, extended family members, neighbors, employers, and employees. A national study assessed the economic impact of removing a member from a mixed-status household. It revealed that the median household income can decrease from \$41,300 to \$22,000, pushing families further into poverty.<sup>103</sup>

It has become increasingly complex to understand the level of need that exists for immigrants when it comes to housing and homelessness because of reticence to share and track data specifically tied to a person's documentation status due to safety concerns. While some agencies can use proxies and rely on trust built by community organizations and advocacy groups to better understand the challenges experienced by this community, these data are limited and do not paint the whole picture. That said, the picture they offer provides a window into how services and policies can be better designed and operationalized to support the needs of non-citizens or permanent residents and their families. The recommendations that follow are a start to addressing these barriers.

<sup>102</sup> *Mixed-status families, California: undocumented immigrants and residents living with undocumented family member(s)*. University of Southern California, Equity Research Institute (ERI), California Immigrant Data Portal.

<https://immigrantdataca.org/data-summaries?geo=02000000000006000>

<sup>103</sup> Warren, R., & Kerwin, D. (2017). Mass deportations would impoverish us families and create immense social costs. *Journal on Migration and Human Security*, 5(1), 1-8. <https://doi.org/10.14240/jmhs.v5i1.71>

# Using an Intersectionality Lens to Serve and Protect Vulnerable Non-Citizen Populations

## Priority Recommendations for Immigrants

### 1. Outreach and Education:

- Launch linguistically, culturally, and immigration status-sensitive outreach campaigns to inform individuals about available resources and services, addressing concerns that may impact a person's ability to access benefits (especially shelter), and include the use of infographics and videos to ensure literacy is not a barrier to accessing this information.
- Partner with the faith-based community and organizations that serve immigrant communities, such as The TransLatin@ Coalition, CHIRLA, CARECEN, etc., to increase connections and awareness of County public agencies and resources, including the Offices of Immigrant Affairs.
- Develop a targeted strategy that focuses on high-need communities to ensure resources and contractor services are allocated based on population density.
- In collaboration with community partners, assess the feasibility and explore the benefits and drawbacks of establishing a centralized department to track limited data on all immigrant individuals without permanent status and their challenges, improving coordination and service delivery.

2. Develop and launch a Rent Housing Subsidy Pilot: This pilot program would provide rental assistance to immigrants ineligible for federally funded housing subsidies. In Los Angeles County, an estimated 246,000 households are behind on rent and at risk of eviction, with non-citizen or non-permanent resident immigrant families being particularly vulnerable due to their exclusion from many state and federal housing assistance programs. To address this gap, assessing the feasibility and developing a plan for a locally funded rental subsidy program that offers modest financial support to these immigrants is necessary. Even small subsidies could mean the difference between housing stability and homelessness for these households. Additionally, this initiative should explore pilot programs and the expansion of existing local assistance efforts to serve high-need groups.

3. Remove Legal Status Barriers for Housing Programs: Sheltering programs should be accessible to immigrants, regardless of their immigration status. Measure H and now Measure A-funded programs are to be accessible to anyone living in LA County. However, immigrant advocates report that some non-citizen or permanent resident immigrants are turned down for services due to their status. Ensure that a comprehensive review of all LA County housing programs is conducted to identify and remove barriers preventing non-citizens from accessing those services, and ensure that service providers are properly trained.

# RECOMMENDATIONS


Pathways Home participant in Baldwin Park, Photo by Michael Owen Baker, Los Angeles County Flickr, Dec. 13, 2023

# 2025

Task Force on Latinx People Experiencing Homelessness Report



# Recommendations



Performance goals are a good way to monitor and measure progress.

This section outlines the complete set of recommendations the Task Force developed, aimed to address the burdens identified throughout their examination. Recommendations address each of the issue areas that the Task Force explored in depth, as outlined above.

## Recommendations for Homelessness Prevention

1. Expand the following flexible cash assistance programs that directly impact housing stability: CalWORKs; General Relief; City of LA UBI Pilot.

Enhance prevention efforts by making funding more flexible and accessible, particularly for the Latinx community and those in informal rental arrangements.

- Ensure relevant organizations are maximizing the use of funding streams that are not restricted by documentation status for all households.
- Develop a program that does not require a written eviction notice and extends eligibility to tenants with informal rental arrangements and/or experiencing financial hardship, which is likely to lead to future eviction. The current Prevention Program only serves those who are imminently at risk to ensure that the minimal funds are used for those most in need.

2. Create a working group composed of program coordination staff for all existing Prevention efforts across the City and County (Home Safe, and Problem Solving; Mayor’s Office fund; Solid Ground; DPSS Prevention; Stay Housed; County HI; etc.) to facilitate coordination and to plan for regional coverage of all Prevention related needs, including ensuring that all programs include eligibility for Latinx populations, and that services are equitably reaching those groups.

- Expand accessibility of these programs to CBOs already working with the Latinx community so that funding and accessibility are more targeted.
- Establish a countywide centralized hotline for those in need of Prevention services. Staff can triage cases to the most appropriate program based on the caller’s needs.

## Recommendations for Homelessness Prevention

3.	<p>Expand the Shallow Subsidy Program at LAHSA to ensure that all participants exiting LAHSA rental assistance programs are eligible for continued rental assistance if those programs do not provide sufficient time for a stable resolution of a household's housing instability. With adequate funding to program expansion, extend eligibility to anybody earning less than 50% AMI and exiting a LAHSA rental assistance program.</p>
4.	<p>Breathe LA is a guaranteed income pilot project that provides 1,000 eligible residents with \$1,000 per month for three years and Los Angeles County DCFS foster youth with \$1,000 per month for two years. Expand the Breathe LA Guaranteed Income program and partner with municipalities to broaden the capacity and funding to support Latinx people experiencing housing insecurity.</p>
6.	<p>For years, the Los Angeles County government has relied on the 211 hotline to assist the public seeking prevention and homelessness services. The system falls short because of limited direct access to housing placements, long wait times to connect with shelters due to high demand, and a lack of immediate shelter availability. Collaborate with government departments and community service providers to develop a more responsive and effective countywide centralized hotline for those needing Prevention services, where staff can triage cases to the most appropriate program based on the caller's needs.</p>
7.	<p>Develop an additional homelessness prevention pilot program using a new risk model and outreach program. The additional pilot program can work in collaboration with the Homelessness Prevention Unit (HPU) to address the needs of Latinx individuals at risk of homelessness. This new model would identify a new risk pool using alternative data sources, such as community health clinics and nonprofit organizations, and incorporate criteria like income instability and overcrowding to better capture the challenges faced by Latinx communities. A culturally responsive outreach program and partnerships with community-based organizations can be created to address barriers specific to Latinx individuals at risk of homelessness, such as legal aid and immigration assistance. This new model will need to be funded and supported by an entity well-suited for piloting and supporting this new program to better serve Latinx individuals who may not be served by County systems. This new program could work in a consultative partnership with HPU to inform the development, implementation and assessment of the new model.</p>

## Recommendations to Improve Financial Security

8.	<p>The City and County should implement a Unitary Enforcement strategy that integrates fair labor practices across the city, county, and state levels, targeting industries with a high percentage of low-wage workers.</p> <ul style="list-style-type: none"><li>• Establish a unified "One Stop Shop" for labor violation reporting and enforcement, collaborate with CBOs to address wage theft, and expand resources for these efforts.</li><li>• Launch a community education program to raise awareness of labor rights, ensure a safe space for reporting with immigration protection, and promote ITIN usage.</li><li>• Allocate funding to scale these initiatives and support stable employment pathways.</li></ul>
9.	<p>Collaborate with the LA Family Source System to learn more and replicate successful financial assistance and support programs such as Solid Ground, including 1) income tax preparation (to obtain refundable tax credits); 2) credit score improvement; 3) banking opportunities, and other financial literacy programs. Replicate Solid Ground's outcome reporting system and its effective collaboration with community service providers, including accountability and performance measures. Launch an outreach campaign to build trust through partnerships with CBOs and consistent messaging from government agencies. Invest in community-based financial models, promote trusted banks, and prioritize education on financial stability, including money transfer fees and tax practices. Explore initiatives like "Bank On" to enhance resource access and financial literacy.</p>
10.	<p>To improve wage earning potential, invest in high-quality, results-driven job training and workforce development programs that prepare participants, particularly youth, young adults for more competitive, higher wage jobs.</p>
11.	<p>Expand the Promotora and Wellness Ambassador models to focus on relationship-building and preventative services for Latinx families rather than immediate treatment and diagnosis. Train community members to promote healthy living and provide peer support, bridging the gap between traditional health services and the community. Ensure cultural sensitivity by avoiding stigmatizing language related to homelessness and using social activities and shared meals as opportunities to introduce Promotora support. To scale this model, secure funding to train additional Promotoras, enhancing the reach and impact within the community.</p>

## Recommendations to Remove Impediments to Wellness

12.	To ensure Latinx people in need of mental health services and substance abuse treatment receive the appropriate care, government departments should work with multilingual service providers and certified substance abuse treatment providers to ensure treatment is available in Spanish and other high-need languages.
13.	Assess for language gaps that may interfere with delivering services to diverse communities in a culturally responsive and competent manner. Focus on Mexico and Central America indigenous languages and standard Spanish dialects in Los Angeles County. Examine current translation/interpreting services contracts and, if necessary, collaborate with community-based organizations to identify other translation providers to ensure all people needing services have language access. Build and maintain a list of interpreters and translators along with a fee schedule.
14.	In addition to “Connect Days,” to further engage the community, assess the feasibility and cost of organizing culturally relevant community events, like “Boba Day” or “Cafe Charla.” Frame these events under a broader wellness umbrella, emphasizing the interconnectedness of behavioral health, housing, and well-being.
15.	Promote a culturally responsive, “Whole Person” Service Delivery that leverages a wide range of resources to provide patient physical, behavioral, and social support while also incorporating community wellness, intergenerational rituals, cultural sharing, and the interconnectedness between body, mind, and spirit.
16.	Promote education and awareness campaigns to reduce stigma surrounding behavioral health issues, encouraging more individuals to seek help. Ensure representation of Mexico and Central American indigenous people and all genders, including TGI/LGBQ+ community members.

## Recommendations For Improvements to Service Delivery

Focus Area I: Advance a collaborative responsibility approach (such as collective impact) that brings together government agencies, community service providers, and non-traditional partners to ensure comprehensive access to services and resources.

17.	Local government offices and community organizations organize “Connect Days” to provide assistance, outreach services, employment resources, hygiene supplies, and other essentials to individuals and families experiencing homelessness. Conduct an analysis of existing “Connect Days” to ensure that all necessary and appropriate governmental and service provider parties are represented and to assess existing accountability structures to ensure that all partners take active ownership of and successfully complete assigned tasks.
18.	Seek guidance from the Office of Immigrant Affairs and consider and assess the feasibility of establishing a dedicated non-citizen Coordinator role that can bring together all key stakeholders and community service providers.
19	In collaboration with the Los Angeles Office of Immigrant Affairs, identify community spaces and non-traditional access points and locations to serve Latinx community members, including vulnerable populations, to enhance connection to services. Locations may include churches, libraries, healthcare centers, parks, labor centers, schools, pop-ups, farmers markets, local Latinx serving grocers, and swap meets. Establish connections between non-traditional entities and the corresponding lead Service Planning Area (SPA) providers and assess the feasibility of creating a recurring coalition meeting space comprised of traditional and non-traditional partners, as well as immigrant-serving organizations that provide legal representation, such as Represent LA (which funds multiple organizations), Staying Housed LA, CARECEN, CHIRLA, LA Voice, etc.
20.	Identify and engage philanthropic partners to fund innovative and nontraditional strategies aimed at enhancing service delivery and support, such as funding necessary identification and immigration documentation, funding to support promotoras, funding for childcare, funding for small business development, and funding for ESL classes.
21.	To ensure all people, particularly vulnerable populations, receive the appropriate services by suitable providers, create a pathway for people seeking services to have a choice of providers beyond traditional geographical boundaries, for individuals who do not live within a single SPA or who are uncomfortable with a particular provider within their SPA.

## Recommendations For Improvements to Service Delivery (Cont.)

22.	To develop trusted, accurate information channels, working with the Office of Immigrant Affairs and trusted community-based partners, co-create a centralized knowledge and resource hub (bank) tailored to the Latinx community. In multiple languages, it should provide easy-to-read information about homelessness services, tenant rights, eviction prevention, fair housing rights, homelessness prevention resources, and anti-scam awareness.
23.	To ensure all Latinx clients can fully engage with and benefit from available services, reduce the use of jargon and acronyms, and communicate, in writing and orally, in a manner that makes service-related information more accessible, understandable, and reduces client stress and anxiety.
24.	To improve data collection processes to more accurately capture the Latinx population experiencing homelessness include queries related to language barriers and language needs. In addition, develop a plan, and assess feasibility of implementation, to track and measure individuals/families who are turned away from the homeless services system due to being doubled up and/or living in informal tenancy arrangements or otherwise experiencing homelessness or housing instability that does not meet the HUD definitions (for example, somebody paying on their own nightly for motel/hotel).
25.	Identify all incidents in which people from protected classes and immigrants are victimized in interim housing, as part of LAHSA's existing Incident Reporting system, report data regularly, and develop strategies to reduce such occurrences.
26.	To build and maintain bilingual and multilingual staff capacity, explore the feasibility of implementing a compensation structure that rewards case managers and staff for their bilingual/multilingual skills, recognizing the critical role of effective communication when serving diverse client populations. This could include salary incentives or bonuses for those who are fluent in multiple languages, thereby enhancing the overall quality of service delivery. A necessary component of building capacity includes an assessment of a staff person's language competencies to ensure the quality and effectiveness of bilingual communication and interpretation skills.
27.	Advocate for a periodic compensation study to ensure equitable compensation for homelessness service providers, recognizing their essential role in delivering high-quality services and supporting vulnerable populations.

## Recommendations For Improvements to Service Delivery (Cont.)

28.	Explore the feasibility of establishing more professional development and educational opportunities for frontline staff, prioritizing those with lived experience of homelessness, to enhance and broaden skills, increase opportunities for advancement and promote job satisfaction and greater contribution to workforce and clients.
29.	A recent study on government front-line workers provides promising evidence that “burnout” can be positively impacted by low-cost measures promoting belonging and perceived social support. Consider measures to mitigate front-line staff burnout by adopting techniques that cultivate a sense of belonging and perceived social support while also addressing other factors, such as social support. Based on findings, develop and implement a plan to address the identified factors, including lower caseloads, attention to wellness programs, increased compensation, a change in workforce culture, etc.
30.	<p>To ensure adequate housing support for foster youth, the Homeless Services and Housing (HSH) Department should lead a collaborative effort with other agencies and housing authorities across LA County to do the following:</p> <ul style="list-style-type: none"> <li>• Given the time-limited nature of current vouchers, explore methods to provide continuous support during and after the voucher period to foster independence.</li> <li>• Actively engage foster youth, particularly those harder to reach, by gathering their input and compensating them for their participation in policy development surrounding housing supports for youth.</li> <li>• Develop a plan to increase transitional housing support, preserve existing shelters, and invest in infrastructure to ensure long-term stability for this vulnerable population.</li> </ul>
31.	Invest in mentorship projects as part of interim housing services for transitional-aged youth to connect with mentors that share specific identities or experiences (cultural identities, migration, former foster, incarcerated, LGBTQ, etc). Youth should receive monetary incentives to participate in receiving mentorship and there should be a component of life skills, career exploration and goal setting.
32.	Preserve and expand innovative youth bridge programs that help bridge the gap between faith-based organizations, parents or families, and LGBTQ+ Latinx transitional-aged youth experiencing homelessness (modeled after HOPIC’s Transitional Aged Youth Bridge Program).
33.	Create a pool of TAY funding from governmental and philanthropic sources specifically for community-based organizations (CBOs) and trusted community partners that provide financial security services, life skills support, and employment programs serving Latinx communities.

## Recommendations For Vulnerable Populations: Seniors

34.	<p>City and County housing agencies, LACAHSAs, HACLA, and ULA, should focus on designating, rehabilitating, and preserving existing spaces, particularly for older adults, and do the following:</p> <ul style="list-style-type: none"><li>• Develop an accurate resource inventory and prioritize alternatives to new construction, such as renovating unused spaces.</li><li>• Ensure housing initiatives include diverse options, quality of life assessments, and cultural sensitivity while expanding tax credits and rental assistance programs to maximize immediate support.</li><li>• Design a targeted rental assistance and/or universal basic income program for older adults, along with a set aside number of Time Limited Subsidy slots, to ensure that older adults experiencing homelessness have equitable access to housing and income social supports regardless of immigration status.</li></ul>
35.	<p>Many older adults are capable of and interested in wage-earning employment. Job training, development, and resources should include specific opportunities and support for older adults interested in entering or returning to the labor force.</p>
36.	<p>Develop and implement culturally specific, multilingual programming and services for aging Latinx populations through strategic partnerships with cultural arts programs, advocacy organizations, and coalitions.</p>

## Recommendations For Vulnerable Populations: Indigenous Migrants

37.	<p>Evaluate the ADA accessibility of interim housing facilities identifying and documenting areas requiring improvement, including ramps, elevators, showers, and other facilities.</p>
38.	<p>CIELO and academic researchers should employ new strategies and new measurements to ensure indigenous migrants from Mexico and Central America's data are collected, analyzed, and published to ensure these communities are properly represented, particularly to ensure the accuracy of the annual PIT count. In addition to collecting quantitative data, government data collection systems must also include qualitative data. Such data would include storytelling, responses derived from community listening sessions, community-based data collection efforts, and from trusted community-based organizations.</p>
39.	<p>Trusted community-based organizations and networks are the primary systems of support for Indigenous migrant communities who are often locked out of traditional governmental support systems; however, these groups are often under-resourced and overlooked by those seeking to serve immigrant communities. Enduring investments in and partnerships with Indigenous Migrant serving organizations and community networks are needed to adequately serve the variety of needs across these diverse indigenous communities.</p>

## Recommendations For Vulnerable Populations: TGI/LGBTQ

40.	Establish a county-level training program for all direct service providers, including CBOs and partners, focused on supporting TGI individuals, emphasizing BIPOC, Latinx, and all. Update and leverage existing gender-affirming training from ARDI within DMH and DHS, expanding it to ensure comprehensive coverage across all relevant services—partner with TGI-led and serving organizations like the TransLatin@ Coalition as subject matter experts.
41.	Launch an educational campaign to distribute literature clarifying terminology and educating the community about the TGI/LGBQ+ population.
42.	To improve access and understanding, develop a centralized resource hub with hyperlinks and a list of LA County programs categorized by population. Uplift community experts and consultants and invest in partnerships across the county.
43.	Expand appropriate accommodations in each SPA that ensure the safety and privacy of TGI participants. Some examples include expanding gender-neutral restrooms and showers, expanding private rooms or beds for vulnerable populations, creating permanent and temporary partitions within congregate shelters for increased privacy, hiring community specialists who are also members of the LGBQ+ or TGI community, and implementing bilingual safety and care plans to address incidents of discrimination and harassment.
44.	Develop and pilot low-barrier, culturally sensitive data collection methods that encourage community participation, particularly among vulnerable populations, standardize data collection across entities to improve comparability and transparency, and incorporate qualitative data, such as personal stories, to capture a fuller picture of community needs. Increase the frequency of publicly available data updates, particularly from agencies like LAHSA, to ensure information is current and accessible. Ensure that data collection teams represent the communities they serve, focusing on including more POC assessors to build trust. Establish a public-facing dashboard to provide real-time data and benchmarks for tracking progress.
45.	Conduct an assessment of the data collected by CES/LAHSA in consultation with CBOs that serve these communities to ensure equitable representation of vulnerable populations, including Indigenous and Black Latinos, country of origin, languages spoken, and sexual orientation, gender identity and expression (SOGIE).

## Recommendations For Vulnerable Populations: TGI/LGBTQ

46.	For TGI/LGBTQ families, establishing an intentional proximity bridge between single adult shelters and family shelters/services is critical. Create a strategic physical and operational linkage between shelters for single adults and shelters or services supporting families with two parents, enhancing access to comprehensive support for families in need.
47.	For TGI/LGBTQ families, develop a coordinated service delivery model that supports seamless transitions and holistic care for families with two parents who do not want to be separated.
48.	For equitable resource allocation, analyze subsidy amounts through DCFS to examine whether differences exist based on the classifications of applicable statutes (e.g., foster system/official adoption versus interim caregiver).

## Recommendations For Vulnerable Populations: Immigrants With No Legal Status

49.	Enhance Shelter Safety: Address the fear and hesitation in utilizing the shelter system by incorporating safety planning as a required component of program enrollment for all Interim Housing participants to ensure they know how to respond to potential unsafe situations while in shelter.
50.	<p>Outreach and Education:</p> <ul style="list-style-type: none"><li>• Launch linguistically, culturally, and immigration status-sensitive outreach campaigns to inform individuals about available resources and services, addressing concerns that may impact an individual's ability to access benefits (especially shelter), and include the use of infographics and videos to ensure literacy is not a barrier to accessing this information.</li><li>• Partner with the faith-based community and organizations that serve immigrant communities, such as The TransLatin@ Coalition, CHIRLA, CARECEN, etc., to enhance support for County public agencies, including the Offices of Immigrant Affairs.</li><li>• Develop a targeted strategy that focuses on high-need communities to ensure resources and contractor services are allocated based on population density.</li><li>• In collaboration with community partners, explore the benefits and drawbacks of establishing a centralized department to track limited data on all immigrant individuals and their challenges, improving coordination and service delivery, and assessing the feasibility of doing so.</li></ul>

## Recommendations For Vulnerable Populations: Immigrants With No Legal Status (Cont.)

51.	<p>Remove Legal Status Barriers for Housing Programs: Sheltering programs should be accessible to immigrants, regardless of their immigration status. Measure H-funded programs are to be accessible to anyone living in LA County. However, immigrant advocates report that some immigrants without permanent status are turned down for services due to their status. Ensure that a comprehensive review of all LA County housing programs is conducted to identify and remove barriers preventing immigrants from accessing those services and that service providers are adequately trained.</p>
52.	<p>Provide Free Legal Representation to Low-Income Tenants: On July 16, 2024, the LA County Board of Supervisors (Board) voted to adopt an ordinance to provide free legal representation to low-income tenants facing eviction in the county's unincorporated areas. Ensure that all immigrants are equitably served through this ordinance, assess for any geographic gaps, and ensure its design and implementation are responsive to their needs.</p>
53.	<p>Strengthen Language Access: In FY 2023-24, the Board launched a robust Language Access Initiative to strengthen language access across all County departments, including adopting a Language Access Policy in April 2024. The Board delegated the implementation of the Language Access Initiative to the LA County Office of Immigrant Affairs. Ensure that lessons learned through this initiative are leveraged to strengthen language access for all residents seeking shelter in access and family solution centers.</p>
54.	<p>Identify Unique Needs: Non-citizen immigrants require specific support, such as connecting with family members and sponsors, assistance with travel to final destinations, literacy and English classes, guidance on public benefits eligibility, and orientation for community integration. Ensure shelter staff receive ongoing training on these unique needs and are linguistically and culturally competent. Assess contracted providers fidelity to their Scope of Required Services requirement that they must <i>“provide at least one Bilingual, Spanish speaking staff to meet the needs of participants receiving services. Service Providers must have an established plan and procedure to provide services to participants whose primary language isn't English. Please see Multilingual System and Programmatic Documents for more information, and provide TA for those who have not met this requirement.</i></p>

## Recommendations For Vulnerable Populations: Immigrants With No Legal Status (Cont.)

55.	<p>Immigration Legal Services and Documentation: Many recent immigrants require urgent legal assistance to address their immigration status, obtain work permits, and secure identification documents. Without proper documentation, accessing other services becomes exceedingly difficult. After sufficient implementation of the LA County Office of Immigrant Affairs' new programs (Mobile Legal Clinic; Case Management Pilot Program), assess the remaining need for legal assistance to help residents navigate immigration issues, apply for asylum, or seek other legal status that could improve their access to services and employment, and explore what funding will be needed to fill the gap.</p>
56.	<p>Healthcare Access: Immigrants often face challenges in accessing health care due to a lack of insurance, unfamiliarity with the healthcare system, or fear of seeking services due to their immigration status. Review existing data to ensure immigrants are enrolling in healthcare services, including full-scope Medi-Cal, and ensure that frontline staff have the tools they need to inform immigrants about how to find, and what to expect from, doctors, dentists, and other health care professionals.</p>
57.	<p>Supportive Services: Explore the feasibility of implementing a program that uses problem-solving funds that offer up to \$1,000 for temporary housing support or other direct cash programs that provide families with funds for essential services, like childcare, under the County's Poverty Alleviation Initiative. Additionally, ensure any forthcoming best practice guide for non-citizen individuals is provided to all contracted providers, publicized online, and referenced in all programs' scope of required services.</p>
58.	<p>Mobile Services: In collaboration with LAHSA, deploy and maintain support and funding for mobile teams to provide support services designed to address the needs of immigrants in shelters with high concentrations of non-citizen immigrants.</p>

## Recommendations For Vulnerable Populations: Immigrants With No Legal Status (Cont.)

59. **Job Training and Employment Programs:** Many immigrants, particularly asylum seekers, become eligible for work authorization six months after arrival. To support their path to self-sufficiency, it is crucial to ensure they have access to job training programs, credential validation, and employment services that recognize and enhance their existing skills and qualifications. A targeted strategy should be developed to focus on high-needs communities where resources and contractor services could be allocated to self-employment and small business creation, such as co-ops, by allocating funding for business development, education, entrepreneurship, connections to day laborer programs, and other essential needs.

60. **Educational Opportunities:** Many immigrants have credentials from their countries of origin. Guidance should be provided (through training or other means) to case managers to help them identify an immigrant's level of education and ensure they know about and have access to job training programs, vocational training, and certification courses that recognize and build upon their existing skills and qualifications, including recognition of foreign credentials. Ensure case managers are also aware of how to leverage Educational Liaisons to ensure parents receive orientation on how to enroll and support their children in school.

61. **Workers' Protections and Justice Fund:** Wage theft, as a form of lost income, is a significant driver of housing insecurity. Guidance should be provided (through training or other means) to case managers to help them ensure that immigrant workers are informed about their work rights, know where to report workplace abuse, and get help in recovering stolen wages. Additionally, non-citizens with certain statuses aren't eligible for Workers' Compensation and other employment safety net services. Relevant organizations should continue or begin advocating at the state or local level for a restitution fund to be established to help low-income, non-legalized immigrant workers awaiting restitution of stolen wages.

62. **Rent Housing Subsidy Pilot:** dedicated to immigrants who cannot access federally funded rental subsidies. An estimated 246,000 households in LA County are behind on rent and risking potential eviction. Undocumented immigrant families are especially vulnerable because they are not eligible for state and federal housing subsidy programs. Explore the feasibility and develop a plan to create a subsidy program to provide small rental subsidies to immigrants regardless of status, as a small boost in income would be the difference between maintaining a home and becoming homeless. Consider, also, pilots specific to high need groups as well, such as people with a history of incarceration, immigration detention, physical and mental health disabilities, and people who would otherwise be eligible for PSH if they had legal status.

## Recommendations For Vulnerable Populations: Undocumented Immigrants

- |     |  |
|-----|--|
| 63. | <p>Create a Flexible Housing Subsidy Pool (FHSP) Pilot Subprogram available for vulnerable populations (TAY, Seniors, TGI, Indigenous, etc.) who also navigate being un/under-documented. Funding should maximize the use of local and state funding, not be restricted by federal policy. In this way, local funds can fill the gap potentially caused by federal restrictions.</p>   |
| 64. | <p>Financial Education and Empowerment: Many immigrants are unfamiliar with traditional banking and financial institutions, and are therefore at risk of predatory payday lenders, check cashers, and loan sharks who charge exorbitant fees for basic financial services. Relevant organizations should continue or begin to advocate at the state or local level for increased access to traditional financial institutions (i.e., banks, credit unions, etc.) for immigrants, regardless of immigration status, as well as status. Guidance should be provided (through training or other means) to case managers to help them provide more outreach and education focused on budgeting, banking, savings, and retirement planning to promote financial inclusion, reduce poverty, and enhance social equity.</p> |

Pathways Home participant in Huntington Park, Photo by Michael Owen Baker Los Angeles County Flickr, Dec. 14, 2023

# ACCOUNTABILITY & NEXT STEPS



# 2025

Task Force on Latinx People Experiencing Homelessness Report

# Accountability & Next Steps

---

To make good on the commitment to end homelessness, including for the many Latinx individuals and families residing in LA, all stakeholders must come together to earnestly and effectively implement these and other recommendations.

As the Task Force concludes the process leading to this Report and Recommendations, it does so fully aware that sharing of this report is just the beginning. Ending homelessness requires strong commitment from government leaders, particularly in Los Angeles City and County. Latinx residents are not alone in the crisis of homelessness. Government agencies cannot operate in isolation, and racialized identity groups should not be forced to compete for scarce resources or struggle for recognition. Progress depends on solidarity; working together to balance immediate assistance with long-term systemic change.

In presenting this report, the Task Force extends a commitment to collaborate with other task forces, community service providers, and Los Angeles City and County governments—all essential stakeholders—in implementing, measuring, and evaluating the recommendations outlined here. Promises alone are not sufficient; for people experiencing homelessness, persistent and steadfast action is required.

To advance the universal goal *No Person Lives Unsheltered*, the Task Force proposes the following steps:

- **Maintaining and expanding our commitment to change:** The Task Force emphasized that meaningful change begins with the individual. As part of its effort to understand the drivers of homelessness and identify impactful solutions, the Task Force first examined complicity with unfair systems, biases that unintentionally harm others, and assumptions inconsistent with stated values. It committed to self-reflection and personal change while also working to reform system-wide policies and programs aimed at reducing—and ultimately eliminating—homelessness.
- **Accept recommendations:** Changing the world is possible, but it begins with changing oneself—mentality, habits, and actions. Although personal change is not easy, it is necessary to make a lasting impact. City and County officials, along with other stakeholders, can explore the feasibility of implementing these recommendations within a timeframe that responds to the urgency of the current homelessness crisis.
- **Implementation:** The Task Force urges LAHSA, City, and County government officials to swiftly implement these recommendations, along with those developed by other committees and task forces addressing similar issues.

- 
- **Cooperation:** Accountability requires government officials to provide reasonable and objective evidence of their current and planned efforts, a public action plan, and clear intended outcomes. The Task Force recognized that full implementation of these recommendations would require both inter- and intra-governmental cooperation and expressed appreciation for the collaboration already underway. At the same time, it acknowledged that undoing decades of siloed systems would demand sustained and concerted effort.
  - **Collection of Data and Public Reporting:** Collecting quantitative and qualitative information is essential to evaluate and ensure the implemented strategies perform as intended. The Task Force seeks public reporting of:
    - City/County efforts to implement these and other recommendations generated from multiple
    - An easy-to-find and informative resource that provides information on which strategies are most effective and which recommendations, despite best intentions, fail to reach full potential.
  - **Ongoing Participation and Consultation:** The Task Force proposes to serve as an ongoing body and participate in future efforts to implement the recommendations contained herein.

