

**S-1 Board of Supervisors Briefing  
Dr. Barbara Ferrer, Director  
Los Angeles County Department of Health  
Wednesday, September 15<sup>th</sup>, 2021**



[covid19.lacounty.gov](https://covid19.lacounty.gov)

9/15/2021

# Current Status

(numbers as of September 14<sup>th</sup>, 2021)

<b>Deaths Reported Today</b>	<b>27</b>
<b>Total Deaths</b>	<b>25,713</b>
<b>Cases Reported Today</b>	<b>1,725</b>
<b>Total Cases</b>	<b>1,435,163</b>
<b>Total People Tested</b>	<b>8,382,009</b>
<b>Daily Test Positivity Rate</b>	<b>1.47%</b>
<b>7-Day Daily Average Case Rate*</b>	<b>15.2</b>
<b>Currently Hospitalized</b>	<b>1,224</b>

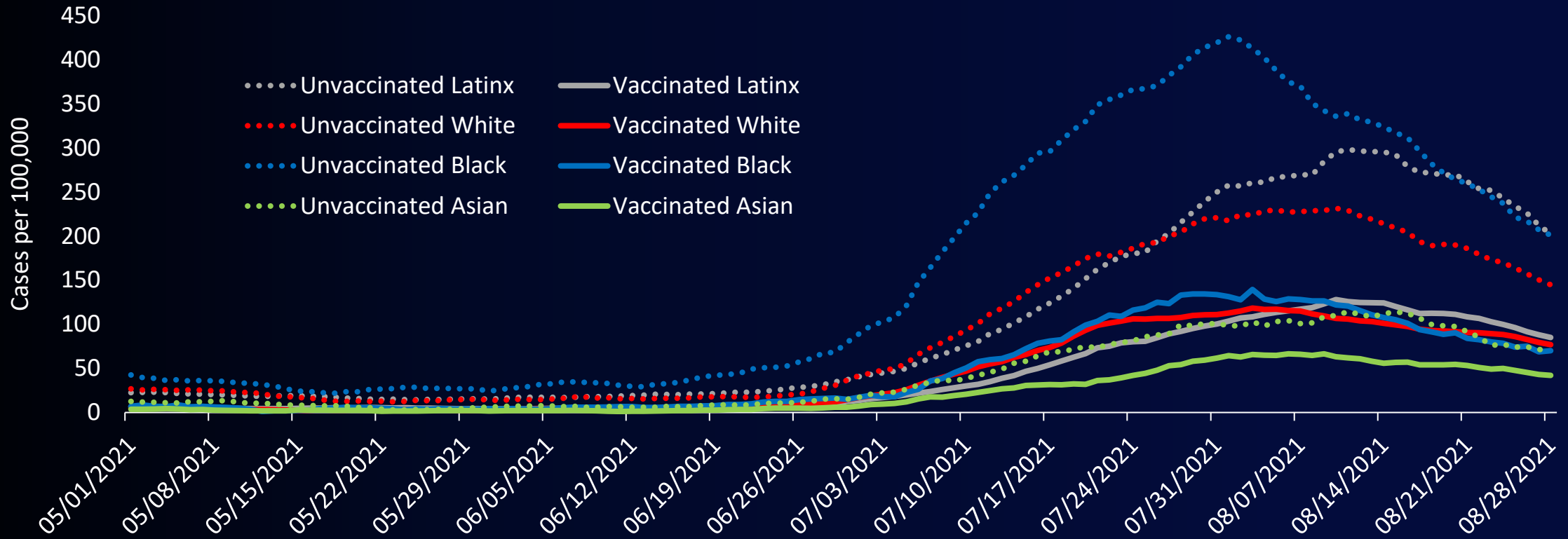
\*As of 8/12/21



[covid19.lacounty.gov](https://covid19.lacounty.gov)

9/15/2021

# Case Rate\* per 100,000 for LAC\*\* Residents 12+ by Vaccination Status\*\*\* and Race/Ethnicity May 1 – August 28, 2021



\*Rolling 7-Day cumulative crude case rate

\*\*Excluding Long Beach and Pasadena

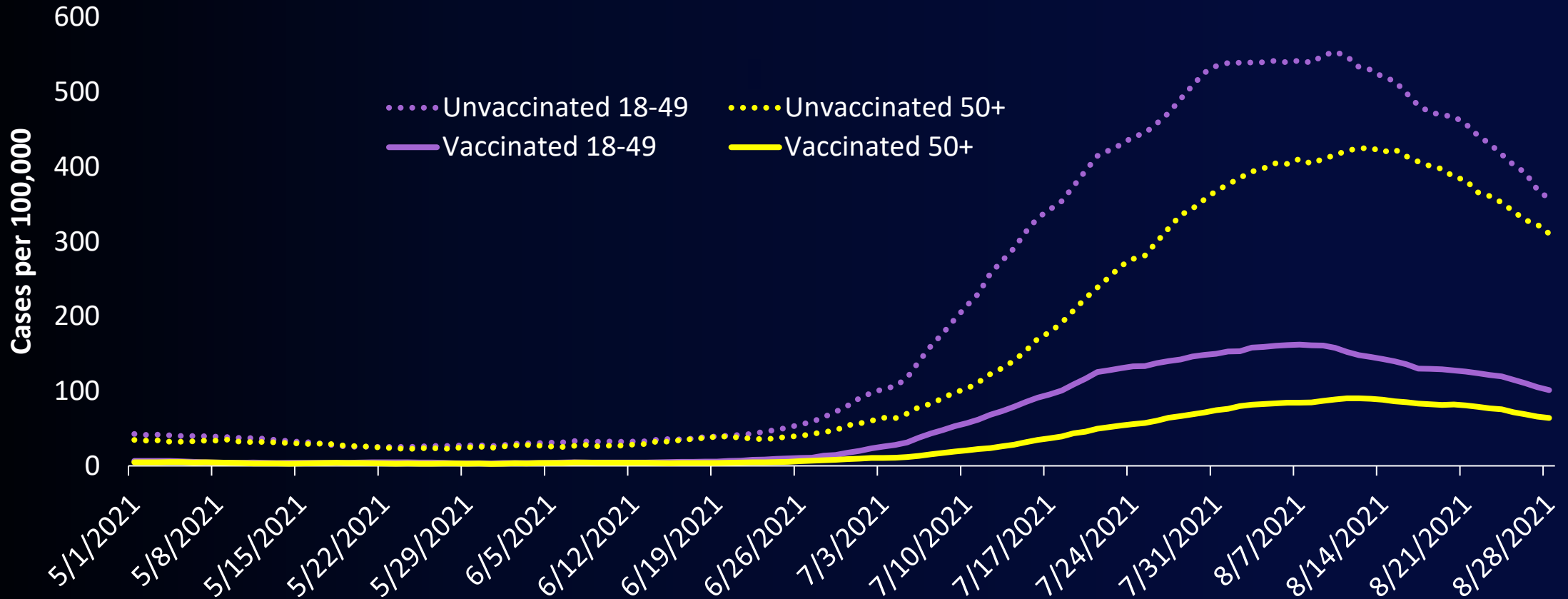
\*\*\*Excludes 3,628 partially vaccinated cases, 4% of all cases with available data



[covid19.lacounty.gov](https://covid19.lacounty.gov)

9/15/2021

# Case Rate\* per 100,000 for LAC\*\* Adults by Vaccination Status\*\*\* and Age Group May 1 – August 28, 2021



\*Rolling 7-Day cumulative crude case rate

\*\*Excluding Long Beach and Pasadena

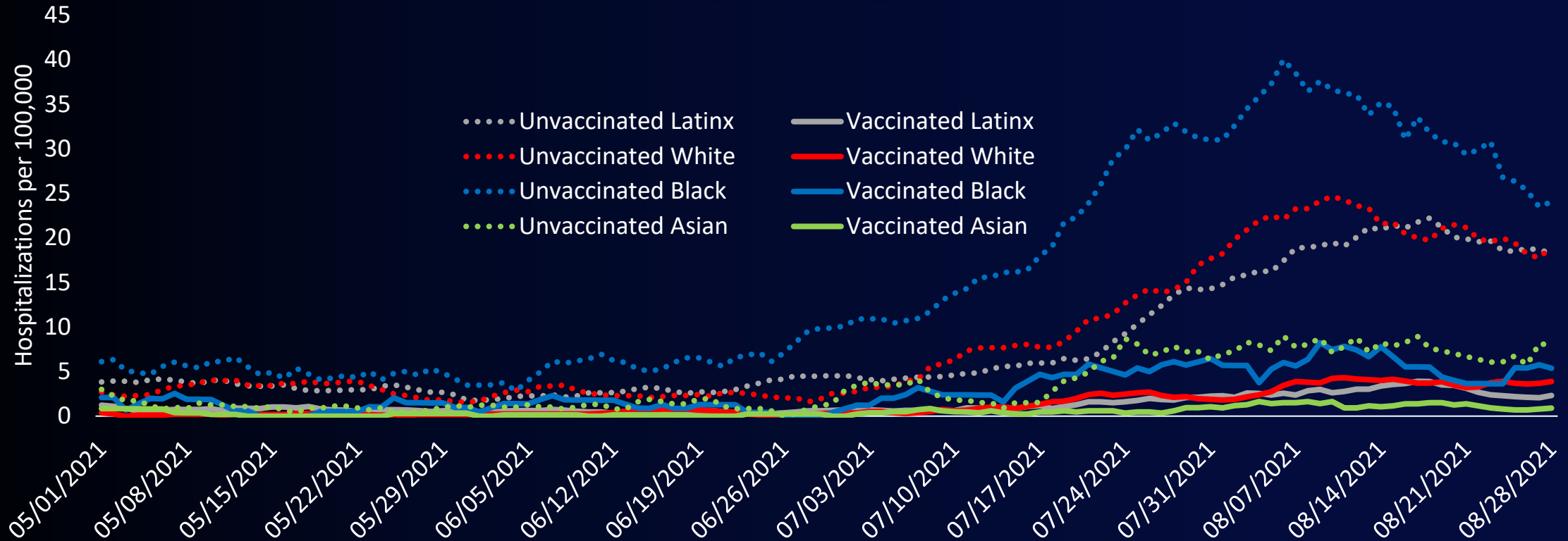
\*\*\*Excludes 4,463 partially vaccinated cases, 4% of all cases with available data



[covid19.lacounty.gov](https://covid19.lacounty.gov)

9/15/2021

# Hospitalization Rate\* per 100,000 for LAC\*\* Residents 12+ by Vaccination Status\*\*\* and Race/Ethnicity May 1 – August 28, 2021



\*Rolling 7-Day cumulative crude hospitalization rate

\*\*Excluding Long Beach and Pasadena

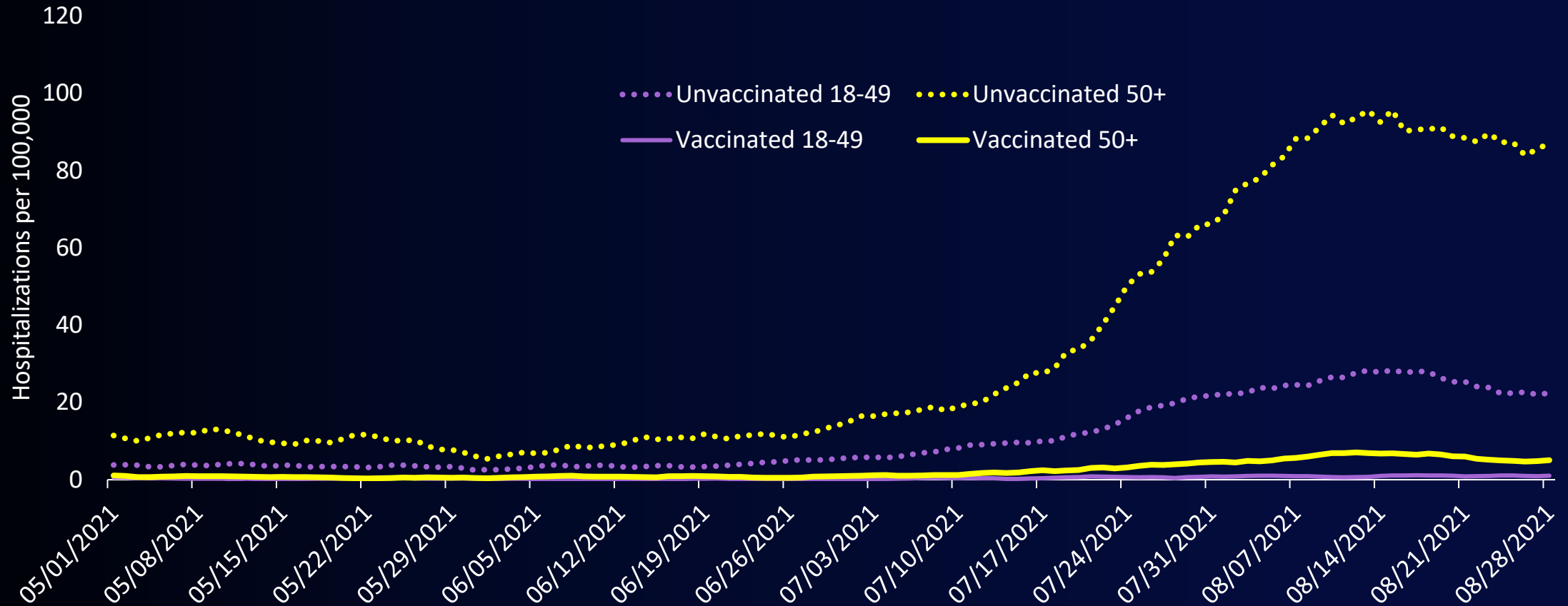
\*\*\*Excludes 206 partially vaccinated hospitalized cases, 3% of all hospitalized cases with available data



[covid19.lacounty.gov](https://covid19.lacounty.gov)

9/15/2021

# Hospitalization Rate\* per 100,000 for LAC\*\* Adults by Vaccination Status\*\*\* and Age Group May 1 – August 28, 2021



\*Rolling 7-Day cumulative crude hospitalization rate

\*\*Excluding Long Beach and Pasadena

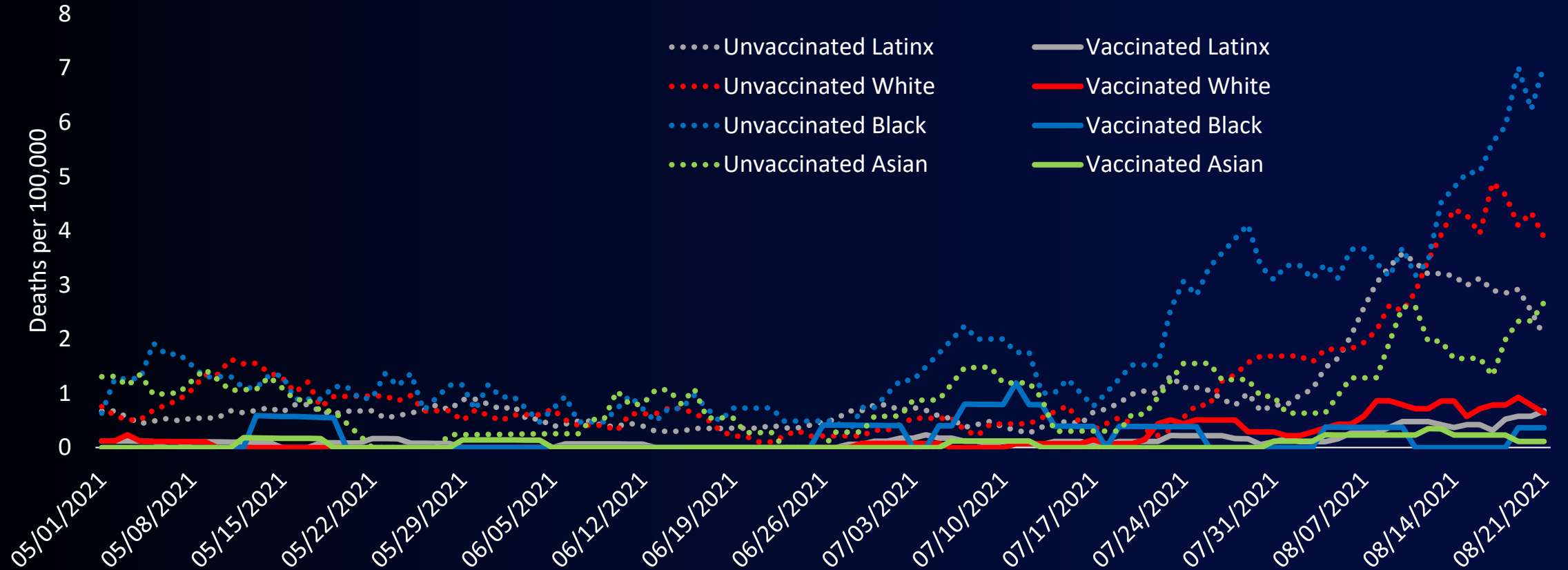
\*\*\*Excludes 240 partially vaccinated hospitalized cases, 3% of all hospitalized cases with available data



[covid19.lacounty.gov](https://covid19.lacounty.gov)

9/15/2021

# Death Rate\* per 100,000 for LAC\*\* Residents 12+ by Vaccination Status\*\*\* and Race/Ethnicity May 1 – August 21, 2021



\*Rolling 7-Day cumulative crude death rate

\*\*Excluding Long Beach and Pasadena

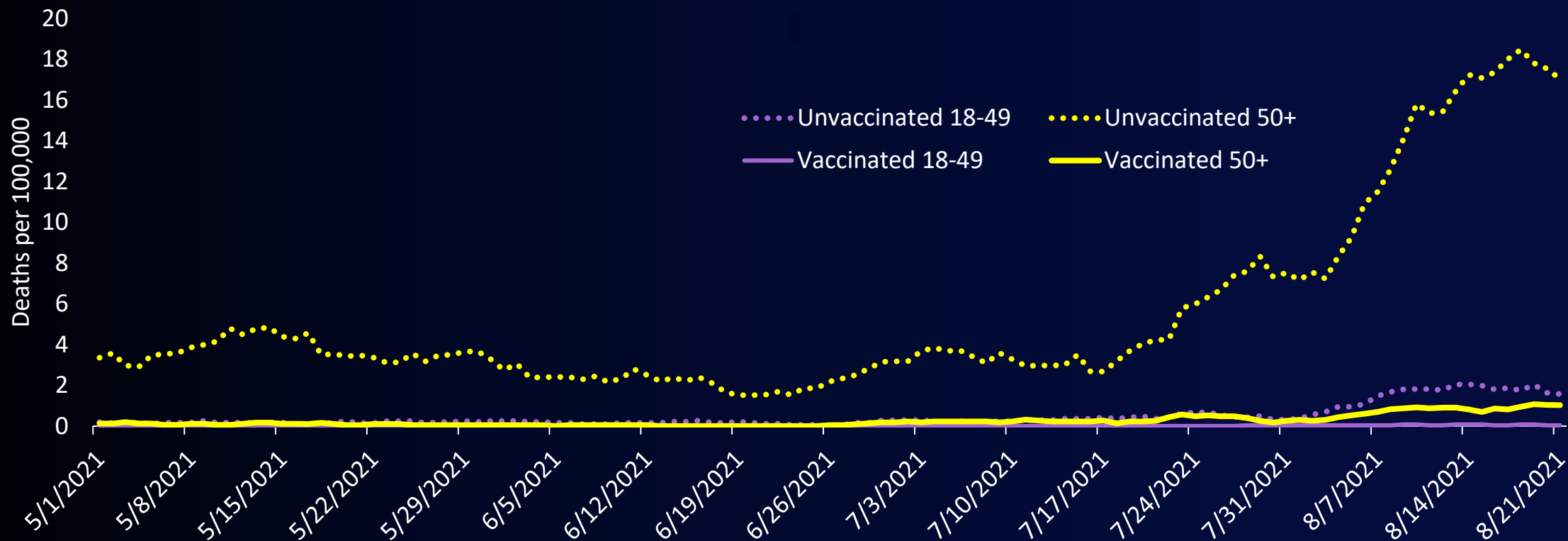
\*\*\*Excludes 24 partially vaccinated deaths, 3% of all deaths with available data



[covid19.lacounty.gov](https://covid19.lacounty.gov)

9/15/2021

# Death Rate\* per 100,000 for LAC\*\* Adults by Vaccination Status\*\*\* and Age Group May 1 – August 21, 2021



\*Rolling 7-Day cumulative crude death rate

\*\*Excluding Long Beach and Pasadena

\*\*\*Excludes 24 partially vaccinated deaths, 3% of all deaths with available data



[covid19.lacounty.gov](https://covid19.lacounty.gov)

9/15/2021



# Case, Hospitalization, and Death Rates per 100,000 People Aged 12 and Over and Rate Ratios by Vaccine Status and Month

	Cases			Hospitalizations			Deaths		
	Unvaccinated	Fully vaccinated	Rate ratio <sup>1</sup>	Unvaccinated	Fully vaccinated	Rate ratio <sup>1</sup>	Unvaccinated	Fully vaccinated	Rate ratio <sup>1</sup>
<b>August 2021</b>	1,896	450	4.2	149	12.7	11.7	19.8	2.0	10.1

<sup>1</sup>[outcome rate in unvaccinated people] / [outcome rate in vaccinated people]



# Where Can We Close Vaccination Gaps?

## Percent of LA County Residents With 1 Dose of Vaccine by Age and Race/Ethnicity as of September 5th, 2021

	12-15	16-17	18-29	30-49	50-64	65-79	80+	Entire racial/ethnic group <sup>2</sup>
<b>Black/African American</b>	<b>35</b>	<b>38</b>	<b>36</b>	<b>48</b>	60	73	64	<b>51%</b>
<b>Latinx</b>	<b>48</b>	<b>55</b>	<b>51</b>	<b>58</b>	71	83	63	<b>60%</b>
<b>American Indian/Alaska Native<sup>1</sup></b>	68	71	73	77	65	75	71	72%
<b>White</b>	61	70	66	68	65	86	75	70%
<b>Asian</b>	87	89	82	78	78	87	70	80%
<b>Entire age group<sup>3</sup></b>	62%	69%	66%	74%	79%	95%	80%	75%

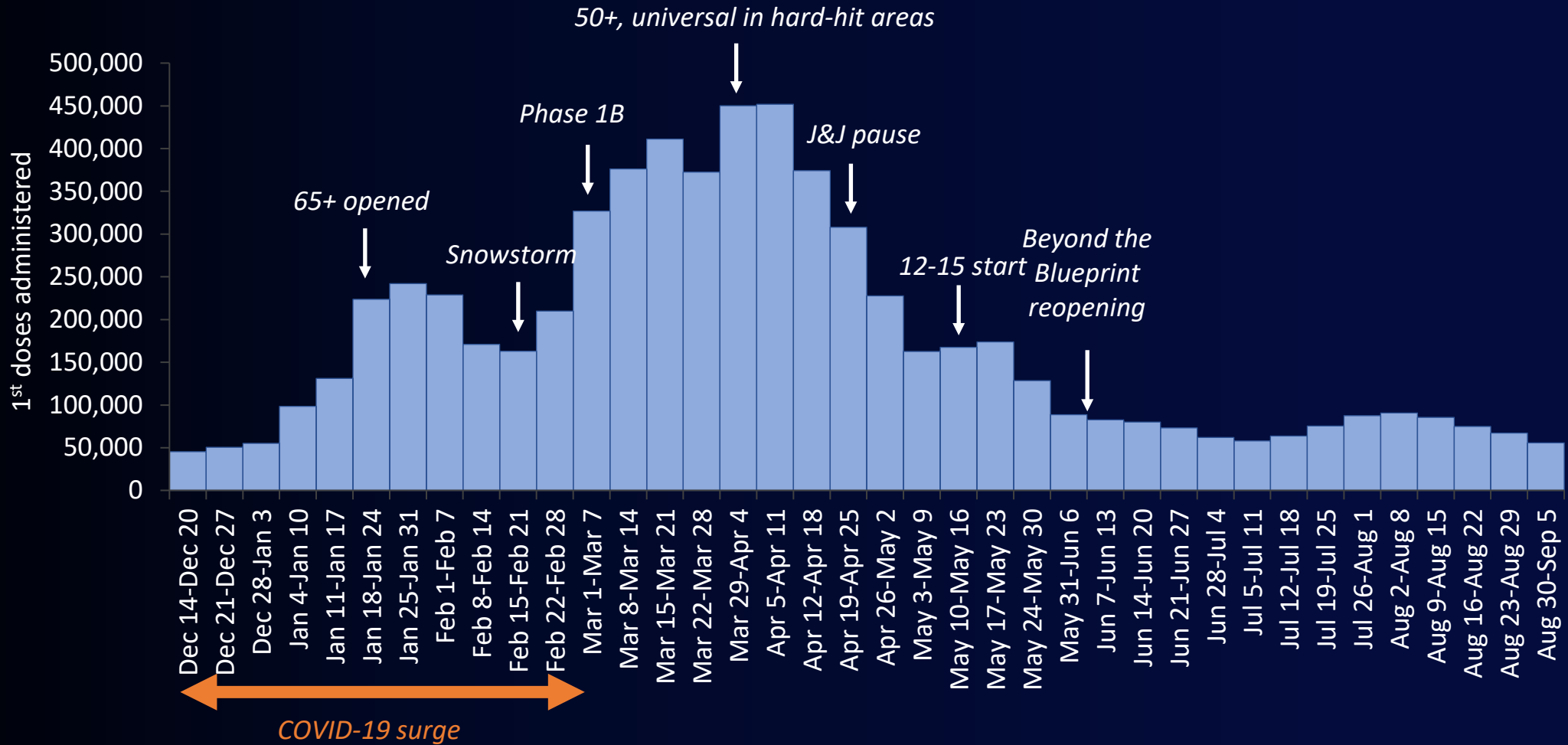
<sup>1</sup>Likely an overestimate due to inclusion of multiracial people

<sup>2</sup>LAC residents 12 and older (including Long Beach and Pasadena)

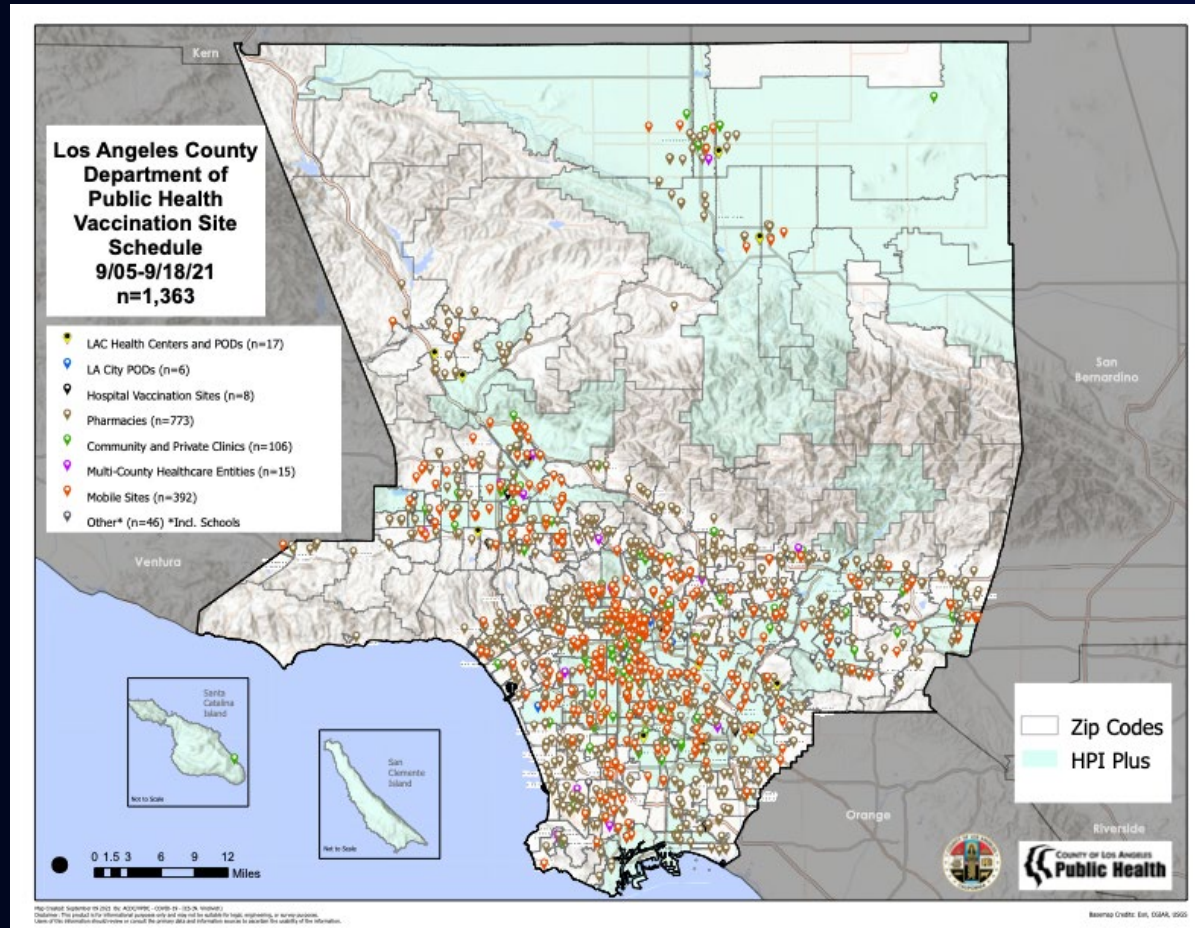
<sup>3</sup>Subgroup data for NHOPI, multiracial, other, and unknown categories included in overall count but not displayed due to likely inaccurate estimates



# First Doses Administered Weekly Among All Eligible Persons as of September 5<sup>th</sup>, 2021



# DPH Vaccination Sites by HPI Plus ZIP Code September 5<sup>th</sup>-18<sup>th</sup>, 2021



[covid19.lacounty.gov](https://covid19.lacounty.gov)

9/15/2021





# Outreach and Education in Partnership with Community- and Faith-Based Organizations

	Resources allocated	Outreach conducted
<b>Community Health Worker Outreach Initiative</b>	<ul style="list-style-type: none"> <li>\$42.2 million</li> <li>467 CHWs onboarded to date (in cycles over course of program)</li> </ul>	<p>&gt;15,000 outreach activities reaching ~1.3 million people (5/1/21-9/5/21)</p> <ul style="list-style-type: none"> <li>5,500 vaccine appointments scheduled</li> <li>PPE distributed: &gt;500K masks, &gt;250K hand sanitizers, &gt;25K wipes</li> <li>Vaccine info sessions with Dr. Eloisa Gonzalez (~100 CHW participated)</li> </ul>
<b>Grassroots Grants Program</b>	<ul style="list-style-type: none"> <li>Microgrants (\$5,000) totaling ~\$640,000</li> </ul>	<p>141 organizations benefiting (101 community-based orgs and 40 faith-based orgs)</p>
<b>Faith-based organization (FBO) outreach</b>	<ul style="list-style-type: none"> <li>435 mobile unit visits (as of 9/9/21)</li> </ul>	<ul style="list-style-type: none"> <li>44,000 doses administered at FBO clinics; 80,000 total forecasted</li> <li>118 clinics scheduled through mid-October in 6 highly impacted areas (Norwalk, Lancaster, South AV, Glendale, Compton, Pomona)</li> </ul>
<b>Public Health Councils</b>	<ul style="list-style-type: none"> <li>\$3.37 million allocated</li> <li>51 community worker organization staff have been trained on Covid-19 transmission and infection control, how to address vaccination concerns, et al.</li> </ul>	<p>4,543 outreach events (as of 9/8/21):</p> <ul style="list-style-type: none"> <li>Info sharing (2,857)</li> <li>Educational conversations with coworkers (1,417) and employers (269)</li> </ul> <p>14 worker's centers: vaccine education and clinics, messaging practice sessions and technical assistance</p>
<b>COVID-19 Equity Fund (partnership with DHS)</b>	<ul style="list-style-type: none"> <li>\$10 million budget (DPH)</li> </ul>	<ul style="list-style-type: none"> <li>In-person outreach: 2,381 events reaching &gt;200K people</li> <li>Virtual outreach: 4,932 events reaching nearly 1.3 million people</li> <li>PPE distributed: &gt;300K face masks, &gt;32K hand sanitizers</li> </ul>



# Relationship Between Vaccination Coverage and Covid Outcomes

## Preliminary Data from USC Scientists\* Evaluating June 1 – September 1, 2021

### Real-world numbers:

- 55-65% of all LAC residents had received  $\geq 1$  dose
- ~157,000 cases
- ~940 deaths

### Model projections:

- **If nobody had been vaccinated:**
  - ~2.6 million cases
  - ~200,000 hospitalizations
  - ~38,000 ICU admissions
  - ~13,000 deaths
- **If everybody had been vaccinated:**
  - ~28,000 cases
  - ~800 hospitalizations
  - ~200 ICU admissions
  - ~80 deaths

**Model projects LAC would have had ~6x fewer cases and 12x fewer deaths if everyone in LAC had been vaccinated during this period**



[covid19.lacounty.gov](https://covid19.lacounty.gov)

9/15/2021

\*Horn and Conti, unpublished data, 9/10/21

# Recent Local and Federal Vaccine Mandates

---

<b>Los Angeles Unified School District</b> 9/9/21	All students 12 and older in LAUSD schools <b>required to be fully vaccinated</b> by December 19, 2021
<b>City of Los Angeles</b> 8/11/21 8/20/21	<ul style="list-style-type: none"><li>• Voted to explore an ordinance <b>requiring proof of vaccination</b> from all people entering most indoor public spaces</li><li>• All city employees <b>required to be vaccinated</b> by 10/5/21</li></ul>
<b>City of West Hollywood</b> Pending ratification 9/20/21	All adults entering indoor food/drink or personal care establishments, fitness centers <b>required to be vaccinated</b>
<b>Los Angeles County</b> 8/5/21 8/12/21	<ul style="list-style-type: none"><li>• All county employees <b>required to be vaccinated</b> by 10/1/21 by Board Chair Executive Order</li><li>• All health care workers (including EMTs, paramedics and dental workers) and home health care workers <b>required to be vaccinated</b> by 9/30/21</li></ul>
<b>State of California</b> 8/11/21	All school employees <b>required to be fully vaccinated</b> by 10/15/21
<b>White House</b> 9/9/21	All employers with 100+ employees: <ul style="list-style-type: none"><li>• <b>Required to verify vaccination</b> or weekly negative test for all employees in coming weeks</li><li>• Required to provide paid time off for vaccination and any recovery time</li></ul> <p><b>Vaccination required</b> among:</p> <ul style="list-style-type: none"><li>• All federal workers and contractors</li><li>• All healthcare workers in health care settings participating in Medicare and Medicaid</li></ul> <p>Large entertainment venues asked to <b>verify vaccination</b> or recent negative test for entry</p>

---





## Proposed Targeted Vaccination Mandate for High-Risk Settings

- Require **vaccine verification** or a negative test <72 hours prior at outdoor mega events for participants and employees
- Require **vaccine verification** for customers and employees at indoor portions of bars, wineries, breweries, nightclubs, and lounges (establishments with either no restaurant permit or a low-risk restaurant permit)
- Strongly recommend **vaccine verification** at indoor portions of restaurants
- Maintain **indoor masking requirement**

