



# Upfront Family Finding Evaluation Phase 2 Long-term Outcomes

# Evaluation Team

Kate Welti, M.P.P.

Karin Malm, M.S.

Alexandria Wilkins, B.A.

# UFF Evaluation Phase 1 Findings

Glendora and  
Santa Fe  
Springs

- The UFF pilot was implemented as intended and office culture shifted toward even greater appreciation for relatives as resources for children removed from their homes
- Permanency Partners Program (P3) workers were successful in identifying and engaging relatives
- There was an increased likelihood of relative placement for all newly detained children in the pilot offices and for children not initially placed with relatives (served by P3)

Note: Relatives include non-relative extended family members (NREFMs). Children placed with non-offending parents are not studied due to data limitations.

# UFF Evaluation Phase 2 Study Goals

## **Long-term (Pilot offices: Glendora, Santa Fe Springs)**

Do children served by the original UFF offices and placed with relatives experience better long-term outcomes compared with similar children (those placed with relatives) served by offices not implementing UFF?

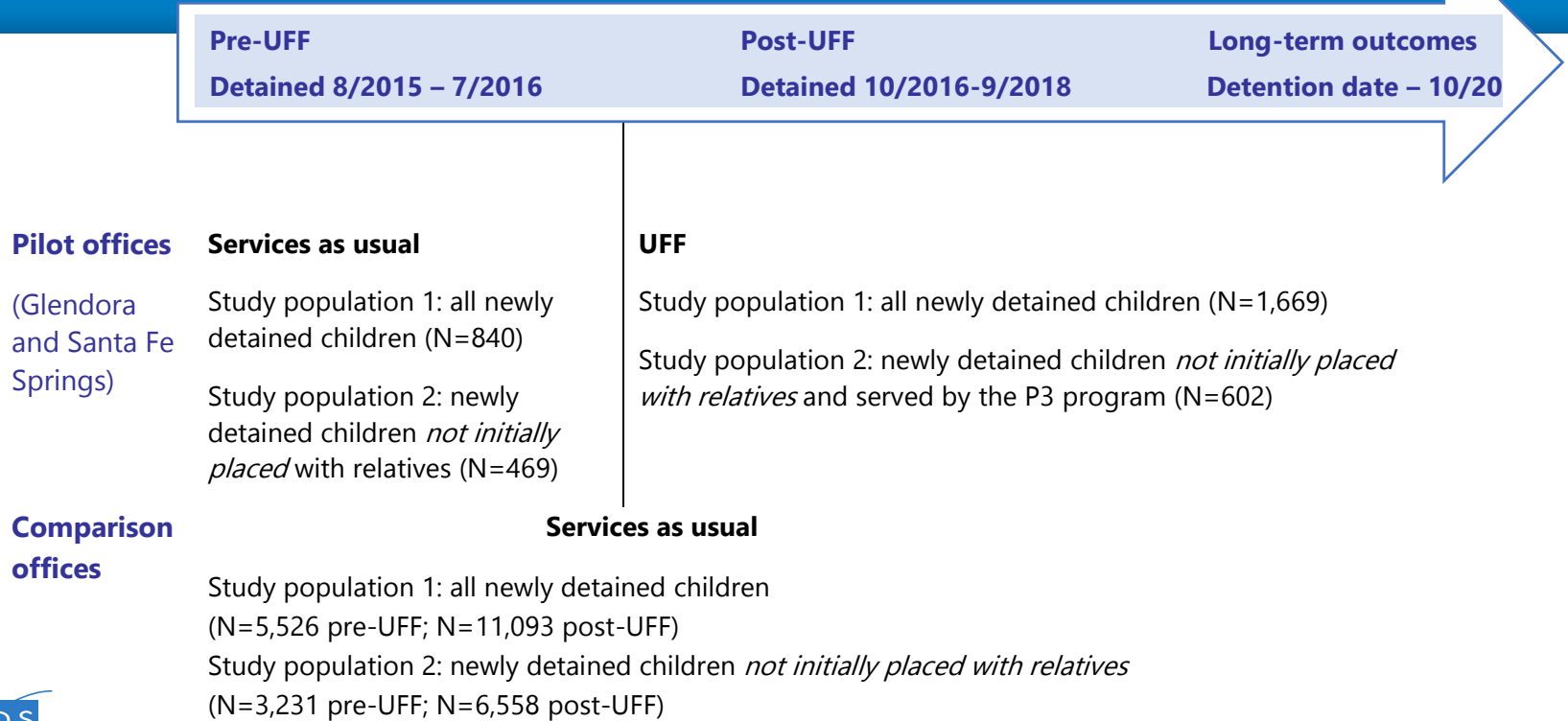
- Relative placement disruption
  - To any other placement
  - To a non-relative placement
- Reunification
- Adoption and guardianship
- Subsequent substantiated allegation (children who exited to permanency)
- Re-entry (children who reunified or obtained guardianship)

# UFF Evaluation Phase 2 Study Goals

## **Short-term (Expansion offices: South County, Belvedere, West San Fernando Valley, Santa Clarita, Wateridge, and Hawthorne)**

1. Compared to children served by the comparison offices, are children in the UFF expansion offices more likely to experience the following outcomes?
  - Relative placement
  - Relative placement stability
  - Reunification (children placed with relatives)
  - School stability
2. How are relatives being engaged by P3 workers?  
(information obtained through examination of P3 worker logs)
3. How is UFF being implemented in the expansion offices?  
(information obtained through virtual focus groups with staff at Hawthorne and Wateridge)

# UFF Evaluation Phase II: Study Samples



# Data & Analysis Methods

- **CWS/CMS Data**

Removals, placements, exit reason, child characteristics

- **Difference-in-difference analysis**

Comparing changes in outcomes for children served by the pilot offices (pre- and post-UFF) and placed with relatives to changes in outcomes for children served by the comparison offices (pre- and post-UFF) and placed with relatives

- If UFF influences an outcome, we expect to see a larger change in the likelihood of an outcome for pilot office children than for comparison office children when comparing the pre- and post-UFF time periods

- **Survival analysis**

- Competing risk analysis employed to assess the probability and timing of outcomes
- Includes controls for child and case characteristics



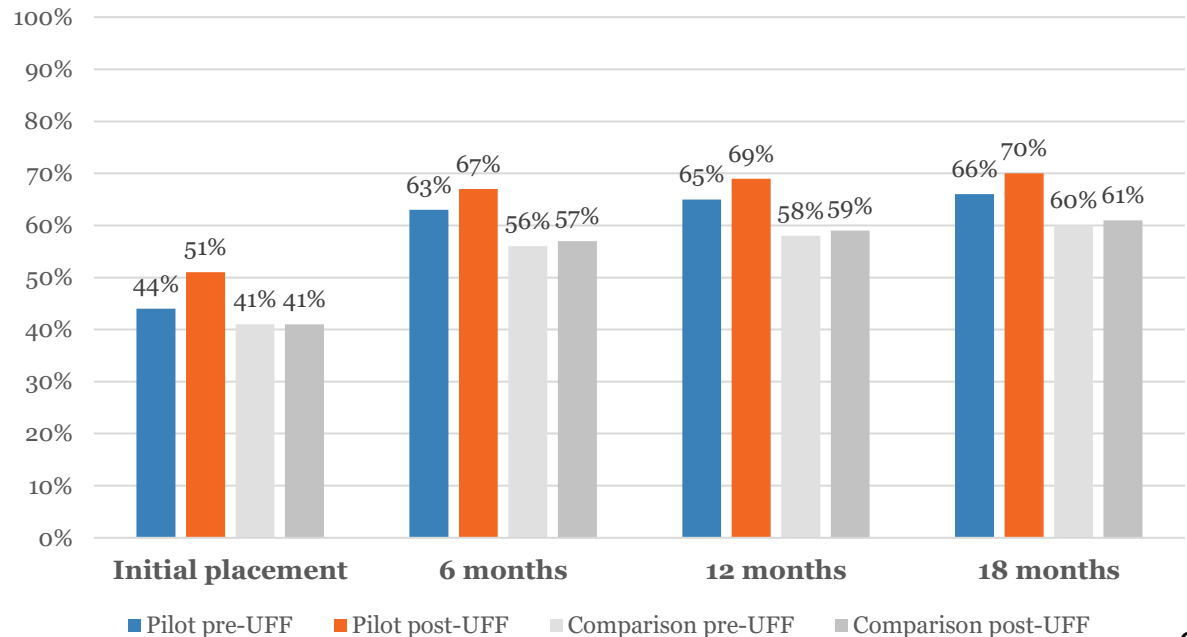
# Descriptive Findings



# Relative placement: All newly detained children

- Post-UFF, a higher percentage of pilot office children were placed with relatives
- Relative placement for comparison office children stayed the same

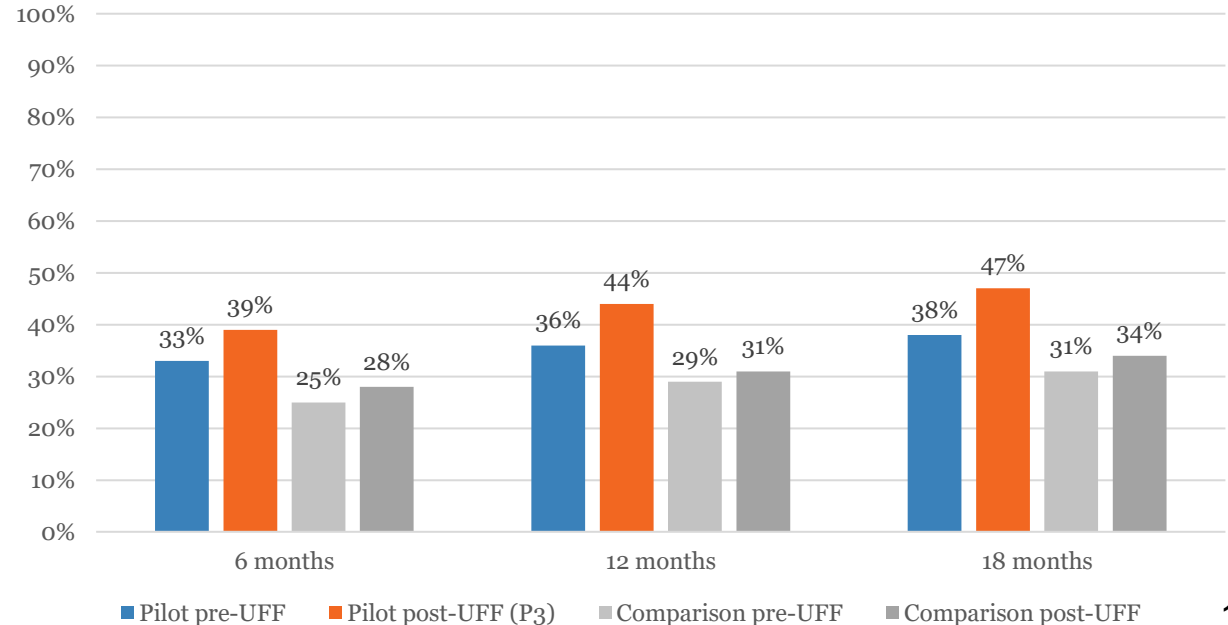
Percentage of children ever placed with relatives after detention, pilot and comparison offices, pre- and post-UFF



# Relative placement: Newly detained children not initially placed with relatives

- Post-UFF in pilot offices, a higher percentage of children not initially placed with relatives were eventually placed with relatives

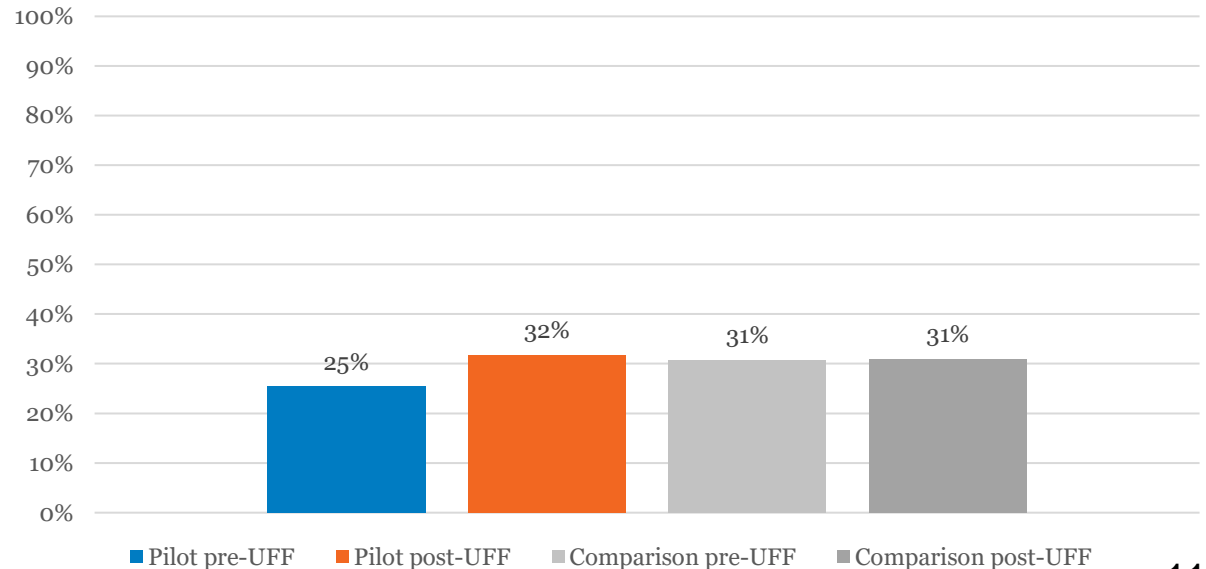
Percentage of children not initially in relative placement eventually placed with relatives after detention, pilot and comparison offices, pre- and post-UFF



# Relative placement stability: All newly detained children

- Pre-UFF, first relative placement disruption was less common in pilot offices versus comparison offices.
- Post-UFF, the percentage of pilot office children whose first relative placement disrupted increased to the same level as comparison offices.

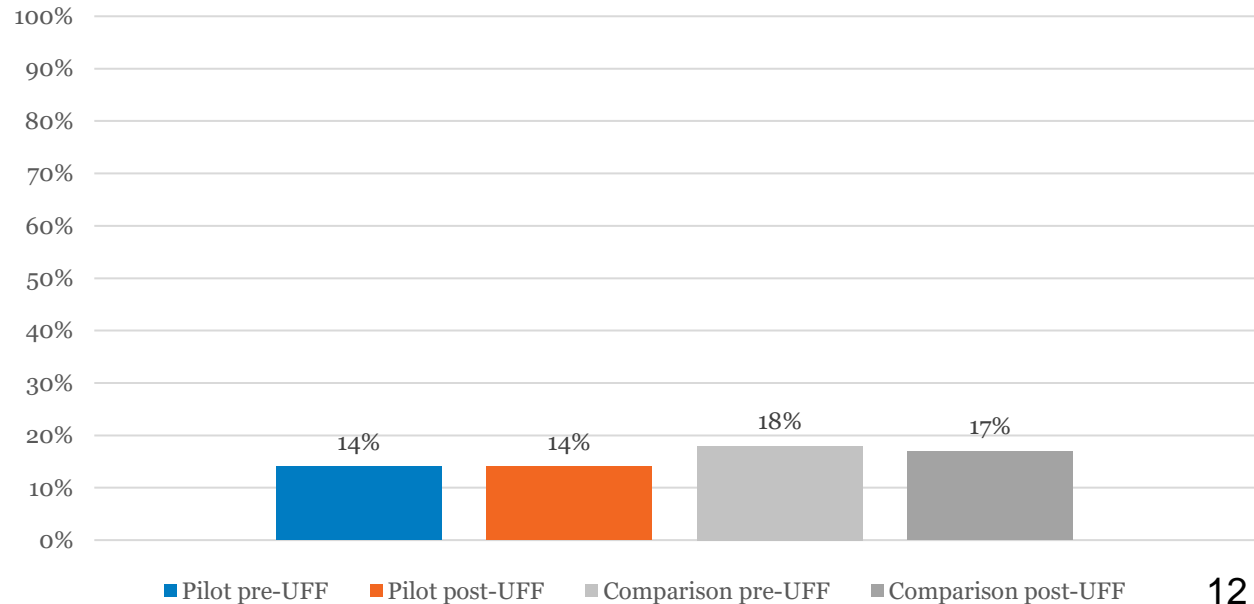
Percentage of children whose first relative placement disrupted, pilot and comparison offices pre- and post-UFF



# Relative placement stability: All newly detained children

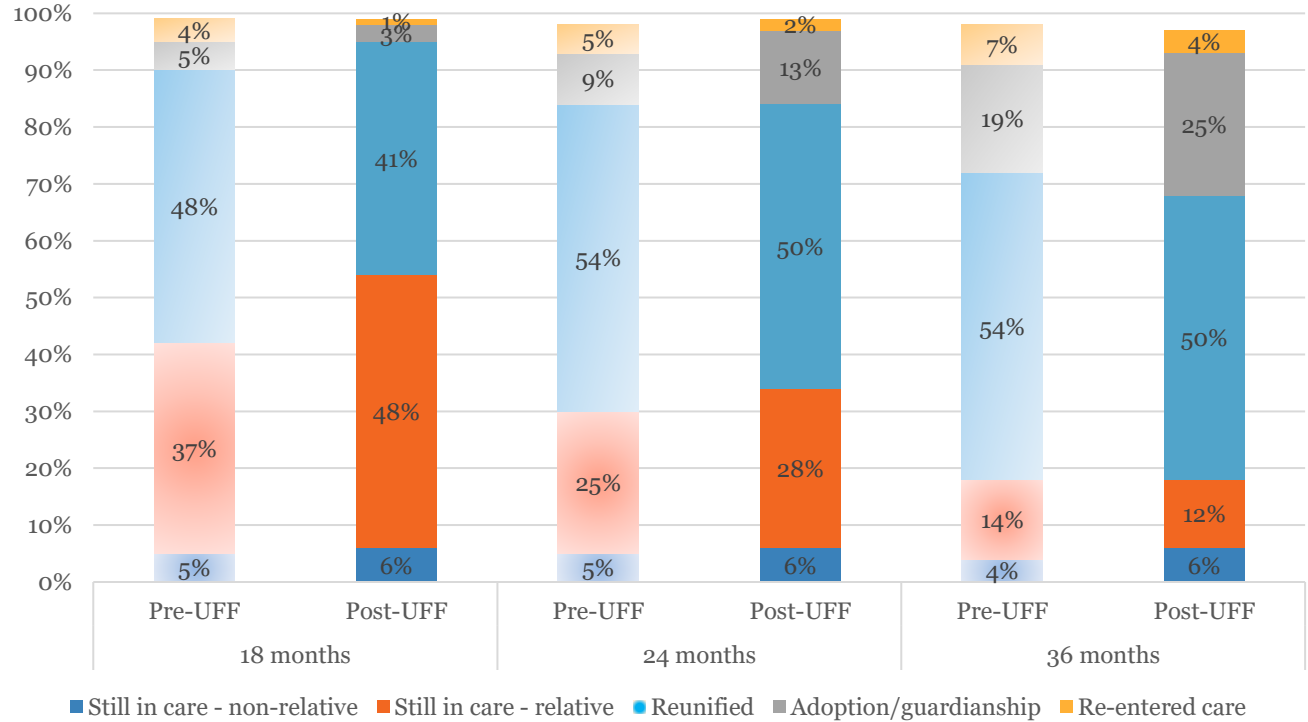
- Children may move from a first relative placement to another relative placement. Here we measure only disruptions to a non-relative placement.
- The percentage of children who left relative placement for non-relative care remained the same post-UFF.

Percentage of children who disrupted from relative placement to a non-relative placement, pilot and comparison offices pre- and post-UFF



# Long-term Outcomes: Pilot office children who experienced relative placement

Placement after initial detention, pilot office children\* who experienced relative placement, pre- and post-UFF



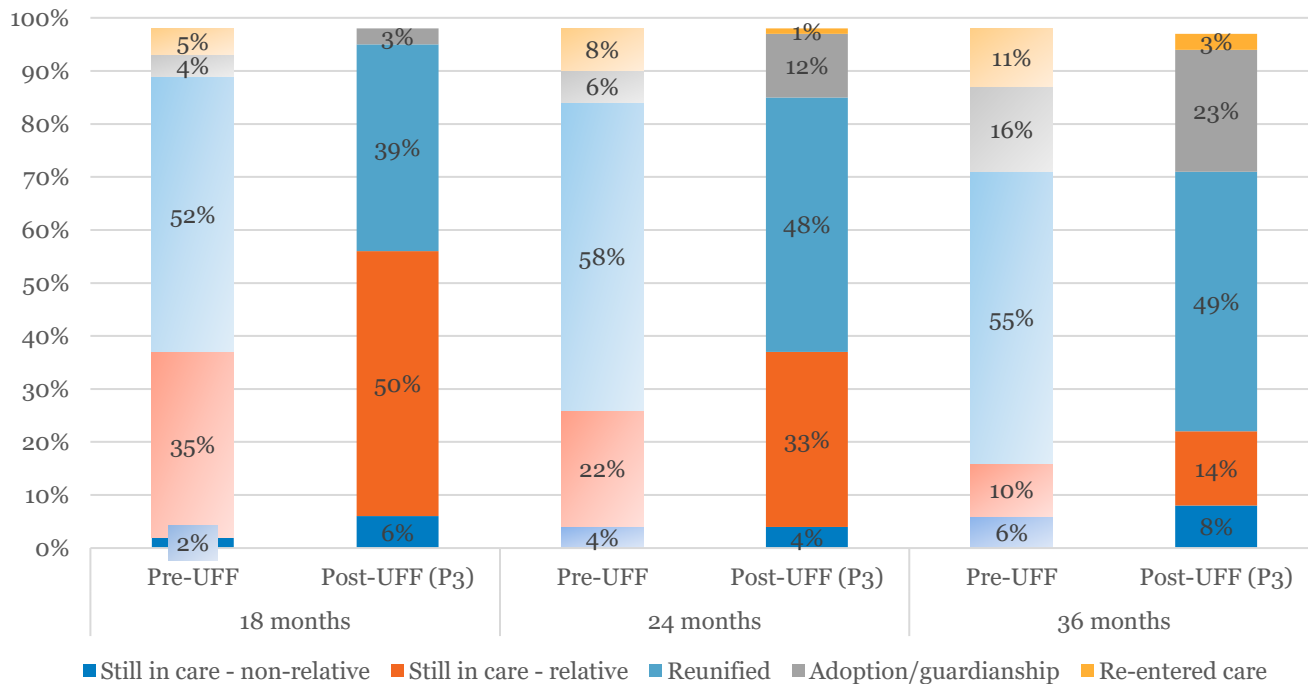
\*Children placed with relatives by 18 months, with 36 months of follow-up data

# Long-term Outcomes: Comparison office children who experienced relative placement

- Pre-UFF, long-term outcomes for comparison office children placed with relatives were similar to pilot office children. At 36 months post-detention:
  - 6% still in care - non-relative placement
  - 13% still in care – relative placement
  - 53% reunified
  - 19% adoption or guardianship
  - 8% re-entered care
- Post-UFF, long-term outcomes for comparison office children did not change.

# Long-term Outcomes: Children not initially placed with relatives who experienced relative placement

Placement after initial detention, pilot office children\* not initially placed with relatives who experienced relative placement, pre- and post-UFF



\*Children placed with relatives by 18 months, with 36 months of follow-up data



# Survival Analysis Findings



# Long-term Outcomes: Changes for children served by pilot offices pre-post-UFF vs children served by comparison offices pre-post UFF

- The findings are mostly consistent for all newly detained children and for the subpopulation of children not initially placed with relatives.

Outcomes (children placed with relatives)	Finding
Relative placement disruption	<ul style="list-style-type: none"> <li>• No change in likelihood that the child's first relative placement will disrupt to a non-relative placement</li> <li>• Increase in likelihood that first relative placement will disrupt*</li> </ul>
Permanency	<ul style="list-style-type: none"> <li>• Increase in probability of adoption or guardianship*</li> <li>• Decrease in probability of reunification (children not initially placed with relatives only)*</li> </ul>
Allegations	<ul style="list-style-type: none"> <li>• No change in likelihood of subsequent substantiated allegation</li> </ul>
Re-entry	<ul style="list-style-type: none"> <li>• No change in likelihood of re-entry, despite trends illustrating decrease</li> </ul>

\*Finding driven by results in one office.



# Review

# Long-term Outcomes:

Changes for children served by pilot offices pre- and post-UFF vs children served by comparison offices pre- and post-UFF



Increased relative placement



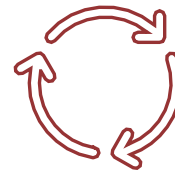
Equally likely to experience stability with relatives



Some evidence of decreased reunification



Increased adoption and guardianship



Evidence of decrease in re-entry



No change in subsequent maltreatment

# Next Steps

- Final evaluation report, published at the end of February 2021, will include:
  - Long-term findings for children placed with relatives, served by original UFF offices
  - Findings for children served by the six expansion offices



# Questions?