



OurCounty



Los Angeles Countywide Sustainability Plan

Land Acknowledgment

The County of Los Angeles recognizes that we occupy land originally and still inhabited and cared for by the Tongva, Tataviam, Serrano, Kizh, and Chumash Peoples. We honor and pay respect to their elders and descendants—past, present, and emerging—as they continue their stewardship of these lands and waters. We acknowledge that settler colonization resulted in land seizure, disease, subjugation, slavery, relocation, broken promises, genocide, and multigenerational trauma. This acknowledgment demonstrates our responsibility and commitment to truth, healing, and reconciliation and to elevating the stories, culture, and community of the original inhabitants of Los Angeles County. We are grateful to have the opportunity to live and work on these ancestral lands. We are dedicated to growing and sustaining relationships with Native peoples and local tribal governments, including (in no particular order) the

Fernandeño Tataviam Band of Mission Indians

Gabrielino Tongva Indians of California Tribal Council

Gabrieleño/Tongva San Gabriel Band of Mission Indians

Gabrieleño Band of Mission Indians—Kizh Nation

Yuhaaviatam of San Manuel Nation

San Fernando Band of Mission Indians

Coastal Band of Chumash Nation

Gabrieleño/Tongva Nation

Gabrieleño/Tongva Tribe

To learn more about the First Peoples of Los Angeles County, please visit the Los Angeles City/County Native American Indian Commission website at lanaic.lacounty.gov.

Cover Photo: "Cool Canopy" by artist Chantée Benefield, featured in the Roots of Cool exhibit at Descanso Gardens, reimagines shade as a source of both beauty and equity, inviting reflection on the importance of trees and cooling. Re-created after the Eaton Fire destroyed Benefield's original piece and family home, Cool Canopy embodies resilience, renewal, and the spirit of a more sustainable Los Angeles County.



OurCounty



Los Angeles Countywide Sustainability Plan

Message from the Chair



Los Angeles County is a region of unlimited potential—home to iconic natural landscapes, diverse industries, and nearly 10 million residents. With that scale comes our responsibility to lead on issues that shape our future: emergency preparedness, infrastructure resilience, economic opportunity, and the health and well-being of our communities. This commitment is reflected in the 2025 OurCounty Sustainability Plan.

The 2025 OurCounty plan builds on the strong foundation of the original plan while reaffirming our dedication to create a more sustainable, equitable, and resilient County. It responds to today's most pressing challenges—wildfire risk, housing affordability, aging infrastructure, and equitable economic growth.

By strengthening essential services, supporting job creation in growing sectors, expanding access to parks and open space, and protecting natural resources, this plan embraces a comprehensive approach to sustainability. Importantly, it also recognizes that our communities—rural, suburban, and urban alike—have unique needs and opportunities that must be reflected in how we plan and invest.

The plan also critically acknowledges the realities we face in the aftermath of natural disasters and other emergencies like the Eaton and Palisades Fires this year. Recovery must go hand in hand with long-term investments in public safety and community resilience.

In our efforts to expand workforce development, clean energy, housing, and emergency preparedness, this plan provides a roadmap for meaningful action. As a Board, we are committed to ensuring that the benefits of this work are shared broadly and that implementation is thoughtful, collaborative, and responsive to the communities we serve.

Sincerely,



Supervisor Kathryn Barger
Chair of the Los Angeles County Board of Supervisors

Message from the CEO



As Los Angeles County's Chief Executive Officer, I have the privilege of leading an organization of more than 100,000 dedicated employees who serve nearly 10 million residents every day. Our work touches almost every aspect of life—from health and housing to transportation and from social services and parks and recreation to public works, such as roads, water, and flood protection. At the heart of this responsibility is our mission to advance equity, accountability, and service delivery that improves people's lives.

The OurCounty Sustainability Plan is central to that mission. Since its adoption in 2019, it has guided the County in aligning resources and actions toward a shared vision: healthier communities, a stronger economy, and a more resilient environment. This 2025 plan builds on this foundation with a sharper focus on implementation and measurable results—recognizing that fiscal responsibility and budget constraints require us to be both strategic and innovative. It provides a practical yet ambitious roadmap for serving residents today while preparing for the challenges of tomorrow.

OurCounty is more than a plan. It is a promise that the County government will act with urgency to protect the most vulnerable, reduce longstanding inequities, and invest in the vitality of every community. It is a commitment to ensuring that neighborhoods are more livable, air and water are cleaner, housing is more affordable, and the economy is more inclusive.

I am proud of the collaboration that has shaped this update—across County departments, with our Board of Supervisors, and alongside unincorporated communities, cities, Tribal partners, community-based organizations, residents, and businesses. Together, we are showing what it means to govern with vision, transparency, and partnership.

The challenges before us are significant but so is our resolve. Guided by this updated OurCounty plan, we will continue working to ensure that Los Angeles County is recognized not only for its size and diversity but also as the most equitable, resilient, and forward-looking county in the nation.

Sincerely,



Fesia A. Davenport
Los Angeles County Chief Executive Officer

Foreword



When I was appointed Los Angeles County’s Chief Sustainability Officer in August 2023, I stepped into a role shaped by a bold and visionary foundation—the OurCounty Sustainability Plan, the County’s first comprehensive regional sustainability plan. Adopted in 2019, that plan charted a course toward a more just, equitable, and resilient future, grounded in the coequal values of environment, equity, and economy.

Since that original plan, our region has faced both extraordinary challenges and opportunities. From a global pandemic to record-breaking heatwaves and devastating fires and from economic uncertainty to rising housing costs, Los Angeles County has had to navigate a constantly shifting landscape. Yet even amid these challenges, we have made meaningful progress—from taking bold steps toward phasing out oil drilling and expanding clean energy to strengthening renter protections, improving access to sustainable mobility options, and creating new parks and green infrastructure.

The 2025 OurCounty plan is not a reinvention but a thoughtful evolution based on that progress—shaped by extensive community input and lessons learned over the past six years. The plan streamlines strategies, incorporates updated and new actions across key areas such as climate resilience and workforce development, and deepens our focus on implementation, funding, and measurable outcomes.

This update also reinforces a core truth: A sustainable future cannot be achieved without addressing past and present inequities. Whether we are preparing for climate hazards, expanding economic opportunity, or restoring degraded land, our actions must be rooted in partnership with communities that have long been left out of decision-making—and most burdened by environmental harm.

As we move forward, the success of OurCounty will depend on continued coordination and collaboration across County departments, cities, Tribal partners, community-based organizations, the private sector, residents, and others. I am honored to help lead this effort and deeply grateful to all who are working to bring this shared vision to life.

Together, we can—and will—build a more sustainable and inclusive Los Angeles County.

Sincerely,

A handwritten signature in black ink, appearing to read 'Rita Kampalath'.

Rita Kampalath

Los Angeles County Chief Sustainability Officer

**Outlining a bold, inclusive,
and truly regional vision
for the present and
future generations of
Los Angeles County**

Executive Summary

**OurCounty is a regional sustainability plan for Los Angeles County.
It is a comprehensive vision and action plan for LA's continued success.**

OurCounty focuses on people. It outlines what local governments and partners can do to enhance the well-being of every community in the County while reducing damage to the natural environment and adapting to the changing climate, particularly focusing on those communities that have been disproportionately burdened by environmental pollution. This plan envisions streets and parks that are accessible, safe, and welcoming to everyone; air, water, and soil that are clean and healthy; affordable housing that enables all residents to thrive in place; climate-ready communities that are informed and prepared with infrastructure that supports them today and in a changing climate; and a just economy that runs on renewable energy instead of fossil fuels. OurCounty serves to guide coordinated decision-making from partners across the region, grounded in the coequal values of equity, environment, and economy. The plan establishes a roadmap for a region where all communities benefit from healthy natural and built environments, diverse ecosystems thrive, and a regenerative economy provides opportunities for all residents.



The 2025 OurCounty plan

This 2025 update comes nearly six years after the original OurCounty plan was adopted. In that time, we faced the COVID-19 pandemic, catastrophic wildfires, and changing political landscapes. Our collective efforts to implement OurCounty have led to stronger tenant protections to help communities thrive in place; investments in tree canopy expansion and pedestrian infrastructure to support safer, more walkable streets; progress toward phasing out oil and gas drilling; expansion of electric vehicle charging infrastructure; creation of new parks in underserved areas; inclusive programming to increase access to nature; and much more. However, there is still work to be done. The intention of this 2025 update is not to completely rewrite the plan but to revise actions based on lessons learned over the last six years; consider new sustainability challenges that our region may face in the future or that have grown in urgency, such as climate resilience; and ensure that the plan continues to reflect the vision and priorities of our community.

Plan organization

The 2025 OurCounty plan is organized around 12 cross-cutting goals and describes our shared vision for a sustainable LA County. By focusing on broad, aspirational, and cross-cutting goals, we challenge ourselves to embrace positive change by thinking beyond our current barriers to action, whether they be technological, political, or bureaucratic.

The plan identifies lead entities in the County and partners who will work to bring these 12 goals to fruition, implementing related strategies and actions identified in this document. Targets will guide the scope and scale of our actions to make demonstrable progress toward sustainable outcomes.



Goal 1: Resilient and healthy community environments where residents thrive in place

The County will protect County residents, especially low-income communities and communities of color from pollution, reduce health and economic inequities, and support more resilient and inclusive communities.

.....
EXAMPLE TARGET: BY 2045, REDUCE TOXICITY-WEIGHTED CONCENTRATIONS OF EMISSIONS IN DISADVANTAGED COMMUNITIES BY 80%.



Goal 2: Buildings and infrastructure that support human health and resilience

The County will adopt green building standards to make buildings and infrastructure of both yesterday and tomorrow more efficient and reduce resource use, improve health, and increase resilience.

.....
EXAMPLE TARGET: BY 2045, ACHIEVE AT LEAST 20% CANOPY COVER FOR ALL UNINCORPORATED AREAS COMBINED.



Goal 3: Equitable and sustainable land use and development without displacement

The County will leverage policy tools such as anti-displacement measures to help existing community members remain in and strengthen their neighborhoods and networks while accepting new residents through more compact, mixed-use development.

.....
EXAMPLE TARGET: BY 2045, ENSURE THAT 45 CITIES AND/OR UNINCORPORATED COMMUNITIES HAVE A WALK SCORE OF 70 OR HIGHER.



Goal 4: A prosperous LA County that provides opportunities for all residents and businesses and supports the transition to a green economy

The County will support the growth of green economy sectors through procurement practices, land use authority, and various economic and workforce development incentives.

.....
EXAMPLE TARGET: BY 2045, THERE WILL BE 560,000 GREEN JOBS IN LA COUNTY.



Goal 5: Thriving ecosystems, habitats, and biodiversity

The County will implement plans to ensure that ecosystems, including urban habitats, thrive even as the region becomes increasingly urbanized and faces stressors from climate change.

.....
EXAMPLE TARGET: BY 2045, INCREASE THE PERCENTAGE OF CONSERVED AREA TO 45% OF TOTAL LA COUNTY LAND AREA.



Goal 6: Accessible parks, beaches, recreational waters, public lands, and public spaces that create opportunities for respite, recreation, ecological discovery, and cultural activities

The County will help make parks and other public lands more accessible and inclusive and will manage them carefully so that all residents can enjoy their benefits.

.....
EXAMPLE TARGET: BY 2045, INCREASE THE PERCENTAGE OF RESIDENTS WITHIN HALF A MILE OF PARKS AND OPEN SPACE TO 80%.



Goal 7: A fossil fuel-free LA County

The County will lead in taking action to address the climate crisis by supporting an efficient transition to a zero-emission energy and transportation system.

.....
EXAMPLE TARGET: BY 2045, ACHIEVE CARBON NEUTRALITY.



Goal 8: A convenient, safe, clean, and affordable transportation system that enhances mobility while reducing car dependency

The County will guide people toward safer and healthier alternatives to single-occupancy vehicles by developing programs and policies that expand mobility options beyond private vehicles and improve transit safety.

.....
EXAMPLE TARGET: BY 2045, AT LEAST 50% OF ALL TRIPS WILL BE BY FOOT, BIKE, MICROMOBILITY, OR PUBLIC TRANSIT.



Goal 9: Sustainable production and consumption of resources

The County will effectively manage waste, water, energy, and material resources by improving the ability to promote integrative and collaborative solutions at the local and regional scale.

.....
EXAMPLE TARGET: BY 2045, DECREASE OVERALL PER CAPITA WASTE GENERATION BY 35%.



Goal 10: A sustainable and just food system that enhances access to affordable, local, and healthy food

The County will leverage its capital assets, public services, and regulatory authority to improve access to healthy food while optimizing its purchasing power and business services to make food production more sustainable.

.....
EXAMPLE TARGET: BY 2045, REDUCE THE GREENHOUSE GAS EMISSIONS ASSOCIATED WITH FOOD CONSUMPTION BY 35%.



Goal 11: Inclusive, transparent, and accountable governance that facilitates participation in sustainability efforts, especially by disempowered communities

The County will create a more inclusive and accountable governance structure to build stronger communities and better-informed policies and programs.

.....
EXAMPLE ACTION: DEVELOP AN ACCESSIBLE, CENTRALIZED ONLINE HUB FOR OURCOUNTY CLIMATE AND ENVIRONMENTAL DATA TO SUPPORT ADVOCACY AND IMPLEMENTATION EFFORTS ACROSS COMMUNITY PARTNERS, CITY AND TRIBAL GOVERNMENTS, COUNTY DEPARTMENTS, AND RESIDENTS.








Goal 12: A commitment to realize OurCounty sustainability goals through creative, equitable, and coordinated funding and partnerships

The County will strengthen partnerships, establish new funding techniques, and leverage its own purchasing power to advance the goals of OurCounty.

.....
EXAMPLE ACTION: REVISE AND SIMPLIFY THE COUNTY'S CONTRACTING AND GRANTING MECHANISMS AND PROCEDURES TO LOWER BARRIERS FOR COLLABORATION WITH COMMUNITY-BASED ORGANIZATIONS.

View the full plan online and keep up to date at:
ourcountyla.lacounty.gov

Contents

- Introduction12
-  Goal 1: Resilient and healthy community environments where residents thrive in place..... 26
-  Goal 2: Buildings and infrastructure that support human health and resilience50
-  Goal 3: Equitable and sustainable land use and development without displacement 68
-  Goal 4: A prosperous LA County that provides opportunities for all residents and businesses and supports the transition to a green economy 84
-  Goal 5: Thriving ecosystems, habitats, and biodiversity 92
-  Goal 6: Accessible parks, beaches, recreational waters, public lands, and public spaces that create opportunities for respite, recreation, ecological discovery, and cultural activities.....104
-  Goal 7: A fossil fuel-free LA County.....114
-  Goal 8: A convenient, safe, clean, and affordable transportation system that enhances mobility and quality of life while reducing car dependency..... 130
-  Goal 9: Sustainable production and consumption of resources 142
-  Goal 10: A sustainable and just food system that enhances access to affordable, local, and healthy food 159
-  Goal 11: Inclusive, transparent, and accountable governance that facilitates participation in sustainability efforts, especially by disempowered communities 168
-  Goal 12: A commitment to realize OurCounty sustainability goals through creative, equitable, and coordinated funding and partnerships..... 177
- Acknowledgments 187
- Appendix I: Summary Table 189
- Appendix II: Acronyms & Abbreviations 210
- Appendix III: Glossary 212

Additional appendices including a stakeholder engagement summary, community survey results, and draft comments are available online at ourcountyla.lacounty.gov.



CHIEF EXECUTIVE OFFICE

Introduction

Regional context

Los Angeles County is blessed with an abundance of cultural richness and diversity that makes it one of the most dynamic, creative, and innovative places in the world. It is the most populous and among the most diverse counties in the nation, with nearly 10 million people who collectively speak over 200 languages. It is the largest manufacturing center in the United States, and its economic output is similar in size to that of Mexico or Indonesia. It is rich in natural beauty, with a great variety of biodiverse ecosystems, including forests, deserts, mountains, waterways, islands, and 75 miles of coastline.

Located within the ancestral home of many California Native American Tribes, the region has been inhabited by humans since time immemorial. Today, more Native Americans live in Los Angeles County than in any other U.S. county. Urbanization in the region began as a colonial effort, marked by the violent displacement of Indigenous communities and imposition of forced labor. The region's urbanization accelerated as a result of and to accommodate the growing aerospace and industrial production during World War II. This led to migration from other states, which was soon followed by a surge in international migration during the 1970s. This history of migration contributed to the diverse region we enjoy today, and we honor the history of the peoples who were here first.

However, that growth was also accompanied by sprawling development patterns that were the result of cheap land and vast single-family subdivisions. As LA County continued to grow, so did its dependence on the automobile, which directly and indirectly led to a host of social, environmental, and health issues.

Furthermore, there is a well-documented history of exclusionary zoning, racial covenants, and the siting of industrial and toxic uses in communities of color across the Los Angeles region. As a result, low-income communities became disproportionately affected by conditions such as polluted storm-water runoff, dirty air, and a lack of access to parks and open space. These communities suffer from the cumulative effects of concurrent exposure to contaminated soil, criteria air pollutants, and toxic air contaminants and the consequences of inadequate and unmaintained infrastructure.

Currently, LA County is home to 88 independent cities, most of which have 60,000 or fewer residents, and about 120 unincorporated communities. Now more than ever, the County is facing environmental challenges that threaten our communities. Climate change, which is largely caused by the burning of fossil fuels for energy and transportation, is already impacting our region. Its effects include frequent, longer, and more intense heat waves; longer droughts punctuated by more significant



Given the breadth, diversity, and complexity of this region and its people, the only way to effect meaningful, equitable, and sustainable change is through coordinated local action. Developing a sustainability plan serves as an opportunity to simultaneously address each of these issues: protecting the environment, improving economic opportunity, and advancing equity.

rainstorms; more severe wildfires; rising sea levels; and an increased presence of organisms that transmit infectious disease. These effects, along with rising ocean temperatures and loss of habitat, threaten the region's rich biodiversity. **We must address multiple environmental challenges to ensure that our land and resources will continue to sustain us and that current residents and future generations can thrive in place.**

Fortunately, efforts to address LA's environmental challenges are underway. The local economy is already shifting toward more environment-friendly industries and practices. The County government has a responsibility to support this economic transition and the impacted workers. Some County residents have access to every imaginable opportunity and all the privileges of living in one of the world's richest economies. Yet many more face the risk of being excluded from a rapidly changing economy. We can leverage this transition as a chance to reduce economic inequality across the region and develop a robustly diverse workforce. **We must support a just transition from a fossil fuel-based economy to an inclusive, green economy. We must provide all residents with access to a high quality of life, including fulfilling work.**

Improving access to economic opportunity in LA County will not, however, fully resolve inequitable social and health outcomes, such as disproportionately higher asthma rates among Black residents compared with White residents. Many of these inequities result from centuries of unjust policies and practices that disproportionately expose people of color to harm. The practice of building industrial facilities near majority Black communities, for example, continues to expose residents of those communities to hazardous amounts of air pollution. **We must ensure that all residents have access to resources that are crucial to their well-being throughout their lifetime. These include dignified housing, clean air, and convenient access to affordable, fresh, and healthy food.**

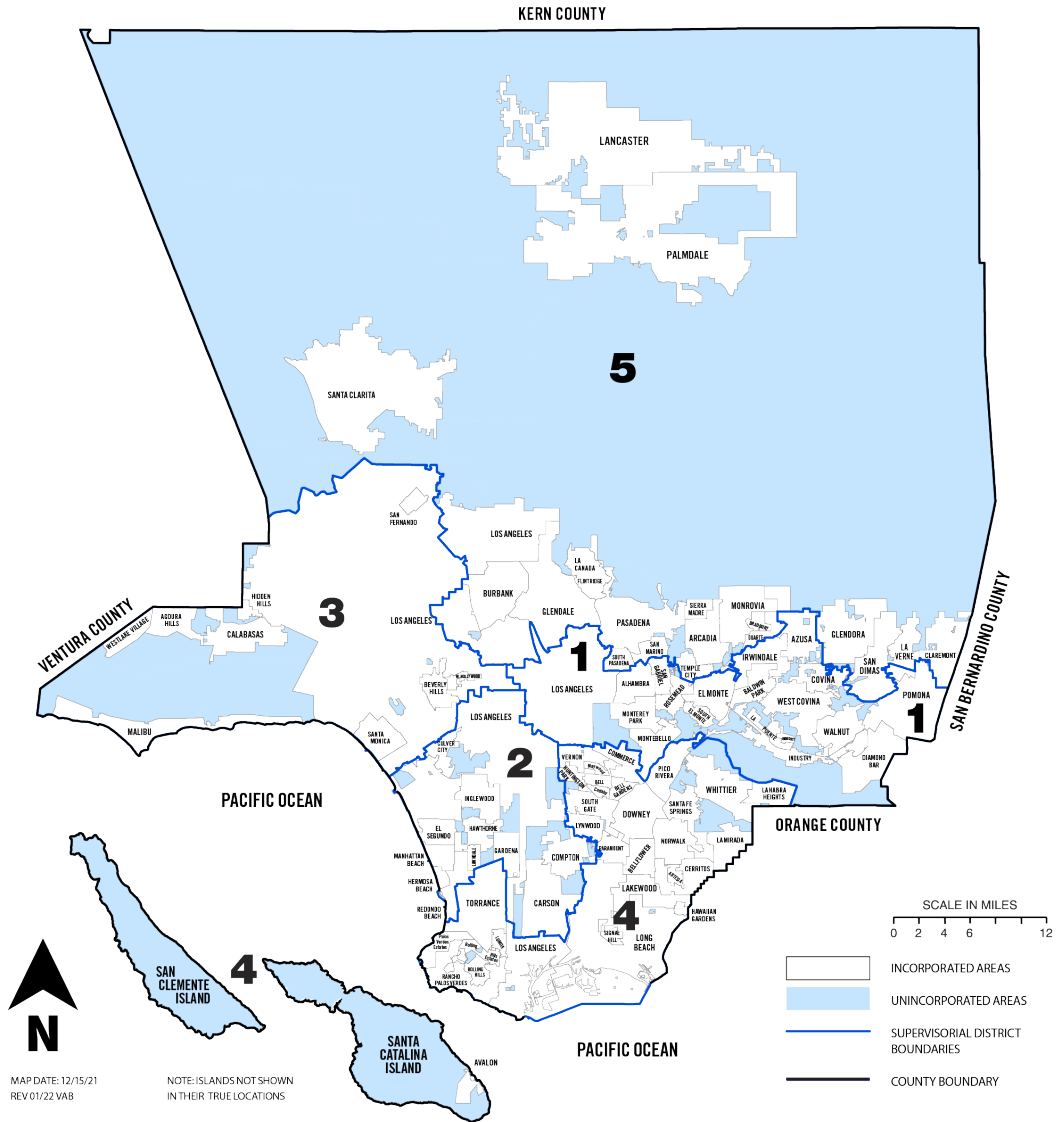
The OurCounty plan

First adopted by the Board of Supervisors in 2019, the OurCounty Sustainability plan set a bold vision for a resilient, sustainable, and equitable Los Angeles. As the County's first comprehensive regional sustainability plan, it outlined how local governments and partners can work together to enhance community well-being, protect the natural environment, and adapt to our changing climate.

In the six years that followed its initial release, LA County and the world have experienced a series of devastating challenges, from the COVID-19 pandemic to catastrophic wildfires, all set against the backdrop of changing federal priorities. We have also made significant progress, including passing a landmark ordinance phasing out oil and gas extraction in unincorporated LA County, transitioning hundreds of thousands of energy customers to 100 percent renewable power through the Clean Power Alliance, investing nearly \$1 billion in multi-benefit stormwater capture programs to store and reuse water, and approving a Tenant Right to Counsel Ordinance to ensure free access to legal representation.

In uncertain times, a roadmap becomes even more essential. In updating the OurCounty plan, we sought to build off of the foundational work of the original while evaluating existing actions to ensure relevance to today's needs. We also developed new actions based on opportunities ahead and feedback from community thought partners, such as local Tribes, nonprofits, residents, businesses, and cities.

The resulting 2025 OurCounty plan maintains the 12 visionary goals found in the original, along with a streamlined set of strategies—33 compared with the previous 37—and 69 new actions. Some strategies have been consolidated, and some actions have been removed because they have been completed or are no longer relevant. Some actions have been added where new ideas and efforts can occur, and some have been revised to better meet the needs of today. In the 2025 OurCounty plan, targets have been consolidated at the goal level and narrowed to focus on metrics and indicators that can be tracked with public data and reflect progress toward our regional goals.



What does the 2025 OurCounty plan cover?

Over a million of the County’s residents live on land that is not within the boundaries of an incorporated city—better known as the unincorporated communities of Los Angeles, which spread across 2,600 square miles, or two-thirds of the County’s total land area of 4,084 square miles. The County holds many governing powers in unincorporated areas that would otherwise be held by city governments, such as decision-making about how land can be used. The 2025 OurCounty plan will guide decision-making in these unincorporated areas and can provide a model for cities’ decision-making in incorporated areas. As a strategic plan, OurCounty does not supersede land use plans that the

Regional Planning Commission and Board of Supervisors have adopted, including the County’s General Plan and various area, community, and neighborhood plans.

Instead, OurCounty is a forward-looking plan that establishes a common sustainability vision for the entire County. Creating a sustainable and equitable County is a collective responsibility that requires regional action. We will continue to work to transcend historic and entrenched divisions and form powerful alliances, shaping a County in which values of sharing and respect are fundamental.

County and regional action

The County cannot achieve these aspirational goals and targets on its own, as the objectives extend well beyond the County's immediate jurisdiction over unincorporated areas. OurCounty lays the foundation for continued collaborative and coordinated action by guiding decision-making in the unincorporated areas and assisting cities in their own efforts to implement elements of the plan.

The coequal values of environment, equity, and economy continue to guide every conversation and decision about the vision for OurCounty and are fundamental to the plan as a whole.

Equity

OurCounty envisions a future where all residents, regardless of race, gender, sexual orientation, income, or other social differences, benefit from flourishing, pollution-free natural and built environments. Los Angeles County has a well-documented history of exclusionary zoning, racial covenants, and other unjust policies that burden low-income communities and communities of color with conditions such as polluted stormwater runoff, dirty air, and lack of access to parks and open space. Rectifying these inequities is essential to a sustainable future.

Environment

OurCounty will protect and enhance the vitality and integrity of our diverse ecosystems, stewarding millions of acres of public lands, including forest, desert, and the spectacular coastline. We will integrate nature and the built environment, ensuring that native flora and fauna thrive. We will provide all communities with access to healthy and vibrant parks, open spaces, and natural areas through innovative planning, design, and programming.

Economy

No community is truly sustainable without economic opportunity for all. All residents will have access to the requisite training, skills, and jobs needed to prosper and flourish in the new, regenerative economy. As we move from extractive industries toward sustainable production, we will simultaneously seek to grow the number of jobs,

ensure family-sustaining wages, and redress the historical inequities that have restricted employment opportunities for marginalized individuals and communities. We can collectively manage a just economic transition that benefits workers and historically impacted communities, rather than harming them.

Implementation

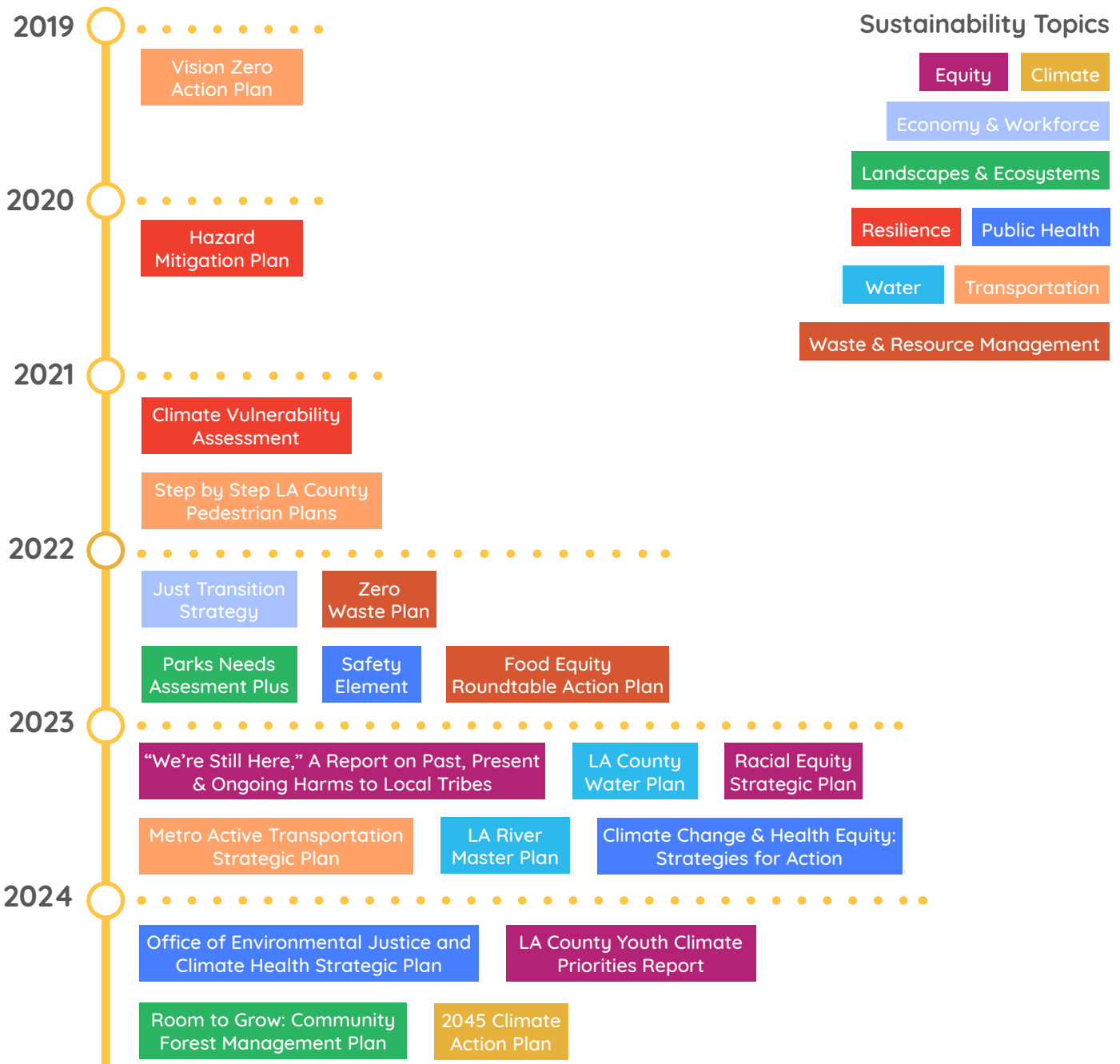
OurCounty is a strategic plan and call to action. We are proud that this plan is both comprehensive and ambitious but recognize that we must proactively work to implement these actions to meet the goals outlined. County departments can—and already are—undertaking certain actions, while other policies will require new initiatives and commitments. The County commits to working across our departments, and with other partners, to oversee progress and resolve any barriers to implementation. We will achieve this by actively engaging community members, seeking funding to support plan implementation, and applying a sustainability lens to the County's budget.

To realize the vision for the 2025 OurCounty plan, the County's Chief Sustainability Office (CSO) will lead a collaborative effort, working closely with the County Sustainability Council and departments across the County, to coordinate and implement many of the initiatives. Other government entities across the region, including cities, Tribal governments, and state and regional agencies, will be key to advancing initiatives beyond the County's administrative or geographic jurisdiction. Nongovernmental organizations, community-based organizations (CBOs), academia, the private sector, and other bodies will further the work of OurCounty through their advocacy, research, services, and operations. And, of course, Los Angeles County residents will play a critical role in bringing the OurCounty vision to life through everyday actions and collective efforts.

How is the 2025 OurCounty plan related to other County plans and initiatives?

In addition to OurCounty, the County has developed other plans and initiatives that are aligned with OurCounty goals but are more focused on specific topics. OurCounty is an overarching framework for sustainability work, encompassing initiatives across departments and geographies within LA County. Examples of recent plans and initiatives include

the Community Forest Management Plan, 2045 Climate Action Plan, Water Plan, and Parks Needs Assessment Plus. References to relevant plans and initiatives are incorporated throughout the 2025 OurCounty plan.



Climate Resilience

In recent years, LA County has experienced record-breaking heat, prolonged drought, extreme rainfall that has caused flooding, and more intense wildfires, including the January 2025 urban firestorms. Changing conditions and each hazard event strain our communities, directly harming our health, economy and finances, infrastructure, and the natural resources we rely on and that connect us to place.


Through this 2025 plan, the County is elevating the need for and defining the actions and solutions to deliver climate resilience. Since the initial plan, the County developed a Climate Vulnerability Assessment (CVA), which assessed the County’s social and physical vulnerability to climate hazards such as increasing temperatures and extreme heat, wildfire, inland flooding and extreme precipitation, sea-level rise, coastal erosion, and coastal flooding, and drought—which are issues today and projected to become more severe in the coming decades. The CVA highlights equity implications, including how climate vulnerabilities are unevenly distributed across different communities within the County.

In response to the CVA, the LA County Board of Supervisors directed the creation and implementation of a climate resilience initiative through a 2022 Board motion requiring a whole-of-government approach to adapt to a changing climate. The initiative aims to coordinate policies and regulations for climate resilience, address individual and worker protections, adapt infrastructure and facilities, strengthen community information channels and regional partnerships, and maximize funding and financing to reinvest in communities today and for the future. This plan includes revised and new actions that build from the foundational direction of the 2019 OurCounty Sustainability Plan and CVA, along with current and new efforts called out throughout the plan, such as the County Water Plan and Heat Action Plan.

As we take necessary steps to prepare for and adapt to a changing climate, we must also continue local and global efforts to halt the human pollution that is causing global heating and climate change. The costs of adapting and protecting the County infrastructure systems, and the people that depend on them, are far lower than the consequences of inaction.

- **Negative to positive change:** As climate change becomes more severe, we will proactively empower communities and businesses to take actions and change government policies and investments to not only address climate hazards but also advance community and environmental improvements.
- **Equitable outcomes:** To build a more climate-resilient region, the County will address equity in climate and health risks; redress historical inequities in infrastructure, service quality, and access; and support a more prosperous future for all communities.
- **Action across scales:** Climate impacts do not abide by political borders, and climate resilience must be built at many scales—individual, household, community, the broader region—working across cities and the unincorporated LA County.

The climate resilience initiative represents a shared commitment to prepare LA County for a changing future, ensuring that no community is left behind. Through cross-sector partnerships, bold local leadership, and the deep wisdom of frontline communities, we can collectively reimagine our systems and environment to advance equity, health and well-being, and long-term sustainability.



What do we mean by equity?

Equity is an end state in which all groups have access to the resources and opportunities necessary to improve the quality of their lives. OurCounty uses the following framework:

Procedural Equity: Inclusive, accessible, authentic engagement and representation in processes to develop or implement sustainability programs and policies.

- Example: OurCounty is actualizing procedural equity through its work with CBOs to engage community members in the development and implementation of OurCounty's goals, strategies, and actions.

Distributional Equity: Sustainability programs and policies resulting in fair distribution of benefits and burdens across all segments of a community, prioritizing benefits to those communities with highest need.

- Example: Departments will advance distributional equity by assessing the allocation of resources and opportunities, and prioritizing investments and services in communities where there is poor access to resources and opportunities.

Structural Equity: Sustainability decision-makers institutionalize accountability; decisions are made with a recognition of the historical, cultural, and institutional dynamics and structures that have routinely benefited privileged groups and resulted in chronic, cumulative disadvantage for subordinated groups.

- Example: Structural equity is embedded into OurCounty through its commitment to regularly report on implementation efforts and promote transparent, inclusive decision-making.

Transgenerational Equity: Sustainability decisions consider generational impacts and don't result in unfair burdens on future generations.

- Example: OurCounty actions will address pollution generated now which will impact generations to come and whose full effects may impact future generations more severely than ours, such as greenhouse gases and persistent pollutants such as PFAS (Per- and Polyfluoroalkyl Substances), which are "forever chemicals" that break down very slowly over time.

Although these principles help ensure that OurCounty sustainability efforts have equitable impacts, we must also confront the inequities that already exist. In acknowledgment that structural racism has harmed people of color across all categories of social and physical well-being, OurCounty aims to achieve an end state in which race can no longer be used to predict life outcomes, such as educational attainment, employment, or health status. Strategies and actions throughout this document have been and will continue to be developed with racial equity as a central consideration.

Historically Impacted Communities

Centering community needs

To create a healthy and resilient Los Angeles County where every resident can thrive in place, we must confront our history of inequity and injustice toward specific groups of people based on their race, income level, or other shared characteristics. Policies and practices, such as redlining and racially and ethnically restrictive covenants, have burdened many communities with undue exposure to harm. They have limited opportunities and resources, including access to jobs, high-quality transit, nutritious food, parks, and open space. These barriers make it harder for communities to manage the impacts of a changing climate. OurCounty centers the perspectives, needs, and priorities of these communities.

Members of these communities often suffer poor health or social outcomes stemming from these systemic inequities and injustices. Many of the plan's strategies

and actions focus on changes that can be made across the County to improve health and social outcomes among these historically impacted communities. The set of communities may vary by issue, based on which communities are most impacted, but will often include Black, Latino, Native American, Asian/Pacific Islander, and low-income communities. Because government was often instrumental in creating or facilitating inequities, we believe government must have a role in reducing them, especially as inequality stands to deepen as a result of climate change. In many cases, efforts to improve outcomes will begin with an assessment of which communities are affected and will be advanced through County-community partnerships to develop tailored solutions.

Terminology

In this document, we use various terms when referring to historically impacted communities, including low-income communities and communities of color, where appropriate. We also use disadvantaged communities, which aligns with definitions used by the State of California, and communities of concentrated disadvantage, which is based on LA County's Concentrated Disadvantage Index 2025, that uses census variables, such as age and unemployment. One way the state identifies the "disadvantaged" geographic areas that suffer most from a combination of economic, health, and environmental burdens is by using the California Communities Environmental Health Screening Tool, better known as CalEnviroScreen.

We also sometimes refer to "vulnerable" populations when discussing broader population groups that are sometimes but not always geographically defined and face the greatest risks from chronic stresses and acute shocks, including those stemming from climate change. These include youth, older adults, women, LGBTQ+ individuals, Native American people, documented and undocumented immigrants, people with disabilities and chronic illnesses, people experiencing homelessness, victims of domestic violence and human trafficking, people experiencing linguistic isolation, outdoor workers, and those with limited access to transportation, critical infrastructure, or municipal services.

For a full list of terms and definitions used within this document, please refer to the glossary in the Appendix.

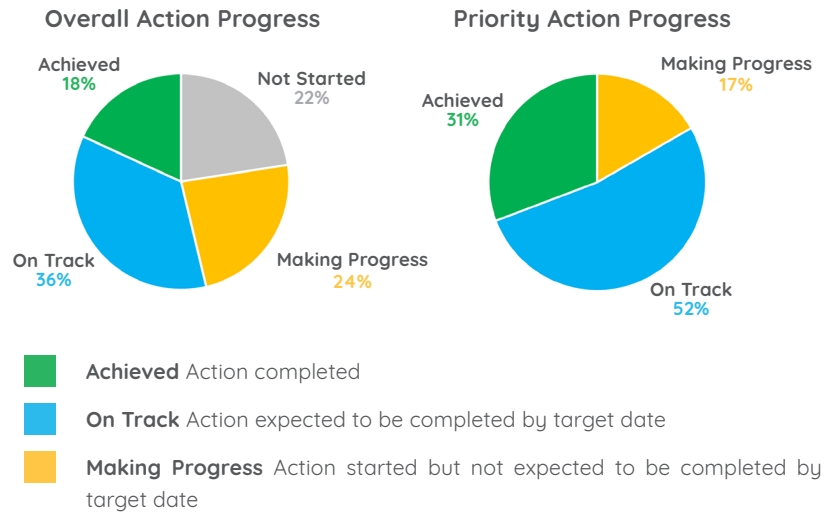
Rural Communities

Rural communities are integral to the identity and historic legacy of our region. These areas have their own unique set of qualities that bring valuable diversity to LA County and allow it to support many types of people, places, and ways of life. It is important that we recognize, value, support, and engage these historic rural communities as we move toward our sustainable future.

Rural areas also contribute significantly to the County's cultural heritage, environmental stewardship, and natural resource protection. These areas are generally characterized by expansive land resources but often lack equitable access to amenities, infrastructure, mobility options, and services needed to support community well-being. Preserving their character while better meeting the needs of rural communities is key to creating a more inclusive and resilient region.

Progress summary

Since adopting OurCounty in 2019, LA County has made meaningful progress toward building a more sustainable region. The County has launched groundbreaking initiatives to reduce pollution, cut reliance on fossil fuels, engage youth in climate action, and much more. At the same time, multiple crises, from COVID-19 to an affordable housing shortage, have required significant resources to save lives and provide basic services. A renewed commitment to regional collaboration and a focus on OurCounty priorities were critical to progress, but there is still much work to be done. An analysis of progress since the original OurCounty plan reveals opportunities to build on past successes and apply lessons learned.



Tracking Progress

Actions

Work done on OurCounty actions is tracked through annual Progress Reports, which also highlight those actions identified as priorities by LA County departments and community input. In 2024, each priority action was assigned a status: Achieved, On Track, or Making Progress. As part of this plan update, we evaluated progress on all actions to assess overall progress and identify areas needing greater focus.

We determined action status through department surveys and interviews. Overall, more than half of all actions are either Achieved or On Track, while fewer than a quarter remain Not Started. These tend to be actions in which the County has less direct control or long-term initiatives that are not yet underway.

Among priority actions, 83 percent have been Achieved or are On Track to be achieved by the assigned time horizon. The remaining 17 percent of prioritized actions are in progress. For more details on action progress, please see the OurCounty annual Progress Reports.

Targets

The original OurCounty plan included 124 measurable targets designed to track progress toward sustainable outcomes. These targets varied in scale: Some focused on unincorporated areas or LA County operations, while others were applied countywide as aspirational benchmarks of collective action. The original targets relied on a mix of data sources and methodologies—some of which have been regularly updated since the release of OurCounty, and others that have not. The 2025 OurCounty plan refines and streamlines the original targets list to focus on those with accessible, reliable data and those that are most meaningful for tracking progress. Whether most of these targets are met as a region is not completely within the County’s direct control; however, these metrics can be a helpful guide for understanding progress toward larger strategies and goals.

The updated targets are now summarized at the goal level and include, where relevant, a baseline from the original plan (or new baseline where a new target is introduced), a progress update based on the latest available data, and targets for 2030, 2035, and 2045. Of the 32 targets included in the 2025 OurCounty plan, 13 targets are trending in the right direction toward sustainable outcomes, and two targets are headed in the opposite direction and require a concerted countywide effort to correct.*

* Some targets are new and do not have historical trends. Others have neutral progress. Neither are included in the counts.

Target Progress Summary

Target	Trend	Target	Trend
Reduce toxicity-weighted concentrations of emissions in disadvantaged communities	↑	Increase the proportion of residents within half a mile of parks and open space	↑
Increase in affordable housing units	↑	Increase the number of public swimming pools and splash pads per 100,000 residents	+
Decrease percent of cost-burdened renter households	↑	Reduce countywide GHG emissions	↔
Reduce energy burden for low-income households	+	Increase renewable electrical generation	+
Increase of water agencies that have affordable cost of water to meet health and safety needs	↓	Increase number of new public EV chargers	↑
Increase self-reported perceptions of household disaster preparedness	+	Reduce unincorporated GHG emissions	↑
Meet RHNA housing production targets	↓	Reduce GHG emissions from County operations	↑
Increase acres of green infrastructure at schools and public spaces	+	Increase the percent of all commute trips by foot, bike, micromobility, or public transit	↔
Avoided projected heat stress emergency department visits	↑	Reduce average daily vehicle miles traveled per capita	↑
Increase percent of water sourced locally	+	Reduce average Transportation Cost Index	+
Increase canopy cover for all unincorporated areas	+	Reduce traffic-related fatalities	↑
Increase number of cities and unincorporated communities with a walk score of 70 or higher	↑	Decrease per capita waste generation	↔
Achieve a 1:1 replacement of demolished housing units with equally affordable units	+	Reduce per capita water demand	↑
Create green jobs	+	Increase the amount of waste diverted from landfill	↔
Increase percent of adults with stable full-time employment at or above 250% federal poverty level	+	Increase acceptance of CalFresh and EBT at all farmers' markets	↑
Increase percent of conserved area	+	Reduce the GHG emissions associated with food served	+

Key:

- ↑ is trending positively ↓ is trending negatively
- ↔ has a neutral trend + is a new target

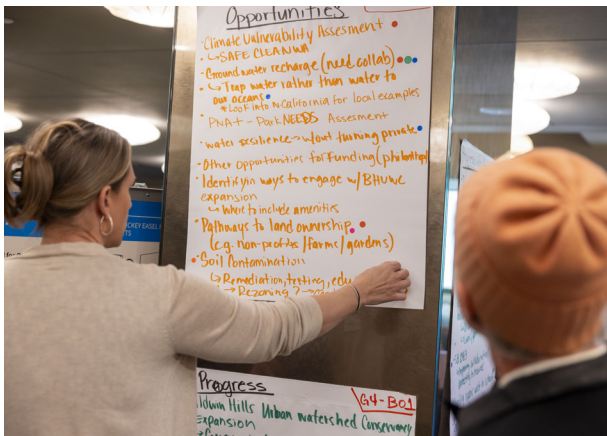
How was the OurCounty plan developed?

The CSO engaged partners and communities to discuss progress-to-date and inform the future direction of sustainability actions using various methods, including pop-up events, a countywide survey, and a series of topical workshops.

Eight CBOs and the LA County Youth Climate Commission hosted 23 community-centered pop-up events throughout all five Supervisorial Districts to engage residents and distribute the survey. The countywide survey—developed and distributed in five languages (English, Spanish, Chinese Simplified, Chinese Traditional, and Korean)—gathered insights from the community on their sustainability priorities. We collected 3,625 total survey responses, providing valuable insights for the 2025 OurCounty plan. We hosted eight in-person and virtual workshops to discuss specific topics and opportunities for action. More than 360 participants attended, representing organizations from labor to academia to businesses and non-profits. We also conducted targeted outreach with Tribes and rural communities and held individual meetings as requested by partners to ensure inclusive participation and meaningful engagement.

Community and partner feedback deepened the County’s understanding of how to align with ongoing sustainability efforts, surfaced emerging and underrepresented issues, and engaged a diverse range of community members and partners from across the County. Workshop summaries and countywide survey results can be found on the website at ourcountyla.lacounty.gov.

The CSO worked closely with CBO thought partners—Alliance for Community Transit-Los Angeles (ACT-LA), Heal the Bay, Los Angeles Cleantech Incubator (LACI), Move LA, Pacoima Beautiful, and U.S. Green Building Council California (USGBC-CA)—to refine and revise the draft plan, which was released for public comment on July 28, 2025. We held a virtual webinar on August 7, 2025, to orient individuals to the plan and presentations and meetings with Tribes, multiple councils of governments, CBOs, and others during the monthlong public comment period. In total, more than 250 public comments were submitted and carefully considered in the final development of the plan. Details on those comments and responses can be found on the website linked above.



OurCounty's commitment to implementation and accountability

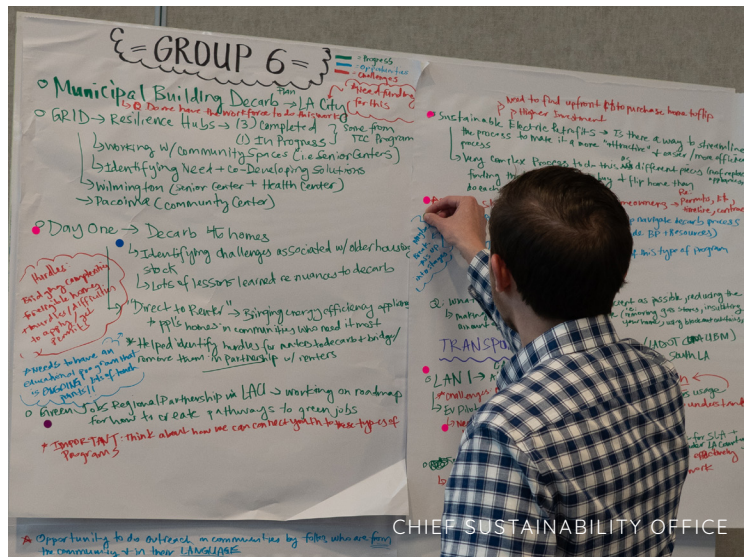
We are proud that the 2025 OurCounty plan is both comprehensive and ambitious. We also recognize that we must proactively work to implement these actions to meet the plan goals. To do that, the County commits to the following:

- Advocate for state and federal legislation and resources aligned with OurCounty goals and strategies.
- Apply a sustainability lens to the County's budget.
- Actively seek funding to support plan implementation, including from state and federal grants and philanthropic resources, and support partners in their efforts to secure funding aligned with OurCounty goals.
- Work across LA County departments and with other partners to help prioritize actions, oversee progress, and identify and resolve any barriers to implementation.
- Actively engage community organizations and other external partners to identify opportunities for collaboration and partnership and to understand and resolve concerns.
- Assist cities and local Tribes in their own sustainability efforts.

We also recognize that many of OurCounty's actions involve the need to commission new assessments and/or detailed action plans. We commit to activating those studies and plans.

Additionally, to make sure that Los Angeles County is accountable to the public, we commit to the following:

- Prepare an annual report to the Board of Supervisors that openly and honestly describes plan progress and/or barriers to progress and that identifies and recommends solutions to those obstacles.
- Meet with community members, cities, and local Tribes to discuss the implementation of the plan, identifying both successes and failures.
- Regularly report on implementation progress through social media, newsletters, and other communication channels.
- Connect with communities where they are through tailored, accessible education and outreach efforts that reflect diverse needs and communication channels.



How to read this plan

The OurCounty plan is organized around 12 cross-cutting goals that describe our shared vision for a sustainable Los Angeles County. It is not organized around specific topic areas—there is no climate change chapter or water chapter—but rather the goals reach across topics to consider the interrelated connections between them.

This approach embraces the notion that sustainability is inherently intersectional; in other words, there is very little in this world that does not affect something else. For example, an action to support local water supplies can provide new or improved parks and open space, while also reducing energy

from pumping water into Los Angeles from hundreds of miles away. Lowering energy use also reduces air and climate pollution because power plants are used less; the end result is improved public health. By focusing on broad, aspirational, and cross-cutting goals, we are challenging ourselves to embrace positive change by thinking beyond our current barriers to action, whether they be technological, political, or bureaucratic.

Organizing Elements of the 2025 OurCounty Plan

Goals (12)

- Broad, aspirational statement of what we want to achieve

Strategies (33)

- Long-range approach or approaches that we take to achieve a goal*

Actions (179)

Specific policy, program, or tool we implement to support a strategy*

Targets

Levels of performance for progress tracking

*Strategies may support multiple goals and actions may support multiple strategies

How to read an action

Action

Each action describes the policy, program, or tool that the County will deploy to support the goals and strategies. The number does not imply order of priority.

Horizon

Actions are characterized by their implementation horizon. Short term means by or before year 2030; medium term means by 2035; long term is by 2045. In some cases, implementation may span multiple time periods. Ongoing actions are institutionalized practices without a final completion date.

Action 1: Apply appropriate design, technology, and other measures when siting sensitive uses, such as schools and senior centers, within 500 feet of major sources of air pollution like freeways.

Horizon	Medium Term
Lead County Entity	DRP
Partners	DPH, LACDA, LA County Parks, PW
Topic Tags	Air Quality, Land Use

Lead County Entity

Agencies or other County entities overseeing implementation of the action within their jurisdiction.

Partners

Implementation partner or partners who will be working with Lead County entities. The list is not inclusive of all necessary partners, but names integral government agencies. Acronyms have been used to save space and are listed in the Appendix.

Topic Tags

Given the innovative nature of our plan organization, we are reflecting connections to topic areas as "tags" on each action.

Goal 1: Resilient and healthy community environments where residents thrive in place



It is essential for individuals and communities to have clean air, water, and soil and to feel safe and secure in their daily lives. Los Angeles County, like much of the United States, has a long history of discriminatory public policy that has shaped housing and land use patterns in which low-income communities and communities of color are disproportionately burdened by pollution exposure, affordability challenges, and diminished access to economic opportunity, parks, and open space. Climate change adds to the burdens of these historical inequities.

The COVID-19 pandemic laid bare the effects of many of these deeply rooted inequalities, with zip codes being highly correlated to health outcomes. Preexisting health conditions, such as asthma from exposure to freeway air pollutants, put individuals at higher risk, as did other socioeconomic factors. The discriminatory practice of redlining that began in the 1930s is still being felt today, and reversing these effects to build a more resilient and healthy community will require comprehensive and sustained attention.

With collaboration and support from local jurisdictions and unincorporated areas, OurCounty will promote thriving and healthy places for current and future generations. We will work to eliminate inequities and alleviate development-driven displacement, supporting stronger, more resilient and inclusive communities.



How will we work towards achieving this goal?

Strategy 1A

Minimize the exposure of vulnerable populations to pollution and reduce health disparities

Strategy 1B

Ensure housing and household utility affordability

Strategy 1C

Ensure access to safe, clean, and affordable water

Strategy 1D

Develop community capacity to prepare for, mitigate, respond to, and bounce forward from climate and hazard emergencies

Goal 1: Resilient and healthy community environments where residents thrive in place

How will we track our progress and performance?

Targets					
	Baseline	Progress	2030 Target	2035 Target	2045 Target
Countywide	<p>Disadvantaged communities in LA County had an average toxicity-weighted concentration of emissions of 6,364 g/m³ in 2011–2013</p> <p>Source: CalEnviroScreen 4.0</p>	<p>⬆️ Toxicity-weighted concentrations of emissions in disadvantaged communities have reduced by 27% (data from 2017–2019)</p>	<p>Reduce toxicity-weighted concentrations of emissions in disadvantaged communities by 35%</p>	<p>Reduce toxicity-weighted concentrations of emissions in disadvantaged communities by 40%</p>	<p>Reduce toxicity-weighted concentrations of emissions in disadvantaged communities by 80%</p>
	<p>Los Angeles County had 111,220 affordable homes in 2018</p> <p>Source: Annual Affordable Housing Outcomes Report</p>	<p>⬆️ There were 146,571 affordable homes in 2023</p>	<p>200,000 affordable housing units</p>	<p>300,000 affordable housing units</p>	<p>585,000 affordable housing units</p>
	<p>58% of renters experienced cost burden in 2016, with 25% of renters experiencing moderate cost burden and 33% experiencing severe cost burden</p> <p>Source: Annual Affordable Housing Outcomes Report</p>	<p>⬆️ 54% of renters experienced cost burden in 2022, with 24% of renters experiencing moderate cost burden and 30% experiencing severe cost burden</p>	<p>Decrease percentage of cost-burdened renter households to 45%</p>	<p>Decrease percentage of cost-burdened renter households to 35%</p>	<p>Decrease percentage of cost-burdened renter households to 15%</p>

Key:

- ⬆️ is trending positively ⬇️ is trending negatively
- ↔️ has a neutral trend ⬆️+ is a new target



Targets


	Baseline	Progress	2030 Target	2035 Target	2045 Target
Countywide	<p>Average energy burden in LA County is 10% for extremely low-income households, 4% for very low income households, and 3% for lower income households</p> <p>Source: U.S. DOE LEAD Tool</p>	<p>⊕ New target, no progress update</p>		<p>Reduce average energy burden for low-income households to 6%</p>	<p>Reduce average energy burden for low-income households to 4%</p>
	<p>97% of water agencies had an affordable cost of water in 2020 to meet health and safety needs¹</p> <p>Source: LA County Water Plan Dashboard</p>	<p>⬇️ 94% of water agencies had an affordable cost of water in 2022 to meet health and safety needs</p>			<p>100% of water agencies have affordable cost of water to meet health and safety needs</p>
	<p>45% of LA County residents reported being very or somewhat prepared for a large-scale disaster or emergency in 2023</p> <p>Source: LA County Health Survey, Department of Public Health</p>	<p>⊕ New target, no progress update</p>	<p>Increase self-reported household disaster preparedness to 50%</p>	<p>Increase self-reported household disaster preparedness to 55%</p>	<p>Increase self-reported household disaster preparedness to 60%</p>

Key:





- ⬆️ is trending positively ⬇️ is trending negatively
- ↔️ has a neutral trend ⊕ is a new target

¹ Metric reflects the percent of water agencies in severely disadvantaged communities where the cost for the amount of water required to meet health and safety needs (6,000 gallons per household) does not exceed 2.5% of the median household income.

Goal 1: Resilient and healthy community environments where residents thrive in place

Targets					
	Baseline	Progress	2030 Target	2035 Target	2045 Target
Unincorporated	<p>580 very low-income, 108 low-income, and 0 moderate-income units had been permitted in unincorporated Los Angeles County as of 2018, compared with the fifth cycle Regional Housing Needs Allocation (RHNA) allocation of 7,841 units, 4,644 units, and 5,052 units, respectively²</p> <p>Source: Regional Housing Needs Assessment (RHNA)</p>	<p> 7% of RHNA housing production targets were reached for very low-, low-, and moderate-income during the fifth cycle (2013-2021) in unincorporated areas</p> <p>The sixth cycle (2021-2029) allocation is 25,648 units, 13,691 units, and 14,180 units, respectively</p>	Meet 25% of RHNA housing production targets for very low-, low-, and moderate-income housing (sixth cycle)	Meet 50% of RHNA housing production targets for very low-, low-, and moderate-income housing	Meet 100% of RHNA housing production targets for very low-, low-, and moderate-income housing ²

Key:

-  is trending positively
-  is trending negatively
-  has a neutral trend
-  is a new target

² The California Department of Housing and Community Development works with the Southern California Association of Governments (SCAG) to determine the RHNA allocation for unincorporated Los Angeles County, occurring in eight-year housing cycles. The intent of the target is to meet 100% of the RHNA allocation for very low-, low-, and moderate-income housing, as defined by the cycle in effect for the year 2045.



CHIEF EXECUTIVE OFFICE

Goal 1: Resilient and healthy community environments where residents thrive in place

Strategy 1A

Minimize the exposure of vulnerable populations to pollution and reduce health disparities

Highways and polluting facilities, such as refineries, rail yards, and factories, are often located in close proximity to low-income communities and communities of color in LA County. These communities face elevated health risks from pollutant exposure and have historically been overburdened and under-resourced. The Antelope Valley and other rural communities face ongoing challenges because of illegal dumping, which can degrade natural landscapes, pose risks to water quality and public health, and strain local infrastructure. OurCounty establishes a framework for long-term policies to better protect these communities from pollution and reduce health inequities, with near- and medium-term actions that support these goals.

Action 1: Apply appropriate design, technology, and other measures when siting sensitive uses, such as schools and senior centers, within 500 feet of major sources of air pollution like freeways.

Horizon	Medium Term
Lead County Entity	DRP
Partners	DPH, LACDA, LA County Parks, PW
Topic Tags	Air Quality, Land Use

Action 2: Coordinate with state agencies to develop and implement a closure plan for orphan and idle oil and gas wells, prioritizing by condition of wells and their proximity to sensitive populations and identifying potential funding sources for implementation.

Horizon	Near Term
Lead County Entity	PW
Partners	DPH, DRP, LACoFD
Topic Tags	Air Quality, Funding & Financing, Land Use, Public Health



Action 3: Support the development and implementation of local regulations for oil and gas operations and maintenance activities that strengthen health and safety protections and increase transparency for local communities, including strengthening public notification requirements.

Horizon	Medium Term
Lead County Entity	DPH
Partners	DRP, LACoFD, PW, Sheriff, State agencies
Topic Tags	Air Quality, Public Health

Action 4: Use fenceline and community air monitoring data to strengthen regulations on industrial facilities and expand enforcement resources for these regulations.

Horizon	Medium Term
Lead County Entity	DPH
Partners	Air pollution control districts
Topic Tags	Air Quality

Action 5: Continue and expand the residential lead-based paint hazard remediation program.

Horizon	Near Term
Lead County Entity	DPH, LACDA
Partners	Cities
Topic Tags	Public Health

Action 6: Partner with the South Coast Air Quality Management District (SCAQMD) to monitor air quality in the vicinity of schools and identify measures to reduce pollution exposure.

Horizon	Medium Term
Lead County Entity	CSO
Partners	DPH, School Districts
Topic Tags	Air Quality

Goal 1: Resilient and healthy community environments where residents thrive in place

Action 7: Work with County departments and regional partners to develop strategies that reduce illegal dumping of bulky items, construction materials, mulch, and other waste, while identifying funding sources to support education, cleanup, and enforcement efforts.

Horizon	Near Term
Lead County Entity	PW
Partners	District Attorney, DPH, DRP, LACoFD, Local law enforcement, Sheriff
Topic Tags	Land Use, Public Health, Waste & Resource Management

Action 8: Support small businesses in meeting or exceeding requirements in Green Zone Program areas through counseling and identifying funding opportunities.

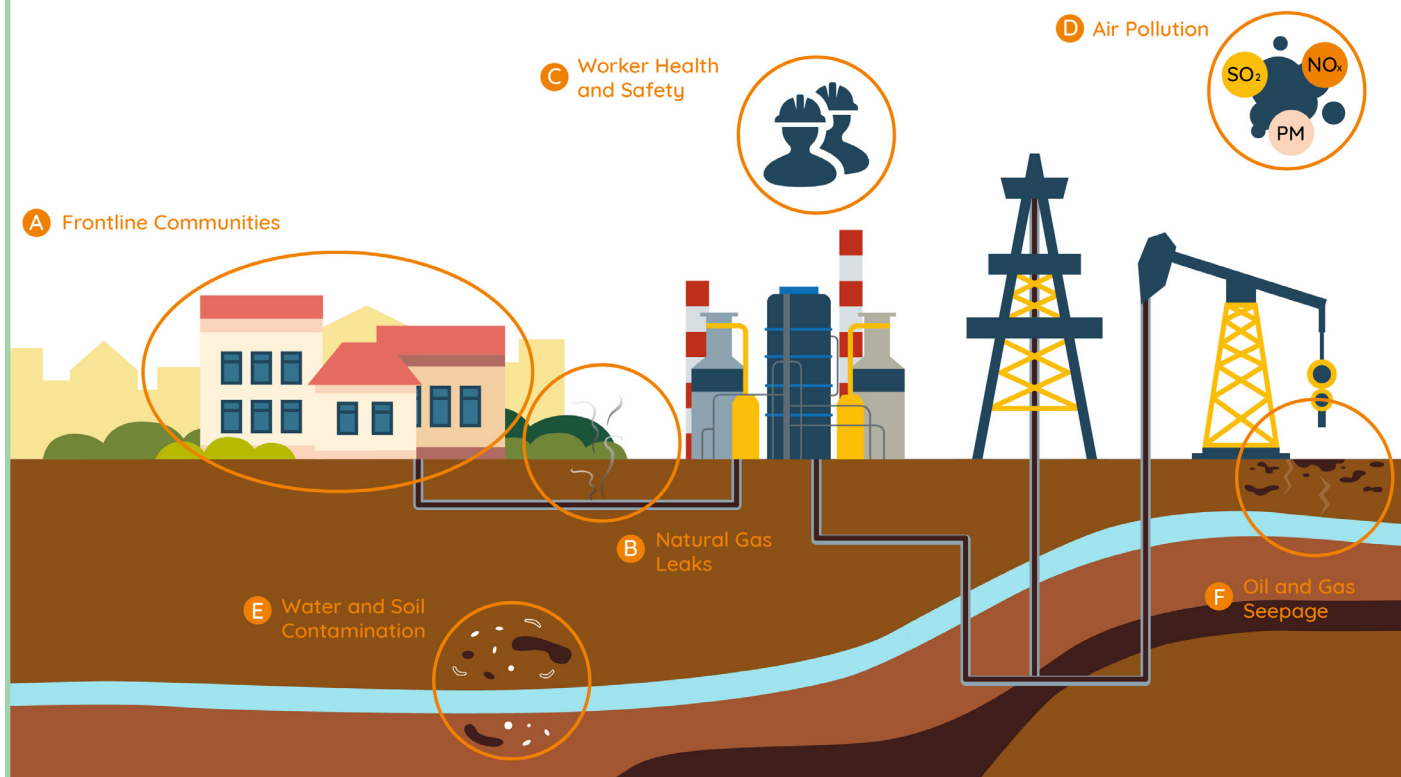
Horizon	Near Term
Lead County Entity	DEO
Partners	DCBA, DPH, DRP, LA County Parks, TTC
Topic Tags	Air Quality, Economy & Workforce, Public Health

Action 9: Assess the feasibility of establishing a brownfields program and identify innovative funding mechanisms to support the remediation and reuse of brownfields for community-serving purposes, such as affordable housing, parks, and community gardens, through close collaboration with community-based organizations (CBOs) in impacted communities.

Horizon	Near Term
Lead County Entity	CSO
Partners	LACDA, LA County Parks, PW
Topic Tags	Funding & Financing, Landscapes & Ecosystems, Land Use, Public Health, Waste & Resource Management



Environmental and Health Impacts of Oil and Gas Operations



A—Frontline Communities

Residents in close proximity to oil and gas operations are exposed to pollutants that increase the risk of breathing problems, low birth weight, and other negative health outcomes.

B—Natural Gas Leaks

Natural gas largely consists of methane, an invisible, odorless greenhouse gas, as well as smaller amounts of other compounds. Exposure to high levels of natural gas can lead to headaches, difficulty breathing, and other symptoms. Gas leaks are also a hazard to people and infrastructure because they can lead to explosion and fire.

C—Worker Health and Safety

Workers are exposed to hazardous conditions and pollutants that may increase the risk of various types of cancer.

D—Air Pollution

Particulate matter and other toxic air pollutants, including volatile organic compounds (VOCs), have been associated with negative health impacts, including increased rates of asthma, cancer, preterm births, headaches, and nausea.

E—Water and Soil Contamination

Fossil fuels and the chemicals used to extract them can contaminate soil and water, adversely affecting wildlife and residents who rely on these local resources.

F—Oil and Gas Seepage

Leaking oil wells and continued production can cause gas to accumulate near the surface, which can lead to ground subsidence, seismic activity, releases and explosions, and soil, aquifer, and air contamination.

Goal 1: Resilient and healthy community environments where residents thrive in place

Action 10: Implement the ordinance to phase out oil drilling.

Horizon	Medium to Long Term
Lead County Entity	DRP
Partners	DPH, PW
Topic Tags	Greenhouse Gas Reduction, Land Use, Public Health

Action 11: Support the application of bioremediation methods, such as the use of plants, fungi, and microbes, as an innovative approach to brownfield remediation.

Horizon	Near Term
Lead County Entity	CSO
Partners	LA County Parks, PW
Topic Tags	Landscapes & Ecosystems

LA County Revised Oil Well Ordinance

On September 15, 2021, the Los Angeles County Board of Supervisors approved three motions highlighting the County’s commitment to safeguarding public health, safety, and welfare for residents living near oil drilling sites and initiating a just transition away from fossil fuels and toward decarbonization. Although full implementation will span several decades, this marked the achievement and advancement of multiple 2019 OurCounty Sustainability Plan actions.

In response to these motions, the Department of Regional Planning developed the Oil Well Ordinance, which the Board adopted on January 24, 2023. This landmark ordinance marked a major step toward protecting community health and reducing the County’s reliance on fossil fuels. Community and environmental groups, including the coalition STAND-L.A. (Stand Together Against Neighborhood Drilling – Los Angeles), played a critical role in securing its approval through sustained advocacy, public engagement, and elevation of the voices of frontline residents impacted by urban oil drilling.

To ensure alignment with new state laws, a [Revised Oil Well Ordinance](#) is now being developed, with anticipated adoption in 2026. This revised ordinance will reaffirm and extend the County’s regulatory framework by integrating previously recommended amendments to the Baldwin Hills Community Standards District and to the County General Plan. It will also establish local regulatory authority explicitly granted by Assembly Bill (AB) 3233 (Addis), effective January 1, 2025, which authorizes local governments to limit or prohibit oil and gas operations within their jurisdictions. The County remains committed to phasing out oil extraction activities and advancing community resilience.



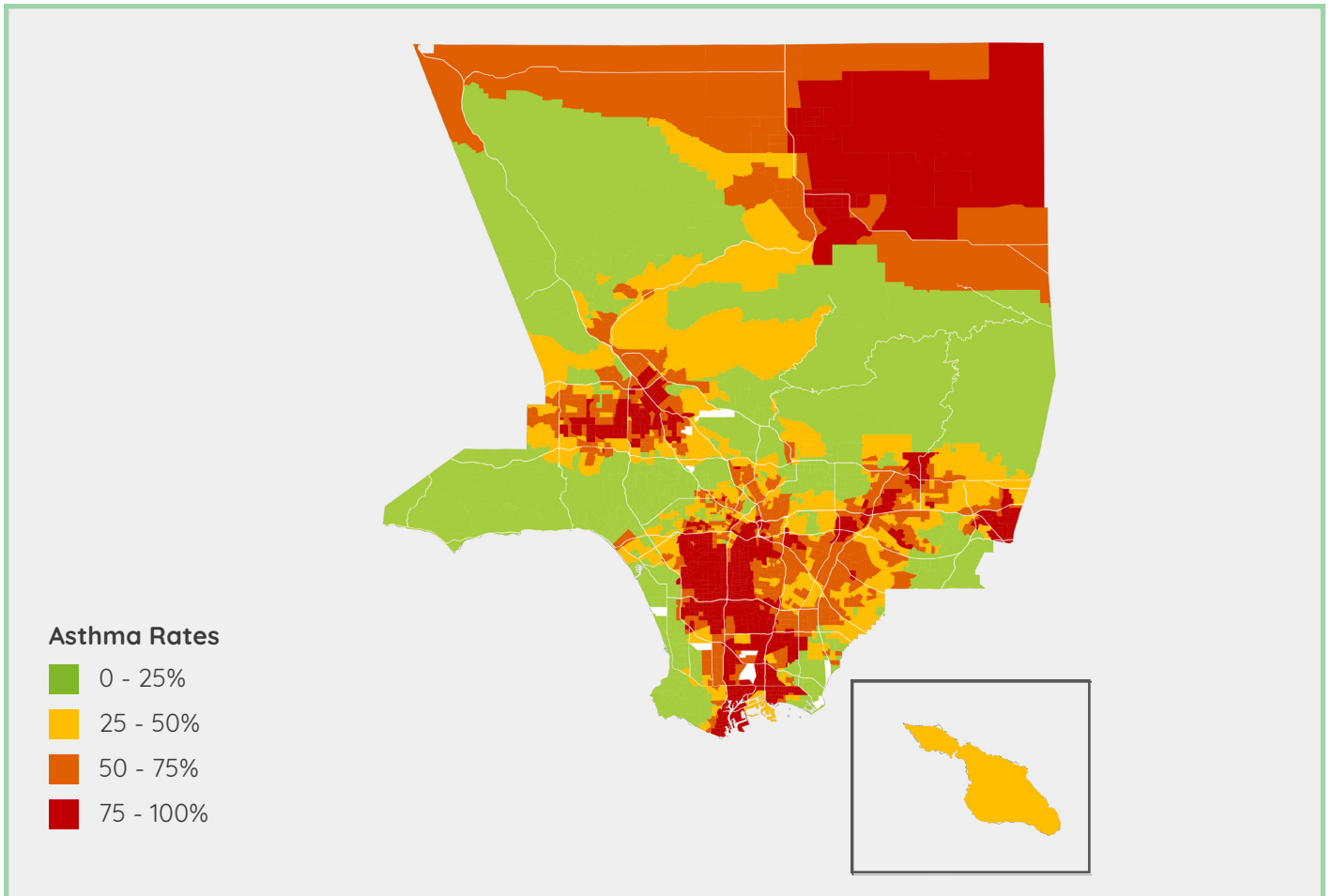
Action 12: Support the implementation of South Coast Air Quality Management District’s (SCAQMD) Warehouse Indirect Source Rule 2305, which creates a point system known as Warehouse Actions and Investments to Reduce Emissions that incentivizes warehouses to reduce emissions, including installing filtration systems in schools.

Horizon	Near to Medium Term
Lead County Entity	CSO
Partners	DPH, DRP
Topic Tags	Air Quality, Greenhouse Gas Reduction, Transportation



CHIEF EXECUTIVE OFFICE

Goal 1: Resilient and healthy community environments where residents thrive in place



Monitoring Air Toxics Risk

Developed by the Office of Environmental Health Hazard Assessment (OEHHA), CalEnviroScreen 4.0 is the latest in a series of reports and tools aiming to identify the California communities that are most burdened by health and other impacts. CalEnviroScreen 4.0 is a dataset and mapping tool, along with a report, that indicates the severity of different indicators, ranging from air quality concerns to groundwater threats.

The map above identifies the asthma burden across LA County Census Tracts, where the Antelope Valley and South Central LA have the highest rates of asthma. Air pollution leads to asthma and other health conditions. Understanding these spatial patterns is crucial for figuring out where to target interventions to improve air quality, such as strategies to reduce heat and increase green spaces, which can reduce asthma burden.

In LA County, areas within 500 feet of freeways have some of the highest pollution levels and rates of asthma, cancer, heart attack, stroke, reduced lung function, preterm birth, and a long list of other health problems.

Data Source: OEHHA



Strategy 1B

Ensure housing and household utility affordability

OurCounty recognizes that access to stable, affordable housing and essential utilities is foundational to community well-being. Consistent housing supports physical and mental health, economic progress, and educational outcomes, while housing insecurity can lead to a cascade of negative outcomes, particularly for more vulnerable groups like children. Housing affordability is also critical to addressing the root causes of homelessness; without it, even the County’s most comprehensive services cannot fully resolve the crisis.

Given the magnitude of the challenges related to housing and homelessness, existing affordable housing must be preserved, and new affordable housing developed in every neighborhood. These priorities must also inform all LA County policies affecting the built environment, including land use and zoning.

At the same time, energy and water must remain affordable as we invest in building upgrades and clean infrastructure. Many LA County households face higher utility burdens because of rising costs and lower incomes, with water rates varying widely across communities and residential electricity costs far higher than the national average. As we make these investments, we must protect our residents from exorbitant utility costs while ensuring everyone can benefit from zero-carbon, resilient energy and water sources.

Action 13: Identify and implement best practices to preserve and increase the amount of affordable housing proximate to job centers, transit, parks, and open space amenities.

Horizon	Medium Term
Lead County Entity	DRP, LACDA
Partners	CEO
Topic Tags	Housing, Land Use

Action 14: Invest in publicly subsidized housing.

Horizon	Near Term
Lead County Entity	LACDA
Partners	CEO, LACAHS
Topic Tags	Housing

Goal 1: Resilient and healthy community environments where residents thrive in place

Action 15: Purchase, rehabilitate, and preserve naturally occurring affordable housing.

Horizon	Near Term
Lead County Entity	LACDA
Partners	CEO, LACAHS
Topic Tags	Housing





Action 16: Advocate for drinking water affordability through equitable utility pricing, Cal Fresh/EBT water supplements, reducing obstacles to lifeline rates, and water-efficient appliance subsidies.

Horizon	Near Term
Lead County Entity	CEO, CSO
Partners	Local water agencies, PW
Topic Tags	Housing, Water

Action 17: Advocate on behalf of County residents for energy affordability and climate resilience and promote expansion of clean energy and efficiency programs at the California Public Utility Commission.

Horizon	Near Term
Lead County Entity	CSO
Partners	CEO, ISD
Topic Tags	Climate Resilience, Energy

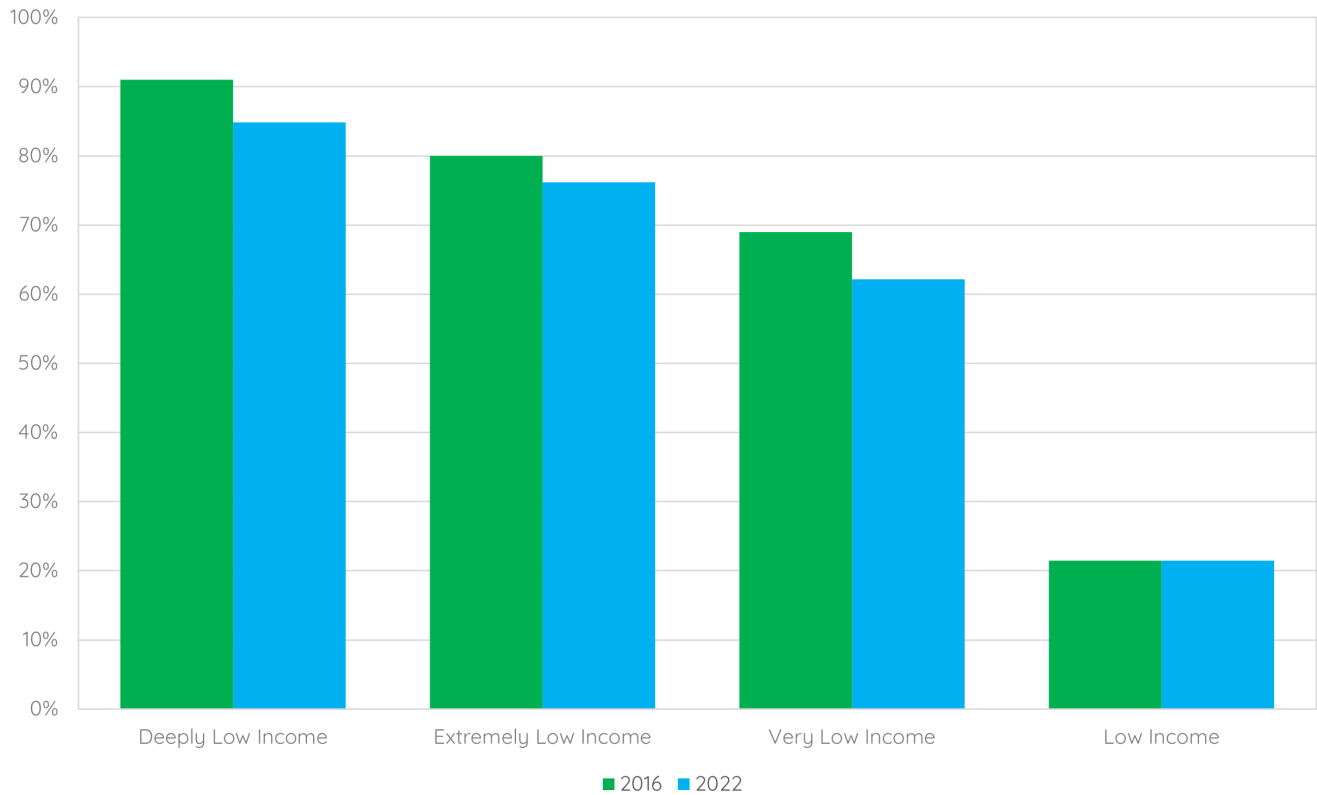
Homeless Initiative

The [Homeless Initiative](#) is the central coordinating body for Los Angeles County’s work to prevent and end homelessness. Established by the Board of Supervisors in 2015, the Homeless Initiative is leading collaboration between service providers, people with lived experience, cities, LA County departments, and elected officials to spark change in our communities and build a Los Angeles County where everyone has a permanent place to call home. On January 1, 2026, the Homeless Initiative will become the Department of Homeless Services & Housing.

Funding for the Homeless Initiative and the LA County Affordable Housing Solutions Agency (LACAUSA) comes from various state and local sources, including from the 2024 voter-approved Measure A, a half-cent sales tax countywide to address homelessness through housing and services, which repealed and replaced Measure H on April 1, 2025. Measure A is the first ongoing revenue stream in LA County to address the full picture of ending homelessness, from prevention to permanent homes. The Measure A ordinance created five clear goals to track and align progress across all homelessness programs and investments in the region. Baseline data and metrics to establish progress toward meeting the goals, along with the [Responsive Regional Plan](#), were approved by the Board of Supervisors on May 25, 2025.

Goal 1: Resilient and healthy community environments where residents thrive in place

Percentage of Low Income Households Without Available Affordable Rental Homes



Affordable Housing Need and Availability

The Los Angeles County Board of Supervisors adopted a motion in 2015 to create an Affordable Housing Programs budget unit and establish a multiyear plan for providing funding for new affordable housing. As part of this effort, an Annual Affordable Housing Report demonstrates the affordable housing need throughout the County and provides recommendations for addressing this critical need.

The housing affordability crisis is increasingly impacting LA County residents as wealth inequalities grow and access to affordable housing is limited. According to the 2024 report, summarizing data and trends from 2022, 494,446 total rental units are needed to address the housing needs of very low-income, extremely low-income, and deeply low-income households. Since 2016, the percentage of households without affordable housing has decreased across every income group by 4 percent to 5 percent, while the rate among low-income households has remained roughly the same.

Although subsidized affordable housing remains essential, the County also recognizes the importance of increasing overall housing production to support long-term affordability. Expanding the housing supply, especially in areas with access to jobs, transit, and services, helps preserve naturally occurring affordable housing and reduces pressure on the existing stock.

Data Source: 2024 Los Angeles County Annual Affordable Housing Outcomes Report (California Housing Partnership, June 24, 2024).



Strategy 1C

Ensure access to safe, clean, and affordable water

Safe, clean, accessible, and affordable drinking water has been recognized as a fundamental human right, with California becoming the first state in the country to recognize this right legislatively through AB 685. Although the majority of LA County residents receive high-quality water from large water providers, some communities are in need of meaningful improvements to their water infrastructure to ensure that their drinking water is healthy, reliable, and affordable, particularly in the face of increasing stressors on water resources because of climate change. Addressing these issues will require innovative policy solutions as well as a robust assessment to identify the scope and scale of issues.

Action 18: In alignment with the County Water Plan, provide support for small water systems and develop a set of options to ensure communities countywide have access to safe, clean, affordable, and reliable drinking water.	Horizon	Ongoing
	Lead County Entity	PW
	Partners	CEO, CSO, DPH, LACoFD, State and local water agencies
	Topic Tags	Funding & Financing, Water

Action 19: Promote and advocate to develop funding or financing mechanisms for property owners to replace leaky, corroded, and/or unsafe pipes and fixtures.	Horizon	Near Term
	Lead County Entity	CEO, PW
	Partners	CSO, DPH, Wastewater management agencies
	Topic Tags	Funding & Financing, Public Health, Water

Goal 1: Resilient and healthy community environments where residents thrive in place

Action 20: Adopt and advocate for policies to control sources of difficult-to-manage water contaminants, including PFAS, microplastics, and other emerging contaminants of concern.

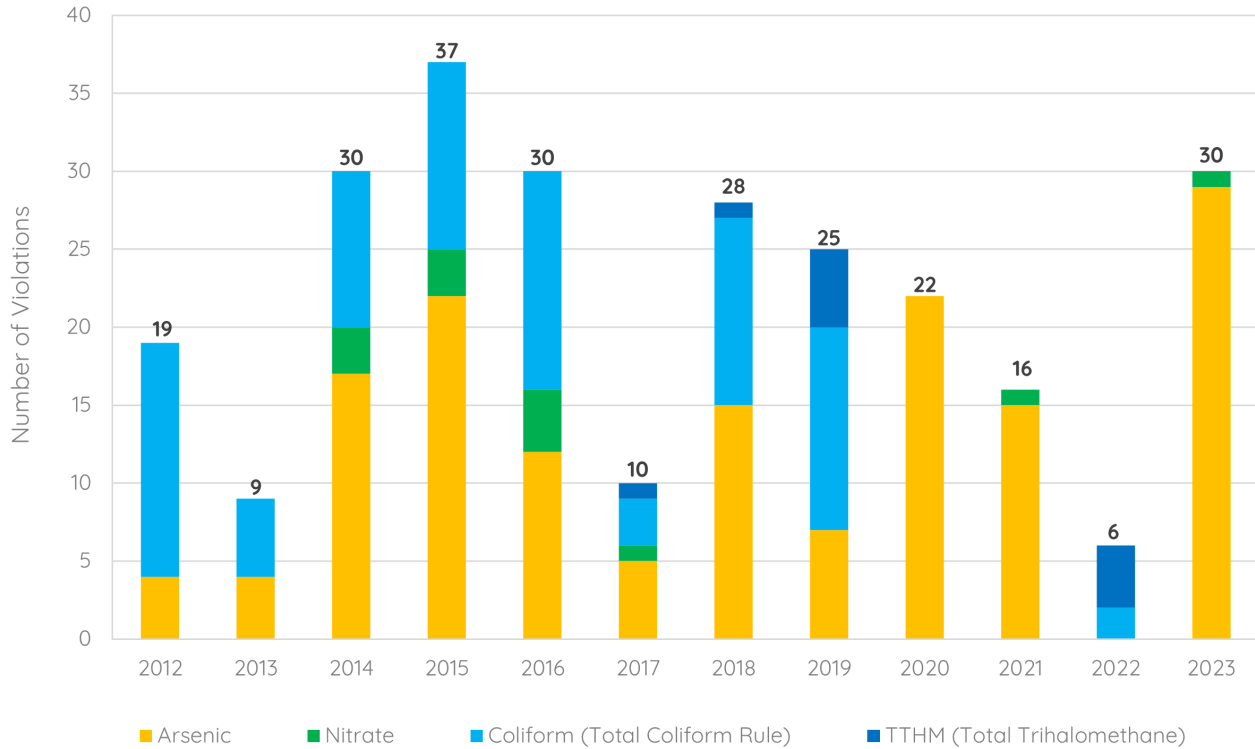
Horizon	Near to Medium Term
Lead County Entity	CEO, PW
Partners	CSO, DPH
Topic Tags	Public Health, Water



CHIEF EXECUTIVE OFFICE



MCL Violations by Public Water Systems



Monitoring Drinking Water Quality

Both the California State Water Resources Control Board (SWRCB) and the federal government set thresholds known as maximum contaminant levels (MCLs) to protect public health and monitor water quality. MCLs are measured at the water-treatment plant before drinking water is distributed; any violations trigger notifications to customers. All drinking water systems must meet the MCLs to comply with the federal Safe Drinking Water Act; California MCLs, those established by the SWRCB, may be more stringent than federal MCLs. In 2023, there were 30 total violations of primary MCLs in LA County, including arsenic and nitrate, all from nine public water systems. From 2012 to 2023, 73 public water systems had at least one MCL violation out of more than 200 total public water systems in the region, with the majority of these systems serving 500 or fewer customers. Although the impacted population is small compared with the size of our region—the population affected by these violations has not exceeded 1 percent of the LA County population—the County recognizes that access to safe, clean drinking water at all times and for all residents is fundamental to our sustainability goals.

Data Source: SWRCB

Goal 1: Resilient and healthy community environments where residents thrive in place

Strategy 1D

Develop community capacity to prepare for, mitigate, respond to, and bounce forward from climate and hazard emergencies

Truly resilient communities are able to individually prepare and support neighbors in responding to shocks (like earthquakes, wildfires, extreme heat, and flooding) and long-term stresses (like inequity, climate change, and aging infrastructure) by adapting to maintain crucial community functions (like strong social networks, safe drinking water, roads, and public safety infrastructure). The power of resilient communities is their ability to adapt to and learn from a variety of shocks and stresses and incorporate any lessons learned into preparation for and reaction to future events.

OurCounty will support community resilience by partnering to expand community capacity to respond to emergencies at the neighborhood scale in ways that respect and maintain community culture and social fabric. For example, the County can support neighborhood use of public spaces in ways that increase community bonds and can serve as organizing hubs during a shock. These opportunities can further encourage and facilitate the development of community-led resilience hubs by providing technical guidance, resources, or connections to partners, allowing communities to strengthen local preparedness and social resilience on their own terms. These actions will contribute to community cohesion and will also improve residents' short- and long-term quality of life.

Action 21: Expand and partner on opportunities for community hazards trainings, ensuring a culturally specific and trauma-informed lens, such as household and family emergency preparedness, Community Sensitive Site Safety Blueprint, or Community Emergency Response Teams (CERT).

Horizon	Medium Term
Lead County Entity	OEM
Partners	CEO, DPH, LACoFD, Library, Sheriff
Topic Tags	Climate Resilience

Action 22: Advance economic resiliency in the region by building the capacity of small businesses to prepare for and sustain operations following natural disasters and other economic shocks.

Horizon	Medium Term
Lead County Entity	DEO
Partners	Arts & Culture, CSO, OEM
Topic Tags	Climate Resilience, Economy & Workforce



CHIEF EXECUTIVE OFFICE

Action 23: Install and upgrade hydration stations, bathrooms, and other amenities in parks and other public spaces to support community resilience and ensure access to clean water and sanitation.

Horizon	Near Term
Lead County Entity	DBH, LA County Parks
Partners	DPH, OEM
Topic Tags	Climate Resilience

Action 24: Expand battery storage systems and microgrids at critical County facilities and infrastructure to enhance resilience.

Horizon	Near Term
Lead County Entity	ISD
Partners	CEO, LACDA, LACoFD, PW, Metro, Sheriff
Topic Tags	Climate Resilience, Energy

Goal 1: Resilient and healthy community environments where residents thrive in place

Action 25: Encourage and support neighborhoods to become certified Firewise Communities or create California Fire Safe Councils and provide support to help these communities to develop and implement Community Wildfire Protection Plans and maintain their fire-safe practices.

Horizon	Near Term
Lead County Entity	LACoFD
Partners	CSO, OEM, PW
Topic Tags	Climate Resilience

Action 26: Partner with communities most impacted by climate hazards to map and assess existing assets that support communities outside of, during, and after hazard events, and support enhancements of such hubs of community resilience.

Horizon	Near to Medium Term
Lead County Entity	CSO
Partners	DEO, DPH, ISD, LAAD, LACDA, LA County Parks, Library, OEM, PW
Topic Tags	Climate Resilience





What will I learn?



Disaster Preparedness



Fire Safety



Medical Operations



Patient Assessment



Light Search and Rescue



Disaster Psychology



Terrorism



Natural / Manmade Hazard Response

Community Emergency Response Teams (CERT)

Building community capacity for disaster response is essential to protecting lives. In the aftermath of a major disaster, emergency personnel may not be able to reach everyone right away. In those critical first hours, it is often household preparedness that keeps people safe, as well as neighbors helping neighbors.

The [CERT program](#) equips residents with the skills to protect themselves, their families, and their communities when disaster strikes. Offered free of charge by the Los Angeles County Fire Department and many other incorporated cities' first responders, this FEMA-approved 20-hour course trains participants in fire safety, light search and rescue, team organization, disaster medical operations, and hazards specific to their area. CERT graduates are prepared to step up in support of professional responders.

The OurCounty plan builds on this work by committing to expand access to emergency preparedness resources. This includes partnering with local organizations to codevelop culturally responsive and linguistically inclusive hazard training that reflects the diversity of Los Angeles County communities.

Goal 2: Buildings and infrastructure that support human health and resilience



Buildings and infrastructure, such as our water systems and tree canopy, are integral components of our daily lives. It is critical that these systems enable and support the well-being of the communities they serve. In the past, buildings were often constructed without consideration for sustainability, resilience, or health. For example, older buildings built without proper insulation and with large south-facing windows heat up quickly. This requires a significant amount of cooling and contributes to unhealthy environments.

Furthermore, our infrastructure systems often lack resiliency and redundancy, such as a diverse range of water sources during droughts, use of open space to manage flooding, or cool surfaces and canopies that mitigate urban heat. The buildings and infrastructure of both yesterday and tomorrow will need to use more efficient technologies and practices that reduce resource use, improve health, and increase resilience.

The fires that ravaged LA County in January 2025 highlighted how climate change is leading to more intense and frequent wildfires and, in turn, the increasing need to mitigate and adapt to these more extreme conditions. We will need to ensure that our buildings and infrastructure can withstand and mitigate impacts, cope with potential consequences, and even take advantage of potential opportunities that climate events may create. OurCounty will help create a built environment that supports healthy, active lifestyles and adapts to provide protection against climate risks, now and in the future.



How will we work towards achieving this goal?

Strategy 2A

Integrate climate adaptation and resilience into planning, buildings, infrastructure, and community development decisions

Strategy 2B

Transition to sustainable and healthy building design and construction

Strategy 2C

Create an integrated and resilient water system

Strategy 2D

Ensure that shade and a climate-appropriate, healthy community tree canopy are equitably distributed

Goal 2: Buildings and infrastructure that support human health and resilience

How will we track our progress and performance?

Targets					
	Baseline	Progress	2030 Target	2035 Target	2045 Target
Countywide	<p>LA County has 271,415 acres of pavement</p> <p>Source: DepaveLA Assessment (ARLA, Hyphae)</p>	<p>⊕ New target, no progress update</p>	<p>Replace 500 acres of pavement at schools and in public spaces with multi-benefit and nature-based solutions</p>	<p>Replace 1,000 acres of pavement at schools and in public spaces with multi-benefit and nature-based solutions</p>	<p>Replace 1,600 acres of pavement at schools and in public spaces with multi-benefit and nature-based solutions</p>
	<p>In 2017, there were 1,285 heat stress emergency department visits</p> <p>Source: LA County Department of Public Health / CA Department of Health Care Access and Information</p>	<p>⬆️ In 2022, there were 1,195 heat stress emergency department visits</p>	<p>Avoid 10% of projected heat stress emergency department visits</p>	<p>Avoid 20% of projected heat stress emergency department visits</p>	<p>Avoid 30% of projected heat stress emergency department visits</p>
	<p>41% of LA County's water supply came from local sources in 2017</p> <p>LA County had 2,780 acre-feet of additional local supply captured in 2020</p> <p>Source: LA County Water Plan</p>	<p>⊕ LA County had 13,050 acre-feet of additional local water supply in 2024³</p>	<p>Increase local water supply sources by 175,000 acre-feet per year</p>	<p>Increase local water supply sources by 310,000 acre-feet per year</p>	<p>Increase local water supply sources by 580,000 acre-feet per year</p>
Unincorporated	<p>Unincorporated LA County had 15.9% urban tree canopy cover in 2020</p> <p>Source: LA County Community Forest Management Plan</p>	<p>⊕ The County created a new methodology for measuring canopy cover as part of the Community Forest Management Plan (CFMP) that will be used for tracking progress moving forward</p>		<p>Achieve at least 18% canopy cover for all unincorporated areas combined</p>	<p>Achieve at least 20% canopy cover for all unincorporated areas combined</p>
<p>Key:</p> <p>⬆️ is trending positively ⬇️ is trending negatively</p> <p>↔️ has a neutral trend ⊕ is a new target</p>					

³ Although the local water supply target is now tracked in additional acre-feet to align with the LA County Water Plan, the County is still working toward the 2019 OurCounty Sustainability Plan's target to source 80% of water locally by 2045.



Strategy 2A

Integrate climate adaptation and resilience into planning, buildings, infrastructure, and community development decisions

Climate change is already reshaping life in Los Angeles County, bringing record high temperatures, worsening air quality, contributing to sea level rise and coastal erosion, and fueling more frequent and destructive floods and wildfires. These effects touch everything in daily life, from school closures and business disruptions during wildfire events to rising cooling costs for residents and businesses. Urban and rural communities alike face exacerbated health and home safety issues because of climate change. Additionally, extreme heat, extreme precipitation, and flooding create conditions conducive to the proliferation of mosquitos, potentially increasing the prevalence of West Nile Virus and other vector-borne diseases throughout LA County, including viruses not yet endemic to the region. These emergent risks further exacerbate the human impacts of climate change. As the County and regional partners work to improve public infrastructure and construct new buildings, it is also critical to support existing homes, and those households, in becoming more energy and climate resilient.

Climate change also worsens existing inequities in specific communities:

- Low-income residents, who have fewer resources to prepare for and recover from climate hazard events and who suffer disproportionately from respiratory illnesses (which are exacerbated by extreme heat, fires smoke, and poor air quality)
- Undocumented immigrants and migrant workers, who are at a risk of linguistic isolation, human trafficking, and fear of arrest if they seek resources and help during events
- Outdoor workers, who are at higher risk of heat stress and other heat-related disorders, injury, and reduced productivity from heat events
- Older residents, who are more likely to have chronic health issues and less access to mobility options during events
- Day laborers, domestic workers, and individuals who lose jobs, housing, or transportation during disasters, increasing their risk of human trafficking

The County will integrate climate adaptation and resilience in all future planning and development decisions. This effort will prioritize green infrastructure and biodiversity preservation that will support a healthy, resilient environment while addressing inequities and public health. Additionally, the County recognizes the importance of workforce development in advancing regionwide decarbonization and resilience efforts, including supporting upskilling in sustainable and resilient design and construction practices. The dangers the region faces from climate change are real and daunting. In using available climate change data, every action to protect our homes, communities, and infrastructure will reduce harm and better prepare us for the future.

Goal 2: Buildings and infrastructure that support human health and resilience

Action 27: Maintain, update, and use the countywide Climate Vulnerability Assessment to assess high-risk infrastructure assets and guide priority investments, projects, programs, and policy changes to address social and physical infrastructure risks.

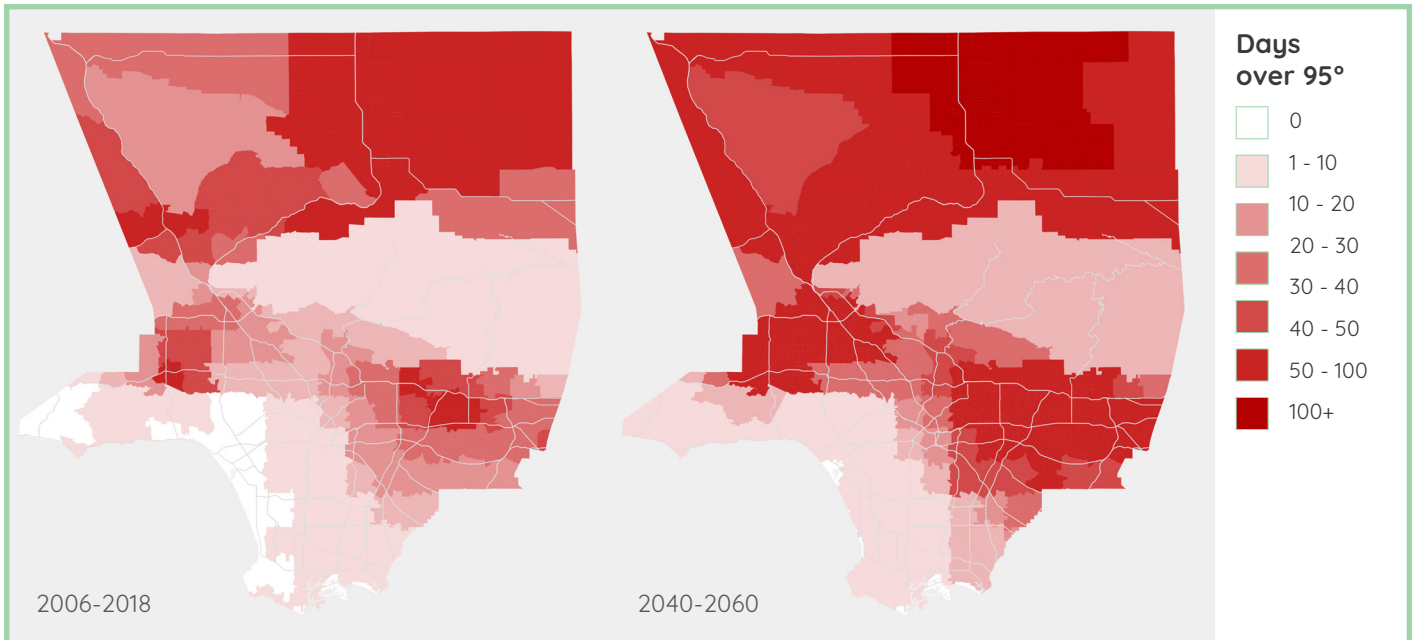
Horizon	Near Term
Lead County Entity	CSO
Partners	County Counsel, DPH, DRP, ISD, LACoFD, LA County Parks, OEM, PW, Sheriff
Topic Tags	Climate Resilience, Public Health

Action 28: Support the development and implementation of advanced clean technology, such as virtual power plants, vehicle-to-grid or vehicle-to-building technology, and microgrids, to build a more equitable and resilient grid.

Horizon	Near Term
Lead County Entity	CSO
Partners	ISD
Topic Tags	Climate Resilience, Energy

Action 29: Develop and implement a County Heat Action Plan to ensure that communities, infrastructure, and ecosystems can thrive in the face of rising temperatures and more extreme heat.

Horizon	Near Term
Lead County Entity	CSO
Partners	CEO, DEO, DPH, DRP, ISD, LAAD, LACoFD, LA County Parks, OEM, PW
Topic Tags	Climate Resilience, Public Health



Climate Vulnerability Assessment & LA County Heat Action Plan

Note: Left map shows the average annual high-heat days from 2006 to 2018; right map shows projected average annual high-heat days from 2040 to 2060. The maps depict air temperatures alone and do not include the impact of radiant heat and humidity nor the frequency and duration of heat waves.

Los Angeles County is already facing the impacts of climate change, including more frequent and severe extreme heat, wildfires, coastal and inland flooding, and drought. To better understand these risks, and as called for in the 2019 OurCounty Sustainability Plan, the County completed a [Climate Vulnerability Assessment](#) in 2021 to identify communities and infrastructure most at risk.

The assessment evaluates climate hazards, social and physical vulnerability to these hazards, and cascading impacts—how failures in one system can disrupt others. It highlights both geographic areas and population characteristics associated with higher sensitivity, such as housing conditions, health status, occupation, and income. This analysis helps the County prioritize adaptation efforts and direct resources to the most vulnerable communities.

As shown in the maps above, air temperatures are projected to increase across the entire region. Heatwaves will become more frequent and severe, and vulnerable residents across the County may be burdened by heat impacts, such as impaired cognition, injuries, and heat-related illness. Whereas heat has historically been perceived as more of an inconvenience than an actual hazard, the County experiences an average of over 200 excess deaths annually during extreme heat.

The County has already taken important steps to mitigate heat impacts, including the adoption of the cool roof ordinance in 2018, the Community Forest Management Plan in 2024, and the adoption of the Safe Maximum Temperature Threshold for Residential Units in 2025. Building on this work, the County is currently developing a [Heat Action Plan](#) to guide a more comprehensive, all-of-government approach to heat resilience.

Data Source: Cal-Adapt (RCP 8.5/HadGEM-ES)

Goal 2: Buildings and infrastructure that support human health and resilience

Action 30: Establish a collaborative regional approach to develop and implement a coastal resilience and adaptation program that uses sea level rise projections and environmental justice principles to protect public health and safety and coastal habitats and economies.

Horizon	Near Term
Lead County Entity	CSO, DBH
Partners	DRP
Topic Tags	Climate Resilience, Landscapes & Ecosystems, Land Use

Action 31: Develop a whole-home hazards retrofit program, including direct install support, for sustainable and resilient building upgrades that address risks, such as fire, heat, flood, drought, seismic events, and indoor air quality.

Horizon	Medium Term
Lead County Entity	CSO, ISD
Partners	DRP, OEM, PW
Topic Tags	Climate Resilience, Funding & Financing

Action 32: Collaborate with climate-vulnerable communities, local organizations, and other community-based organizations to enhance capacity to engage in, plan for, and co-create programs and projects solutions for sustainability and climate resilience challenges.

Horizon	Near to Medium Term
Lead County Entity	CSO
Partners	Arts & Culture, DPH, DRP, LAAD, LACDA, LA County Parks, Library, OEM, PW
Topic Tags	Climate Resilience

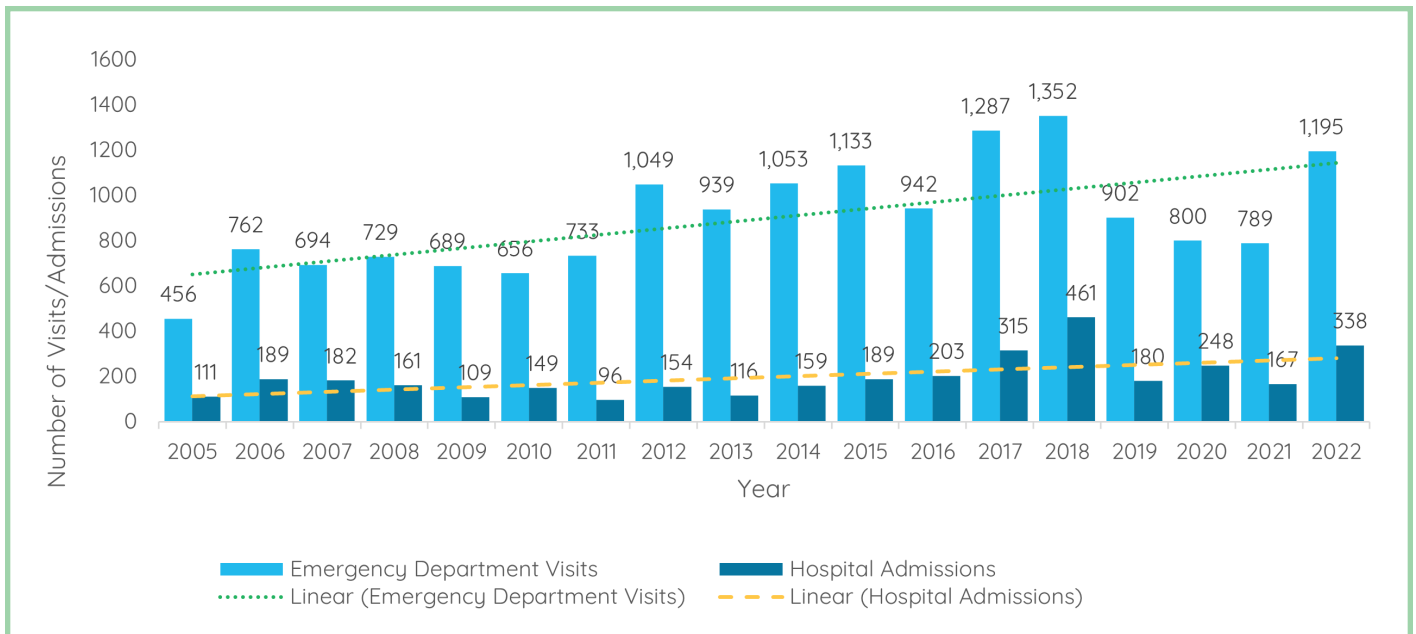


CHIEF EXECUTIVE OFFICE

Action 33: Collaborate with County departments, academic institutions, local Tribes, nongovernmental organizations, local jurisdictions, and other partners to review lessons learned from past disasters and apply insights to proactively strengthen preparedness, response, and resilience strategies.

Horizon	Near Term
Lead County Entity	CSO
Partners	All departments
Topic Tags	Climate Resilience

Goal 2: Buildings and infrastructure that support human health and resilience



Heat-Stress Emergency Department Visits

Note: 2016–2018 heat-related illness hospital admissions estimates have been updated to include heat-related illness in infants and other corrections; 2005–2015 estimates do not include cases of newborn environmental hyperthermia because of the limitation of ICD-9 codes.

Climate change directly results in more high heat days and, absent any interventions, we can expect more heat stress-related emergency department visits as a result. As illustrated above, there has been an upward trend in heat-related illness hospital admissions or emergency department visits. Older adults, young children, outdoor workers, people with illnesses or disabilities, and the unhoused population are especially vulnerable to negative health impacts from extreme heat.

Data Source: LA County Department of Public Health / California Department of Health Care Access yearly Emergency Department and Patient Discharge Data



Strategy 2B

Transition to sustainable and healthy building design and construction

Local governments have tremendous influence in shaping the future building stock. Priorities should include energy- and carbon-efficient buildings that also support occupant health and well-being.

CALGreen, California’s Green Building Standards Code, is the nation’s first statewide green building code, setting minimum requirements for sustainable design, construction, and operation. Local jurisdictions can exceed CALGreen and energy code requirements by adopting reach codes to further cut emissions, improve efficiency, and promote healthier indoor environments.

Meeting higher building standards can be complex, especially for property owners and developers with limited resources or technical expertise. Clear design guidelines and accessible technical assistance can help bridge this gap, making it easier to understand requirements, reduce costs, and implement effective strategies for energy efficiency, electrification, and indoor air quality. The County will lead the way through investments and improvements to its existing facilities and by demonstrating consistent and forward-looking climate change design standards for new construction. These tools and supports are essential for scaling sustainable building practices countywide.

Action 34: Continue to adopt CALGreen Tier 1 green building standards and seek opportunities to adopt Tier 2 standards in alignment with County priorities and goals.

Horizon	Medium Term
Lead County Entity	PW
Partners	CSO
Topic Tags	Air Quality, Energy, Greenhouse Gas Reduction, Water

Action 35: Create uniform climate change design guidelines for capital projects and develop a climate-focused capital improvement program that can be replicated by other jurisdictions.

Horizon	Near Term
Lead County Entity	CEO, CSO
Partners	DRP, ISD, LA County Parks, PW
Topic Tags	Climate Resilience, Public Health

Goal 2: Buildings and infrastructure that support human health and resilience

Action 36: Maximize cool roof and solar and battery installation at the Los Angeles County Development Authority’s low-income housing facilities.

Horizon	Near Term
Lead County Entity	LACDA
Partners	ISD
Topic Tags	Climate Resilience, Energy, Public Health

Action 37: Provide technical assistance to building owners and operators to take action on County priorities, such as energy efficiency, decarbonization, water management, and indoor air quality.

Horizon	Near Term
Lead County Entity	ISD
Partners	CSO, PW
Topic Tags	Air Quality, Climate Resilience, Energy, Greenhouse Gas Reduction

The Sixth Revision of the Housing Element for the County of Los Angeles

The [Sixth Revision of the Housing Element](#) for the County of Los Angeles (Housing Element) is the County’s roadmap for meeting housing needs in the unincorporated areas, with a focus on providing safe, decent, and affordable homes for current and future residents. It features seven core strategies, including Ensure Sustainability in Housing Production, which seeks to align new housing with climate and environmental goals. To do this, the Housing Element includes four supporting policies: Require consistency with the OurCounty Sustainability Plan; apply Green Building Standards to new development; support policies that reduce energy, water, and material consumption; and prioritize housing in locations that minimize environmental impacts (e.g., near transit or infill sites). This strategy ensures that housing growth not only meets demand but also contributes to the County’s broader goals for climate mitigation, climate resilience, and environmental justice.



Strategy 2C

Create an integrated and resilient water system

Historically, water management in LA County has failed to account for the interconnectedness of all water, including groundwater, surface water, rainwater, and wastewater. This approach has led to a complex, disjointed system that is not well-suited to meet regional water demand and a changing climate, nor ensure reliability during shocks such as earthquakes and increasing climate-driven disasters such as wildfires. With increased understanding of integrated water management strategies, recent planning efforts have focused on solutions that take a “one water” approach to water resources management, which recognizes this interconnectedness and achieves multiple benefits. Full implementation of these strategies, however, will require addressing fundamental challenges, including cost and existing governance structures.

The County has made important strides toward supporting a more integrated and holistic water system. The passage of the Safe, Clean Water Program (Measure W) in 2018 created a new funding stream to support stormwater projects, with an emphasis on those that achieve multiple benefits, including addressing water quality and water supply and other goals, such as creating recreational space, supporting biodiversity, and focusing benefits in disadvantaged communities. In 2023, the Board adopted the County’s Water Plan, which presents a regional path toward a resilient water system for Los Angeles and was built collaboratively with communities and regional water agencies. The region must continue to build on this planning effort and implement the County’s Water Plan by investing in a 21st-century water system that prioritizes multi-benefit strategies and restores natural processes and cycles so that we are able to meet our region’s water needs both in the day to day, but also during times of emergencies and crisis.

Action 38: In alignment with the County’s Safe, Clean Water Program, invest in multi-benefit, nature-based stormwater management solutions that diversify and increase reliability of the water supply, reduce dependency on imported water, reduce impermeable area, and increase green space and vegetation, and maximize benefits to Native and disadvantaged communities.

Horizon	Ongoing
Lead County Entity	PW
Partners	Cities, CSO, LA County Parks
Topic Tags	Climate Resilience, Water

Goal 2: Buildings and infrastructure that support human health and resilience



Action 39: Implement and adaptively manage the County Water Plan to realize the local water supply plan to maximize both centralized and decentralized sources, including large recycling projects, groundwater, stormwater capture, and the use of alternative water sources, such as gray water and rainwater, in addition to improved and efficient regional conveyance of water.

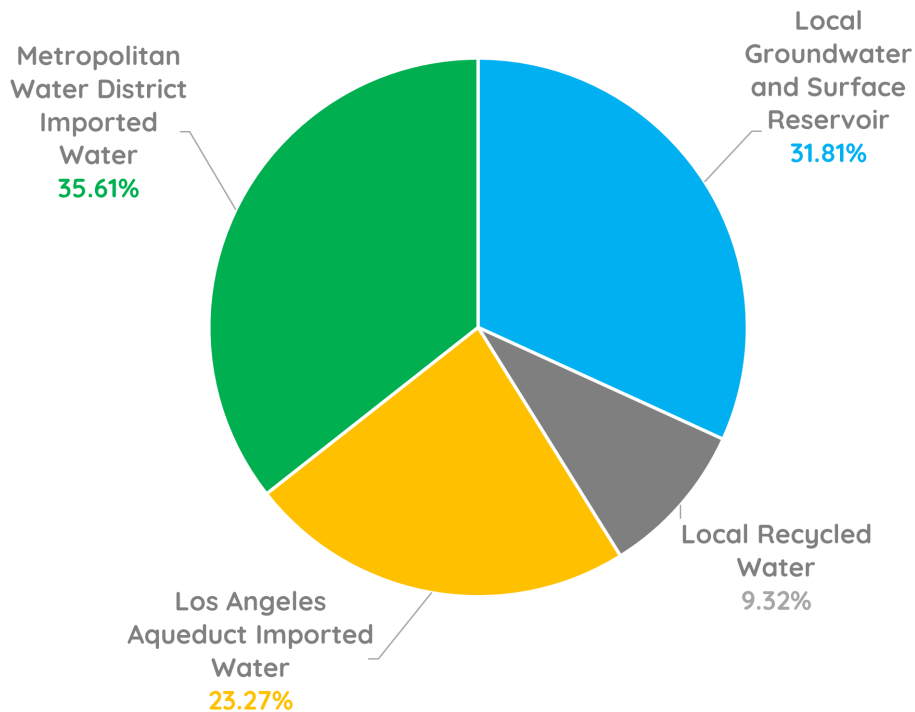
Horizon	Near to Medium Term
Lead County Entity	CEO, PW
Partners	DPH, LA County Parks, Wastewater management agencies
Topic Tags	Climate Resilience, Water



Action 40: In alignment with the County Water Plan, support efforts to clean contaminated aquifers and protect groundwater basins from seawater intrusion and other pollutants.

Horizon	Near to Medium Term
Lead County Entity	PW
Partners	Groundwater management agencies
Topic Tags	Climate Resilience, Public Health, Water

Sources of Water (2023)

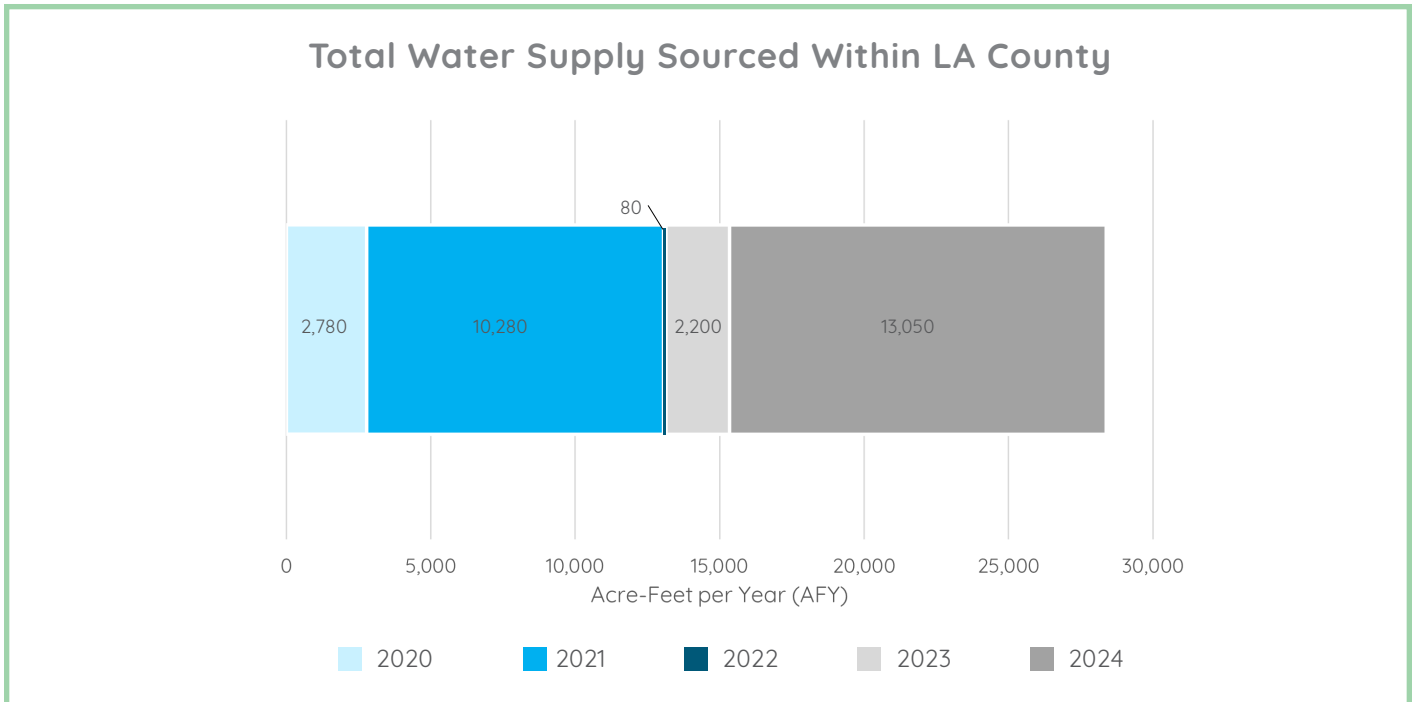


Water Supply Sources

In 2023, all consumers in LA County used approximately 1,286,000 acre-feet of water (a 14 percent reduction from the 1,490,000 acre-feet consumed in 2017). More than half of the water used, 59 percent, was sourced from outside the region, equivalent to the 2017 levels of imported water. Only nine percent of water came from local recycled water sources, and 32 percent was sourced from local groundwater resources, also similar to 2017. More water from local sources means less energy and fewer emissions associated with transporting water long distances and more opportunity for a locally circular water system.

Data Source: Metropolitan Water District

Goal 2: Buildings and infrastructure that support human health and resilience



LA County Water Plan

Note: Cumulative acre-feet of additional local water supply captured via projects in the County.

In 2023, the Board of Supervisors adopted a first-of-its-kind regional roadmap called the [Los Angeles County Water Plan](#) (CWP), developed in collaboration with more than 200 water management agencies, Tribes, and interested parties. The plan outlines a shared, inclusive, regional path forward to sustainably and equitably achieve safe, clean, and reliable water resources for Los Angeles County. It focuses on four key areas: regional water supply reliability, groundwater management, small and at-risk water systems resilience, and sediment impact management from wildfires. Each key area includes measurable targets and metrics, such as the one shown above measuring additional water supply volumes provided by local projects annually. The graph visualizes these data as cumulative acre-feet, enabling the County and its partners to track progress over time. For example, the CWP includes a target to increase local supply sources by 580,000 acre-feet per year by 2045. As of 2024, just over 28,000 acre-feet have been added since 2020. CWP Task Forces have been established to implement elements of the CWP two-year action plans. A CWP Wildfire Working Group is also preparing recommendations on regional water resilience in light of the 2025 LA wildfires.

Data Source: LA County Water Plan



Action 41: In alignment with the County Water Plan, advocate for a collaborative approach to partnering with the region’s various groundwater managers to sustainably manage regional groundwater basins and develop a regional stormwater-aquifer model to improve groundwater recharge.

Horizon	Medium to Long Term
Lead County Entity	PW
Partners	Groundwater management agencies
Topic Tags	Climate Resilience, Landscapes & Ecosystems, Public Health

Action 42: Implement and adaptively manage existing programs to ensure effective, well-maintained flood-risk mitigation infrastructure to communities and include a mechanism to facilitate the reporting of incidents by residents/ municipalities to help identify and address chronic local flooding issues.

Horizon	Medium Term
Lead County Entity	PW
Partners	Cities
Topic Tags	Climate Resilience, Water



Goal 2: Buildings and infrastructure that support human health and resilience

Strategy 2D

Ensure that shade and a climate-appropriate, healthy community tree canopy are equitably distributed

The community forest—made up of trees on both public and private lands—is an essential part of a healthy neighborhood. Spread equitably and supported by other greening measures, a well-managed community forest throughout LA County can deliver healthier soils, biodiversity, habitats, shading from heat, and greater community health and well-being. As a part of this strategy, the County will focus on implementing Room to Grow, the County’s first ever Community Forest Management Plan, which prioritizes resilient, climate-appropriate trees and shade equity. The plan also supports conserving mature trees and properly managing resources to ensure that trees thrive in our communities. In addition to expanding tree canopy, the County will pursue the strategies detailed in the forthcoming County Heat Action Plan to implement other types of street-level shade infrastructure, such as canopies and shade structures, to provide a variety of effective and equitable cooling solutions.

Action 43: Implement priority actions from the Room to Grow: the Los Angeles County Community Forest Management Plan (CFMP).

Horizon	Near Term
Lead County Entity	CSO
Partners	ACWM, DBH, DEO, DPH, DRP, LACoFD, LA County Parks, PW
Topic Tags	Climate Resilience, Greenhouse Gas Reduction, Landscapes & Ecosystems, Public Health

Action 44: Complete an assessment identifying early opportunities for depaving projects in multiple high tree canopy need communities, including on public and private property and at schools.

Horizon	Near Term
Lead County Entity	CSO, DPH
Partners	PW
Topic Tags	Climate Resilience, Landscapes & Ecosystems, Water



Benefits of Trees



SEQUESTERING CARBON

A single mature tree may take about 50 pounds of carbon dioxide per year, equivalent to the CO2 emissions from driving a car about 50 miles.



SAVING ENERGY

Shade trees can lower air conditioning costs, which in turn lowers carbon emissions.



CLEANER AIR

Trees absorb pollutants and filter particulates out of the air by trapping them on their leaves and bark.



BEAUTY

Trees add character to our communities with their colors, flowers, textures, and shapes.



CONNECTING WITH NEIGHBORS

Trees can encourage civic pride while tree plantings provide opportunities for community involvement.



SHADE AND COOLING

Trees provide not only shade but also cooling due to evapotranspiration from leaves.



FRESH FOOD

Trees provide food in the form of fruits and nuts.



WILDLIFE HABITAT

Trees support the lives of many wildlife and insect species and provide them with food, shelter, and nesting sites.



HEALTHIER COMMUNITIES

Trees improve mental and physical health and wellbeing in many ways, including by decreasing respiratory illnesses, calming traffic, and encouraging outdoor recreation.



RAINWATER CAPTURE

Trees capture rainfall, recharging groundwater supplies and helping prevent stormwater from carrying pollutants to the ocean.



Community Forest Management Plan

The Los Angeles County [Room to Grow: Community Forest Management Plan](#) (CFMP) is a long-term, actionable plan to maintain, protect, and expand the tree canopy in unincorporated communities. Acknowledging disparities in tree canopy cover, which ranges from just 1 percent to over 50 percent, the plan sets a target of at least 15 percent canopy cover in every community and 20 percent coverage across all unincorporated areas in total. The plan is organized around five key themes: Equitable Tree Canopy; Regional Community Forest; County Tree Management; Workforce and Economic Opportunities; and Commitment to Funding and Partnerships. The CFMP outlines such actions as extending watering periods for new trees, prioritizing depaving (i.e., removing materials like asphalt and concrete and replacing it with soil and growing space for trees and other plants) in low-canopy areas, and exploring strategies to support native trees and fruit trees.

Goal 3: Equitable and sustainable land use and development without displacement



LA County's rapid and sprawling development in the 1900s led to increased burdens on infrastructure, lengthened commute times, increased pollution, and placed housing in areas now known to be high fire-hazard areas. At the same time, housing production has failed to keep pace with housing demand, especially for affordable units.

By rethinking our land use and development standards, we can more effectively accommodate additional affordable housing and climate-resilient growth while protecting our low-income residents and small businesses from development-driven displacement. Infill development, such as small-scale multifamily housing, combined with policy tools, such as rent stabilization, can enable existing community members to remain in their homes while providing more housing options for current and new residents through more compact, mixed-use development. Land use and development decisions in LA County should pursue outcomes that are inclusive, safe, healthy, accessible, and transit-oriented.



How will we work toward achieving this goal?

Strategy 3A

Increase housing production and density and limit urban sprawl

Strategy 3B

Promote walkable, mixed-use neighborhoods

Strategy 3C

Ensure that public investments do not facilitate displacement, particularly of disadvantaged communities

Strategy 3D





Limit development in high flood and high fire hazard areas

Goal 3: Equitable and sustainable land use and development without displacement

How will we track our progress and performance?

Targets					
Baseline		Progress	2030 Target	2035 Target	2045 Target
Countywide	17 cities and/or unincorporated communities had a Walk Score of 70 or higher as of 2019 <small>Source: Walk Score</small>	 27 cities and/or unincorporated communities had a Walk Score of 70 or higher as of 2024	Ensure that 30 cities and/or unincorporated communities have a Walk Score of 70 or higher	Ensure that 35 cities and/or unincorporated communities have a Walk Score of 70 or higher	Ensure that 45 cities and/or unincorporated communities have a Walk Score of 70 or higher.
	4,330 affordable units were granted certificates of occupancy in 2024, and 1,118 units were demolished or destroyed <small>Source: California Department of Housing and Community Development</small>	 New target, no progress update	At least 1:1 replacement of demolished housing units with equally affordable units		

Key:

-  is trending positively  is trending negatively
-  has a neutral trend  is a new target



Strategy 3A

Increase housing production and density and limit urban sprawl

Many of our most celebrated neighborhoods have buildings and a mix of land uses that would be impossible to re-create under today's zoning codes. Modern zoning rules largely promote single-family homes strictly separated from commercial districts and a transportation system centered on cars. Rethinking this type of zoning and targeting strategic growth in our developed areas will efficiently use our existing infrastructure. We will have new homes in urban areas that are well-connected to transit, jobs, and services. This type of growth reduces environmental impacts while creating a more sustainable economy.

Meanwhile, urban and exurban sprawl development, in which new large communities are built on the urban periphery or in even more distant outlying areas, can create significant air pollution and greenhouse gas emissions as well as fire hazards, destroy our remaining natural and working lands, and threaten our traditionally rural towns. Large, new low-density areas generate more vehicle miles traveled as residents drive to essential services and require costly expansions of roads and utility infrastructure.

The County of Los Angeles will focus growth in existing communities by investing in infill housing, including "missing middle" options like duplexes, fourplexes, and small-scale multiunit buildings, and by working to protect agricultural and working lands from the threats of sprawl.

Action 45: Update land use and development standards to facilitate production of infill housing, including "missing middle" housing and higher density housing development.

Horizon	Near Term
Lead County Entity	DRP
Partners	LACAHS, LACDA, PW
Topic Tags	Climate Resilience, Housing, Land Use

Action 46: Support the preservation of agricultural and working lands by limiting their conversion, particularly in high fire and flood hazard areas, and identifying opportunities for incentivizing agricultural uses.

Horizon	Near Term
Lead County Entity	DRP, OFS
Partners	State agencies
Topic Tags	Climate Resilience, Landscapes & Ecosystems, Land Use

Goal 3: Equitable and sustainable land use and development without displacement

Strategy 3B

Promote walkable, mixed-use neighborhoods

The County will take a holistic approach to making neighborhoods more livable. It will address long-standing regulatory barriers and employ new strategies to ensure that residents can undertake a wide variety of daily errands and activities within walking distance of their homes. A complete neighborhood features grocery stores, banking institutions, childcare, parks and open spaces, robust public transit options, medical services, and much more within a small geographic vicinity. These spaces can create opportunities for more interaction and can build social connectivity and community resilience.

Transit-oriented development (TOD) plays a key role in this vision by promoting a mix of land uses and building types near high-quality transit, supported by safe bicycle and pedestrian connections. TOD has many co-benefits, including positive health outcomes related to higher rates of walking and biking as well as cleaner air as a result of reduced car usage. OurCounty supports this pattern of development with policies shaping urban design, building density, right-sized parking, and first/last mile services that encourage transit ridership and reduce auto dependency. Providing shade through tree canopy and built infrastructure is also essential to support safe, comfortable active transportation, especially as temperatures rise - a key tenet of the forthcoming County Heat Action Plan.

Action 47: Expand transit-oriented communities, which include vital public amenities such as parks and active transportation infrastructure.

Horizon	Medium Term
Lead County Entity	DRP
Partners	Cities, LA County Parks, Metro and other transit agencies, PW
Topic Tags	Housing, Land Use, Transportation

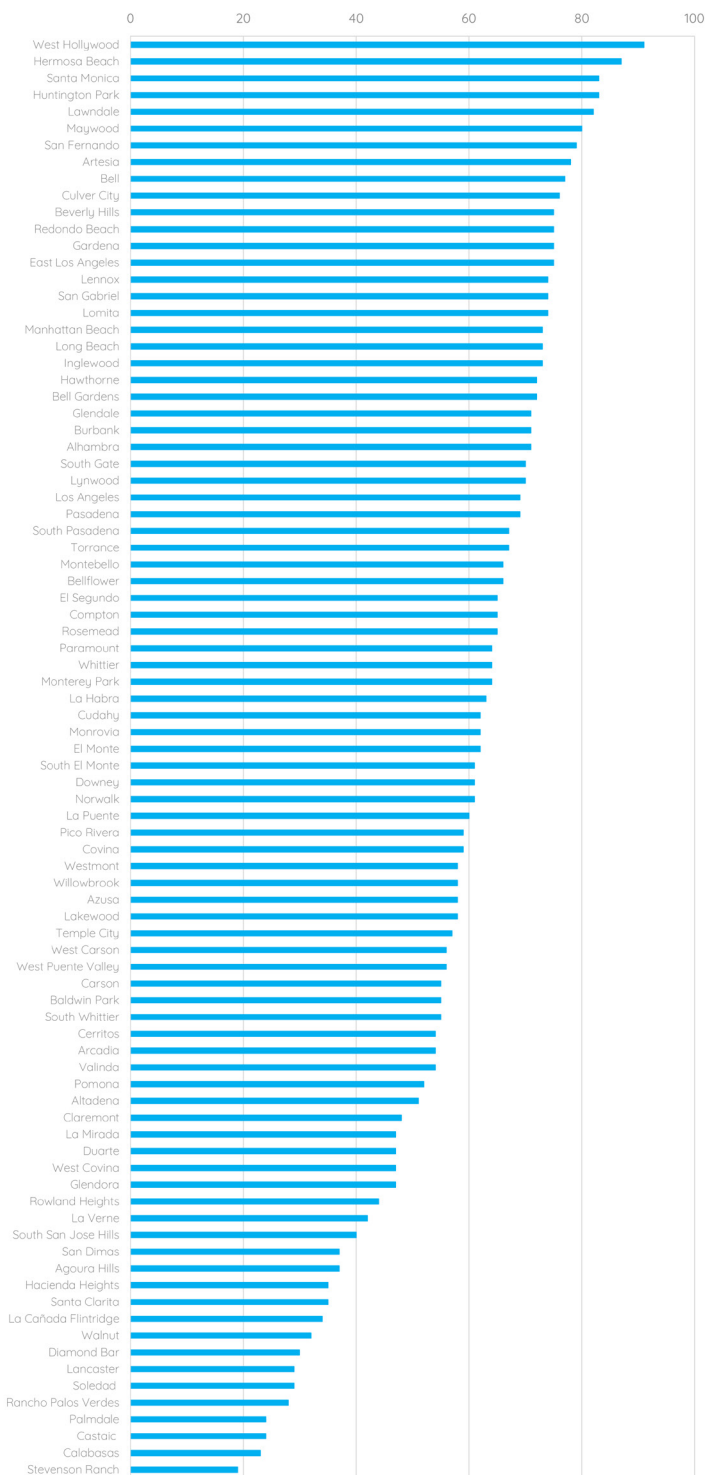
Action 48: Develop a rubric through the County's Land Bank Pilot to evaluate properties that are most viable for the County to acquire to build affordable housing, including mapping layers with future public transit and climate risks to identify opportunities for transit-oriented development and climate-safe infill development or disaster recovery.

Horizon	Medium Term
Lead County Entity	CEO
Partners	Cities, DRP, LACAHS, LACDA, Metro and other transit agencies, PW
Topic Tags	Climate Resilience, Housing, Land Use, Transportation



Walk Scores

Walk Scores in Los Angeles County



Walk Scores measure the walkability of towns and neighborhoods and consider such factors as distances between amenities, block length, intersection density, and population density. An area with a Walk Score between 90 and 100 is considered a “Walker’s Paradise.” Among cities in LA County, Walk Scores range between 19 and 91, with an average score around 59 or “Somewhat Walkable.” West Hollywood, Hermosa Beach, Santa Monica, and Huntington Park rank among the highest in the County.

Walk Scores offer one lens to understand walkability, but they are not fully representative of the issue. For instance, Walk Scores do not account for pedestrian safety factors, such as pedestrian crash rates or sidewalk availability. Additionally, communities with fewer or more dispersed amenities are often the result of historic neighborhood disinvestment. As we work toward a more walkable LA County, we must also strive to address these structural challenges that can limit walkability and access to resources.

Data Source: Walk Score, Redfin

Goal 3: Equitable and sustainable land use and development without displacement

Action 49: Promote walkability through various tools, including zoning that enables a mix of uses, pedestrian and active transportation enhancements with metrics (e.g., Walk Score) to demonstrate improvements, and public art and amenities.

Horizon	Near Term
Lead County Entity	DPH, DRP
Partners	Arts & Culture, Metro and other transit agencies, PW
Topic Tags	Housing, Transportation





Step by Step: Los Angeles County Pedestrian Plans for Unincorporated Communities

The LA County Department of Public Health develops [community pedestrian plans](#) to help enhance and encourage walkability in the unincorporated communities by identifying and addressing safety, accessibility, and infrastructure gaps. Each pedestrian plan provides guidance for completing the network of sidewalks, off-street paths, trails, and amenities (such as lighting, crosswalks and benches) that allow people to walk safely and comfortably to key destinations like parks and schools throughout a community. They also identify programs that promote walking, such as Safe Routes to School education and encouragement activities, open streets events like CicLAvia, or Safe Passages gang interventionists to ensure safe travel to schools and parks. As of October 2025, pedestrian plans have been completed for eight unincorporated communities, including East Los Angeles, East Rancho Dominguez, Florence-Firestone, Lake Los Angeles, Walnut Park, Westmont/West Athens, West Whittier-Los Nietos, and Willowbrook/West Rancho Dominguez-Victoria. Additional plans are currently in development for the communities of Alondra Park/El Camino Village, Del Aire/Wiseburn, Lennox, Rancho Dominguez, South San Jose Hills/West Puente Valley/Valinda, and West Carson.

Goal 3: Equitable and sustainable land use and development without displacement

Strategy 3C

Ensure that public investments do not facilitate displacement, particularly of disadvantaged communities

Public investments that affect neighborhoods, such as the LA River restoration and TOD, can impact area land values. This can, in turn, drive up the cost of housing and small business rents. Additionally, “green gentrification” is when investments in urban greening and sustainability raise quality of life and property values and push out vulnerable residents.

Proactive measures to stop rent hikes can prevent the development-driven displacement of low-income residents and businesses, ensuring they will benefit from improvements to transit access, neighborhood amenities, and social support networks. These tools are especially critical for low-income renters, people of color, immigrants, and other vulnerable groups who disproportionately experience housing insecurity.

Recent County legislation to establish rent stabilization and other tenant protections is an important first step. Building on this foundation, the County will continue to support the expansion of tenant protections across jurisdictions and explore models to promote long-term affordability and community ownership.

Action 50: Increase awareness of the County’s Rent Stabilization Ordinances among vulnerable populations, including immigrant communities, and expand capacity of associated resources, such as the tenant protection hotline.

Horizon	Near Term
Lead County Entity	DCBA
Partners	CEO, DRP, LACAHS, LACDA
Topic Tags	Housing

Action 51: Promote and enhance public awareness on the Tenant Right to Counsel Program that is essential in providing vulnerable tenants facing eviction and identify and pursue funding opportunities to support this work.

Horizon	Near Term
Lead County Entity	DCBA
Partners	CEO, DRP, LACAHS, LACDA
Topic Tags	Housing



Right to Counsel Ordinance and Stay Housed LA Program

The [Tenant Right to Counsel Ordinance](#) provides free legal representation to eligible tenants facing eviction in unincorporated Los Angeles County. This ordinance institutionalizes the [Stay Housed LA County \(SHLA\)](#) program, a collaborative initiative providing outreach, education, and legal aid to tenants. SHLA aims to prevent tenant displacement and homelessness by ensuring tenants understand their rights and have access to legal support.

Since SHLA's inception in 2020, the program has connected over 23,000 tenants with free legal services. By codifying SHLA into law, the Tenant Right to Counsel Ordinance seeks to expand these services even further, ensuring that more tenants have the necessary support to navigate eviction proceedings and maintain housing stability.

Goal 3: Equitable and sustainable land use and development without displacement

Action 52: Provide technical assistance to cities to strengthen existing tenant protections and develop rent stabilization ordinances, including through convening regular housing summits for cities.

Horizon Medium Term

Lead County Entity DCBA

Partners LACAHSAs, LACDA

Topic Tags Housing

Action 53: Promote the development and growth of community land trusts, housing cooperatives, and other models for the provision of permanently affordable rental and ownership housing.

Horizon Medium Term

Lead County Entity LACDA

Partners CEO, DCBA, LACAHSAs

Topic Tags Housing, Land Use





Advancing Affordable Housing in LA County

As part of the broader effort to address the housing crisis in unincorporated LA County, the Board of Supervisors adopted the [Inclusionary Housing Ordinance](#) and two rent stabilization ordinances to both expand housing opportunities and prevent displacement. The Inclusionary Housing Ordinance requires developers to set aside affordable housing units in specific submarkets when new residential developments are built. The [Rent Stabilization and Tenant Protection Ordinance](#) limits annual rent increases for rent-stabilized units, enacts just-cause eviction protections, and provides anti-harassment and retaliation protections. Finally, the Mobilehome Rent Stabilization and Mobilehome Owner Protections Ordinance limits annual rent increases for mobile home spaces and provides anti-harassment and retaliation protections. Collectively, these policies help increase the number of affordable housing units and ease the housing burden for renters in unincorporated LA County.

The Los Angeles County Affordable Housing Solutions Agency (LACAHS) is another lever with which the County is advancing affordable housing goals. Created in 2022 through state legislation, LACAHS is a countywide agency that focuses on unlocking financing mechanisms to incentivize the construction of new affordable homes, preserving existing lower-rent housing, and ensuring that people can remain in their homes. LACAHS also aims to establish new programs that offer rental assistance and free attorneys for those facing unfair evictions.



CHIEF EXECUTIVE OFFICE

Goal 3: Equitable and sustainable land use and development without displacement

Strategy 3D

Limit development in high flood and high fire hazard areas

Understanding the climate hazard risks for communities across LA County is essential to keeping individuals safe and not facilitating development in risky settings. Current regulatory hazard maps and forward-looking climate hazard data allow us to identify the areas that are most at risk, including floodplains and the wildland-urban interface at the edge of developed areas.

Wildfire is an integral component of ecological processes in LA County, but it is also on the rise because of hotter temperatures, changing precipitation patterns, and wildland management practices. The numerous devastating wildfires across the region are a stark reminder of the risks posed to lives, homes, natural areas, and infrastructure. LA County is already seeing longer droughts punctuated by intense rain events, which not only increases fire risk, but leads to flood vulnerability. In planning for these climate-related hazards, it is important to support existing communities and better manage any future growth and development to reduce and avoid risks and impacts.

Action 54: Incorporate climate projections into the regular updates of the building code, fire code, Hazard Mitigation Plan, Community Wildfire Protection Plan, and Floodplain Management Plan.

Horizon	Medium Term
Lead County Entity	PW
Partners	CSO, DRP, LACoFD, OEM
Topic Tags	Climate Resilience, Land Use

Action 55: Evaluate and implement opportunities to protect, preserve, and restore floodplains, streams, and wetlands to maximize ecosystem services.

Horizon	Near Term
Lead County Entity	CSO, DRP
Partners	DPH, LA County Parks, PW
Topic Tags	Climate Resilience, Landscapes & Ecosystems, Land Use, Water



Action 56: Adopt a community wildfire protection ordinance and engage in and support the development, implementation, and maintenance of Community Wildfire Protection Plans.

Horizon	Near Term
Lead County Entity	DRP
Partners	CSO, LACoFD, OEM
Topic Tags	Climate Resilience, Land Use

Action 57: Increase flood insurance affordability countywide by maintaining, maximizing, and expanding jurisdictions' participation in the FEMA National Flood Insurance Program Community Rating System.

Horizon	Medium Term
Lead County Entity	CSO
Partners	OEM, PW
Topic Tags	Climate Resilience

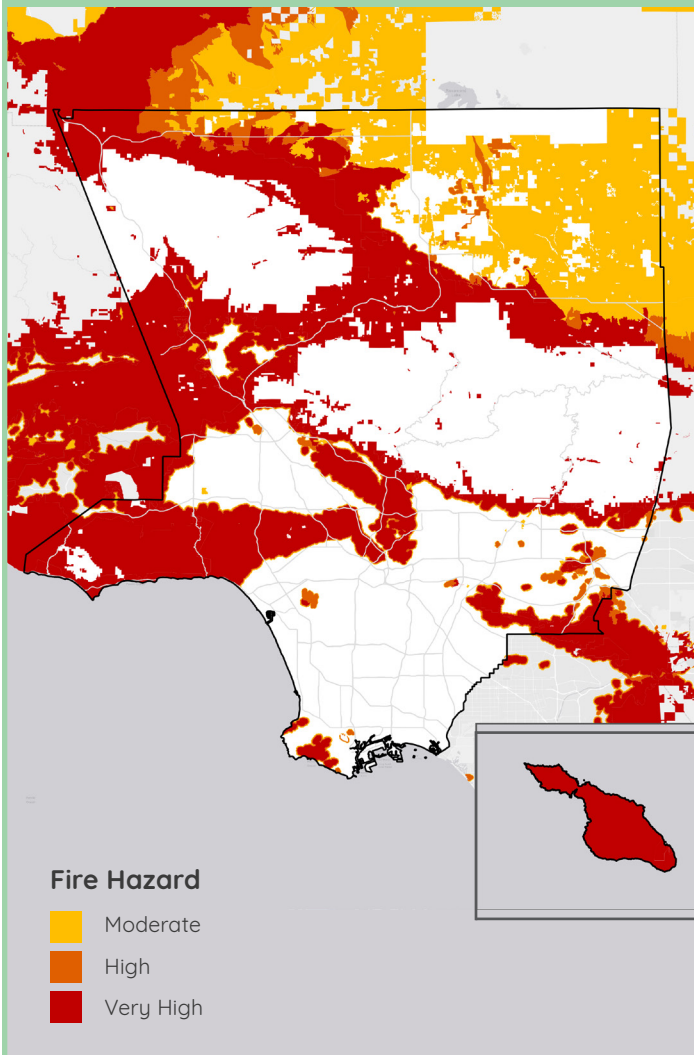


Goal 3: Equitable and sustainable land use and development without displacement

Action 58: Explore the creation of managed vegetated land buffers in high fire hazard and flood risk areas to protect communities and increase access to open spaces that can also provide recreational, local food, and other community benefits.

Horizon	Medium Term
Lead County Entity	DRP, LA County Parks
Partners	CEO, CSO, LACoFD, PW
Topic Tags	Climate Resilience, Landscapes & Ecosystems, Land Use

Fire Hazard



California Department of Forestry and Fire Protection (CAL FIRE) actively monitors areas based on Fire Hazard Severity Zones, which are determined based on factors such as fuel, slope, terrain, and weather patterns. Degrees of fire hazard can range from moderate to high or very high. Although these designations cannot predict where wildfires will occur or provide information about risk, they represent the probability of fire occurring in a given area based on physical conditions. An updated version of the Fire Hazard Severity Zones was released in 2025. Within LA County, there are about 770,000 acres of Very High Fire Hazard area, equivalent to the area of 180 Griffith Parks. This is an increase from just under 650,000 acres in the previous assessment.

Following the January 2025 LA fires, the independent [Blue Ribbon Commission on Climate Action and Fire-Safe Recovery](#) was convened. Their final report provides recommendations on the coordination of regional recovery, ongoing fire mitigation, advancement of fire-resistant and resilient building standards, enhancing insurability, increasing distributed energy and water systems, and more.

Data Source: California Department of Forestry and Fire Protection (CAL FIRE)



CHIEF EXECUTIVE OFFICE

Goal 4: A prosperous LA County that provides opportunities for all residents and businesses and supports the transition to a green economy



Although originally built on oil and gas extraction, LA County is shifting its economy away from fossil fuel production and consumption and toward a growing green economy. Renewable energy, electric vehicles, vegetation management, and other industries are expanding, but LA County's workforce and businesses require support to meet this demand and transition all sectors away from carbon-intensive practices.

Economic transitions have the potential to exacerbate inequality. Communities and workers that are economically dependent on fossil fuel use or extraction may face challenges in transitioning to a green economy. But with adequate planning and support, an economic transition can be an opportunity to implement more inclusive economic practices that reduce inequality and support all residents. A truly just transition will protect and support job seekers and current workers, particularly those who are low income and/or reside in disadvantaged communities, so that they can transition into a green economy with dignity and without bearing the costs of change.

Los Angeles is both the largest manufacturing center in the United States and a clean technology leader. This innovation can be harnessed for the greater good by supporting local entrepreneurs and connecting them to our diverse, skilled workforce. The County government will support the growth of green economy sectors and ensure that our economy is one that works for everyone.



How will we work towards achieving this goal?

Strategy 4A

Grow the green economy and support small businesses

Strategy 4B

Meet the needs of sustainable industry growth

How will we track our progress and performance?

Targets

	Baseline	Progress	2030 Target	2035 Target	2045 Target
Countywide	There were 178,000 green jobs in LA County in 2018 <small>Source: LACI Green Jobs in Los Angeles Report</small>	+ The LACI Green Jobs report is the latest calculation of green jobs in the County		400,000 green jobs	560,000 green jobs
	48% of adults had stable full-time employment earning at or above 250% poverty level in 2019 <small>Source: ARDI, Census Data</small>	+ New target, no progress update		Increase the percentage of adults with stable full-time employment at or above 250% federal poverty level by 2033	

Key:

- ↑ is trending positively ↓ is trending negatively
- ↔ has a neutral trend + is a new target

Goal 4: A prosperous LA County that provides opportunities for all residents and businesses and supports the transition to a green economy

Strategy 4A

Grow the green economy and support small businesses

Transitioning to a green economy will depend on new and growing sectors related to renewable energy, building design and construction, materials management, food production, and many more. This growth presents an opportunity for LA County to embrace new industries that bring good jobs to the region and provide economic prosperity for all. The County can facilitate growth in green economy sectors with policies that encourage equitable distribution of benefits to workers and residents across the County.

Small businesses are essential to this transformation; they are innovators, employers, and trusted community anchors. Their deep local roots, adaptability, and entrepreneurial spirit position them to lead in areas like energy efficiency retrofits, sustainable goods and services, aquaculture, circular economy practices, and climate-smart food production. By supporting small businesses, especially those in communities of concentrated disadvantage, the County can help scale climate solutions while strengthening local economies and building resilience from the ground up.

<p>Action 59: Incentivize economic growth in sectors that are important to the fulfillment of sustainability goals, such as material recycling, through business attraction and incubator programming.</p>	Horizon	Medium Term
	Lead County Entity	DEO
	Partners	DCBA, LACDA, PW
	Topic Tags	Economy & Workforce

<p>Action 60: Support the establishment, preservation, and growth of small businesses, such as through streamlined permitting processes and equitable contracting opportunities.</p>	Horizon	Near Term
	Lead County Entity	DEO
	Partners	CSO
	Topic Tags	Economy & Workforce



ADOBE STOCK

Action 61: Promote the growth of local aquaculture operations through economic development and creation of market opportunities.

Horizon	Medium Term
Lead County Entity	OFS
Partners	CEO, CSO, DEO, DPH, DRP
Topic Tags	Economy & Workforce

Goal 4: A prosperous LA County that provides opportunities for all residents and businesses and supports the transition to a green economy

Strategy 4B

Meet the needs of sustainable industry growth

A well-developed and connected workforce will support high-growth sectors in the County while improving economic opportunity for all. Everyone—from younger people entering the workforce to career oil and gas workers transitioning to new jobs—can benefit.

It is critical to ensure that all jobs provide safe and healthy working environments and family-sustaining wages, especially in sectors that are traditionally dangerous and low pay. Economic equity is inextricably linked to sustainability and resilience, as lack of access to economic opportunity strains health, prosperity, and quality of life. Low-income communities are often the least financially equipped to handle the effects of a changing climate, such as fires and floods, and end up suffering the most.

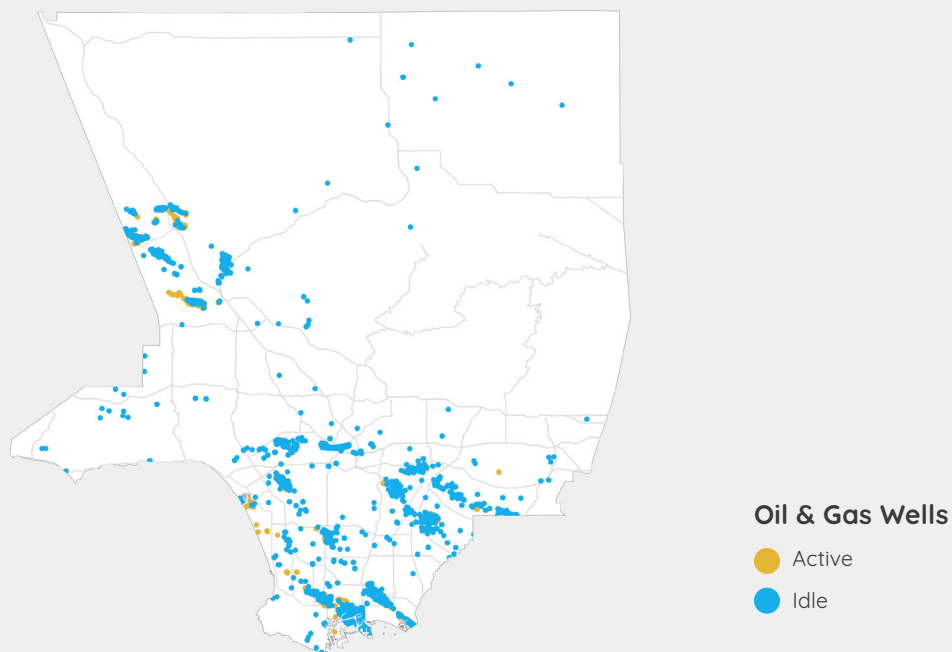
OurCounty prioritizes economic growth that is equitable and considerate of the County’s working class. The County can address economic inequality by leveraging sustainability projects to increase access to family-sustaining jobs and by pursuing innovative policy solutions that build wealth in disadvantaged communities.

Action 62: Collaborate with the City of Los Angeles, Just Transition Task Force, and other stakeholders to implement and expand upon the Los Angeles Just Transition Strategy.

Horizon	Near Term
Lead County Entity	CSO, DEO
Partners	DCBA, DRP, LA County Parks
Topic Tags	Economy & Workforce, Land Use

Action 63: Partner with community-based organizations, educational institutions, and the private sector to develop High Road Training Partnerships that connect workers to growth sectors of the economy.

Horizon	Near Term
Lead County Entity	DEO
Partners	Arts & Culture, DPH, DPSS
Topic Tags	Economy & Workforce



Los Angeles Just Transition Strategy

In 2019, both the City and County of Los Angeles set ambitious goals to phase out oil and gas operations as part of their respective sustainability plans. The 2019 OurCounty Sustainability Plan called for a fossil fuel-free Los Angeles by 2045, while the City's Green New Deal committed to reducing exposure to harmful pollutants in disadvantaged communities and directed coordination with the County to develop a sunset strategy for oil and gas production. Today, Los Angeles County is home to about 8,200 active and idle oil and gas wells, many of which are located near homes, schools, and parks.

In 2022, the CSO and the City collaborated with the cross-sector members of the Just Transition Task Force to develop and release a [Los Angeles Just Transition Strategy](#), which provides recommendations to ensure a just transition for workers and communities impacted by the proposed phase-out of oil drilling and extraction activities. The long-term priority areas identified by the report are (1) support for workers, (2) site remediation and reuse, and (3) finance and coordination. Specifically, the three goals of the Just Transition Strategy are:

- Provide oil workers impacted by the phase-out of drilling and extraction of oil with the necessary support to transition their skills into jobs of comparable, family-sustaining compensation or retirement in ways that promote livelihoods and dignity.
- Properly remediate and monitor impacts of closing oil well sites and integrate co-visioning and input from sovereign Native Nations on whose ancestral homelands Los Angeles is built—Tongva, Tataviam, Serrano, Kizh, and Chumash—and frontline communities in community visioning, remediation, and land use redevelopment planning processes.
- Leverage public and private funds to equitably and sustainably finance and coordinate the successful implementation of the report's Strategy and Action Recommendations, with ongoing accountability, transparency, and advising from the Just Transition Task Force.

Data Source: California Department of Conservation

Goal 4: A prosperous LA County that provides opportunities for all residents and businesses and supports the transition to a green economy

Action 64: Select common quantifiable metrics to track the outcomes of all LA County-funded training programs (e.g., graduates, job retention, wages, mobility).

Horizon	Near Term
Lead County Entity	DEO
Partners	All departments
Topic Tags	Economy & Workforce

Action 65: Collaborate on a green economy study to investigate workforce and just transition opportunities in emerging sectors, such as electric vehicles, offshore wind, biodiversity, resource circularity, and ocean economy.

Horizon	Near Term
Lead County Entity	DEO
Partners	CEO, CSO
Topic Tags	Economy & Workforce

Action 66: Examine and invest in workforce training opportunities to prepare County residents, including underserved communities, for careers that leverage ethical artificial intelligence (AI).

Horizon	Near Term
Lead County Entity	DEO
Partners	CSO
Topic Tags	Economy & Workforce



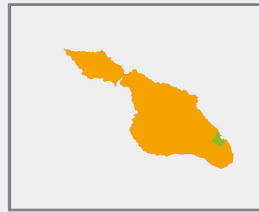
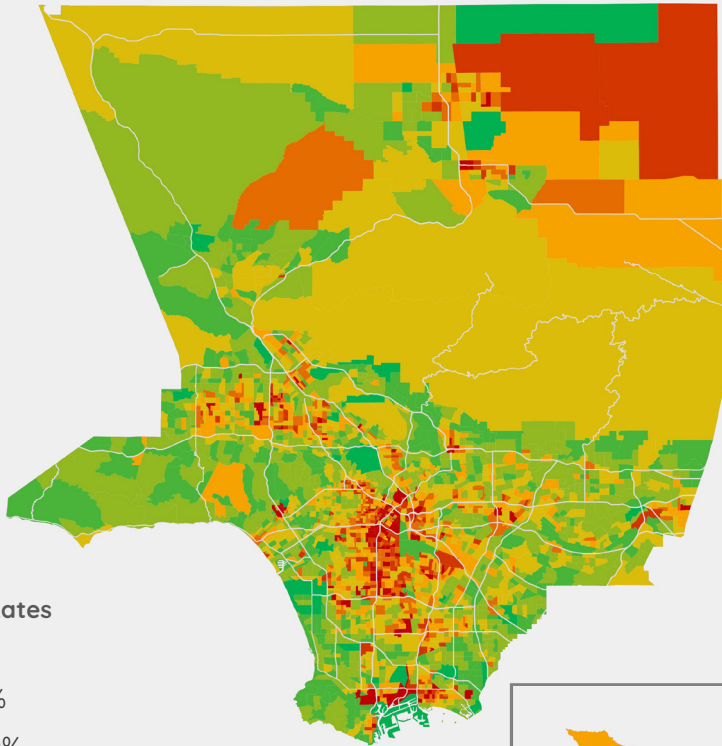
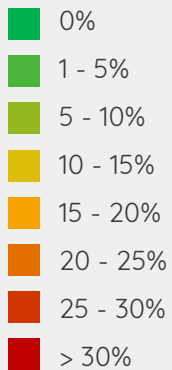


Poverty Levels

In 2023, 14 percent of Los Angeles County residents were living below the national poverty level. This value is only representative of those for whom the poverty status is known. This number shows a slight reduction in poverty rates countywide, compared with 17 percent in 2017. The Antelope Valley and South Central LA have the highest percentages of residents living under the national poverty level across encompassed census tracts, although Van Nuys and Westwood have some census tracts experiencing the highest poverty rates in the County.

Data Source: U.S. Census 5-Year American Community Survey

Poverty Rates



Goal 5: Thriving ecosystems, habitats, and biodiversity



Los Angeles County’s landscapes encompass islands, mountains, deserts, rivers, lakes, beaches, and coastlines—supporting a remarkable diversity of ecosystems and species. The region is home to a large number of threatened and endangered plants and animals and is the most urbanized area to be designated one of Conservation International’s global biodiversity hotspots.

These natural spaces not only provide critical habitat for wildlife but also offer residents opportunities for recreation, cultural activities, and connection with nature, contributing significantly to health, well-being, and community identity. Yet these landscapes face growing stress from climate change, urbanization, and a legacy of land use decisions that have fragmented ecosystems and reduced biodiversity. Coastal and ocean ecosystems are also under pressure, despite their vital role in regulating climate, supporting marine biodiversity, and sustaining local economies and food systems.

The Parks Needs Assessment Plus (PNA+) underscores the importance of both protecting natural lands and restoring degraded lands, particularly in urban and historically underserved areas. These efforts are essential to expanding access to nature, enhancing biodiversity, and building regional resilience.

The County of Los Angeles will continue to advance efforts to conserve natural habitats, including coastal and ocean ecosystems, restore degraded lands, and expand inclusive access to parks and open spaces, ensuring that public lands and waters serve as vital assets for people, flora, and fauna.



How will we work toward achieving this goal?

Strategy 5A


Increase ecosystem function, habitat quality, and connectivity, and prevent the loss of native biodiversity in the region

Strategy 5B

Preserve and enhance open space, waterways, and priority ecological areas

How will we track our progress and performance?

Targets

	Baseline	Progress	2030 Target	2035 Target	2045 Target
Countywide	The percentage of conserved area is 31% of LA County's total land area in 2025 <small>Source: California Conserved Areas Explorer</small>	 New target, no progress update	Increase the percentage of conserved area to 35% of total County land area	Increase the percentage of conserved area to 40% of total County land area	Increase the percentage of conserved area to 45% of total County land area

Key:

 is trending positively  is trending negatively

 has a neutral trend  is a new target

Goal 5: Thriving ecosystems, habitats, and biodiversity

Strategy 5A

Increase ecosystem function, habitat quality, and connectivity, and prevent the loss of native biodiversity in the region

Los Angeles County is an international biodiversity hotspot, and protecting biodiversity requires intentional management. For example, creating and sustaining linkages between habitats is critical to supporting healthy populations of many species, especially large carnivores that require substantial space. Habitat linkages also provide opportunities for species' ranges to shift in response to climate change, urbanization, or other disturbances.

Conservation and ecosystem management are also essential to combating climate change. Natural lands and healthy ecosystems, such as wetlands, coastlines, and forests, can help store carbon and improve climate resilience.

The County has a large role to play in protecting our diverse and rich habitats. Specifically, it has influence over large swaths of unincorporated land, including many of the region's waterways, such as the LA River, that were heavily altered through channelization to provide flood protection. Although flood risk management is critical, these alterations can also result in disruption of natural processes such as sediment transport, leading to cascading effects throughout the watershed all the way to the coast. The County also has influence over smaller pieces of land interspersed throughout urban spaces where urban habitats can thrive.

Action 67: Pursue strategies to protect biodiversity from human activity impacts, such as conducting wildlife connectivity analyses and land conversion assessments.

Horizon	Near Term
Lead County Entity	DRP
Partners	Cities, CSO, DBH, LA County Parks
Topic Tags	Landscapes & Ecosystems

Action 68: Support the development of wildlife crossings and habitat corridors at critical habitat connectivity points, including in urban areas.

Horizon	Medium Term
Lead County Entity	DRP
Partners	Cities, CSO, LA County Parks, NHM
Topic Tags	Landscapes & Ecosystems, Land Use



Action 69: Develop a native plants policy for County-managed facilities, including development of resources that can support conversion of traditional landscaping to native and drought-tolerant options.

Horizon	Near Term
Lead County Entity	CSO
Partners	DBH, ISD, LA County Parks, Library, NHM, PW
Topic Tags	Landscapes & Ecosystems, Water



CHIEF EXECUTIVE OFFICE

Goal 5: Thriving ecosystems, habitats, and biodiversity

Action 70: Increase coordination and expand training for County and affiliated personnel to promote the selection of native, climate-resilient species that strengthen biodiversity, heat and fire resistance, stormwater capture, water management, and regional habitat connectivity.

Horizon	Medium Term
Lead County Entity	CSO, LA County Parks
Partners	CIO, DBH, DRP, LACoFD, NHM, PW
Topic Tags	Climate Resilience, Landscapes & Ecosystems

Action 71: Increase the number of native plants, trees, and pollinator/bird-friendly landscapes on public properties for education and habitat connectivity.

Horizon	Medium Term
Lead County Entity	ISD, LA County Parks
Partners	CSO, DBH, Library, NHM
Topic Tags	Landscape & Ecosystems

Action 72: Identify opportunities for ecosystem enhancement for areas impacted by disturbances, such as wildfires or invasive pests.

Horizon	Medium Term
Lead County Entity	LACoFD, LA County Parks
Partners	ACWM, DBH, DRP
Topic Tags	Climate Resilience, Landscapes & Ecosystems

Action 73: Support and advocate for efforts by sanitation districts to pilot solutions that address nutrient pollution and ocean acidification, such as alkalinity enhancement, wetlands, or advanced monitoring systems.

Horizon	Near Term
Lead County Entity	CSO
Partners	DBH, DPH, PW, Wastewater management agencies
Topic Tags	Public Health, Water



ADOBE STOCK

Species Biodiversity

There are ongoing efforts within LA County to better understand the region's rich biodiversity, including how many species are endangered, threatened, at risk of endangerment (candidate species), or locally extinct. Community science is becoming an increasingly valuable tool in this work, especially in urban areas where formal ecological surveys may be limited. Platforms like iNaturalist invite residents to document the natural world around them, helping scientists and land managers identify species and better understand local habitats. This collaboration is evident through the 311,000+ research-grade iNaturalist observations recorded within the County's Significant Ecological Areas.

A key initiative that uses iNaturalist is the City Nature Challenge, an annual global event that encourages community members to observe and share their biodiversity findings. Within LA County, participation has grown significantly. As of July 2025, iNaturalist users have recorded 14,602 distinct verifiable species in LA County, increasing the 4,250 species recorded in 2019. This growth reflects both the region's ecological richness and the power of community engagement in conservation efforts. Some key regional resources for biodiversity include the [Biodiversity Atlas of LA](#) and the [LA Nature Map](#). The image above is of a California Condor; the Condor is endangered at both the state and federal level, as indicated in the Biodiversity Atlas of LA.

Goal 5: Thriving ecosystems, habitats, and biodiversity

Strategy 5B

Preserve and enhance open space, waterways, and priority ecological areas

LA County has roughly 800,000 acres of conserved land, an area larger than the State of Rhode Island. This represents 31 percent of the County's total land area. Conserved areas support the long-term conservation of habitats and species, promote soil health, and provide opportunities for outdoor recreation and ecological discovery.

In 2022, the County completed the PNA+, an updated assessment of open space. This foundational resource provides an up-to-date understanding of the scale of available open space and identifies the need to protect and create more of it, especially in certain disadvantaged communities.

The County will lead by intensifying its efforts to conserve land and partnering with other jurisdictions to align policies and programs to preserve and enhance regional open space.

Action 74: Implement the countywide Parks Needs Assessment Plus (PNA+) to meet the 30x30 goal, prioritizing open space preservation and acquisition in priority areas for environmental conservation and restoration.

Horizon	Medium Term
Lead County Entity	LA County Parks
Partners	CSO, DBH, DRP
Topic Tags	Landscapes & Ecosystems, Land Use

Action 75: Support strategies to preserve and protect priority ecological sites, supporting sites, and priority species, including significant ecological areas, habitat connections, terrestrial streams, wetlands, and aquatic habitats.

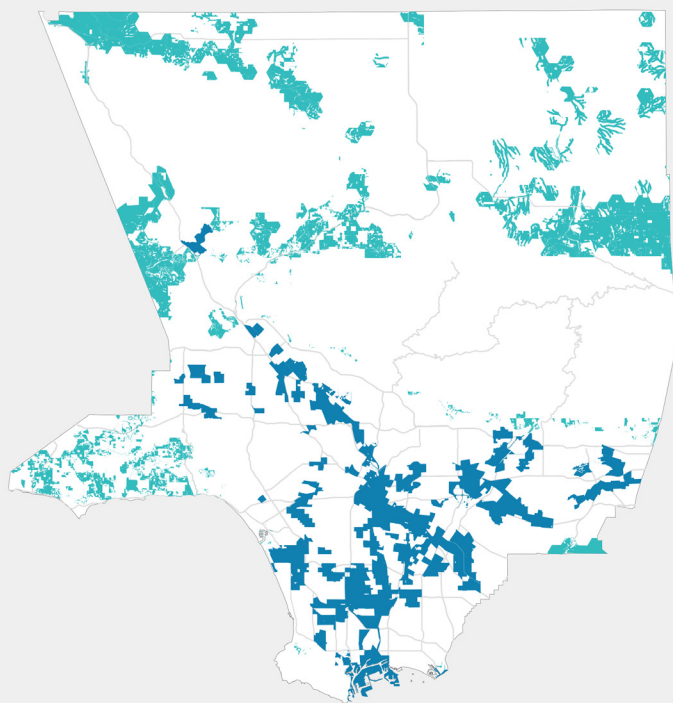
Horizon	Near to Medium Term
Lead County Entity	DRP, DBH
Partners	ACWM, CSO, DBH, LACoFD, LA County Parks, NHM
Topic Tags	Climate Resilience, Landscapes & Ecosystems, Land Use





Action 76: Integrate best practices for sustainable parks into the County's Park Design Guidelines, addressing key issues, such as biodiversity, native plants, shade and cooling, operations and maintenance, and stormwater management.

Horizon	Near Term
Lead County Entity	LA County Parks
Partners	DBH, PW
Topic Tags	Climate Resilience, Landscapes & Ecosystems

Environmental Conservation and Restoration



Priority Areas

-  Priority Areas for Environmental Restoration
-  Priority Areas for Environmental Conservation

In 2022, the Los Angeles County Department of Parks and Recreation completed the [PNA+](#), which complements and offers new information not previously included in the 2016 Parks Needs Assessment ([PNA](#)). Specifically, the PNA+ includes data about access to regional parks, open space, trails, beaches and lakes, and local parks in rural areas, as well as mapping and analyses related to population vulnerability, environmental benefits and burdens, and priority areas for environmental conservation, restoration, and regional and rural recreation.

The State of California has made a commitment to achieve “30x30,” the goal of conserving 30 percent of lands and coastal waters by the year 2030 to fight climate change, advance conservation, and protect biodiversity. Aligning with and expanding on this effort, the PNA+ identifies priority areas for environmental conservation and restoration, which forms the basis for a 30x30 plan for LA County. This strategy reimagines conservation through an equity lens that includes both the protection of natural lands and the restoration of degraded lands, such as brownfields, landfills, and oil fields.

Data Source: LA Countywide Comprehensive Parks and Recreation Needs Assessment Plus, 2022

Goal 5: Thriving ecosystems, habitats, and biodiversity



CHIEF EXECUTIVE OFFICE

Action 77: Implement existing and develop new river corridor master plans to establish comprehensive and coordinated management guidelines for local waterways, prioritizing re-wilding where feasible, while also balancing needs, such as flood management, habitat, biodiversity, and community preference.

Horizon	Near Term
Lead County Entity	PW
Partners	Cities, CSO, DRP, LA County Parks, Wastewater management agencies
Topic Tags	Climate Resilience, Landscapes & Ecosystems, Land Use

Action 78: Facilitate restoration of sandy beaches, dunes, wetlands, kelp forests, and other marine and coastal habitats that support biodiversity, economic activity, and equitable access to recreational activities.

Horizon	Medium Term
Lead County Entity	DBH
Partners	DRP, PW
Topic Tags	Climate Resilience, Economy & Workforce, Landscapes & Ecosystems



Action 79: Explore innovative land management strategies that enable tribal and community stewardship while minimizing administrative and financial burdens.

Horizon	Medium Term
Lead County Entity	LA County Parks
Partners	CEO, DBH, LANAIC
Topic Tags	Landscapes & Ecosystems, Land Use

Coastal Resilience

With predicted sea level rise and intensifying coastal hazards causing extreme erosion, LA County is taking steps to strengthen shoreline resilience. The Department of Beaches & Harbors completed a [Coastal Resilience Study](#) and is developing a Regional Coastal Strategic Adaptation Plan for the stretch of coastline from Leo Carrillo Beach to Torrance Beach. The plan aims to coordinate resilience efforts across multiple jurisdictions and will be informed by both scientific data and community input. As part of this effort, the County will launch a regional shoreline monitoring program to collect data that support long-term planning and decision-making. The final plan will identify and prioritize resilience projects, recommend funding strategies, and outline coalition structures to support implementation. The County is also developing and implementing demonstration living shoreline projects with input from coastal management partners, community-based organizations, academia, and the public and identifying innovative beach management practices. Additionally, to combat coastal erosion, the County is piloting the beneficial reuse of sediment from inland sources, such as flood control infrastructure. The [Sand Compatibility & Opportunistic Use Program](#) aims to increase the resilience of coastal areas by streamlining environmental review and regulatory approval for beach nourishment with locally available sand sources.

The California Coastal Commission adopted the Sea Level Rise Policy Guidance document in August 2015. The document provides a summary of sea level-rise science at that point in time and guidance on how to properly address sea level-rise impacts. The document was updated in 2024 to reflect evolving science, the requirements laid out by Senate Bill 272 (SB 272), and environmental justice considerations. SB 272 requires local governments to develop sea level-rise adaptation plans as part of their Local Coastal Program by January 1, 2034. SB 272 specifically requires the following to be integrated within the sea level-rise adaptation plans:

- Best available science
- A vulnerability assessment
- Adaptation strategies and recommended projects
- Identification of planning and implementation agencies
- An economic impact analysis
- A timeline for updates

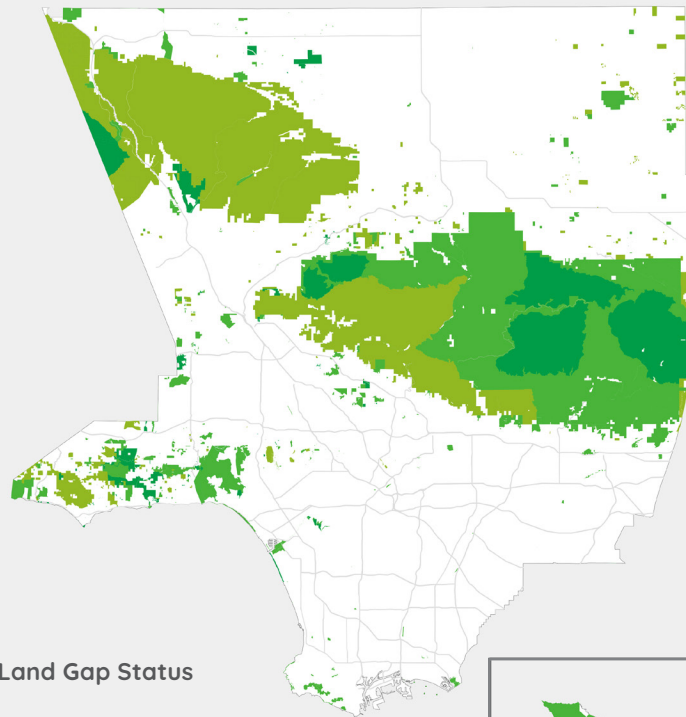
In addition to SB 272 requirements, the updated Sea Level Rise Policy Guidance document also offers direction on how to assess sea level-rise impacts on environmental justice communities, engage these communities in planning and permitting processes, and shape equitable adaptation strategies.

Goal 5: Thriving ecosystems, habitats, and biodiversity

Action 80: Support sanitation districts in exploring options for beneficial reuse of brine to reduce the volume discharged to the environment as a result of wastewater recycling and other water-treatment processes.

Horizon	Near to Medium Term
Lead County Entity	PW
Partners	CSO, DPH, Wastewater management agencies
Topic Tags	Landscapes & Ecosystems, Water





Conserved Terrestrial Land Gap Status

-  GAP 1
-  GAP 2
-  GAP 3

Protected Areas

To track progress and maintain visibility toward the 30x30 goal, [CA Nature](#) provides public conservation data divided by Gap Analysis Program (GAP) Status Codes:

- Status 1: Permanently conserved land with a required management plan where natural disturbances may occur without interference
- Status 2: Permanently conserved land with a required management plan where natural disturbances may be interfered with for a specific purpose
- Status 3: Permanently conserved land that may be subject to extractive practices (mining or logging)

Although the state's 30x30 goal counts only lands classified as GAP 1 and 2—those with the highest levels of biodiversity protection—LA County takes a more inclusive approach by also factoring in GAP 3 lands. These areas, while not managed primarily for conservation, still provide meaningful ecological value and public access. Using this broader lens, 31 percent of the County's total land area is considered conserved. Many city and LA County parks fall under GAP 4 and are not counted by the state, yet they remain vital for recreation, everyday nature access, and urban biodiversity. Sustaining these efforts—through ongoing protection, stewardship, and investment across all types of lands—is essential to conserving biodiversity and ensuring equitable, safe access to nature for all.

Data Source: California Natural Resources Agency

Goal 6: Accessible parks, beaches, recreational waters, public lands, and public spaces that create opportunities for respite, recreation, ecological discovery, and cultural activities



Parks and other open spaces are essential to the health, well-being, and resilience of our communities. They serve as places to gather, play, exercise, and connect with nature, and, for many, they are also places of cultural and spiritual significance, particularly for Native American communities. During emergencies, these spaces can provide critical refuge and even offer access to amenities, such as sinks, kitchens, bathrooms, and shelter.

However, as a result of discriminatory land use practices and historic underinvestment, low-income communities and communities of color often have fewer parks and face greater barriers to accessing quality green space. These disparities extend beyond acreage and include lack of vegetation, shade, amenities, and programming—leaving many residents without the full health, environmental, and social benefits that parks can provide.

To address these long-standing inequities, the County is committed to expanding access to parks and other public spaces, especially in underserved neighborhoods. Recognizing the fiscal constraints facing local governments, the County will pursue creative, cross-sector strategies and prioritize limited resources to advance park equity, protect biodiversity, and restore habitats and degraded lands, ensuring that all residents can enjoy the benefits of nature, now and into the future.



How will we work towards achieving this goal?

Strategy 6A



Improve access to parks, beaches, recreational waters, public lands, and public spaces

Strategy 6B





Implement inclusive design and programming for parks, beaches, public lands, cultural amenities, and public spaces

Goal 6: Accessible parks, beaches, recreational waters, public lands and public spaces that create opportunities for respite, recreation, ecological discovery, and cultural activities

How will we track our progress and performance?

Targets					
	Baseline	Progress	2030 Target	2035 Target	2045 Target
Countywide	49% of residents lived within half a mile of a park or open space as of 2018 Source: Los Angeles County Department of Parks and Recreation	 62% of residents live within a half a mile of a park or open space in 2025	Increase the percentage of residents within half a mile of parks and open space to 70%	Increase the percentage of residents within half a mile of parks and open space to 75%	Increase the percentage of residents within half a mile of parks and open space to 80%
	Two public swimming pools per 100,000 residents, and one splash pad per 100,000 residents Source: Los Angeles County Department of Parks and Recreation	 New target, no progress update	Increase the number of public swimming pools to 2.25 per 100,000 residents and the number of splash pads to 1.25 per 100,000 residents	Increase the number of public swimming pools to 2.50 per 100,000 residents and the number of splash pads to 1.50 per 100,000 residents	Increase the number of public swimming pools to 2.75 per 100,000 residents and the number of splash pads to 1.75 per 100,000 residents

Key:

-  is trending positively  is trending negatively
-  has a neutral trend  is a new target



Strategy 6A

Improve access to parks, beaches, recreational waters, public lands, and public spaces

Parks and other public spaces are important amenities for neighborhoods and can serve as gathering places for the entire community. Public lands may be located in areas of special significance to local Tribes for their traditional practices. Gathering places can help build social connectedness, which improves a community's ability to deal with disasters and overall resilience. These spaces can also serve as refuge during disasters.

It is essential that all LA County residents have access to a park, beach, recreational space, or other public land and space within a reasonable distance. Not only must these areas be accessible to everyone, but they must be well maintained and safe for our communities. OurCounty actions intend to grow and improve these assets and expand access to parks and other public lands and spaces.

Action 81: Collaborate with cities and agencies to plan, implement, and maintain parks, trails and greenways, plazas, vacant lot adoptions, and joint-use green schoolyards in neighborhoods with Very High/High park need and/or critical habitat gaps.

Horizon	Ongoing
Lead County Entity	LA County Parks
Partners	Cities, DPH, DRP, Library, PW, School Districts
Topic Tags	Landscapes & Ecosystems, Public Health

Action 82: Implement the Community Parks and Recreation Plans, Countywide Parks Needs Assessment (PNA) and Parks Needs Assessment Plus (PNA+), prioritizing park projects in Very High/High park need areas and priority areas for regional recreation, rural recreation, conservation, and restoration.

Horizon	Near to Medium Term
Lead County Entity	LA County Parks
Partners	Cities
Topic Tags	Landscapes & Ecosystems, Public Health

Goal 6: Accessible parks, beaches, recreational waters, public lands and public spaces that create opportunities for respite, recreation, ecological discovery, and cultural activities

Indigenous Peoples Day Report and “We Are Still Here” Report

Both the [Indigenous Peoples Day Report](#) and the [We Are Still Here Report](#) are products of a larger U.S. movement aiming to recognize the historical and ongoing injustices faced by Indigenous communities. The reports are based on information shared with the Los Angeles City/County Native American Indian Commission by members of local Tribal nations and urban American Indian and Alaska Native community members.

The Indigenous Peoples Day Report, published in 2021, identifies the barriers, including administrative practices and policies, that prevent local indigenous groups from pursuing cultural and religious practices on County lands. In collaboration with the County, local Tribal leaders and American Indian and Alaska Native community members provided recommendations to dismantle these barriers, including waiving event permitting fees, hiring tribal practitioners for land stewardship, developing land exclusivity agreements, and mandating staff educational events to promote cultural literacy.

The We Are Still Here Report, published in 2023, results from a motion calling on the County to acknowledge and apologize for the mistreatment of Native communities and take concrete action to rectify this harm. Report recommendations include establishing a Tribal Relations Office staffed with Native members, creating policies for land return, providing affordable housing and tax revenue sharing with Tribes, and incorporating indigenous history into County education.

Action 83: Implement the County’s Bicycle Master Plan, including providing safe and convenient connections to open spaces, parks, beaches, mountains, trails, recreation facilities, transit stations, and bus stops.

Horizon	Ongoing
Lead County Entity	PW
Partners	DBH, LA County Parks, Metro and other transit agencies
Topic Tags	Landscapes & Ecosystems, Public Health, Transportation

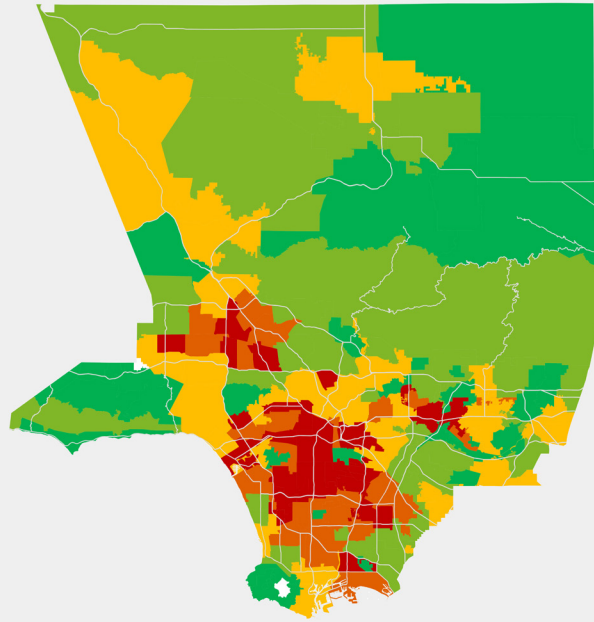
Action 84: Implement recommendations from the Indigenous Peoples’ Day Report and the We Are Still Here report to address barriers to observance of traditional practices, particularly on County-owned land.

Horizon	Near Term
Lead County Entity	LANAIC
Partners	CSO
Topic Tags	Landscapes & Ecosystems



Park Need

- Very Low
- Low
- Moderate
- High
- Very High



Los Angeles Countywide Parks and Recreation Needs Assessment

The [Los Angeles Countywide Parks and Recreation Needs Assessment](#) (PNA) is a comprehensive study of the diverse parks and recreation facilities throughout LA County's cities and unincorporated communities. Prepared by LA County Parks, the PNA gathered data to determine the scope, scale, and location of park needs in the County. Since its adoption in July 2016, the PNA has been invaluable in guiding planning, decision-making, and resource allocation for parks and recreation. Specifically, the PNA informs the allocation and distribution of funding from Measure A, the Safe, Clean Neighborhood Parks and Beaches Measure, approved by voters in November 2016.

Areas with High and Very High park need vary considerably in their locations and socioeconomic and demographic characteristics and include communities such as East Los Angeles, Pacoima, Walnut Park, and West Athens-Westmont. The County average is 3.3 acres of park land per 1,000 residents. Areas with High park need have an average of 1.6 park acres per 1,000 residents, while areas with Very High need have less than an acre of park land per 1,000 residents.

Since 2016, LA County Parks, other park agencies, and our partners have collectively tackled park inequities by creating new parks and improving existing ones across the County, especially in Very High and High park need communities. However, more work remains to be done. For example, the [PNA+](#) reveals that although rural areas are relatively rich in parkland, they are lacking in certain amenities, especially water-based recreation facilities, such as swimming pools and splash pads, as well as shaded seating, play areas, and multiuse trails.

Data Source: LA Countywide Comprehensive Parks and Recreation Needs Assessment, 2016

Goal 6: Accessible parks, beaches, recreational waters, public lands and public spaces that create opportunities for respite, recreation, ecological discovery, and cultural activities

Action 85: Simplify permitting and administrative processes to facilitate community-led events and programs in County-owned spaces.

Horizon	Near Term
Lead County Entity	CSO
Partners	DBH, ISD, LA County Parks, Library
Topic Tags	Equitable Engagement & Transparency

Action 86: Enhance the public notification system and multilingual outreach to expand access to timely water quality information for recreational waterbodies.

Horizon	Near Term
Lead County Entity	DPH
Partners	DBH
Topic Tags	Public Health, Water



CHIEF EXECUTIVE OFFICE



CHIEF EXECUTIVE OFFICE

Goal 6: Accessible parks, beaches, recreational waters, public lands and public spaces that create opportunities for respite, recreation, ecological discovery, and cultural activities

Strategy 6B

Implement inclusive design and programming for parks, beaches, public lands, cultural amenities, and public spaces

Parks, beaches, and other public spaces must be inclusive and welcoming to all residents, regardless of age, ability, language, or background. Accessible features—such as thoughtfully designed playgrounds, restrooms, signage, and trails—help ensure that people with diverse needs and abilities can fully enjoy public spaces. To strengthen accessibility efforts, the County is incorporating the principles of Universal Design, which go beyond minimum requirements to make spaces usable for people of all ages and abilities.

Inclusivity also extends to programming. Both large regional parks and smaller local parks should offer opportunities that reflect the County’s cultural and linguistic diversity and support meaningful participation in recreation, learning, and community life. Public spaces also serve as important venues for celebrating arts, culture, and heritage.

By embedding accessibility and inclusion into both physical spaces and programming, parks and public lands can foster connection, belonging, and equity, ensuring that all communities throughout Los Angeles County are able to benefit from and enjoy these shared resources.

Action 87: Offer diverse programs and events—especially in Very High/High park need areas—to meet community needs and activate public spaces, including Parks After Dark, farmers markets, concerts, movie nights, adaptive and culturally relevant activities, and vendor opportunities that support small businesses, including through street closures.

Horizon	Ongoing
Lead County Entity	DBH, LA County Parks
Partners	Arts & Culture, DEO, DPH
Topic Tags	Landscapes & Ecosystems, Public Health



Action 88: Include civic art as part of design, capital projects, climate infrastructure (such as shade structures), and programming for parks, beaches, public lands, cultural amenities, and public spaces.

Horizon	Ongoing
Lead County Entity	Arts & Culture
Partners	DBH, LA County Parks, PW
Topic Tags	Landscapes & Ecosystems

Action 89: Integrate artists, cultural organizations, community members, and local Tribes in planning processes and project development for parks, public lands, and public spaces to support equitable development and access to arts and culture.

Horizon	Ongoing
Lead County Entity	Arts & Culture
Partners	DBH, LA County Parks
Topic Tags	Equitable Engagement & Transparency, Landscapes & Ecosystems



CHIEF EXECUTIVE OFFICE

Goal 7: A fossil fuel-free LA County



LA County is already experiencing the impacts of climate change—from wildfires to droughts to extreme heat. Advancing the County’s carbon neutrality goals by eliminating fossil fuels not only helps mitigate climate change but significantly reduces other harmful local pollutants that disproportionately impact low-income communities and communities of color. With a focus on the largest sources of greenhouse gas emissions, significant strides are being made to shift to a zero-emissions future.

A transition of this magnitude requires thoughtful policies and programs to ensure that a just, equitable, and resilient system is put in place. Communities cannot be disproportionately burdened with the cost or the infrastructure associated with this transition. At the same time, increased reliance on electricity to power our buildings and vehicles demands a robust and resilient energy system that benefits everyone.

Leveraging advancements in new zero-emission technology while thoughtfully balancing social, economic, and environmental impacts will be critical. To this end, the County will continue to implement policies, programs, and projects to help eliminate fossil fuels and support communities through this transition.



How will we work towards achieving this goal?

Strategy 7A

Transition to a zero-carbon energy system that reduces air and climate pollution and minimizes the dangers of a changing climate to our communities and economy

Strategy 7B

Create a zero-emission transportation system

Goal 7: A fossil fuel-free LA County



How will we track our progress and performance?

Targets					
	Baseline	Progress	2030 Target	2035 Target	2045 Target
Countywide	<p>Countywide greenhouse gas (GHG) emissions totaled 105 million MTCO₂e in 2015</p> <p>Source: 2015 LA County GHG Emissions Inventory</p>	<p>↔ A countywide GHG inventory has not been completed since 2015</p>	Achieve a 40% reduction in GHG emissions	Achieve a 50% reduction in GHG emissions	Achieve carbon neutrality
	<p>LA County generated about 4,118 GWh of renewable energy in 2023</p> <p>Source: California Energy Commission Utility Renewable Generation</p>	<p>⊕ New target, no progress update</p>	Increase renewable electrical generation to at least 5,400 GWh	Increase renewable electrical generation to at least 6,500 GWh	Increase renewable electrical generation to at least 9,500 GWh
	<p>LA County had 7,347 public EV chargers* in 2020</p> <p>* Previous baseline was reported in terms of charging stations, which may include multiple chargers. This has been updated to reflect the count of individual chargers.</p> <p>Source: California Energy Commission Zero Emission Vehicle and Infrastructure Statistics Dashboard</p>	<p>⬆ LA County had 28,281 public EV chargers as of February 2025</p>	60,000 public EV chargers	130,000 public EV chargers	225,000 public EV chargers





Key:

- ⬆ is trending positively
- ⬇ is trending negatively
- ↔ has a neutral trend
- ⊕ is a new target



Targets					
	Baseline	Progress	2030 Target	2035 Target	2045 Target
Unincorporated	<p>The unincorporated County generated 5.5 million MTCO₂e of GHG emissions in 2015</p> <p>Source: 2045 Climate Action Plan</p>	<p> The unincorporated County generated 5.2 million MTCO₂e of GHG emissions in 2018</p> <p>Source: 2045 Climate Action Plan</p>	Achieve a 40% reduction in GHG emissions	Achieve a 50% reduction in GHG emissions	Achieve carbon neutrality
County Operations	<p>County operations generated 1.3 million MTCO₂e of GHG emissions in 2009</p> <p>Source: LA County 2023 Municipal Greenhouse Gas Inventory*</p> <p>* This baseline has changed per the latest inventory report and methodology.</p>	<p> County operations generated 0.8 million MTCO₂e of GHG emissions in 2023</p>	Achieve a 50% reduction in GHG emissions	Achieve a 60% reduction in GHG emissions	Achieve carbon neutrality

Key:

-  is trending positively  is trending negatively
-  has a neutral trend  is a new target

Strategy 7A

Transition to a zero-carbon energy system that reduces air and climate pollution and that minimizes the dangers of a changing climate to our communities and economy

Energy serves a vital role in the economy and everyday lives of people, but an energy system reliant on fossil fuel also has detrimental impacts on local air pollution and greenhouse gases. LA County has pushed to reduce its production and use of fossil fuels while transitioning toward clean, renewable energy.

The benefits of this transition must be equitably distributed across the region so that all communities can experience the public health and resilience co-benefits. This includes expanding distributed generation and microgrids, upgrading infrastructure to support the grid, and addressing community and environmental concerns related to new technologies. Clean energy investments should strengthen, rather than burden, the surrounding communities and ecosystems, and OurCounty will work to ensure these improvements are felt by all residents.

Action 90: Develop a publicly accessible community energy map that identifies opportunities for deploying distributed energy resources and microgrids to improve energy resiliency in climate vulnerable communities.

Horizon	Near Term
Lead County Entity	CSO
Partners	PW, Utilities
Topic Tags	Climate Resilience, Energy

Action 91: Maximize the installation of solar and energy storage systems on County property, including requiring solar on new facilities, whenever cost-effective.

Horizon	Near Term
Lead County Entity	ISD
Partners	DHS, LACDA, LACoFD, LA County Parks, PW, Sheriff, Utilities
Topic Tags	Climate Resilience, Energy



Clean Power Alliance and 100% Clean Energy

Expanding access to clean, affordable energy is central to LA County’s climate and equity goals. It is the reason why the County initiated the creation of the [Clean Power Alliance](#) (CPA), a not-for-profit electricity provider to over 1 million customers in LA and Ventura Counties. The majority of its customers receive 100 percent clean, renewable energy at competitive rates. This has significantly reduced greenhouse gas emissions, improved air quality, and supported green jobs in the region. By giving communities more control over their energy mix, CPA plays a key role in accelerating the region’s transition to a fossil fuel-free LA County.

Action 92: Develop and adopt an updated renewable energy ordinance that advances renewable energy and storage technologies in ways that prioritize community safety, energy resilience, and environmental justice.

Horizon	Near Term
Lead County Entity	DRP
Partners	CSO
Topic Tags	Climate Resilience, Energy, Greenhouse Gas Reduction, Land Use

Goal 7: A fossil fuel-free LA County

Action 93: Identify suitable areas and incentives for the development of renewable energy technology that also address community concerns.

Horizon	Near Term
Lead County Entity	DRP
Partners	CSO, ISD
Topic Tags	Climate Resilience, Energy, Greenhouse Gas Reduction, Land Use

Action 94: Advocate at the state and local level for an equitable transition away from natural gas utilities and infrastructure.

Horizon	Near Term
Lead County Entity	CSO
Partners	CEO
Topic Tags	Air Quality, Energy, Greenhouse Gas Reduction



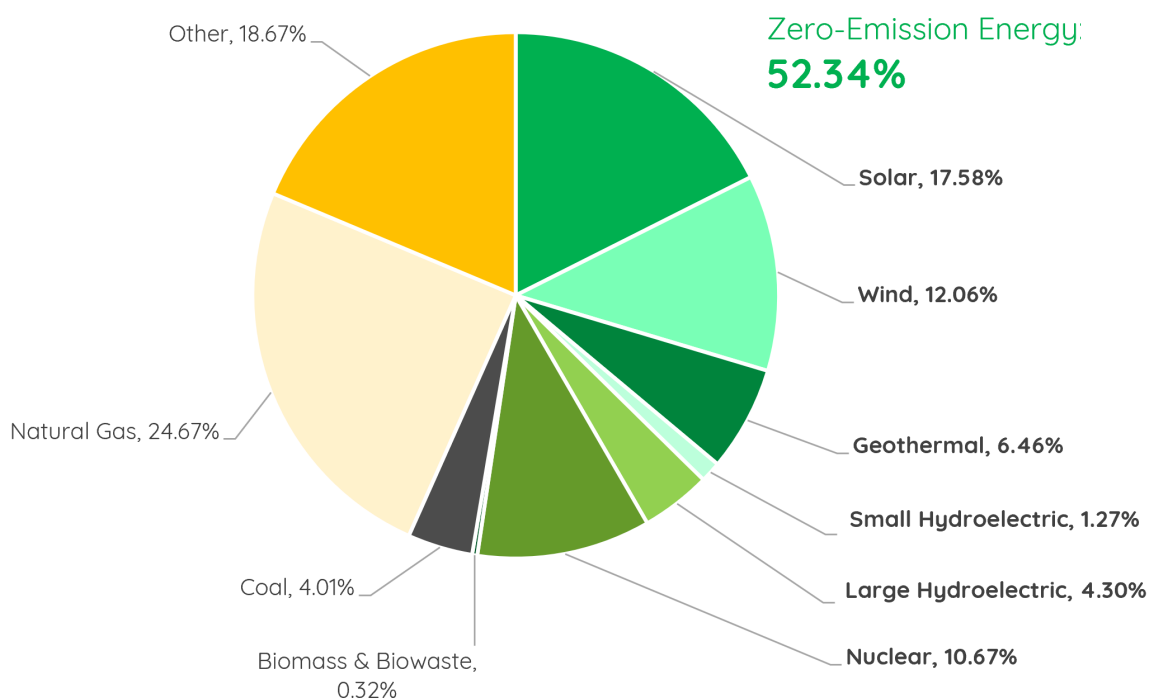
CHIEF EXECUTIVE OFFICE



Action 95: Transition all County facilities to a renewable energy supply, including those in incorporated LA County.

Horizon	Medium Term
Lead County Entity	CSO, ISD
Partners	Utilities
Topic Tags	Air Quality, Energy, Greenhouse Gas Reduction

Electric Grid Sources (2023)

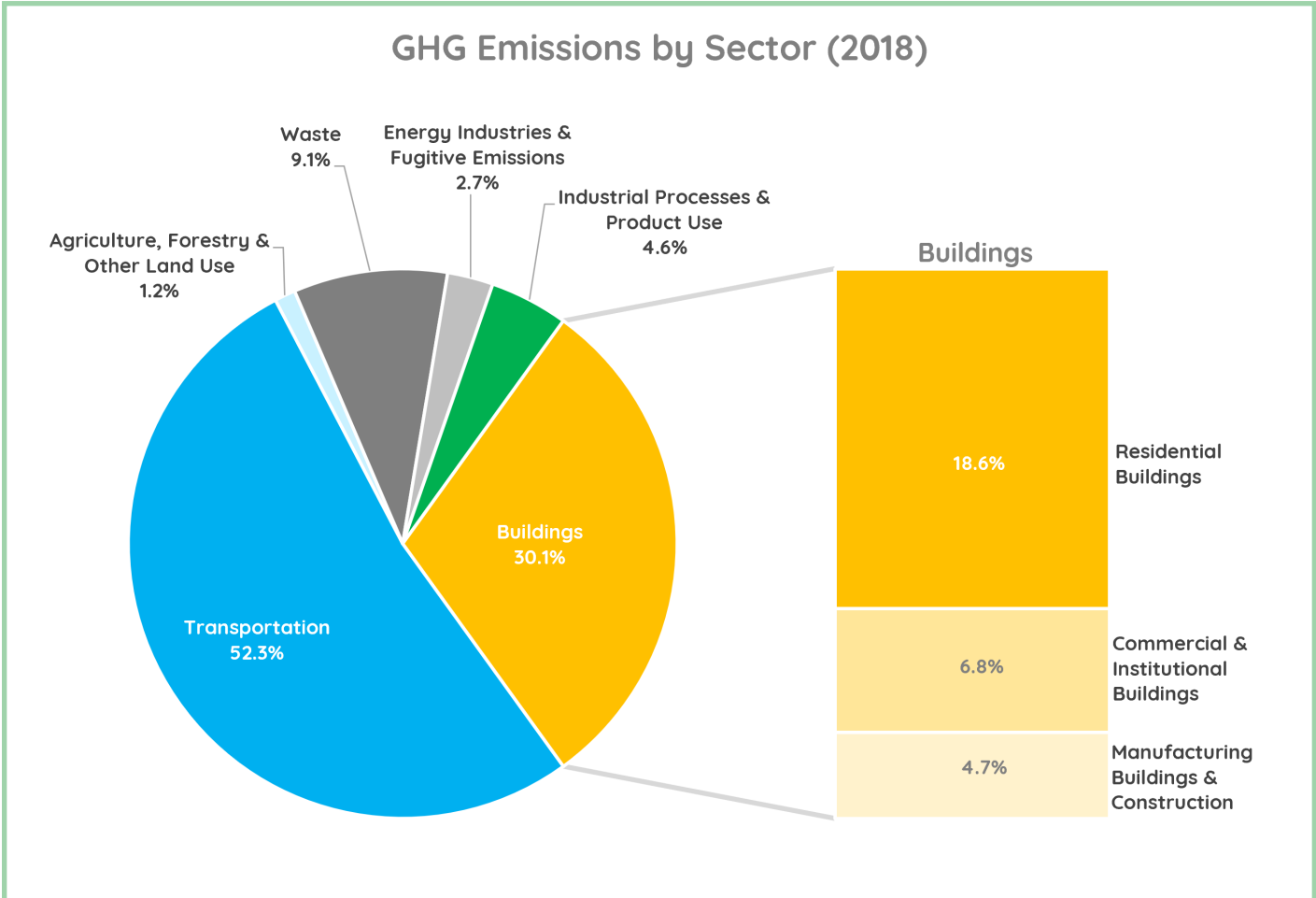


Electric Grid Sources

The share of zero-emission energy used across LA County grew from 44 percent in 2017 to 52 percent in 2023. The rest of the electricity comes from natural gas, coal, and other. The Other category includes 19 percent from electricity bought on the open market, which cannot be traced to a specific source, and 0.06 percent from sources without a defined fuel. In 2026, a more detailed breakdown of open-market electricity will be available; it will differentiate between renewables, zero-carbon energy, and fossil fuels.

Data Source: California Energy Commission Power Content Label program

Goal 7: A fossil fuel-free LA County



The Los Angeles County 2045 Climate Action Plan

As climate change intensifies, LA County is advancing bold strategies to reduce emissions and promote environmental equity. The [Los Angeles County 2045 Climate Action Plan](#) provides a roadmap to achieve carbon neutrality in unincorporated areas, aligning with the goals of the Paris Agreement and state climate mandates. Focusing on community-wide activities, the plan prioritizes actions that deliver co-benefits for residents, such as improved air quality, job creation, and public health, particularly in disadvantaged communities. It sets a near-term target to cut greenhouse gas emissions by 40 percent below 2015 levels by 2030, laying the groundwork for a carbon-neutral future. In 2018, emissions in unincorporated LA County from the transportation sector represented more than half of all emissions. The buildings sector was the next biggest sector contributing 30 percent of annual greenhouse gas emissions.

Data Source: LA County 2045 Climate Action Plan



Action 96: Develop policy recommendations to ensure that environmental and community concerns are addressed in emerging energy sectors, such as green hydrogen and offshore wind.

Horizon	Near Term
Lead County Entity	CSO, DRP
Partners	
Topic Tags	Air Quality, Energy, Greenhouse Gas Reduction

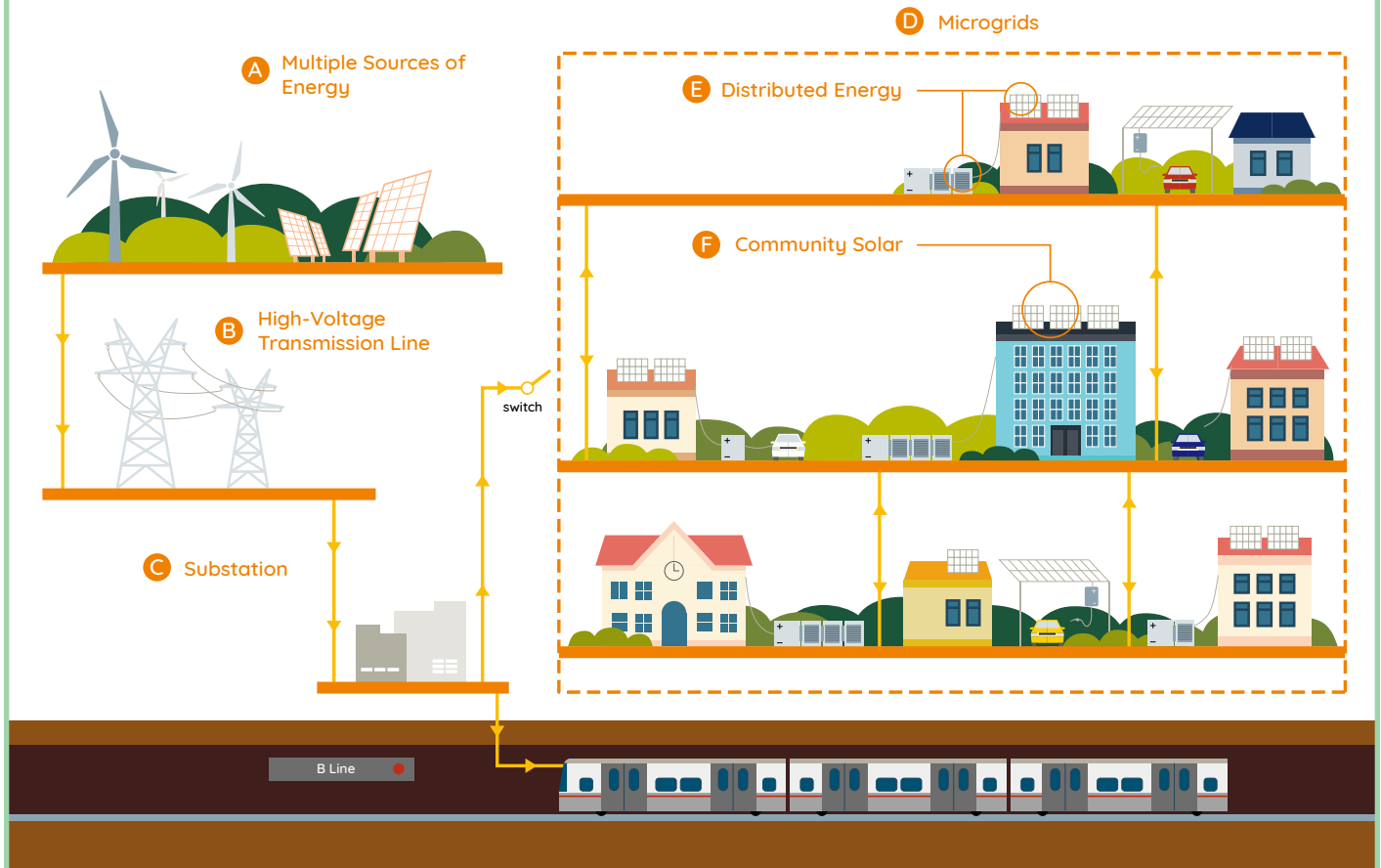
Action 97: Identify the sustainability impacts of AI data centers on LA County and policy levers for addressing water and energy demand.

Horizon	Near Term
Lead County Entity	CSO
Partners	ISD, PW
Topic Tags	Energy, Greenhouse Gas Reduction, Water



Goal 7: A fossil fuel-free LA County

Energy Infrastructure



A—Multiple Sources of Energy

Power for residential, commercial, institutional, and industrial uses is generated by multiple sources of energy, including solar and wind sources. It can then be stored through the use of batteries to save excess energy for later distribution.

B—High-Voltage Transmission Line

Direct current (DC) electricity is then converted to high-voltage alternating current (AC) and delivered through a network of transmission lines.

C—Substation

A substation steps down the voltage and sends the electricity to distribution lines, which are connected to homes and businesses, or to a microgrid that includes homes and businesses.

D—Microgrids

Microgrids are groups of distributed energy resources that can connect and disconnect from the grid to enable operation in both grid-connected and “island mode.”

E—Distributed Energy

Rooftop solar energy systems connected to battery storage and similar technologies can meet local demand as well as distribute power to the rest of the grid.

F—Community Solar

Local solar energy installations can generate and supply electricity to multiple customers within a specific geographic area. Participants typically pay to reserve a portion of the system’s output. As the system generates electricity, participants receive credits on their energy bill.



Strategy 7B

Create a zero-emission transportation system

For more than 50 years, California has led and continues to lead in reducing pollution from vehicles. With the advancement of zero-emission vehicles and infrastructure, the state and LA County have seen a rapid transformation in the transportation sector that should reduce pollution and deliver cleaner air, especially for residents who live near major roadways.

To drive this transformation, LA County will lead by example, transitioning its own fleet to zero-emission vehicles while also working to accelerate change in more challenging areas, such as freight, rail, and off-road equipment. At the same time, we will embrace emerging technologies that reduce emissions and improve mobility options. Achieving a truly zero-emission transportation system means staying focused not only on vehicles but also on safety, accessibility, affordability, and equity, so that all communities benefit from cleaner air and greater opportunity.

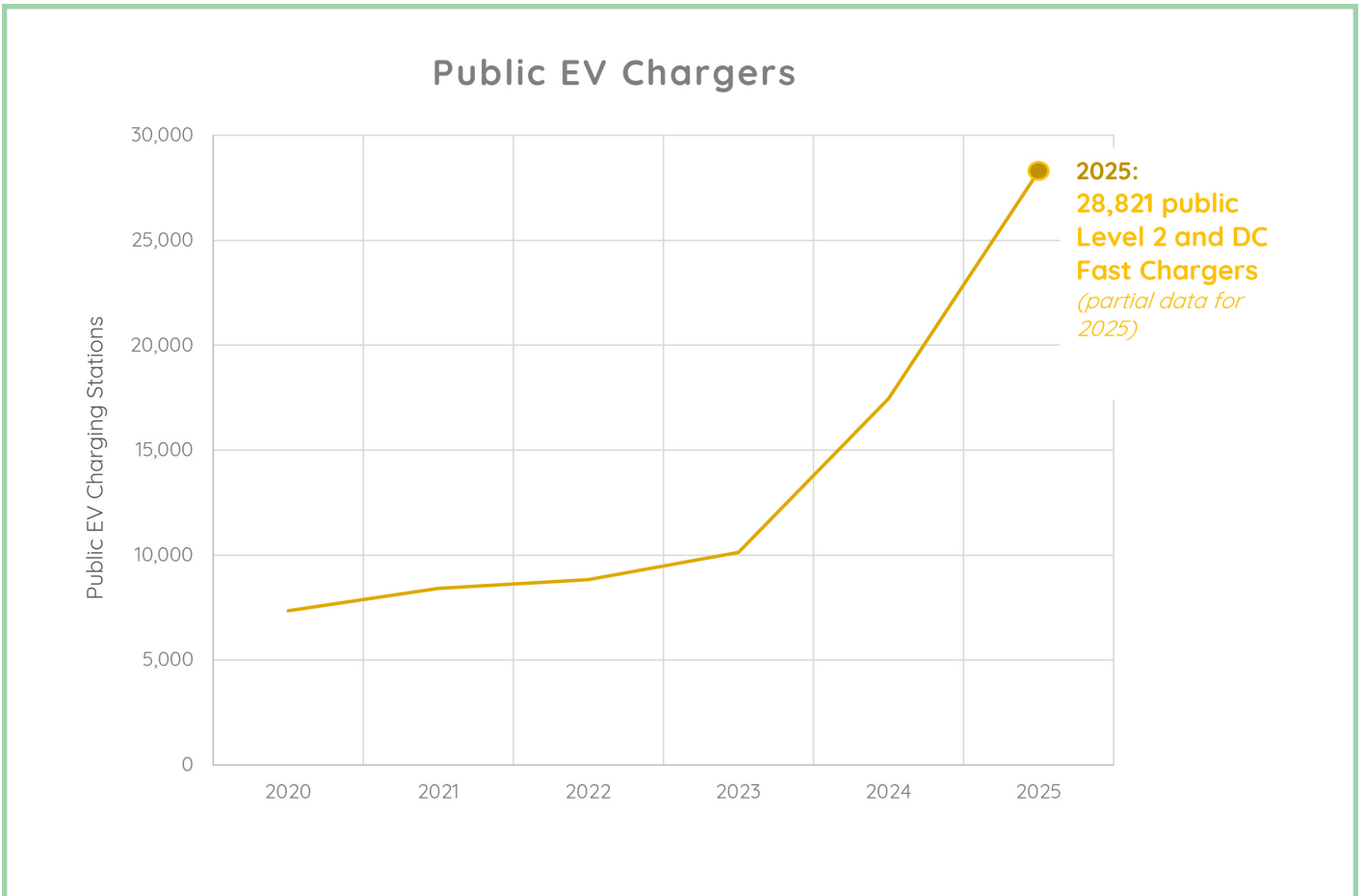
Action 98: Install 5,000 electric vehicle (EV) chargers at County facilities and properties for public, employee, and fleet use, prioritizing locations in disadvantaged communities.

Horizon	Medium Term
Lead County Entity	ISD
Partners	DBH, LACoFD, LA County Parks, Metro, PW, Sheriff
Topic Tags	Air Quality, Greenhouse Gas Reduction, Transportation

Action 99: Partner with equipment manufacturers to pilot zero-emission public safety vehicles, including a Sheriff pursuit vehicle and transport bus and LA County Fire Department (LACoFD) fire engine.

Horizon	Medium Term
Lead County Entity	LACoFD, Sheriff
Partners	
Topic Tags	Air Quality, Greenhouse Gas Reduction, Transportation

Goal 7: A fossil fuel-free LA County



EV Chargers

To scale up the adoption of EVs, a robust network of chargers has to be available to facilitate reliable and efficient long-distance travel. As of February 2025, LA County has more than 28,000 EV chargers, up from just 1,000 in 2018 and only 101 in 2012. These chargers vary in charging speed and type, ranging from Level 2 (moderate) chargers to DC fast chargers, which can rapidly power up vehicles in under an hour. Level 1 chargers are also a part of the EV charging network but are most often found in residential buildings or private locations and charge at a much slower rate than Level 2 or DC fast chargers.

Data Source: U.S. Department of Energy



Action 100: Update the circulation element of the General Plan to incorporate a Truck Route Master Plan to identify and establish specific truck travel routes for safe and efficient transport and prioritize the reduction of emissions exposure for vulnerable populations, including avoiding residential areas and sensitive receptors.

Horizon	Near Term
Lead County Entity	PW
Partners	DPH, Metro and other transit agencies
Topic Tags	Air Quality, Transportation

Action 101: Partner with local and regional agencies, private freight movers, community-based organizations (CBOs), and community members along key freight corridors to implement green goods movement technologies, such as medium- and heavy-duty zero-emission vehicle infrastructure at County facilities, through initiatives like Metro's I-710 Corridor Project or use of County properties for refueling.

Horizon	Medium Term
Lead County Entity	CSO
Partners	Metro, PW
Topic Tags	Air Quality, Greenhouse Gas Reduction, Transportation

Action 102: Incentivize the transition to zero-emission cargo handling equipment at the San Pedro Bay Port Complex in partnership with the Ports of Los Angeles and Long Beach, labor organizations, and community stakeholders.

Horizon	Near Term
Lead County Entity	CSO
Partners	
Topic Tags	Air Quality, Greenhouse Gas Reduction, Transportation

Goal 7: A fossil fuel-free LA County

Transportation Electrification Partnership and Clean Energy Partnership

Regional collaboration is essential to meeting LA County's climate and air quality goals, especially ahead of major global events like the 2028 Olympic and Paralympic Games. The [Transportation Electrification Partnership](#), convened by the Los Angeles Cleantech Incubator (LACI), brings together 25 public and private sector members to accelerate zero-emission transportation and goods movement. The partnership has set a target to reduce greenhouse gas emissions and air pollution by an additional 25 percent beyond existing commitments by 2028, guided by the Zero Emissions 2028 Roadmap.

LACI also convenes the [Clean Energy Partnership](#), which focuses on transitioning to 100 percent clean energy while meeting the growing demands of transportation electrification, building decarbonization, and grid resilience. This partnership includes representatives from state agencies, utilities, local governments, startups, and industry leaders. Through the Clean Energy 2028 Roadmap, the group aims to cut emissions by an additional 15 percent across the electricity, building, and transportation sectors by 2028.

These partnerships help align regional actors with bold, coordinated action to accelerate a cleaner and healthier future.





Action 103: Support the transition to a zero-emission rail system for goods movement by coordinating with regional, state, and federal agencies to invest in electrified rail infrastructure, prioritize zero-emission technology upgrades at railyards, and reduce emissions in communities disproportionately impacted by freight corridors.

Horizon	Near Term
Lead County Entity	CSO
Partners	
Topic Tags	Air Quality, Greenhouse Gas Reduction, Transportation

Action 104: Implement the Zero-Emission Vehicle (ZEV) Master Plan, including ZEV infrastructure deployment; partnerships with relevant private, government, and nongovernment entities; workforce training opportunities; and advancing the County's zero-emission fleet goals.

Horizon	Medium Term
Lead County Entity	ISD
Partners	All departments
Topic Tags	Air Quality, Economy & Workforce, Greenhouse Gas Reduction, Transportation

Goal 8: A convenient, safe, clean, and affordable transportation system that enhances mobility and quality of life while reducing car dependency



With voter-approved funding and federal grants, investments in public transportation are driving new and expanded options for residents to move away from single-occupancy private vehicles. This comes at a critical time, after ridership declined during the COVID-19 pandemic and with the 2028 Olympic and Paralympic Games approaching.

For decades, government and other institutions, both nationally and locally, have prioritized private vehicle travel at the expense of other modes. Today, automobile infrastructure still dominates the built environment. Most LA County residents take trips in private vehicles, emitting vast quantities of harmful pollutants into the air. By developing programs that focus on reducing the number of miles people travel in private vehicles, the County will help people choose alternatives to single-occupancy vehicles. These programs will expand residents' mobility, including those for whom limited automobile access translates into stifled economic opportunity.

The County will prioritize public transit as the most efficient way to move people. Transit will be the backbone of the transportation system, while other modes and new technologies, including walking, biking, and e-scooters, will support a reduction in vehicle miles traveled.



How will we work towards achieving this goal?

Strategy 8A

Reduce vehicle miles traveled by prioritizing alternatives to single-occupancy vehicles

Strategy 8B

Improve transportation health and safety outcomes

Goal 8: A convenient, safe, clean, and affordable transportation system that enhances mobility and quality of life while reducing car dependency

How will we track our progress and performance?

Targets					
	Baseline	Progress	2030 Target	2035 Target	2045 Target
Countywide	<p>About 11% of all commute trips in LA County were made by foot, bike, micro-mobility, or public transit in 2017</p> <p>Source: U.S. Census</p>	<p>↔ About 11% of all commute trips in LA County were made by foot, bike, micro-mobility, or public transit in 2023</p>	<p>Increase to at least 15% of all commute trips by foot, bike, micromobility, or public transit</p>	<p>Increase to at least 30% of all commute trips by foot, bike, micromobility, or public transit</p>	<p>Increase to at least 50% of all commute trips by foot, bike, micromobility, or public transit</p>
	<p>LA County tallied 21.9 average daily vehicle miles traveled (VMT) per capita in 2017</p> <p>Source: Caltrans</p>	<p>↑ LA County tallied 20.2 average daily VMT per capita in 2022</p>	<p>Reduce average daily VMT per capita to 18 miles</p>	<p>Reduce average daily VMT per capita to 15 miles</p>	<p>Reduce average daily VMT per capita to 10 miles</p>
	<p>Average transportation costs as a share of income (Transportation Cost Index) is 17% in LA County</p> <p>Source: Center for Neighborhood Technology</p>	<p>⊕ New target, no progress update</p>	<p>Reduce average Transportation Cost Index to 12%</p>	<p>Reduce average Transportation Cost Index to 10%</p>	<p>Reduce average Transportation Cost Index to 5%</p>
	<p>There were 618 traffic-related fatalities in 2015</p> <p>Source: Transportation Injury Mapping System</p>	<p>↑ There were 606 traffic-related fatalities in 2024</p>		<p>Eliminate traffic-related fatalities</p>	<p>Maintain zero traffic-related fatalities</p>

Key:

- ↑ is trending positively ↓ is trending negatively
- ↔ has a neutral trend ⊕ is a new target



Strategy 8A

Reduce vehicle miles traveled by prioritizing alternatives to single-occupancy vehicles

Reducing the need for single-occupancy and privately owned vehicles not only promotes health and cleaner air but also lessens the impact of cars on the environment. LA County voters have taken steps over the past decade to commit to public transit through the passage of Measures R and M.

Providing people with real alternatives to sitting alone in a car can improve the quality of life for everyone, not just those who have a car. Ride-hailing services, micromobility services like on-demand scooters, autonomous vehicles, and other innovations are dramatically changing the County’s transportation network. At the same time, the growing prevalence of telecommuting, accelerated by the COVID-19 pandemic, is creating a trend of fewer commuting trips, alleviating rush-hour congestion. Still, after an initial decline, private passenger vehicle miles are quickly rebounding to pre-pandemic levels.

By proactively engaging with new transportation options and expanding transit through partnerships with LA Metro and Metrolink, among others, the County can increase the likelihood that people choose alternatives to private vehicles, and that these alternatives are equitably implemented.

The need to transition away from single-occupancy vehicles is further underscored by upcoming large-scale special events, like the World Cup and Olympic and Paralympic Games, which require coordinated investments in multimodal infrastructure, wayfinding, and crowd management to reduce congestion and maximize safety and accessibility.

Shifting away from a car-dominated approach will also help free up land and infrastructure currently dedicated to automobiles. These spaces may instead be used for housing, public space, and other people-centered priorities.

To drive this transformation, LA County will lead by example, transitioning its own fleet to zero-emission vehicles while also working to accelerate change in more challenging areas, such as freight, rail, and off-road equipment. At the same time, we will embrace emerging technologies that reduce emissions and improve mobility options. Achieving a truly zero-emission transportation system means staying focused not only on vehicles but also on safety, accessibility, affordability, and equity, so that all communities benefit from cleaner air and greater opportunity.

Action 105: Support local jurisdictions and transit agencies in prioritizing public transportation, such as through Metro and the City of Los Angeles’ efforts to develop and implement a “Transit First” policy.

Horizon	Near Term
Lead County Entity	PW
Partners	Metro and other transit agencies
Topic Tags	Greenhouse Gas Reduction, Public Health, Transportation

Goal 8: A convenient, safe, clean, and affordable transportation system that enhances mobility and quality of life while reducing car dependency

Action 106: Support Metro’s efforts to install bus-only lanes and signal prioritization along major thoroughfares, as well as its coordination with transit agencies and neighboring jurisdictions to plan and install full bus rapid transit infrastructure along priority corridors.

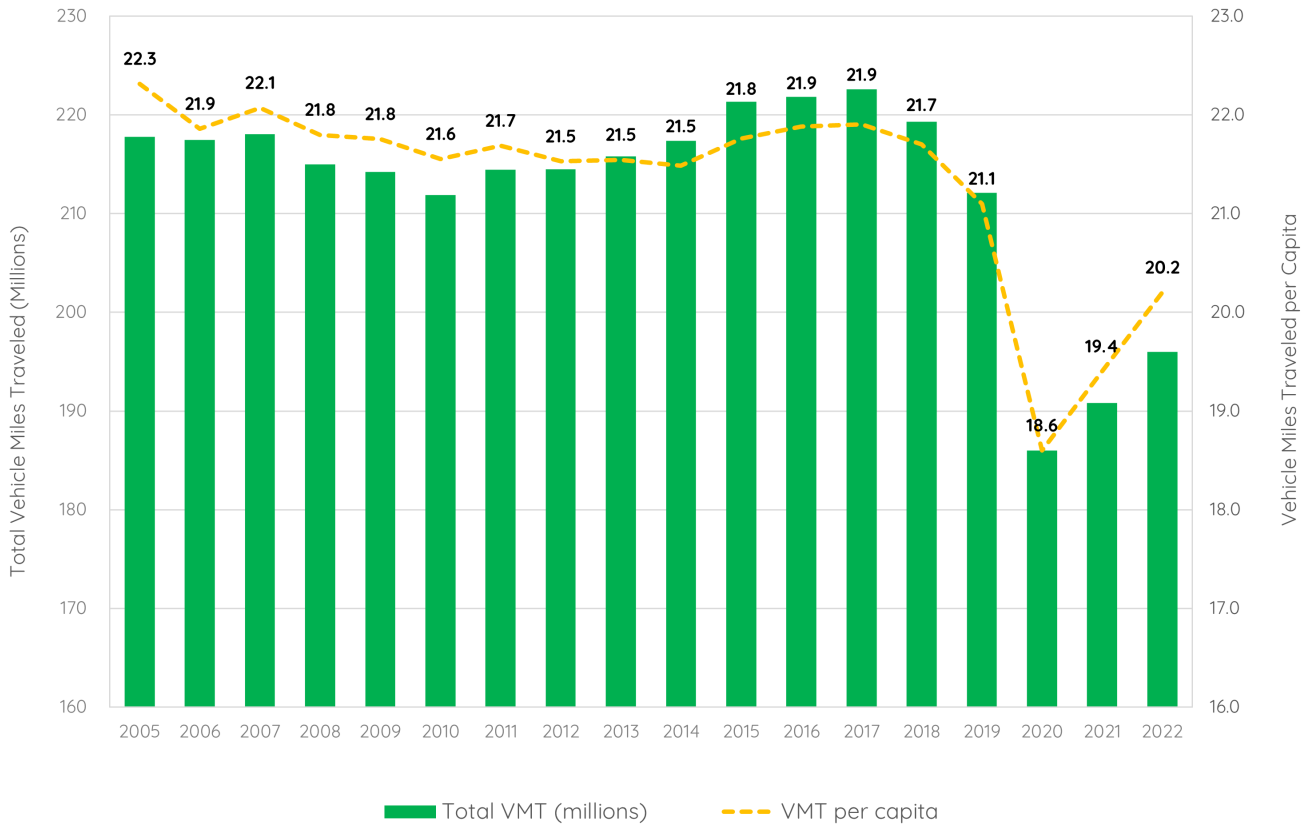
Horizon	Near to Medium Term
Lead County Entity	PW
Partners	Cities, Metro and other transit agencies
Topic Tags	Air Quality, Greenhouse Gas Reduction, Transportation

Action 107: Enhance parking strategies to expand the use of active transportation and maximize land use efficiency, such as eliminating minimum parking requirements for all new residential units, establishing parking maximums within a half-mile of high-quality transit stops, creating and expanding parking benefit districts, and incentivizing developers to provide less-than-maximum allowable parking.

Horizon	Medium Term
Lead County Entity	DRP
Partners	PW, Sheriff
Topic Tags	Housing, Land Use, Transportation

Action 108: Develop and implement a transportation demand management (TDM) ordinance that requires developers to incorporate measures such as subsidized transit passes and car share.

Horizon	Near to Medium Term
Lead County Entity	CSO, PW
Partners	DRP, Metro and other transit agencies
Topic Tags	Air Quality, Greenhouse Gas Reduction, Transportation



Vehicle Miles Traveled

Total vehicle miles traveled (VMT) is one indicator of an area's dependence on single-occupant vehicle travel. This mode of travel, while often perceived as the most convenient option, is carbon- and resource-intensive. The County saw a major drop in VMT because of the COVID-19 pandemic. Recently, VMT started trending back upward as people returned to the office and go about other daily activities. In 2022, VMT was at nearly 20.2 miles per person per day, which is still a significant reduction from pre-COVID levels.

Data Source: Caltrans

Goal 8: A convenient, safe, clean, and affordable transportation system that enhances mobility and quality of life while reducing car dependency

Action 109: Evaluate and implement demand-based parking pricing at County facilities and on County streets where appropriate.

Horizon	Near Term
Lead County Entity	ISD
Partners	Sheriff
Topic Tags	Transportation

Action 110: Explore hoteling options for County departments to optimize space utilization and reduce commute-related emissions.

Horizon	Near to Medium Term
Lead County Entity	CEO, DHR, ISD
Partners	
Topic Tags	Greenhouse Gas Reduction, Transportation

Action 111: Pilot mobility hubs and other temporary transportation interventions at County facilities during special events to test clean-mobility solutions and inform future investments.

Horizon	Near Term
Lead County Entity	CSO
Partners	DRP, Metro, PW
Topic Tags	Air Quality, Transportation

Action 112: Support the integration of micromobility and emerging transportation technologies by advancing infrastructure, policy, and programs that prioritize public safety and accessibility.

Horizon	Near to Medium Term
Lead County Entity	CSO
Partners	DRP, Metro, PW
Topic Tags	Air Quality, Greenhouse Gas Reduction, Transportation



Action 113: Create a roadmap for equitable implementation of County mobility-related planning through a collaborative, cross-departmental process.

Horizon	Near Term
Lead County Entity	CEO
Partners	CSO, DHS, DPH, JCOD, PW, Sheriff
Topic Tags	Air Quality, Greenhouse Gas Reduction, Transportation



CHIEF EXECUTIVE OFFICE

Goal 8: A convenient, safe, clean, and affordable transportation system that enhances mobility and quality of life while reducing car dependency

Strategy 8B

Improve transportation health and safety outcomes

Traffic fatalities and severe injuries are serious public health threats. On average, one person is killed every four days as a result of a traffic collision on unincorporated County roadways. Traffic collisions are the leading cause of death for children in LA County, and older adults and people of color are also at heightened risk. Among all road users, pedestrians and bicyclists are the most vulnerable.

To reduce injuries and collisions while also encouraging biking and walking (also referred to as "active transportation"), local governments can invest in infrastructure improvements, such as protected bike lanes and paths, wider sidewalks, and better crosswalk infrastructure. To ensure equitable outcomes and access, it is essential to remove structural barriers that discourage sustainable alternatives and disproportionately impact communities of color. Decriminalizing minor bicycle and pedestrian violations can advance more inclusive adoption of active transportation.

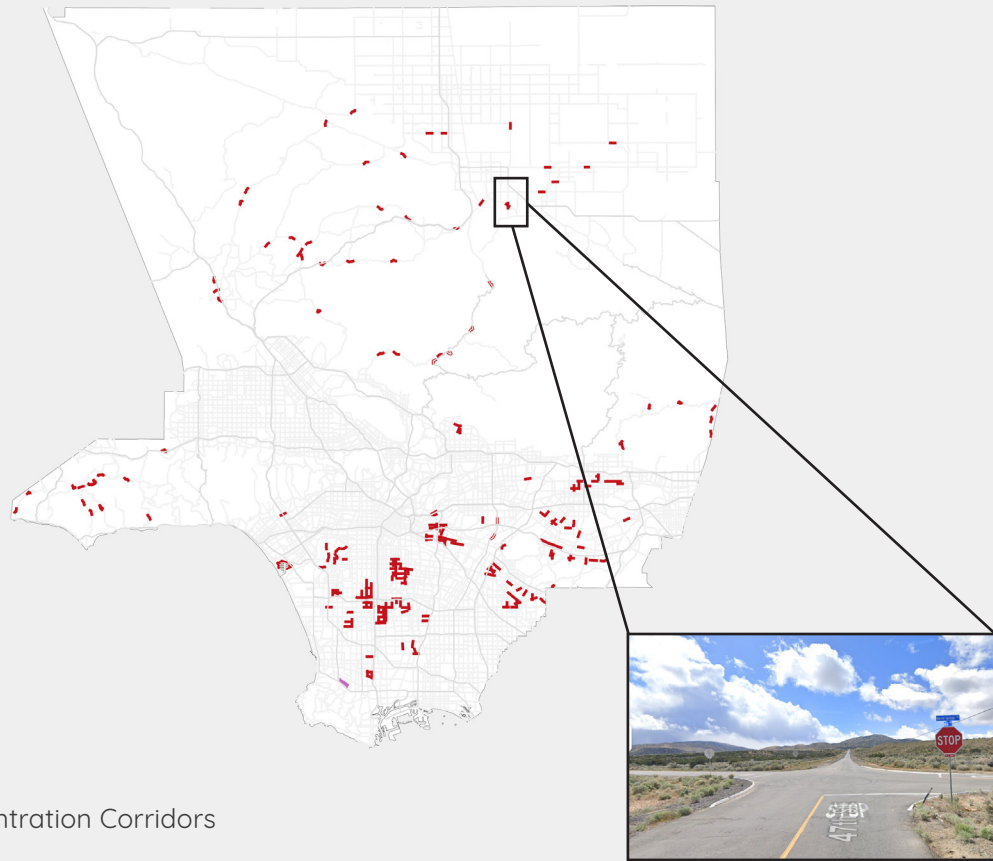
By embracing a "living streets" approach (see page 141), the County can further ensure that our streetscapes prioritize pedestrians while reducing urban heat and improving environmental performance. Additionally, emerging clean-tech mobility solutions can play a role in reducing transportation emissions and improving health and safety outcomes.

Action 114: Implement the County's Vision Zero Action Plan for unincorporated communities and work with local jurisdictions to implement transportation safety enhancements that reduce traffic injuries and deaths.

Horizon	Ongoing
Lead County Entity	DPH, PW
Partners	LACDA, LACoFD, Metro and other transit agencies, Sheriff
Topic Tags	Public Health, Transportation

Action 115: Support Metro's efforts to implement a pilot project of congestion pricing to reduce traffic, improve air quality, increase transit ridership, and make streets safer by amplifying considerations of equity.

Horizon	Near Term
Lead County Entity	CSO
Partners	DPH, Metro, PW
Topic Tags	Air Quality, Greenhouse Gas Reduction, Public Health, Transportation



Vision Zero Action Plan

Traffic-related deaths are among the leading causes of premature death in Los Angeles County. Between 2015 and 2024, 7,079 people lost their lives in traffic collisions in LA County, with 941, or 13 percent, of these deaths occurring on County-maintained roadways in the unincorporated communities. In response, LA County adopted the [Vision Zero Action Plan](#) in 2020 to support elimination of traffic-related fatalities in unincorporated communities. The plan maps County-maintained corridors that experience concentrations of fatal and severe injuries, as illustrated in the map above, and includes more than 60 actions to promote and enhance traffic safety throughout the unincorporated communities. Developed jointly by the Departments of Public Health and Public Works, the plan emphasizes cross-departmental collaboration to advance public health, equity, and safe mobility for all road users.

Data Source: Transportation Injury Mapping System

Goal 8: A convenient, safe, clean, and affordable transportation system that enhances mobility and quality of life while reducing car dependency

Action 116: Develop recommendations, including decriminalization practices and diversion programs, to promote public safety for all forms of mobility and transportation.

Horizon	Near Term
Lead County Entity	CEO
Partners	CSO, DHS, DPH, JCOD, Sheriff
Topic Tags	Public Health, Transportation

Action 117: Collaborate with cities to monitor and evaluate the impacts of emerging clean-tech mobility solutions, including autonomous vehicles and as it relates to pedestrian safety, transportation emissions, and mobility to inform future testing and deployment within the region.

Horizon	Medium Term
Lead County Entity	CSO
Partners	Cities
Topic Tags	Greenhouse Gas Reduction, Transportation



CHIEF EXECUTIVE OFFICE



Living Streets



This image has been designed using resources from Freepik.com.

A—Street Trees

Street trees can help reduce heat and stormwater runoff while improving air quality and biodiversity. Selection of native and climate-adapted trees can minimize the need for irrigation.

B—Shade Infrastructure

Shade infrastructure, such as covered bus stops or shade canopies, provide cooling for pedestrians during high-heat days.

C—Cool Pavement

Streets paved with cooling materials can reflect heat, lowering the temperature at ground level and helping to prevent the health and environmental impacts of extreme heat.

D—Street Furniture

Street furniture makes outdoor public spaces more inviting, promoting physical activity and social connection.

E—Bus-Only Lanes

Bus-only lanes help improve access to transit, reduce greenhouse gas emissions, improve safety, and increase transit frequency.

F—Green Infrastructure

Green infrastructure, such as rain gardens and bioswales made from plants and other natural materials, absorb and slow down stormwater and filter pollutants from runoff.

Goal 9: Sustainable production and consumption of resources



The resources we rely on—water, energy, materials, and land—are finite, and their use must be carefully managed to ensure a sustainable, equitable future. To advance this goal, LA County must reduce waste, conserve natural resources, and manage materials across their entire life cycle, from extraction and consumption to recovery and reuse.

To achieve this, the County will reduce waste generation at its source, expand access to reuse and repair opportunities, support circularity, divert recyclable and compostable materials from landfills, and build out regional capacity for organic waste processing. These efforts are guided by LA County’s Zero Waste Plan and align with state legislation, including Senate Bill (SB) 1383, which mandates organic waste reduction and food recovery, and SB 54, which requires producers to reduce single-use plastic packaging and ensure recyclability or compostability by 2032.

Water and energy conservation are equally critical. The County will implement strong water-saving measures and reduce building energy consumption through design improvements, efficiency upgrades, and behavioral change. These strategies support a shift toward a circular economy, where resources are kept in use longer, environmental impacts are minimized, and new green jobs and innovation are encouraged. Water and energy conservation may also lower utility bills and lower the burden of overall housing costs.

This life-cycle approach also helps identify and correct inequities in resource use and environmental burden. Although higher-income households tend to use more water, energy, and materials, lower-income communities often bear the brunt of this high resource use, whether through disproportionately high utility costs, illegal dumping and proximity to landfills, and the impacts of climate change. By embracing integrated, regional solutions and centering equity, LA County can reduce resource consumption, lower emissions, and improve the quality of life for all residents.



How will we work towards achieving this goal?

Strategy 9A

Reduce waste generation

Strategy 9B

Implement strong water conservation measures

Strategy 9C

Reduce building energy consumption

Strategy 9D

Capture organic waste and develop regional capacity for beneficial reuse

Strategy 9E




Divert reusable and recyclable materials for landfills

Goal 9: Sustainable production and consumption of resources

How will we track our progress and performance?

Targets					
	Baseline	Progress	2030 Target	2035 Target	2045 Target
Countywide	County residents and businesses generated 6 pounds of waste per person per day in 2017 <small>Source: CalRecycle Disposal Reporting System</small>	 County residents and businesses still generate around 6 pounds of waste per person per day in 2022	Decrease by 25% overall per capita waste generation	Decrease by 30% overall per capita waste generation	Decrease by 35% overall per capita waste generation
	Potable water demand in 2017 was 116 gallons per capita per day <small>Source: Metropolitan Water District</small>	 Potable water demand in 2023 was 103 gallons per capita per day	Per capita potable water demand does not exceed 90 gallons per day	Per capita potable water demand does not exceed 80 gallons per day	Per capita potable water demand does not exceed 70 gallons per day
Unincorporated	65% of waste diverted from landfills in 2017 <small>Source: Countrywide Integrated Waste Management Plan, Annual Reports</small>	 65% of waste was diverted from landfills in 2021	80% of waste is diverted from landfills	90% of waste is diverted from landfills	More than 95% of waste is diverted from landfills

Key:

-  is trending positively  is trending negatively
-  has a neutral trend  is a new target



Strategy 9A

Reduce waste generation

The large amounts of solid waste currently generated in LA County require infrastructural support, from storage to transportation to treatment and processing. Landfills have a finite capacity and require large amounts of land.

Our growing population and economy, particularly the manufacturing sector, create a large and complex waste stream that necessitates a multifaceted and well-coordinated approach to waste reduction. Better data about waste will help inform how to best craft long-term, multi-benefit solutions so that the County can minimize waste and prevent its creation in the first place. In addition, developing equitable strategies to recycle and reuse products will support zero-waste practices.

Action 118: Develop and implement an equitable strategy to address plastic waste and pollution and support a transition to reusable products and materials.

Horizon	Near Term
Lead County Entity	ISD, PW
Partners	DBH, DCBA, DEO, DPH
Topic Tags	Waste & Resource Management


Action 119: Conduct a comprehensive waste characterization study of the unincorporated communities every five years.

Horizon	Near Term
Lead County Entity	PW
Partners	LA County Parks
Topic Tags	Waste & Resource Management

Action 120: Establish rigorous recycling programs and requirements in County facilities, pursue zero-waste certification requirements at County facilities, and develop incentives for businesses to achieve zero-waste certification.

Horizon	Medium Term
Lead County Entity	CSO, PW
Partners	DEO, ISD, LA County Parks, RR/CC
Topic Tags	Economy & Workforce, Waste & Resource Management

Goal 9: Sustainable production and consumption of resources



Waste Management Hierarchy

The County's approach to waste management emphasizes strategies that prevent waste at its source and minimize environmental harm. See the glossary in the Appendix for additional definitions and terms related to this approach.

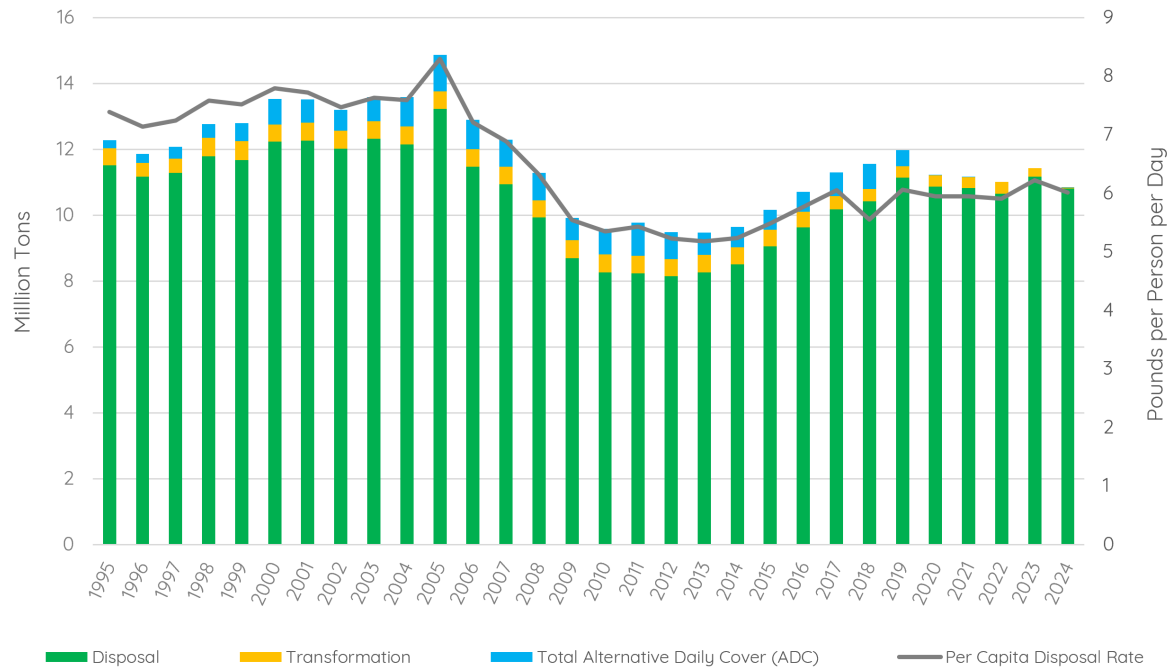
Data Source: LA County Department of Public Works, Countywide Integrated Waste Management Plan



CHIEF EXECUTIVE OFFICE



Total Waste Disposal in Los Angeles County



*Does not include recycled wastes.

Waste Disposal

Waste disposal includes all waste that ends up in landfills. The majority of disposed waste goes straight into a landfill (disposal) while a minority is transformed in some way so that it is cheaper or easier to dispose of (transformation). After nearly a decade-long decline, waste generation rates in California, including LA County, began to climb in 2014 due to economic growth and a disruption in the global recycling market. Since 2020, it has stayed somewhat constant despite alternative daily cover (ADC) being reclassified as disposal rather than a form of diversion. It is important to note that reported waste diversion may differ from the reality, as entities may misrepresent or illegally dispose of waste.

Data Source: CalRecycle

Strategy 9B

Implement strong water conservation measures

Water conservation is critical to a sustainable water supply that meets community needs in LA County. Conservation is also our most cost-effective strategy on the path to water self-sufficiency.

A more self-sufficient water system will increase the County's resilience by reducing wasted water and leaks and lowering reliance on water systems hundreds of miles away that are not directly managed within our region. A relatively small number of LA County residents account for most residential overconsumption of water. But many residents could conserve water more effectively, which can have the added benefit of reducing water bills.

The County will lead water conservation efforts by reducing indoor and outdoor water consumption and adopting measures that lead to lower water demand or increased water reuse and recycling, with consideration for the diverse needs of water users.

Action 121: In alignment with the County Water Plan, support the implementation of the California State Water Resources Control Board Urban Water Use objectives through local water conservation strategies, including adoption and enforcement of ordinances, incentive programs, and coordinated messaging and education.

Horizon	Medium Term
Lead County Entity	PW
Partners	ISD, LA County Parks, Local water agencies
Topic Tags	Climate Resilience, Water

Action 122: Promote, advocate for, and ensure equitable and countywide access to incentive programs that support water conservation and stormwater retrofits, particularly those that use a multi-benefit, watershed approach.

Horizon	Near Term
Lead County Entity	PW
Partners	CEO, Local water agencies
Topic Tags	Climate Resilience, Water

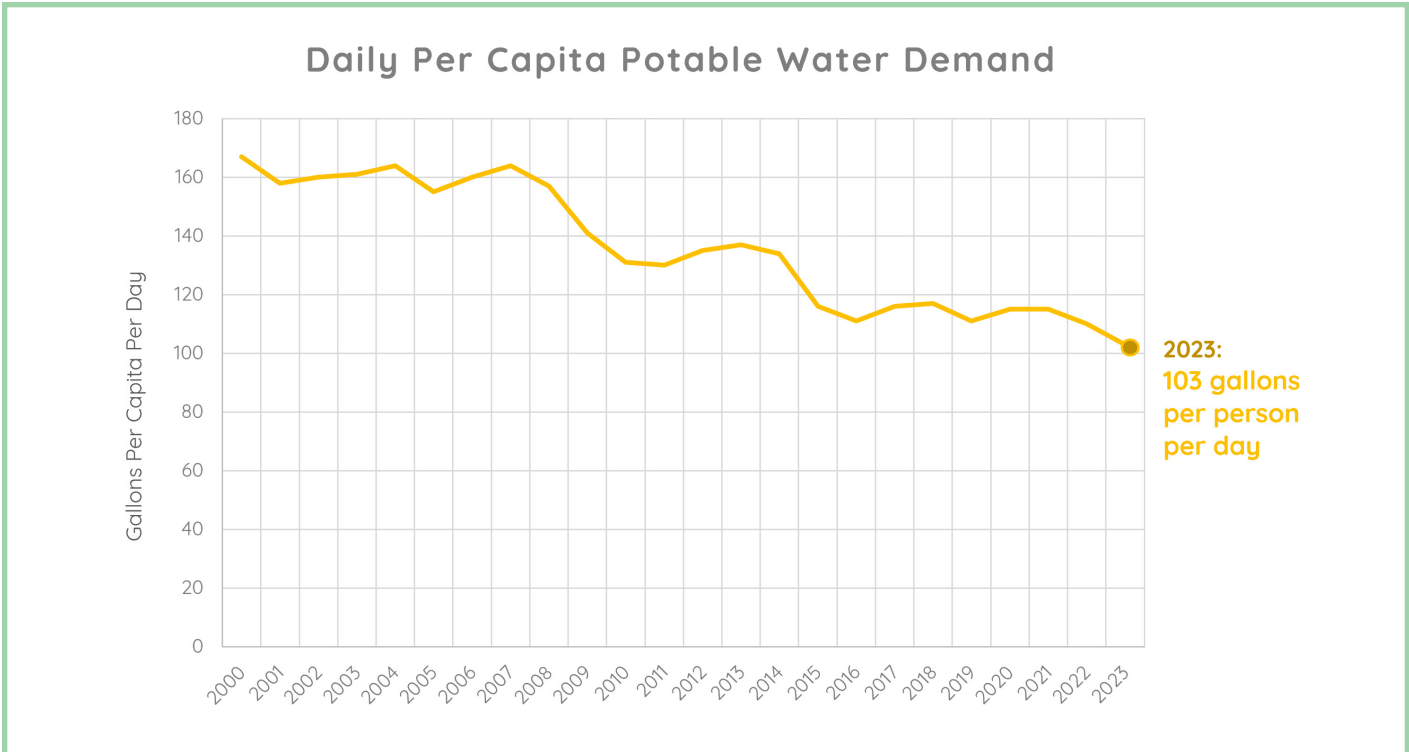


Action 123: Promote outreach and education in support of low-flow appliances, particularly for those that may not be covered by existing incentive programs.

Horizon	Near Term
Lead County Entity	PW
Partners	CSO, Local water agencies
Topic Tags	Water



Goal 9: Sustainable production and consumption of resources



Potable Water Demand

Potable water demand per capita in 2023 was about 103 gallons per day, reflecting a steady decline since 2000. Although our daily potable water consumption is still unsustainable in the face of climate change-induced droughts and other stressors on our water systems, the 38 percent reduction highlights the success of standards like CalGreen and local landscape water use policies. Introducing more stringent regulation, enforcing implementation, and encouraging culture change all have the power to generate further reductions. This approach mirrors efforts in similar jurisdictions like San Francisco, where the average daily water demand per person is under 50 gallons.

Data Source: Metropolitan Water District

<p>Action 124: Establish pilot programs for smart metering or sub-metering indoor and outdoor water use at County facilities to reduce water use and associated costs.</p>	<table style="width: 100%; border-collapse: collapse;"> <tr> <td style="border-bottom: 1px dotted #ccc; padding: 2px 5px;">Horizon</td> <td style="padding: 2px 5px;">Near Term</td> </tr> <tr> <td style="border-bottom: 1px dotted #ccc; padding: 2px 5px;">Lead County Entity</td> <td style="padding: 2px 5px;">ISD, PW</td> </tr> <tr> <td style="border-bottom: 1px dotted #ccc; padding: 2px 5px;">Partners</td> <td style="padding: 2px 5px;">LA County Parks</td> </tr> <tr> <td style="border-bottom: 1px dotted #ccc; padding: 2px 5px;">Topic Tags</td> <td style="padding: 2px 5px;">Water</td> </tr> </table>	Horizon	Near Term	Lead County Entity	ISD, PW	Partners	LA County Parks	Topic Tags	Water
Horizon	Near Term								
Lead County Entity	ISD, PW								
Partners	LA County Parks								
Topic Tags	Water								



Strategy 9C

Reduce building energy consumption

Energy conservation is the first step in moving toward a zero-carbon energy future. Buildings are a major energy consumer in the County, and energy use over the past ten years has only seen a slight reduction despite technological advances and the availability of much more efficient alternatives to highly polluting and wasteful systems of the past. Furthermore, natural gas consumption per capita has declined only slightly since 2010.

Although new construction presents opportunities to integrate modern technologies and design strategies, most of the buildings that will exist in 2045 are already standing today. Thus, guiding existing building owners and managers toward carbon neutrality is a tremendous and necessary challenge.

An initial step to reducing energy consumption in existing buildings is to track energy use to better understand consumption patterns and identify opportunities for deep energy retrofits. Building owners also need access to affordable capital to make these energy- and cost-saving retrofits. The County can do more to accelerate both energy efficiency and the shift from natural gas to electricity-based systems, all of which should also include workforce development in these areas. Providing workforce training opportunities focused on clean buildings can accelerate retrofit projects across the County’s portfolio and enable the overall reduction of building energy consumption.

Action 125: Adopt a Building Performance Standard, along with benchmarking policy and supporting reach codes, for buildings at least 20,000 square feet and greater, working collaboratively with jurisdictions across LA County.

Horizon	Near Term
Lead County Entity	CSO, PW
Partners	ISD
Topic Tags	Air Quality, Energy, Greenhouse Gas Reduction

Action 126: Support the equitable implementation of energy-efficiency measures and building decarbonization of single-family, multifamily, and manufactured homes through SoCalREN.

Horizon	Near Term
Lead County Entity	ISD
Partners	
Topic Tags	Air Quality, Energy, Greenhouse Gas Reduction, Housing

Goal 9: Sustainable production and consumption of resources

Action 127: Ensure that all County facilities larger than 20,000 square feet report their energy and water use to Energy Star Portfolio Manager, perform retro-commissioning at those facilities with the greatest energy use and/or energy use intensity, and attain an Energy Star rating when cost-effective.

Horizon	Near Term
Lead County Entity	ISD
Partners	All departments
Topic Tags	Energy, Greenhouse Gas Reduction

Action 128: Develop and implement a building decarbonization portfolio plan for County facilities to support carbon neutrality.

Horizon	Medium Term
Lead County Entity	ISD
Partners	CSO
Topic Tags	Air Quality, Energy, Greenhouse Gas Reduction

SoCalREN

Improving energy efficiency is a critical strategy for reducing emissions and lowering utility costs, especially in underserved communities. The [Southern California Regional Energy Network](#) (SoCalREN) delivers energy-saving programs across Southern California Edison and SoCalGas territories, targeting homes, businesses, and local governments. Programs include rebates for energy-efficiency upgrades and direct-installation, no-cost improvements on all types of buildings and facilities. In 2024 alone, nearly 15,000 households received energy-efficiency upgrades through SoCalREN, saving nearly \$2.5 million annually in energy costs in both public and private buildings. In addition, the program supports and promotes green jobs in the region through apprenticeships, career coaching, certification opportunities, and much more. SoCalREN and other similar programs help lower greenhouse gas emissions, cut utility bills, and develop the green workforce needed to achieve the region's sustainability goals.



Energy Use

Buildings are a major energy consumer in the County and represent the greatest challenge to reducing countywide energy consumption. Our buildings use electricity and natural gas to provide heating, cooling, and power to our homes, offices, and retail spaces. As represented in the Los Angeles County 2045 [Climate Action Plan](#) (CAP), energy-associated emissions across natural gas and electricity in the building sector are approximately proportional to energy consumption. As the grid continues to decarbonize, building electrification will be a key strategy to reducing overall emissions as fossil fuel emission factors remain constant. When looking at just the commercial building sector analyzed in the 2045 CAP, natural gas consumption was actually lower than electricity consumption and still resulted in a higher proportion of emissions.

Data Source: Los Angeles County 2045 Climate Action Plan

Goal 9: Sustainable production and consumption of resources

Strategy 9D

Capture organic waste and develop regional capacity for beneficial reuse

Organic waste includes things like food waste, landscaping and pruning waste, and nonhazardous wood waste. When organic waste ends up in landfills, it releases methane, a greenhouse gas 28 times more potent than carbon dioxide.

SB 1383 requires jurisdictions to reduce organic waste disposal and recover edible food. Compliance often requires expanded waste infrastructure, especially for communities that lack proper organics collection and processing services.

Most important to the growth of organics recycling is proper source separation of waste. Contamination of waste streams is difficult to manage and may render waste nonrecyclable or compostable. A multifaceted approach, combining infrastructure and education, will help move the region toward organic waste reduction and beneficial reuse.

Action 129: Develop mechanisms to purchase recovered organic waste products (e.g., compost, mulch, renewable energy) through County contracts and service agreements.

Horizon	Medium Term
Lead County Entity	LA County Parks, PW
Partners	DRP, ISD, Waste management agencies
Topic Tags	Economy & Workforce, Waste & Resource Management

Action 130: Promote, communicate, and expand awareness of source separation practices, organic waste collection requirements, edible food recovery, and composting and implement targeted sector-specific educational campaigns to support these efforts.

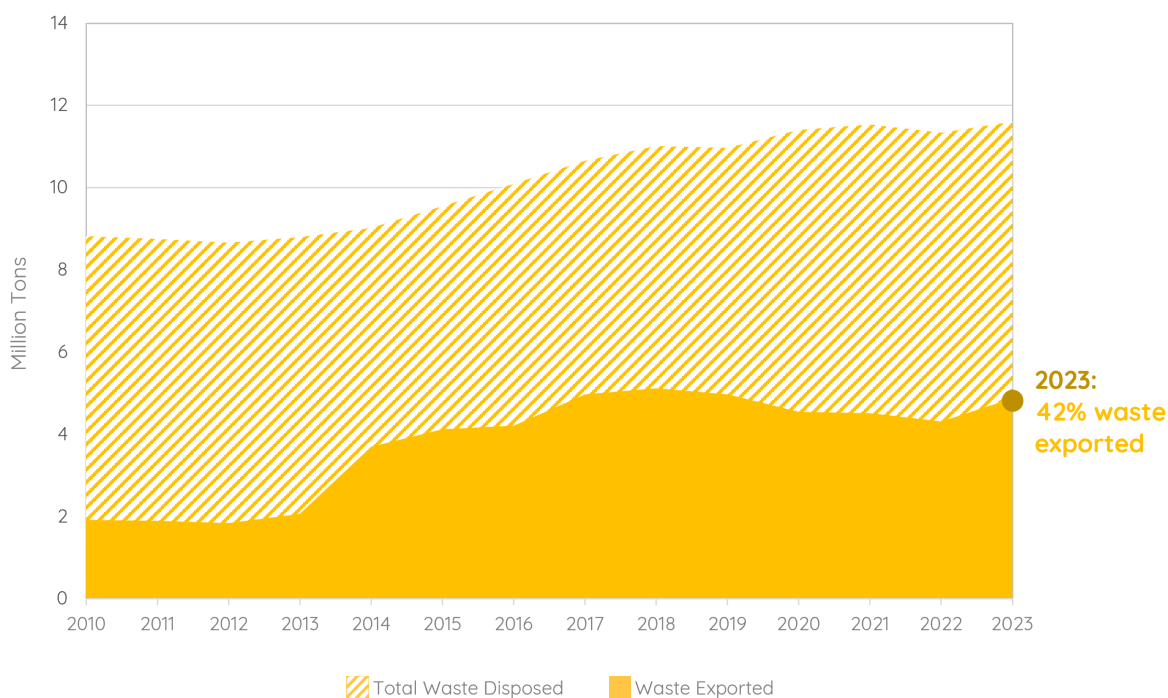
Horizon	Near Term
Lead County Entity	ACWM, DPH, PW
Partners	
Topic Tags	Waste & Resource Management



Action 131: Develop a regional organic waste processing infrastructure development strategy that addresses barriers to securing sites, streamlines permitting processes, and promotes equitable infrastructure siting by identifying suitable public and private lands.

Horizon	Medium Term
Lead County Entity	PW
Partners	DRP
Topic Tags	Land Use, Waste & Resource Management

Total Exported Waste



Waste Disposal

Exporting waste shifts the burden of managing waste to other regions, which may not have the same health, safety, and environmental standards as the place where the waste was generated. In 2023, 42 percent of LA County's disposed waste, mostly organic waste, was sent out of the County for treatment. Waste is exported because of a lack of waste treatment infrastructure within the County, including composting, anaerobic digestion, and recycling.

Data Source: Los Angeles County Department of Public Works

Goal 9: Sustainable production and consumption of resources

Strategy 9E

Divert reusable and recyclable materials from landfills

Reuse and recycling are components of the County's efforts to build a circular economy: an economy that emphasizes reducing consumption, designing products for durability and reuse, and keeping materials in use for as long as possible. Residents and businesses within the County already recycle, and even upcycle, many materials, with an estimated 65 percent of the waste generated in the unincorporated areas diverted from landfills in 2021.

The County's Zero Waste Plan lays the groundwork for this transition by prioritizing waste prevention, material recovery, and local circular economy development. Supporting local markets for reuse and remanufacturing, especially in textiles, building materials, and durable goods, can support small businesses, reduce reliance on global supply chains, and create quality jobs. These efforts also align with SB 54, which requires producers to reduce single-use plastic packaging and ensure all packaging is recyclable or compostable by 2032.

Action 132: Expand use of sustainable building materials for County projects, including recycled and repurposed material, low-carbon concrete alternatives, sustainable pavement, renewable and biodegradable materials, energy efficient materials, and locally sourced materials.

Horizon	Near Term
Lead County Entity	PW
Partners	
Topic Tags	Greenhouse Gas Reduction, Waste & Resource Management

Action 133: Expand and support existing countywide programs that incentivize the development of local upcycling and recycling markets and quality recycled materials, including textiles and e-waste.

Horizon	Near Term
Lead County Entity	PW
Partners	DRP, RR/CC
Topic Tags	Economy & Workforce, Waste & Resource Management



Action 134: Incentivize use of recycled materials and other sustainability practices in public art projects funded or commissioned by the County.

Horizon	Near Term
Lead County Entity	Arts & Culture
Partners	LA County Parks, Libraries, PW
Topic Tags	Economy & Workforce, Waste & Resource Management

Action 135: Develop an equitable alternative-to-landfill facility siting and product plan.

Horizon	Medium Term
Lead County Entity	PW
Partners	Cities, LACoFD, Waste management agencies
Topic Tags	Land Use, Waste & Resource Management



ADOBE STOCK

Goal 9: Sustainable production and consumption of resources

Action 136: Support the implementation of the goals of the Zero Waste Plan, including waste diversion and reduction, advocating for Extended Producer and Manufacturer Responsibility, sustainable product design, and the development of sustainable waste management facilities.

Horizon	Medium Term
Lead County Entity	PW
Partners	All Departments
Topic Tags	Waste & Resource Management

Action 137: Support the right to repair by advocating for policies and programs that increase access to affordable repair services, promote community repair hubs, reduce barriers to repairing electronics and appliances, and state and federal legislation that upholds consumer repair rights.

Horizon	Medium Term
Lead County Entity	CSO
Partners	CEO, DRP, PW
Topic Tags	Waste & Resource Management

Action 138: Identify and map existing programs, facilities, and partners that support reuse, repair, and material recovery across the County.

Horizon	Near Term
Lead County Entity	PW
Partners	CSO, ISD, Library
Topic Tags	Waste & Resource Management

Zero Waste Plan

The [Los Angeles County Zero Waste Plan](#), adopted in 2022, addresses the urgent need to reduce landfill dependency and greenhouse gas emissions, particularly methane from decomposing waste. The Plan focuses on three strategic pillars: enhancing programs and services, measuring results, and expanding facilities and infrastructure. Key actions include scaling community composting and food recovery networks, developing waste-conscious purchasing guidelines, and improving recycling and organic waste infrastructure. By embedding equity, accountability, and system-wide change, the Zero Waste Plan positions the County to lead on climate action while addressing long-standing disparities in waste services and environmental burdens.

Goal 10: A sustainable and just food system that enhances access to affordable, local, and healthy food



A sustainable and just food system is one in which every resident can access, afford, and consume foods that optimize their health and well-being without compromising the land where the food is grown. The global food system works primarily to support the reliable production of large quantities of food. Unfortunately, it does not adequately ensure that food production and distribution methods are equitable, environmentally sound, and supportive of community health.

The COVID-19 pandemic underscored the importance of building a more resilient and sustainable food system that offers affordable, nutritious, culturally appropriate food for everyone. With one in four households in LA County still experiencing food insecurity, improving food access, enabling food recovery, and supporting local food businesses are all important approaches to addressing this chronic issue.

The County will leverage its capital assets, public services, and regulatory authority to improve access to healthy food within County boundaries while optimizing its purchasing power and business services to make food production more sustainable.

Goal 10: A sustainable and just food system that enhances access to affordable, local, and healthy food

How will we work towards achieving this goal?

Strategy 10A

Improve access to healthy food

Strategy 10B

Support the fair and sustainable production and distribution of food

How will we track our progress and performance?

Targets

	Baseline	Progress	2030 Target	2035 Target	2045 Target
Countywide	63% of farmers markets accepted Electronic Benefit Transfer (EBT) in 2017 <small>Source: Los Angeles Food Policy Council</small>	74% of farmers markets accepted CalFresh and EBT (2024)	100% of all farmers markets accept CalFresh and EBT	Maintain 100% of all farmers markets accept CalFresh and EBT	
County Operations	Baseline data forthcoming <small>Source: LA County Department of Public Health</small>	New target, no progress update	Reduce the GHG emissions associated with food served by 15%	Reduce the GHG emissions associated with food served by 25%	Reduce the GHG emissions associated with food served by 35%

Key:
 is trending positively is trending negatively
 has a neutral trend is a new target



Strategy 10A

Improve access to healthy food

Reliable access to safe and healthy food is a basic human need that goes unmet for all too many people in Los Angeles County. Policies and practices that segregated people by race and class throughout the County’s history also drained economic activity, including food production and retail, from communities of concentrated disadvantage.

OurCounty will build off of existing programs to address this injustice by incentivizing an equitable food retail economy, maximizing the reach of food assistance and food recovery programs, and allowing LA County land to be used for more food production.

Action 139: Improve food access and good jobs in under-resourced communities, such as through economic development and assistance for innovative food retail models.

Horizon	Medium Term
Lead County Entity	OFS
Partners	CSO, DEO, DRP
Topic Tags	Economy & Workforce, Public Health

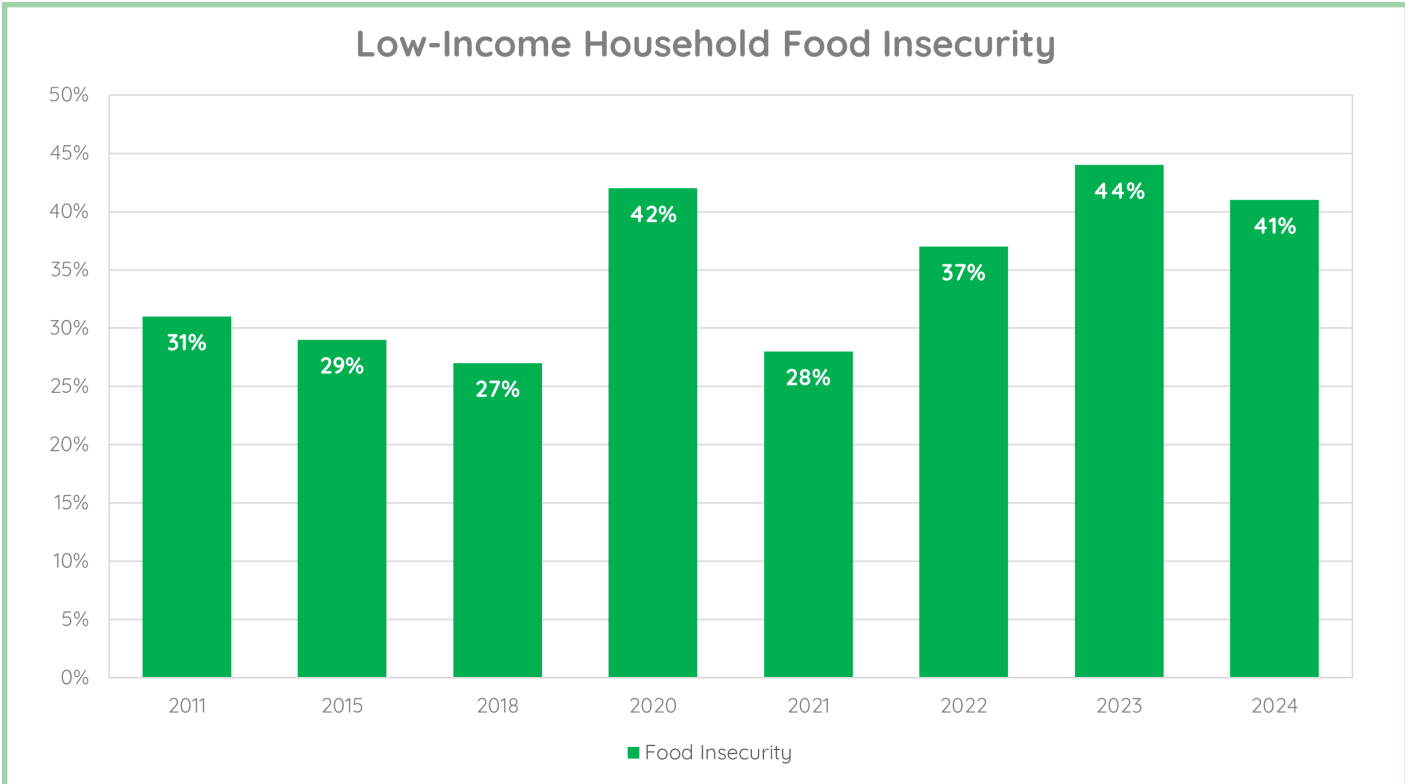
Action 140: Maximize enrollment in CalFresh by partnering with public-facing agencies to promote the program and assist residents of LA County with the application process.

Horizon	Ongoing
Lead County Entity	DPSS
Partners	LA County Parks, Library
Topic Tags	Public Health

Action 141: Enhance and expand the County’s existing food donation and redistribution programs (e.g., Food DROP, CalFresh Healthy Living) to divert edible food from landfills and make it available to communities experiencing food insecurity.

Horizon	Near to Medium Term
Lead County Entity	PW
Partners	DPH
Topic Tags	Public Health, Waste & Resource Management

Goal 10: A sustainable and just food system that enhances access to affordable, local, and healthy food



Food Insecurity

Food insecurity is a lack of access to enough food to live an active, healthy life because of limited money or other resources. In LA County, food insecurity is a complex and interconnected issue driven by the region’s high cost of living, low wages, and limited availability of affordable and healthy food options.

The rate of food insecurity remains alarmingly high among low-income households. Of all households in LA County, 25 percent experienced food insecurity in the past year. Among low-income households, this rate is 41 percent.

The combination of poverty, low food security, and poor nutrition has serious consequences on the health and well-being of all residents. A lack of quality, nutritious food is closely linked to the incidences of chronic disease and behavioral health issues.

Data Source: USC Public Exchange



Action 142: Expand access to affordable, locally grown produce by increasing the number of farmers markets and community-serving food retailers that participate in nutrition incentive programs, such as Market Match and produce prescription programs.

Horizon	Near Term
Lead County Entity	DPH
Partners	DPSS
Topic Tags	Economy & Workforce, Public Health

Office of Food Systems / Food Equity Fund

The [Office of Food Systems](#) is a public-private partnership between Los Angeles County and philanthropic partners working to build a more healthy, fair, resilient, and sustainable food system. The office functions as an innovation hub, collaborating with diverse stakeholders to improve the affordability and accessibility of healthy food, increase demand for locally sourced food options, and advance sustainability across food supply chains.

In parallel, and supported by the Office of Food Systems, the LA Food Equity Fund has invested more than \$20 million in grants to 46 nonprofits addressing food insecurity. Grantees, including organizations like Hunger Action LA, Sustainable Economic Enterprises of Los Angeles (SEE-LA), and Food Forward, carry out a range of activities, such as community-based food production, nutrition education, and enrollment in food assistance programs. These efforts are guided by the [Los Angeles Food Equity Roundtable Action Plan](#), which aims to align resources and strategies toward a more equitable regional food system.



CHIEF EXECUTIVE OFFICE

Goal 10: A sustainable and just food system that enhances access to affordable, local, and healthy food



Action 143: Support the use of public and private land for community gardens by measures such as identifying potential sites and incentives and developing best practices for joint use or shared access.

Horizon	Near Term
Lead County Entity	OFS
Partners	CEO, CSO, DPH, DRP, LACAHS
Topic Tags	Land Use, Public Health

Action 144: Explore establishing a policy requirement that all farmers markets in unincorporated LA County accept EBT.

Horizon	Near Term
Lead County Entity	CSO
Partners	
Topic Tags	Public Health



Strategy 10B

Support the fair and sustainable production and distribution of food

Agricultural environments and the people who produce food have historically been excluded from many federal protections, from wage laws to the Clean Water Act. Additionally, although many communities and policymakers across the world are working to prevent deforestation and its impact on climate change, the increasingly global and resource-intensive food industry continues to incentivize the clearing of forest land for agricultural production.

LA County has an opportunity to counteract these trends by investing in local food production and value-based food procurement. Local farming, whether in urban gardens or on agricultural lands, creates a more diverse and resilient food supply. Similarly, value-based public food procurement can drive demand for locally and sustainably grown food, reducing local reliance on extractive global supply chains. Yet scaling and expanding these operations can be challenging because of land access and limited infrastructure.

The County is committed to addressing these barriers by updating zoning policies to better support urban agriculture and creating pathways for small growers to distribute and sell local goods, including through food hubs and public procurement. In addition, the County will continue exploring ways to shift its own food purchasing toward more plant-based, lower-emission options to help model a healthier, more sustainable food system.

Action 145: Implement the Good Food Purchasing Program and/or other model policies that promote local, fair, and sustainable production of agricultural products and seafood, prioritizing vendors with certifications for sustainable agricultural practices related to water, public health, energy use, pesticides, and workers' rights.

Horizon	Near Term
Lead County Entity	DPH
Partners	CSO
Topic Tags	Economy & Workforce, Land Use, Public Health

Goal 10: A sustainable and just food system that enhances access to affordable, local, and healthy food

Action 146: Conduct a cost analysis of the local food system to inform the development of strategies for improving social and environmental impacts.

Horizon	Medium Term
Lead County Entity	OFS
Partners	CSO
Topic Tags	Public Health

Action 147: Promote plant-based menu options through nutrition and food procurement policies in food service settings, such as at County facilities, hospitals, higher learning institutions, school districts, shelters, jails, and other food settings.

Horizon	Near Term
Lead County Entity	DPH
Partners	DHS, LA County Parks, School Districts, Sheriff
Topic Tags	Greenhouse Gas Reduction, Public Health



CHIEF EXECUTIVE OFFICE



Action 148: Establish a clear regulatory framework for farms in diverse environments.

Horizon	Near Term
Lead County Entity	DRP
Partners	CSO
Topic Tags	Land Use, Public Health

Action 149: Support the development of a food hub to aggregate products from small- to mid-size and disadvantaged farmers for sale and distribution to local consumers at mid-scale.

Horizon	Near Term
Lead County Entity	OFS
Partners	CEO, DEO, DRP
Topic Tags	Economy & Workforce

Goal 11: Inclusive, transparent, and accountable governance that supports and encourages participation in sustainability efforts, especially by disempowered communities



Equity in sustainability policies and programs can be achieved only if a diverse, representative mix of residents are involved in their development, implementation, and management.

Methods like participatory decision-making help to equip and engage residents to advance sustainability, and efforts like the establishment of the LA County Youth Climate Commission (YCC) and the Anti-Racism, Diversity, and Inclusion Initiative (ARDI) reflect the strong interest in deeper, meaningful engagement and accountability. This can help ensure the inclusion of groups that have been traditionally underrepresented and limited from decision-making spaces because of institutional discrimination and other barriers such as language, transportation, and financial and time constraints.

The County will act to create a more inclusive and accountable governance structure to build stronger communities and better-informed policies and programs.



How will we work towards achieving this goal?

Strategy 11A

Create an inclusive governance structure

Strategy 11B

Promote environmental stewardship and accessible education across different age, income, ethnicity, and language groups

Goal 11: Inclusive, transparent, and accountable governance that facilitates participation in sustainability efforts, especially by disempowered communities

Strategy 11A

Create an inclusive governance structure

There are multiple potential barriers to participating in government processes. These could include limited time and resources, lack of information, or systemic and bureaucratic barriers. Often, only well-resourced people can make their voices heard, and without representative input, programs and policies are less likely to successfully serve all residents. The County has launched a number of efforts to ensure more inclusive engagement such as ARDI and the YCC. The County will continue to work to build trust and strengthen relationships so that residents can participate in government decision-making at all levels.

<p>Action 150: Convene and engage stakeholders to oversee implementation of OurCounty by issuing annual reports on progress, hosting annual meetings, and soliciting community input on budget priorities.</p>	Horizon	Ongoing
	Lead County Entity	CSO
	Partners	All departments
	Topic Tags	Equitable Engagement & Transparency

<p>Action 151: Develop a policy on stakeholder engagement incentives and best practices to encourage inclusive and consistent engagements with community members and community-based organizations.</p>	Horizon	Near Term
	Lead County Entity	CEO
	Partners	Arts & Culture, DBH, DRP, LA County Parks, PW
	Topic Tags	Equitable Engagement & Transparency



Action 152: Develop equity goals and metrics for individual OurCounty initiatives as projects are being developed.

Horizon	Near Term
Lead County Entity	CEO, CSO
Partners	All departments
Topic Tags	Equitable Engagement & Transparency

Action 153: Implement new programs and policies, such as participatory budgeting, to enhance transparency and community engagement on County budgeting.

Horizon	Near Term
Lead County Entity	CEO
Partners	
Topic Tags	Equitable Engagement & Transparency, Funding & Financing

Anti-Racism, Diversity, and Inclusion Initiative and the Racial Equity Strategic Plan

In July 2020, the Los Angeles County Board of Supervisors declared racism a public health crisis and established the [Anti-Racism, Diversity, and Inclusion](#) (ARDI) Initiative as the County's eighth Board-directed priority. Led by the Chief Executive Office, ARDI aims to advance equality, prevent discrimination, dismantle systemic racism, and address generational inequities for all residents. The initiative provides LA County departments and community members with training, policy analysis, data collection, and community engagement support. By embedding equity into LA County operations and decision-making, ARDI seeks to eliminate discrimination, reduce racial disparities in life outcomes, and ensure that public investments are distributed equitably across all communities.

Building on this commitment, the [Countywide Racial Equity Strategic Plan](#) serves as a comprehensive roadmap for embedding equity across all LA County operations. It outlines how departments can foster inclusivity, guides the development of equity-centered policies, and provides a framework for collaboration with cities and school districts. The plan not only highlights the deep-rooted racial inequities in Los Angeles County but also sets clear goals, measurable targets, and strategies to hold the County accountable to progress. Focus areas include addressing biases and barriers in accessing health care, increasing job-training opportunities, supporting diversion efforts, and reducing housing instability.

Goal 11: Inclusive, transparent, and accountable governance that facilitates participation in sustainability efforts, especially by disempowered communities

Action 154: Establish an Office of Tribal Affairs to advise and guide departments on interactions with and effective service delivery to American Indian/Alaska Native community-serving organizations and coordinate response to consultation and engagement requests from Tribes and the American Indian/Alaska Native community.

Horizon	Near Term
Lead County Entity	Arts & Culture
Partners	LANAIC
Topic Tags	Equitable Engagement & Transparency

Action 155: Implement the County Anti-Racist Policy Agenda and the Racial Equity Strategic Plan.

Horizon	Near Term
Lead County Entity	CEO
Partners	All departments
Topic Tags	Economy & Workforce, Public Health, Equitable Engagement & Transparency

Action 156: Incorporate youth climate priorities into County plans, policies, and programs through the LA County Youth Climate Commission (YCC).

Horizon	Ongoing
Lead County Entity	CSO
Partners	All departments, YCC
Topic Tags	Equitable Engagement & Transparency



Action 157: Engage in formal government-to-government Tribal consultations with all California Native American Tribes—identified by the California Native American Heritage Commission as those whose ancestral homelands lie within the County—for sustainability-related projects or planning processes.

Horizon	Ongoing
Lead County Entity	CSO
Partners	All departments
Topic Tags	Equitable Engagement & Transparency, Land Use

Climate Ready Communities and Infrastructure

The Climate Ready Communities initiative, led by the LA County Department of Public Works and the CSO, aims to strengthen resilience in unincorporated areas most vulnerable to climate change, as identified in the County’s Climate Vulnerability Assessment. The initiative focuses on preparing climate-vulnerable communities and populations for climate risks, such as extreme heat, inland and coastal flooding, wildfires, and drought, by identifying and advancing the most impactful and high-priority infrastructure projects and adaptation strategies. As part of this initiative, the County is developing a pilot Climate Capital Improvement Program to align climate-resilient projects across departments. In addition, Public Works is developing a Climate Ready Roadmap to embed sustainability, resilience, and climate equity into their infrastructure planning and operations. Climate Ready Communities also emphasizes collaboration with community-based organizations and local Tribal governments to ensure that resilience solutions reflect local needs, build trust, and promote equity in climate resilience.



CHIEF EXECUTIVE OFFICE

Goal 11: Inclusive, transparent, and accountable governance that facilitates participation in sustainability efforts, especially by disempowered communities

Strategy 11B

Promote environmental stewardship and accessible education across different age, income, ethnicity, and language groups

OurCounty aims to educate and inspire residents so they may develop and share their knowledge base around environmental stewardship throughout the region. Empowering communities with accessible, localized climate and environmental data helps residents better understand the conditions in their neighborhoods.

Through increased awareness of environmental challenges and sustainability opportunities, all residents can participate effectively in environment-related government actions, protect themselves and their neighbors from climate-related risks, and make informed personal and civic decisions that positively influence the environment. Fostering this kind of transparency and shared knowledge can help build a culture of sustainability advocacy.

Numerous environmental stewardship efforts, ranging from cutting-edge technologies to centuries-old Traditional Ecological Knowledge, come from our region. The County will support maintenance and revival of these efforts.

Action 158: Collaborate to create community-led programming in areas such as disaster preparedness planning, environmental justice initiatives, and sustainability and resiliency education and outreach.

Horizon	Medium Term
Lead County Entity	DPH
Partners	CSO, LACoFD, LA County Parks, NHM, OEM, PW, Waste management agencies
Topic Tags	Climate Resilience, Equitable Engagement & Transparency

Action 159: Partner with nongovernmental organizations to create strategic, comprehensive, and culturally appropriate education and workforce training initiatives to support sustainable practices, ocean conservation, climate readiness, and environmental literacy.

Horizon	Medium Term
Lead County Entity	CSO, DEO
Partners	Arts & Culture, DBH, DCBA, DPH, LACOE, LA County Parks, Library, School Districts
Topic Tags	Climate Resilience, Economy & Workforce



Action 160: In collaboration with Tribes, develop a framework to include Traditional Ecological Knowledge (TEK) into County sustainability projects and planning processes that ensures that knowledge and resources are recognized as intellectual property and appropriately protected and not appropriated.

Horizon	Near Term
Lead County Entity	CSO
Partners	DRP, LACoFD, LA County Parks, LANAIC, PW
Topic Tags	Equitable Engagement & Transparency

Action 161: Develop public-facing online climate health data tools and resources and host trainings, events, and workshops to educate community members on how to access, interact with, interpret, and use data.

Horizon	Near Term
Lead County Entity	DPH
Partners	CSO
Topic Tags	Climate Resilience, Public Health

Action 162: Collaborate with cities, nonprofits, academic and research institutions, and other partners to increase public participation in community science initiatives, such as the City Nature Challenge and California King Tides Project.

Horizon	Near Term
Lead County Entity	NHM
Partners	Arts & Culture, CSO, DBH, LA County Parks, Library
Topic Tags	Climate Resilience, Equitable Engagement & Transparency, Landscapes & Ecosystems

Goal 11: Inclusive, transparent, and accountable governance that facilitates participation in sustainability efforts, especially by disempowered communities

Action 163: Develop an accessible, centralized online hub for OurCounty climate and environmental data to support advocacy and implementation efforts across community partners, city and Tribal governments, County departments, and residents.

Horizon	Near Term
Lead County Entity	CSO
Partners	CIO
Topic Tags	Climate Resilience, Equitable Engagement & Transparency, Greenhouse Gas Reduction

Action 164: Expand youth engagement and education on climate-related issues, such as health impacts, advocacy, and climate anxiety through the LA County Youth Climate Commission (YCC).

Horizon	Near Term
Lead County Entity	CSO
Partners	YCC
Topic Tags	Climate Resilience, Equitable Engagement & Transparency, Greenhouse Gas Reduction

LA County Youth Climate Commission

Recognizing the vital role young people play in advancing climate action, LA County established the [Youth Climate Commission](#) in 2022 to ensure youth voices are represented in local climate policy. The Commission comprises 25 young leaders who advise the Board of Supervisors and LA County departments on climate-related goals, plans, actions, and initiatives. Through outreach and engagement across the County, the Commission works to reflect the diverse perspectives of young residents and ensure that climate solutions are inclusive, forward-looking, and community-driven.



Goal 12: A commitment to realize OurCounty sustainability goals through creative, equitable, and coordinated funding and partnerships



The OurCounty progress achieved to date is the result of many partners across the public, private, and nonprofit sectors who have supported this shared vision. Their ongoing participation will be crucial as we continue to drive this ambitious plan forward, and the County will seek to strengthen these partnerships, establish new funding techniques, and leverage its own purchasing power to advance OurCounty goals.

For the public sector in particular, our uniquely complex governance systems require coordinated effort toward identifying funding opportunities and implementing sustainability initiatives. Los Angeles County officials will reach across jurisdictions to fulfill this role, identifying and connecting funding opportunities with local partners and upholding our core values within LA County operations.

Working together on these goals, the County and our partners will make a concerted and collaborative effort toward realizing a more sustainable future.

Goal 12: A commitment to realize OurCounty sustainability goals through creative, equitable, and coordinated funding and partnerships

How will we work towards achieving this goal?

Strategy 12A

Improve regional collaboration and coordination

Strategy 12B

Leverage the County’s purchasing power to support organizations achieving positive social and environmental impact



Strategy 12A

Improve regional collaboration and coordination

Los Angeles is the most populous county in the United States, with 88 incorporated cities and approximately 120 unincorporated communities. Its complex governance includes subregional councils of government as well as regional partners, such as the Southern California Association of Governments (SCAG), LA Metro, and South Coast Air Quality Management District (SCAQMD), each with its own governance structure, mandates, and budget. Coordination and collaboration among public officials and agencies is essential to achieve regional sustainable outcomes.

The County will proactively seek partnerships with business, philanthropic, and nonprofit sector groups to implement OurCounty goals. At the same time, it is essential to acknowledge and reduce barriers to collaboration, particularly for community-based organizations that represent historically marginalized groups. This includes simplifying bureaucratic processes, increasing transparency, and ensuring equitable access to funding and decision-making spaces so that all partners can meaningfully contribute to the region’s collective resilience.

Action 165: Coordinate multi-jurisdictional efforts to seek local, state, federal, and philanthropic funding to support OurCounty initiatives and provide technical assistance for community-based organizations, smaller jurisdictions, and tribal governments.

Horizon	Ongoing
Lead County Entity	CSO
Partners	CEO, DPH, LA County Parks, LANAIC
Topic Tags	Climate Resilience, Funding & Financing, Greenhouse Gas Reduction

Action 166: Develop a coordinated approach to attracting Opportunity Zones funding that includes articulating priorities, identifying potential projects and partners, convening stakeholders (community-based organizations, developers, philanthropy, investors), and identifying local and state incentives to streamline approval.

Horizon	Medium Term
Lead County Entity	DEO
Partners	
Topic Tags	Funding & Financing

Goal 12: A commitment to realize OurCounty sustainability goals through creative, equitable, and coordinated funding and partnerships

Action 167: Disseminate community-specific, climate-related health messaging to health care and community partners.

Horizon	Near Term
Lead County Entity	DPH
Partners	CEO, LA County Parks
Topic Tags	Air Quality, Climate Resilience, Public Health

Action 168: Support leadership training programs to educate elected officials and government decision-makers on sustainability and climate resilience.

Horizon	Near Term
Lead County Entity	CSO
Partners	
Topic Tags	Climate Resilience, Greenhouse Gas Reduction

Sustainable Events at Every Scale

Whether it is a community gathering at a County park, a County fair, a global event like the Olympic and Paralympic Games, or anything in between, every event is an opportunity to showcase Los Angeles County’s sustainability values in action. These events—small, large, or otherwise—offer a chance for the County to make a lasting impact to mitigate climate impacts, advance equity, and leave a positive legacy for the region.

Through proactive planning and collaboration with event organizers and community and local partners, the County works to ensure that events are not only memorable but also aligned with the goals in existing County plans, including the Zero Waste Plan. This includes promoting zero waste practices like food recovery and sustainable purchasing while minimizing impacts to neighborhoods, businesses, and residents. By applying these principles across events of all sizes, the County is turning public celebrations, events, and gatherings into opportunities to advance OurCounty goals and deliver lasting improvements.



Action 169: Partner to identify and support actions to safeguard historic and cultural sites, landmarks, and resources and cultural practices to protect against climate change impacts.

Horizon	Near Term
Lead County Entity	CSO
Partners	Arts & Culture, DBH, DRP, LA County Parks, LANAIC, PW
Topic Tags	Climate Resilience

Action 170: Engage with state, regional, private sector, and community experts to address the impacts of climate change on the availability and affordability of insurance and advocate for reforms that enhance insurability.

Horizon	Near to Medium Term
Lead County Entity	CSO
Partners	DRP, ISD, OEM, PW
Topic Tags	Climate Resilience, Funding & Financing

Goal 12: A commitment to realize OurCounty sustainability goals through creative, equitable, and coordinated funding and partnerships

Engagement with Cities

The Chief Sustainability Office (CSO) actively engages all 88 cities across Los Angeles County to support the implementation of a truly regional sustainability vision. Through the sharing of information and resources and policy guidance, the CSO helps cities align with the County’s sustainability goals while advancing their own local priorities. By convening elected officials, city staff, and other decision-makers, the CSO fosters collaboration, connects jurisdictions to grant opportunities and subject-matter experts, and promotes the exchange of best practices. This regional approach ensures that cities are not working in isolation but rather as part of a coordinated network committed to equitable, resilient, and sustainable outcomes for all communities.

Action 171: Partner with cultural institutions to develop and implement a sustainable programming toolkit inclusive of actions like free or reduced entry fees on extreme heat days, using recycled materials, and other sustainable practices.

Horizon	Near Term
Lead County Entity	Arts & Culture
Partners	CSO
Topic Tags	Climate Resilience, Public Health

Action 172: Revise and simplify the County’s contracting and granting mechanisms and procedures to lower barriers for CBO collaboration.

Horizon	Near Term
Lead County Entity	CEO
Partners	ISD
Topic Tags	Equitable Engagement & Transparency



Action 173: Identify an artist-in-residence to advance sustainability goals, environment, and climate resilience.

Horizon	Near Term
Lead County Entity	Arts & Culture
Partners	CSO
Topic Tags	Equitable Engagement & Transparency

InfrastructureLA Environmental, Sustainability, and Resiliency Subcommittee

[InfrastructureLA](#) is a collaborative partnership of local agencies in Los Angeles County working across multiple disciplines and jurisdictions to align priorities, build support, and secure funding for resilient and equitable infrastructure projects. Within this framework, the Environmental, Sustainability, and Resiliency Subcommittee, co-led by the CSO and Public Works, focuses on supporting regional, multi-benefit, and nature-based infrastructure solutions. By developing and implementing solutions that promote a healthier and more sustainable future, the subcommittee plays a crucial role in advancing the County's commitment to environmental stewardship and community well-being.



CHIEF EXECUTIVE OFFICE

Goal 12: A commitment to realize OurCounty sustainability goals through creative, equitable, and coordinated funding and partnerships

Strategy 12B

Leverage the County’s purchasing power to support organizations achieving positive social and environmental impact

With an annual budget of nearly \$50 billion, the County has an immediate opportunity to lead the region toward a more sustainable future by leveraging its own considerable purchasing power. By integrating OurCounty priorities into budget decision-making, the County will advance sustainability in its own operations and public projects alike. Additionally, by developing and implementing contracting and purchasing policies that advance environmental, economic, and equity goals, the County will direct funds and projects toward institutions that embody sustainability themselves and have a positive impact on the region.

Action 174: Work with County departments to maximize existing and develop new dedicated and/or innovative financing mechanisms to implement OurCounty sustainability and climate resilience priorities.

Horizon	Ongoing
Lead County Entity	CEO
Partners	All departments
Topic Tags	Climate Resilience, Funding & Financing, Greenhouse Gas Reduction

Action 175: Develop and implement an LA County climate budgeting process and investment target to support carbon neutrality goals for County operations.

Horizon	Near Term
Lead County Entity	CEO, CSO
Partners	All departments
Topic Tags	Funding & Financing, Greenhouse Gas Reduction



Climate Budget

LA County is working to ensure its financial investments are aligned with its climate and resilience goals through an approach called climate budgeting. Climate budgeting integrates climate targets and considerations into the budget process by examining how each budget item impacts climate goals and needs. Although the development of a full climate budget is a multiyear and iterative process, each step will help support strategic decision-making and improved spending transparency. Substantial resources are needed to achieve carbon neutrality and climate resiliency, and climate budgeting is an important tool to help LA County achieve these ambitious goals.

Action 176: Expand coordination to advance department budget requests that support OurCounty implementation.

Horizon	Near Term
Lead County Entity	CSO
Partners	All departments
Topic Tags	Funding & Financing

Action 177: Modernize the County's purchasing and contracting policies, including its Green Purchasing Policy, to ensure that the County remains fiscally responsible while promoting environmentally friendly, nontoxic, and socially responsible practices, such as contracting with organizations that provide family-sustaining wage jobs in disadvantaged communities.

Horizon	Medium Term
Lead County Entity	ISD
Partners	All departments
Topic Tags	Funding & Financing

Goal 12: A commitment to realize OurCounty sustainability goals through creative, equitable, and coordinated funding and partnerships

Action 178: Conduct a material health assessment for products widely used by the County, including pest control products and firefighting foam.

Horizon	Near Term
Lead County Entity	ISD
Partners	All departments
Topic Tags	Public Health, Waste & Resource Management

Action 179: Explore creating a program to identify, support, and facilitate piloting of innovative solutions to sustainability.

Horizon	Medium Term
Lead County Entity	CSO
Partners	CEO
Topic Tags	Funding & Financing



Acknowledgments



The 2025 OurCounty plan would not have been possible without the hard work and support of numerous people from the County of Los Angeles and throughout the community. In particular, we are grateful for the leadership of the Board of Supervisors, who have continued to make sustainability a priority in the County, and for the dedication and guidance of their staff. Thank you to LA County department staff for lending your expertise, and especially to the members of the County’s Sustainability Council, comprised of staff from every LA County department, for being dedicated partners in this process and fueling the engine of sustainability at the County. We appreciate the LA County Youth Climate Commission’s extensive youth outreach efforts and their feedback throughout the process. Additionally, we are thankful to the members of more than 150 organizations—community, environmental, academic, business, labor, cities and agencies, and local Tribal Governments—for sharing their knowledge and wisdom.

We are especially grateful to our team of community-based organization thought partners and pop-up partners: Alliance for Community Transit–Los Angeles, Antelope Valley Partners for Health, Conservation Corps of Long Beach, Day One, Heal the Bay, Los Angeles Cleantech Incubator, Move LA, Pacoima Beautiful, Union De Vecinos, and the U.S. Green Building Council California. Thank you for your partnership in this project and your dedication to advancing equitable sustainability action across Los Angeles County communities.

We would like to acknowledge the staff at the venues that hosted us and the facilities staff who helped with the essential tasks that often go unnoticed.

We are grateful for the partnerships we have formed with cities and councils of governments throughout the County who helped shape the plan and who will help bring our collaborative and coordinated vision to fruition.

Board of Supervisors

Supervisor Hilda Solis / Supervisor Holly Mitchell / Supervisor Lindsey Horvath / Supervisor Janice Hahn / Supervisor Kathryn Barger

Chief Sustainability Office Team

Rita Kampalath / Matthew Gonser / Victoria Simon / Raj Dhillon / Rebecca Ferdman / Ali Frazzini / Clement Lau / Andres Gonzalez / Jaida Nabayan / Julie Gomez / Martha Velasco

County Sustainability Council

Aging and Disabilities / Agricultural Commissioner, Weights & Measures / Alternate Public Defender / Animal Care and Control / Arts and Culture / Assessor / Auditor-Controller / Beaches & Harbors / Chief Executive Office / Child Support Services / Children and Family Services / Consumer and Business Affairs / County Clerk / County Counsel / District Attorney Economic Opportunity / Executive Office of the Board / Fire / Health Services / Human Resources / Internal Services / Justice Care and Opportunities / Library / Los Angeles County Development Authority / Los Angeles County Museum of Art / Medical Examiner / Mental Health / Military and Veterans Affairs / Natural History Museum of Los Angeles County / Parks and Recreation / Probation / Public Defender / Public Health / Public Social Services / Public Works / Regional Planning / Registrar-Recorder/ Sheriff / Treasurer & Tax Collector / Youth Development

Consultant Team

Buro Happold / Climate Resolve / Estolano Advisors / Inner and Outer Engagement / MIG / tamika butler consulting

Community-Based Organizations

Alliance for Community Transit-Los Angeles / Antelope Valley Partners for Health / Conservation Corps of Long Beach / Day One / Heal the Bay / Los Angeles Cleantech Incubator / Move LA / Pacoima Beautiful / Union De Vecinos / U.S. Green Building Council California

Event Hosts

Earvin "Magic" Johnson Recreation Area / Japanese American Cultural and Community Center / Los Angeles County Natural History Museum / Los Angeles Trade-Technical College

Appendix I: Summary Table

Summary Table

The table on the following pages provides an at-a-glance summary of the goals, strategies, actions, and targets described within this plan. These are also presented in an interactive format in the online version of this document.

Appendix I: Summary Table

#	Action	Horizon	Lead County Entity	Partners	Topic Tags
Goal 1: Resilient and healthy community environments where residents thrive in place					
Targets	Countywide	By 2030:	Reduce toxicity-weighted concentrations of emissions in disadvantaged communities by 35%		
			200,000 affordable housing units		
			Decrease percentage of cost-burdened renter households to 45%		
	Countywide	By 2035:	Increase self-reported household disaster preparedness to 50%		
			Reduce toxicity-weighted concentrations of emissions in disadvantaged communities by 40%		
			300,000 affordable housing units		
			Decrease percentage of cost-burdened renter households to 35%		
	Countywide	By 2045:	Reduce average energy burden for low-income households to 6%		
			Increase self-reported household disaster preparedness to 55%		
			Reduce toxicity-weighted concentrations of emissions in disadvantaged communities by 80%		
Unincorporated	By 2045:	585,000 affordable housing units			
		100% of water agencies have affordable cost of water to meet health and safety needs			
		Reduce average energy burden for low income households to 4%			
Unincorporated	By 2030:	Decrease percentage of cost-burdened renter households to 15%			
		Increase self-reported household disaster preparedness to 60%			
		Meet 25% of Regional Housing Needs Assessment (RHNA) housing production targets for very low, low, and moderate-income housing (sixth cycle)			
Unincorporated	By 2035:	Meet 50% of Regional Housing Needs Assessment (RHNA) housing production targets for very low, low, and moderate-income housing			
		Meet 100% of Regional Housing Needs Assessment (RHNA) housing production targets for very low, low, and moderate-income housing			
		Meet 100% of Regional Housing Needs Assessment (RHNA) housing production targets for very low, low, and moderate-income housing			
Strategy 1A: Minimize the exposure of vulnerable populations to pollution and reduce health disparities					
1	Apply appropriate design, technology, and other measures when siting sensitive uses, such as schools and senior centers within 500 feet of major sources of air pollution like freeways.	Medium Term	DRP	DPH, LACDA, LA County Parks, PW	AQ, LU
2	Coordinate with state agencies to develop and implement a closure plan for orphan and idle oil and gas wells, prioritizing by condition of wells and their proximity to sensitive populations and identifying potential funding sources for implementation.	Near Term	PW	DPH, DRP, LACoFD	AQ, F&F, LU, PH
3	Support the development and implementation of local regulations for oil and gas operations and maintenance activities that strengthen health and safety protections and increase transparency for local communities, including strengthening public notification requirements.	Medium Term	DPH	DRP, LACoFD, PW, Sheriff, State agencies	AQ, PH
4	Use fence-line and community air monitoring data to strengthen regulations on industrial facilities and expand enforcement resources for these regulations.	Medium Term	DPH	Air pollution control districts	AQ
5	Continue and expand the residential lead-based paint hazard remediation program.	Near Term	DPH, LACDA	Cities	PH
6	Partner with the South Coast Air Quality Management District (SCAQMD) to monitor air quality in the vicinity of schools and identify measures to reduce pollution exposure.	Medium Term	CSO	DPH, School Districts	AQ

Appendix I: Summary Table

#	Action	Horizon	Lead County Entity	Partners	Topic Tags
7	Work with County departments and regional partners to develop strategies that reduce illegal dumping of bulky items, construction materials, mulch, and other waste, while identifying funding sources to support education, cleanup, and enforcement efforts.	Near Term	PW	District Attorney, DPH, DRP, LACoFD, Local law enforcement, Sheriff	LU, PH, W&R
8	Support small businesses in meeting or exceeding requirements in Green Zone Program areas through counseling and identifying funding opportunities.	Near Term	DEO	DCBA, DPH, DRP, LA County Parks, TTC	AQ, E&W, PH
9	Assess the feasibility of establishing a brownfields program and identify innovative funding mechanisms to support the remediation and reuse of brownfields for community-serving purposes, such as affordable housing, parks, and community gardens, through close collaboration with community-based organizations (CBOs) in impacted communities.	Near Term	CSO	LACDA, LA County Parks, PW	F&F, L&E, LU, PH, WR
10	Implement the ordinance to phase out oil drilling.	Medium to Long Term	DRP	DPH, PW	GHG, LU, PH
11	Support the application of bioremediation methods, such as the use of plants, fungi, and microbes, as an innovative approach to brownfield remediation.	Near Term	CSO	LA County Parks, PW	L&E
12	Support the implementation of South Coast Air Quality Management District's (SCAQMD) Warehouse Indirect Source Rule 2305, which creates a point system known as Warehouse Actions and Investments to Reduce Emissions that incentivizes warehouses to reduce emissions, including installing filtration systems in schools.	Near to Medium Term	CSO	DPH, DRP	AQ, GHG, TR
Strategy 1B: Ensure housing and household utility affordability					
13	Identify and implement best practices to preserve and increase the amount of affordable housing proximate to job centers, transit, parks, and open space amenities.	Medium Term	DRP, LACDA	CEO	HG, LU
14	Invest in publicly subsidized social housing.	Near Term	LACDA	CEO, LACAHSA	HG
15	Purchase, rehabilitate, and preserve naturally occurring affordable housing.	Near Term	LACDA	CEO, LACAHSA	HG
16	Advocate for drinking water affordability through equitable utility pricing, Cal Fresh/EBT water supplements, reducing obstacles to lifeline rates, and water-efficient appliance subsidies.	Near Term	CEO, CSO	Local water agencies, PW	HG, WT
17	Advocate on behalf of County residents for energy affordability and climate resilience and promote expansion of clean energy and energy efficiency programs at the California Public Utility Commission.	Near Term	CSO	CEO, ISD	CR, EN
Strategy 1C: Ensure access to safe, clean, and affordable water					
18	In alignment with the County Water Plan, provide support for small water systems and develop a set of options to ensure communities countywide have access to safe, clean, affordable, and reliable drinking water.	Ongoing	PW	CEO, CSO, DPH, LACoFD, State and local water agencies	F&F, WT
19	Promote and advocate to develop funding or financing mechanisms for property owners to replace leaky, corroded, and/or unsafe pipes and fixtures.	Near Term	CEO, PW	CSO, DPH, Wastewater management agencies	F&F, PH, WT

Appendix I: Summary Table

#	Action	Horizon	Lead County Entity	Partners	Topic Tags	
20	Adopt and advocate for policies to control sources of difficult to manage water contaminants, including PFAS, microplastics, and other emerging contaminants of concern.	Near to Medium Term	CEO, PW	CSO, DPH	PH, WT	
Strategy 1D: Develop community capacity to prepare for, mitigate, respond to, and bounce forward from climate and hazard emergencies						
21	Expand and partner on opportunities for community hazards trainings, ensuring a culturally-specific and trauma-informed lens, such as household and family emergency preparedness, Community Sensitive Site Safety Blueprint, or Community Emergency Response Teams (CERT).	Medium Term	OEM	CEO, DPH, LACoFD, Library, Sheriff	CR	
22	Advance economic resiliency in the region by building the capacity of small businesses to prepare for and sustain operations following natural disasters and other economic shocks.	Medium Term	DEO	Arts & Culture, CSO, OEM	CR, E&W	
23	Install and upgrade hydration stations, bathrooms, and other amenities in parks and other public spaces to support community resilience and ensure access to clean water and sanitation.	Near Term	DBH, LA County Parks	DPH, OEM	CR	
24	Expand battery storage systems and microgrids at critical County facilities and infrastructure to enhance resilience.	Near Term	ISD	CEO, LACDA, LACoFD, PW, Metro, Sheriff	CR, EN	
25	Encourage and support neighborhoods to become certified Firewise Communities or create California Fire Safe Councils and provide support to help these communities to develop and implement Community Wildfire Protection Plans and maintain their fire-safe practices.	Near Term	LACoFD	CSO, OEM, PW	CR	
26	Partner with communities most impacted by climate hazards to map and assess existing assets that support communities outside of, during, and after hazard events, and support enhancements of such hubs of community resilience.	Near to Medium Term	CSO	DEO, DPH, ISD, LAAD, LACDA, LA County Parks, Library, OEM, PW	CR	
Goal 2: Buildings and infrastructure that support human health and resilience						
Targets	By 2030:	Replace 500 acres of pavement at schools and in public spaces with multi-benefit and nature-based solutions				
		Avoid 10% of projected heat stress emergency department visits				
	By 2035:	Increase local water supply sources by 175,000 acre-feet per year				
		Replace 1,000 acres of pavement at schools and in public spaces with multi-benefit and nature-based solutions				
	By 2045:	Avoid 20% of projected heat stress emergency department visits				
		Increase local water supply sources by 310,000 acre-feet per year				
	Unincorporated	Replace 1,600 acres of pavement at schools and in public spaces with multi-benefit and nature-based solutions				
		Avoid 30% of projected heat stress emergency department visits				
	By 2035:		Increase local water supply sources by 580,000 acre-feet per year			
	By 2045:		Achieve at least 18% canopy cover for all unincorporated areas combined			
		Achieve at least 20% canopy cover for all unincorporated areas combined				

Appendix I: Summary Table

#	Action	Horizon	Lead County Entity	Partners	Topic Tags
Strategy 2A: Integrate climate adaptation and resilience into planning, building, infrastructure, and community development decisions					
27	Maintain, update, and use the countywide Climate Vulnerability Assessment to assess high-risk infrastructure assets and guide priority investments, projects, programs, and policy changes to address social and physical infrastructure risks.	Near Term	CSO	County Counsel, DPH, DRP, ISD, LACoFD, LA County Parks, OEM, PW, Sheriff	CR, PH
28	Support the development and implementation of advanced clean technology, such as virtual power plants, vehicle-to-grid or vehicle-to-building technology, and microgrids, to build a more equitable and resilient grid.	Near Term	CSO	ISD	CR, EN
29	Develop and implement a County Heat Action Plan to ensure that communities, infrastructure, and ecosystems can thrive in the face of rising temperatures and more extreme heat.	Near Term	CSO	CEO, DEO, DPH, DRP, ISD, LAAD, LACoFD, LA County Parks, OEM, PW	CR, PH
30	Establish a collaborative regional approach to develop and implement a coastal resilience and adaptation program that uses sea level rise projections and environmental justice principles to protect public health and safety and coastal habitats and economies.	Near Term	CSO, DBH	DRP	CR, L&E, LU
31	Develop a whole home hazards retrofit program, including direct install support, for sustainable and resilient building upgrades, that address risks, such as fire, flood, drought, seismic events, and indoor air quality.	Medium Term	CSO, ISD	DRP, OEM, PW	CR, F&F
32	Collaborate with climate-vulnerable communities, local organizations, and other community-based organizations to enhance capacity to engage in, plan for, and co-create programs and projects solutions for sustainability and climate resilience challenges.	Near to Medium Term	CSO	Arts & Culture, DPH, DRP, LAAD, LACDA, LA County Parks, Library, OEM, PW	CR
33	Collaborate with County departments, academic partners, local Tribes, nongovernmental, and other partners, and other jurisdictions to review lessons learned from past disasters and apply insights to proactively strengthen preparedness, response, and resilience strategies.	Near Term	CSO	All departments	CR
Strategy 2B: Transition to sustainable and healthy building design and construction					
34	Continue to adopt CALGreen Tier 1 green building standards and seek opportunities to adopt Tier 2 standards in alignment with County priorities and goals.	Medium Term	PW	CSO	AQ, EN, GHG, WT
35	Create uniform climate design guidelines for capital projects and develop climate-focused capital improvement program that can be replicated by other jurisdictions	Near Term	CEO, CSO	DRP, ISD, LA County Parks, PW	CR, PH
36	Maximize cool roof and solar and battery installation at the Los Angeles County Development Authority's low-income housing facilities.	Near Term	LACDA	ISD	CR, EN, PH
37	Provide technical assistance to building owners and operators to take action on County priorities, such as energy efficiency, decarbonization, water management, and indoor air quality.	Near Term	ISD	CSO, PW	AQ, CR, EN, GHG
Strategy 2C: Create an integrated and resilient water system					

Appendix I: Summary Table

#	Action	Horizon	Lead County Entity	Partners	Topic Tags
38	In alignment with the County's Safe, Clean Water Program, invest in multi-benefit, nature-based stormwater management solutions that diversify and increase reliability of the water supply, reduce dependency on imported water, reduce impermeable area, and increase green space and vegetation, and maximize benefits to Native and disadvantaged communities.	Ongoing	PW	Cities, CSO, LA County Parks	CR, WT
39	Implement and adaptively manage the County Water Plan to realize the local water supply plan to maximize both centralized and decentralized sources, including large recycling projects, groundwater, stormwater capture, and the use of alternative water sources, such as gray water and rainwater, in addition to improved and efficient regional conveyance of water.	Near to Medium Term	CEO, PW	DPH, LA County Parks, Wastewater management agencies	CR, WT
40	In alignment with the County Water Plan, support efforts to clean contaminated aquifers and protect groundwater basins from seawater intrusion and other pollutants.	Near to Medium Term	PW	Groundwater management agencies	CR, PH, WT
41	In alignment with the County Water Plan, advocate for a collaborative approach to partnering with the region's various groundwater managers to sustainably manage regional groundwater basins and develop a regional stormwater-aquifer model to improve groundwater recharge.	Medium to Long Term	PW	Groundwater management agencies	CR, L&E, PH
42	Implement and adaptively manage existing programs to ensure effective, well-maintained flood-risk mitigation infrastructure to communities and include a mechanism to facilitate the reporting of incidents by residents/municipalities to help identify and address chronic local flooding issues.	Medium Term	PW	Cities	CR, WT
Strategy 2D: Ensure that shade and a climate-appropriate, healthy community tree canopy are equitably distributed					
43	Implement priority actions from the Room to Grow: the Los Angeles County Community Forest Management Plan (CFMP).	Near Term	CSO	ACWM, DBH, DEO, DPH, DRP, LACoFD, LA County Parks, PW	CR, GHG, L&E, PH
44	Complete an assessment identifying early opportunities for depaving projects in multiple high tree canopy need communities, including on public and private property and at schools.	Near Term	CSO, DPH	PW	CR, L&E, WT
Goal 3: Equitable and sustainable land use and development without displacement					
Targets	Countywide	By 2030:	Ensure 30 cities and/or unincorporated communities have a Walk Score of 70 or higher At least 1:1 replacement of demolished housing units with equally affordable units		
		By 2035:	Ensure 35 cities and/or unincorporated communities have a Walk Score of 70 or higher		
		By 2045:	Ensure 45 cities and/or unincorporated communities have a Walk Score of 70 or higher		
Strategy 3A: Increase housing production and density and limit urban sprawl					

Appendix I: Summary Table

#	Action	Horizon	Lead County Entity	Partners	Topic Tags
45	Update land use and development standards to facilitate production of infill housing, including "missing middle" housing and higher density housing development.	Near Term	DRP	LACAHSA, LACDA, PW	CR, HG, LU
46	Support the preservation of agricultural and working lands by limiting their conversion, particularly in high fire and flood hazard areas, and identifying opportunities for incentivizing agricultural uses.	Near Term	DRP, OFS	State agencies	CR, L&E, LU
Strategy 3B: Promote walkable, mixed-use neighborhoods					
47	Expand transit oriented communities, which include vital public amenities such as parks and active transportation infrastructure.	Medium Term	DRP	Cities, LA County Parks, Metro and other transit agencies, PW	HG, LU, TR
48	Develop a rubric through the County's Land Bank Pilot to evaluate properties that are most viable for the County to acquire to build affordable housing, including mapping layers with future public transit and climate risks to identify opportunities for transit-oriented development and climate-safe infill development or disaster recovery.	Medium Term	CEO	Cities, DRP, LACAHSA, LACDA, Metro and other transit agencies, PW	CR, HG, LU, TR
49	Promote walkability through various tools, including zoning that enables a mix of uses, pedestrian and active transportation enhancements with metrics (e.g., Walk Score) to demonstrate improvements, and public art and amenities.	Near Term	DPH, DRP	Arts & Culture, Metro and other transit agencies, PW	HG, TR
Strategy 3C: Ensure that public investments do not facilitate displacement, particularly of disadvantaged communities					
50	Increase awareness of the County's Rent Stabilization Ordinances among vulnerable populations, including immigrant communities, and expand capacity of associated resources, such as the tenant protection hotline.	Near Term	DCBA	CEO, DRP, LACAHSA, LACDA	HG
51	Promote and enhance public awareness on the Tenant Right to Counsel Program that is essential in providing vulnerable tenants facing eviction and identify and pursue funding opportunities to support this work.	Near Term	DCBA	CEO, DRP, LACAHSA, LACDA	HG
52	Provide technical assistance to cities to strengthen existing tenant protections and develop rent stabilization ordinances, including through convening regular housing summits for cities.	Medium Term	DCBA	LACAHSA, LACDA	HG
53	Promote the development and growth of community land trusts, housing cooperatives, and other models for the provision of permanently affordable rental and ownership housing.	Medium Term	LACDA	CEO, DCBA, LACAHSA	HG, LU
Strategy 3D: Limit development in high flood and high fire hazard areas					
54	Incorporate climate projections into the regular updates of the building code, fire code, Hazard Mitigation Plan, Community Wildfire Protection Plan, and Floodplain Management Plan.	Medium Term	PW	CSO, DRP, LACoFD, OEM	CR, LU
55	Evaluate and implement opportunities to protect, preserve, and restore floodplains, streams, and wetlands to maximize ecosystem services.	Near Term	DRP, CSO	DPH, LA County Parks, PW	CR, L&E, LU, WT

Appendix I: Summary Table

#	Action	Horizon	Lead County Entity	Partners	Topic Tags
56	Adopt a community wildfire protection ordinance, and engage in and support the development, implementation, and maintenance of Community Wildfire Protection Plans.	Near Term	DRP	CSO, LACoFD, OEM	CR, LU
57	Increase flood insurance affordability countywide by maintaining, maximizing, and expanding jurisdictions' participation in the FEMA National Flood Insurance Program Community Rating System.	Medium Term	CSO	OEM, PW	CR
58	Explore the creation of managed vegetated land buffers in high fire hazard and flood risk areas to protect communities and increase access to open spaces that can also provide recreational, local food, and other community benefits.	Medium Term	DRP, LA County Parks	CEO, CSO, LACoFD, PW	CR, L&E, LU
Goal 4: A prosperous LA County that provides opportunities for all residents and businesses and supports the transition to a green economy					
Targets	Countywide	Increase the percentage of adults with stable full-time employment at or above 250% federal poverty level by 2033			
		By 2035: 400,000 green jobs			
		By 2045: 560,000 green jobs			
Strategy 4A: Grow the green economy and support small businesses					
59	Incentivize economic growth in sectors that are important to the fulfillment of sustainability goals, such as material recycling, through business attraction and incubator programming.	Medium Term	DEO	DCBA, LACDA, PW	E&W
60	Support the establishment, preservation, and growth of small businesses, such as through streamlined permitting processes and equitable contracting opportunities.	Near Term	DEO	CSO	E&W
61	Promote the growth of local aquaculture operations through economic development and creation of market opportunities.	Medium Term	OFS	CEO, CSO, DEO, DPH, DRP	E&W
Strategy 4B: Meet the needs of sustainable industry growth					
62	Collaborate with the City of Los Angeles, Just Transition Task Force, and other stakeholders to implement and expand upon the Los Angeles Just Transition Strategy.	Near Term	CSO, DEO	DCBA, DRP, LA County Parks	E&W, LU
63	Partner with community-based organizations, educational institutions, and the private sector to develop High Road Training Partnerships that connect workers to growth sectors of the economy.	Near Term	DEO	Arts & Culture, DPH, DPSS	E&W
64	Select common quantifiable metrics to track the outcomes of all LA County funded training programs (e.g. graduates, job retention, wages, and mobility).	Near Term	DEO	All departments	E&W
65	Collaborate on a green economy study to investigate workforce and just transition opportunities in emerging sectors such as electric vehicles, offshore wind, biodiversity, resource circularity, and the ocean economy.	Near Term	DEO	CEO, CSO	E&W
66	Examine and invest in workforce training opportunities to prepare County residents, including underserved communities, for careers that leverage ethical artificial intelligence (AI).	Near Term	DEO	CSO	E&W

Appendix I: Summary Table

#	Action	Horizon	Lead County Entity	Partners	Topic Tags
Goal 5: Thriving ecosystems, habitats, and biodiversity					
Targets	By 2030:	Increase the percentage of conserved area to 35% of total County land area			
	By 2035:	Increase the percentage of conserved area to 40% of total County land area			
	By 2045:	Increase the percentage of conserved area to 45% of total County land area			
Strategy 5A: Increase ecosystem function, habitat quality, and connectivity, and prevent the loss of native biodiversity in the region					
67	Pursue strategies to protect biodiversity from human activity impacts, such as conducting wildlife connectivity analyses and land conversion assessments.	Near Term	DRP	Cities, CSO, DBH, LA County Parks	L&E
68	Support the development of wildlife crossings and habitat corridors at critical habitat connectivity points, including in urban areas.	Medium Term	DRP	Cities, CSO, LA County Parks, NHM, State agencies	L&E, LU
69	Develop a native plants policy for County-managed facilities, including development of resources that can support conversion of traditional landscaping to native and drought tolerant options.	Near Term	CSO	DBH, ISD, LA County Parks, Library, NHM, PW	L&E, WT
70	Increase coordination and expand training for County and affiliated personnel to promote the selection of native, climate-resilient species that strengthen biodiversity, heat and fire resilience, water management, and regional habitat connectivity.	Medium Term	CSO, LA County Parks	CIO, DBH, DRP, LACoFD, NHM, PW	CR, L&E
71	Increase the number of native plants, trees, and pollinator/bird friendly landscapes on public properties for education and habitat connectivity.	Medium Term	ISD, LA County Parks	CSO, DBH, Library, NHM	L&E
72	Identify opportunities for ecosystem enhancement for areas impacted by disturbances such as wildfires or invasive pests.	Medium Term	LACoFD, LA County Parks	ACWM, DBH, DRP	CR, L&E
73	Support and advocate for efforts by sanitation districts to pilot solutions that address nutrient pollution and ocean acidification, such as alkalinity enhancement, wetlands, or advanced monitoring systems.	Near Term	CSO	DBH, DPH, Wastewater management agencies, PW	PH, WT
Strategy 5B: Preserve and enhance open space, waterways, and priority ecological areas					
74	Implement the Countywide Parks Needs Assessment Plus (PNA+) to meet the 30x30 goal, prioritizing open space preservation and acquisition in priority areas for environmental conservation and restoration.	Medium Term	LA County Parks	CSO, DBH, DRP	L&E, LU
75	Support strategies to preserve and protect priority ecological sites, supporting sites, and priority species, including significant ecological areas, habitat connections, terrestrial streams, wetlands, and aquatic habitats.	Near to Medium Term	DRP, DBH	ACWM, CSO, LACoFD, LA County Parks, NHM	CR, L&E, LU
76	Integrate best practices for sustainable parks into the County's Park Design Guidelines, addressing key issues, such as biodiversity, native plants, shade and cooling, operations and maintenance, and stormwater management.	Near Term	LA County Parks	DBH, PW	CR, L&E

Appendix I: Summary Table

#	Action	Horizon	Lead County Entity	Partners	Topic Tags
77	Implement existing and develop new river corridor master plans to establish comprehensive and coordinated management guidelines for local waterways, prioritizing re-wilding where feasible, while also balancing needs, such as flood management, habitat, biodiversity, and community preference.	Near Term	PW	Cities, CSO, LA County Parks, Wastewater management agencies	CR, L&E, LU
78	Facilitate restoration of sandy beaches, dunes, wetlands, kelp forests, and other marine and coastal habitats that support biodiversity, economic activity, and equitable access to recreational activities.	Medium Term	DBH	DRP, PW	CR, E&W, L&E
79	Explore innovative land management strategies that enable tribal and community stewardship while minimizing administrative and financial burdens.	Medium Term	LA County Parks	CEO, DBH, LANAIC	L&E, LU
80	Support sanitation districts in exploring options for beneficial reuse of brine to reduce the volume discharged to the environment as a result of wastewater recycling and other water-treatment processes.	Near to Medium Term	PW	CSO, DPH, Wastewater management agencies	L&E, WT
Goal 6: Accessible parks, beaches, recreational waters, public lands, and public spaces that create opportunities for respite, recreation, ecological discovery and cultural activities					
Targets	Countywide	By 2030:	Increase the percentage of residents within half a mile of parks and open space to 70% Increase the number of public swimming pools to 2.25 per 100,000 residents and the number of splash pads to 1.25 per 100,000 residents		
		By 2035:	Increase the percentage of residents within half a mile of parks and open space to 75% Increase the number of public swimming pools to 2.50 per 100,000 residents and the number of splash pads to 1.50 per 100,000 residents		
		By 2045:	Increase the percentage of residents within half a mile of parks and open space to 80%		
			Increase the number of public swimming pools to 2.75 per 100,000 residents and the number of splash pads to 1.75 per 100,000 residents		
Strategy 6A: Improve access to parks, beaches, recreational waters, public lands, and public spaces					
81	Collaborate with cities and agencies to plan, implement, and maintain parks, trails and greenways, plazas, vacant lot adoptions, and joint-use green schoolyards in neighborhoods with Very High/High park need and/or critical habitat gaps.	Ongoing	LA County Parks	Cities, DPH, DRP, Library, PW, School Districts	L&E, PH
82	Implement the Community Parks and Recreation Plans, Countywide Parks Needs Assessment (PNA) and Parks Needs Assessment Plus (PNA+), prioritizing park projects in Very High/High park need areas and priority areas for regional recreation, rural recreation, conservation, and restoration.	Near to Medium Term	LA County Parks	Cities	L&E, PH
83	Implement the County's Bicycle Master Plan, including providing safe and convenient connections to open spaces, parks, beaches, mountains, trails, recreation facilities, transit stations, and bus stops.	Ongoing	PW	DBH, LA County Parks, Metro and other transit agencies	L&E, PH, TR

Appendix I: Summary Table

#	Action	Horizon	Lead County Entity	Partners	Topic Tags
84	Implement recommendations from the Indigenous Peoples' Day Report and the We Are Still Here report to address barriers to observance of traditional practices, particularly on County-owned land.	Near Term	LANAIC	CSO	L&E
85	Simplify permitting and administrative processes to facilitate community-led events and programs in County-owned spaces.	Near Term	CSO	DBH, ISD, LA County Parks, Library	E&T
86	Enhance the public notification system and multilingual outreach to expand access to timely water quality information for recreational waterbodies.	Near Term	DPH	DBH	PH, WT
Strategy 6B: Implement inclusive design and programming for parks, beaches, public lands, cultural amenities, and public spaces					
87	Offer diverse programs and events—especially in Very High/High park need areas—to meet community needs and activate public spaces, including Parks After Dark, farmers markets, concerts, movie nights, adaptive and culturally relevant activities, and vendor opportunities that support small businesses, including through street closures.	Ongoing	DBH, LA County Parks	Arts & Culture, DEO, DPH	L&E, PH
88	Include civic art as part of design, capital projects, climate infrastructure (such as shade structures), and programming for parks, beaches, public lands, cultural amenities, and public spaces.	Ongoing	Arts & Culture	DBH, LA County Parks, PW	L&E
89	Integrate artists, cultural organizations, community members, and local Tribes in planning processes and project development for parks, public lands, and public spaces to support equitable development and access to arts and culture.	Ongoing	Arts & Culture	DBH, LA County Parks	E&T, L&E
Goal 7: A fossil fuel-free LA County					
Targets	Countywide	By 2030:	Achieve a 40% reduction in greenhouse gas emissions Increase renewable electrical generation to at least 5,400 GWh 60,000 public EV chargers		
		By 2035:	Achieve a 50% reduction in greenhouse gas emissions Increase renewable electrical generation to at least 6,500 GWh 130,000 public EV chargers		
	Unincorporated	By 2045:	Achieve carbon neutrality Increase renewable electrical generation to at least 9,500 GWh 225,000 public EV chargers		
		By 2030:	Achieve a 40% reduction in greenhouse gas emissions		
	County Operations	By 2035:	Achieve a 50% reduction in greenhouse gas emissions		
		By 2045:	Achieve carbon neutrality		
		By 2030:	Achieve a 50% reduction in greenhouse gas emissions		
		By 2035:	Achieve a 60% reduction in greenhouse gas emissions		
	By 2045:	Achieve carbon neutrality			

Appendix I: Summary Table

#	Action	Horizon	Lead County Entity	Partners	Topic Tags
Strategy 7A: Transition to a zero-carbon energy system that reduces air and climate pollution and that minimizes the dangers of a changing climate to our communities and economy					
90	Develop a publicly accessible community energy map that identifies opportunities for deploying distributed energy resources and microgrids to improve energy resiliency in climate vulnerable communities.	Near Term	CSO	PW, Utilities	CR, EN
91	Maximize the installation of solar and energy storage systems on County property, including requiring solar on new facilities, whenever cost-effective.	Near Term	ISD	DHS, LACDA, LACoFD, LA County Parks, PW, Sheriff, Utilities	CR, EN
92	Develop and adopt an updated renewable energy ordinance that advances renewable energy and storage technologies in ways that prioritize community safety, energy resilience, and environmental justice.	Near Term	DRP	CSO	CR, EN, GHG, LU
93	Identify suitable areas and incentives for the development of renewable energy technology that also address community concerns.	Near Term	DRP	CSO, ISD	CR, EN, GHG, LU
94	Advocate at the state and local level for an equitable transition away from natural gas utilities and infrastructure.	Near Term	CSO	CEO	AQ, EN, GHG
95	Transition all County facilities to a renewable energy supply, including those in incorporated LA County.	Medium Term	CSO, ISD	Utilities	AQ, EN, GHG
96	Develop policy recommendations to ensure that environmental and community concerns are addressed in emerging energy sectors, such as green hydrogen and offshore wind.	Near Term	CSO, DRP	-	AQ, EN, GHG
97	Identify the sustainability impacts of AI data centers on LA County and policy levers for addressing water and energy demand.	Near Term	CSO	ISD, PW	EN, GHG, WT
Strategy 7B: Create a zero-emission transportation system					
98	Install 5,000 electric vehicle (EV) chargers at County facilities and properties for public, employee, and fleet use, prioritizing locations in disadvantaged communities.	Medium Term	ISD	DBH, LACoFD, LA County Parks, Metro, PW, Sheriff	AQ, GHG, TR
99	Partner with equipment manufacturers to pilot zero-emission public safety vehicles, including a Sheriff pursuit vehicle and transport bus and LA County Fire Department (LACoFD) fire engine.	Medium Term	LACoFD, Sheriff	-	AQ, GHG, TR
100	Update the circulation element of the General Plan to incorporate a Truck Route Master Plan to identify and establish specific truck travel routes for safe and efficient transport and prioritize the reduction of emissions exposure for vulnerable populations, including avoiding residential areas and sensitive receptors.	Near Term	PW	DPH, Metro and other transit agencies	AQ, TR
101	Partner with local and regional agencies, private freight movers, community-based organizations (CBOs), and community members along key freight corridors to implement 'green goods movement technologies, such as medium- and heavy-duty zero-emission vehicle infrastructure at County facilities, through initiatives like Metro's I-710 Corridor Project or use	Medium Term	CSO	Metro, PW	AQ, GHG, TR

Appendix I: Summary Table

#	Action	Horizon	Lead County Entity	Partners	Topic Tags
102	Incentivize the transition to zero-emission cargo handling equipment at the San Pedro Bay Port Complex in partnership with the Ports of Los Angeles and Long Beach, labor organizations, and community stakeholders.	Near Term	CSO	-	AQ, GHG, TR
103	Support the transition to a zero-emission rail system for goods movement by coordinating with regional, state, and federal agencies to invest in electrified rail infrastructure, prioritize zero-emission technology upgrades at railyards, and reduce emissions in communities disproportionately impacted by freight corridors.	Near Term	CSO	-	AQ, GHG, TR
104	Implement the Zero-Emission Vehicle (ZEV) Master Plan, including ZEV infrastructure deployment; partnerships with relevant private, government, and non-government entities; workforce training opportunities; and advancing the County's zero-emission fleet goals.	Medium Term	ISD	All Departments	AQ, E&W, GHG, TR
Goal 8: A convenient, safe, clean, and affordable transportation system that enhances mobility and quality of life while reducing car dependency					
Targets	<p>Increase to at least 15% of all commute trips by foot, bike, micromobility, or public transit</p> <p>By 2030:</p> <p>Reduce average daily VMT per capita to 18 miles</p> <p>Reduce average Transportation Cost Index to 12%</p>				
	<p>Increase to at least 30% of all commute trips by foot, bike, micromobility, or public transit</p> <p>By 2035:</p> <p>Reduce average daily VMT per capita to 15 miles</p> <p>Reduce average Transportation Cost Index to 10%</p> <p>Eliminate traffic-related fatalities</p>				
	<p>Increase to at least 50% of all commute trips by foot, bike, micromobility, or public transit</p> <p>By 2045:</p> <p>Reduce average daily VMT per capita to 10 miles</p> <p>Reduce average Transportation Cost Index to 5%</p> <p>Maintain zero traffic-related fatalities</p>				
	<p>Countywide</p>				
Strategy 8A: Reduce vehicle miles traveled by prioritizing alternatives to single-occupancy vehicles					
105	Support local jurisdictions and transit agencies in prioritizing public transportation, such as through Metro and the City of Los Angeles' efforts to develop and implement a "Transit First" policy.	Near Term	PW	Metro and other transit agencies	GHG, PH, TR
106	Support Metro's efforts to install bus-only lanes and signal prioritization along major thoroughfares, as well as their coordination with transit agencies and neighboring jurisdictions to plan and install full bus rapid transit infrastructure along priority corridors.	Near to Medium Term	PW	Cities, Metro and other transit agencies	AQ, GHG, TR
107	Enhance parking strategies to expand the use of active transportation and maximize land use efficiency, such as eliminating minimum parking requirements for all new residential units, establishing parking maximums within a half-mile of high-quality transit stops, creating and expanding parking benefit districts, and incentivizing developers to provide less-than-maximum allowable parking.	Medium Term	DRP	PW, Sheriff	HG, LU, TR

Appendix I: Summary Table

#	Action	Horizon	Lead County Entity	Partners	Topic Tags
108	Develop and implement a transportation demand management (TDM) ordinance that requires developers to incorporate measures such as subsidized transit passes and car share.	Near to Medium Term	CSO, PW	DRP, Metro and other transit agencies	AQ, GHG, TR
109	Evaluate and implement demand-based parking pricing at County facilities and on County streets where appropriate.	Near Term	ISD	Sheriff	TR
110	Explore hoteling options for County departments to optimize space utilization and reduce commute-related emissions.	Near to Medium Term	CEO, DHR, ISD	-	GHG, TR
111	Pilot mobility hubs and other temporary transportation interventions at County facilities during special events to test clean-mobility solutions and inform future investments.	Near Term	CSO	DRP, Metro, PW	AQ, TR
112	Support the integration of micromobility and emerging transportation technologies by advancing infrastructure, policy, and programs that prioritize public safety and accessibility.	Near to Medium Term	CSO	DRP, Metro, PW	AQ, GHG, TR
113	Create a roadmap for equitable implementation of County mobility-related planning through a collaborative, cross-departmental process.	Near Term	CEO	CSO, DHS, DPH, JCOD, PW, Sheriff	AQ, GHG, TR
Strategy 8B: Improve transportation health and safety outcomes					
114	Implement the County's Vision Zero Action Plan for unincorporated communities and work with local jurisdictions to implement transportation safety enhancements that reduce traffic injuries and deaths.	Ongoing	DPH, PW	LACDA, LACoFD, Metro and other transit agencies, Sheriff	PH, TR
115	Support Metro's efforts to implement a pilot project of congestion pricing to reduce traffic, improve air quality, increase transit ridership, and make streets safer by amplifying considerations of equity.	Near Term	CSO	DPH, Metro, PW	AQ, GHG, PH, TR
116	Develop recommendations, including decriminalization practices and diversion programs, to promote public safety for all forms of mobility and transportation.	Near Term	CEO	CSO, DHS, DPH, JCOD, Sheriff	PH, TR
117	Collaborate with cities to monitor and evaluate the impacts of emerging clean-tech mobility solutions, including autonomous vehicles and as it relates to pedestrian safety, transportation emissions, and mobility to inform future testing and deployment within the region.	Medium Term	CSO	Cities	GHG, TR

Appendix I: Summary Table

#	Action	Horizon	Lead County Entity	Partners	Topic Tags
Goal 9: Sustainable production and consumption of resources					
Targets	By 2030: Decrease by 25% overall per capita waste generation Per capita potable water demand does not exceed 90 gallons per day				
	By 2035: Decrease by 30% overall per capita waste generation Per capita potable water demand does not exceed 80 gallons per day				
	By 2045: Decrease by 35% overall per capita waste generation Per capita potable water demand does not exceed 70 gallons per day				
	By 2030: 80% of waste diverted from landfills				
	By 2035: 90% of waste diverted from landfills				
	By 2045: More than 95% of waste diverted from landfills				
	Countywide				
Unincorporated					
Strategy 9A: Reduce waste generation					
118	Develop and implement an equitable strategy to address plastic waste and pollution, and support a transition to reusable products and materials.	Near Term	ISD, PW	DBH, DCBA, DEO, DPH	W&R
119	Conduct a comprehensive waste characterization study of the unincorporated communities every five years.	Near Term	PW	LA County Parks	W&R
120	Establish rigorous recycling programs and requirements in County facilities, pursue zero waste certification requirements at County facilities, and develop incentives for businesses to achieve zero waste certification.	Medium Term	CSO, PW	DEO, ISD, LA County Parks, RR/CC	E&W, W&R
Strategy 9B: Implement strong water conservation measures					
121	In alignment with the County Water Plan, support the implementation of the California State Water Resources Control Board Urban Water Use objectives through local water conservation strategies, including adoption and enforcement of ordinances, incentive programs, and coordinated messaging and education.	Medium Term	PW	ISD, LA County Parks, Local water agencies	CR, WT
122	Promote, advocate for, and ensure equitable and countywide access to incentive programs that support water conservation and stormwater retrofits, particularly those that use a multi-benefit, watershed approach.	Near Term	PW	CEO, Local water agencies	CR, WT
123	Promote outreach and education in support of low-flow appliances, particularly for those that may not be covered by existing incentive programs.	Near Term	PW	CSO, Local water agencies	WT
124	Establish pilot programs for smart metering or sub-metering indoor and outdoor water use at County facilities to reduce water use and associated costs.	Near Term	ISD, PW	LA County Parks	WT
Strategy 9C: Reduce building energy consumption					
125	Adopt a Building Performance Standard, along with benchmarking policy and supporting reach codes, for buildings at least 20,000 square feet and greater, working collaboratively with jurisdictions across LA County.	Near Term	CSO, PW	ISD	AQ, EN, GHG

Appendix I: Summary Table

#	Action	Horizon	Lead County Entity	Partners	Topic Tags
126	Support the equitable implementation of energy efficiency measures and building decarbonization of single family, multifamily, and manufactured homes through SoCalREN.	Near Term	ISD	-	AQ, EN, GHG, HG
127	Ensure that all County facilities over 20,000 square feet report their energy and water use to Energy Star Portfolio Manager, perform retro-commissioning at those facilities with the greatest energy use and/or energy use intensity, and attain an Energy Star rating when cost-effective.	Near Term	ISD	All departments	EN, GHG
128	Develop and implement a building decarbonization portfolio plan for County facilities to support carbon neutrality.	Medium Term	ISD	CSO	AQ, EN, GHG
Strategy 9D: Capture organic waste and develop regional capacity for beneficial reuse					
129	Develop mechanisms to purchase recovered organic waste products (e.g., compost, mulch, renewable energy) through County contracts and service agreements.	Medium Term	LA County Parks, PW	DRP, ISD, Waste management agencies	E&W, W&R
130	Promote, communicate, and expand awareness of source separation practices, organic waste collection requirements, edible food recovery, and composting and implement targeted sector-specific educational campaigns to support these efforts.	Near Term	ACWM, DPH, PW	-	W&R
131	Develop a regional organic waste processing infrastructure development strategy that addresses barriers to securing sites, streamlines permitting processes, and promotes equitable infrastructure siting by identifying suitable public and private lands.	Medium Term	PW	DRP	LU, W&R
Strategy 9E: Divert reusable and recyclable materials from landfills					
132	Expand use of sustainable building materials for County projects, including recycled and repurposed material, low-carbon concrete alternatives, sustainable pavement, renewable and biodegradable materials, energy efficient materials, and locally-sourced materials.	Near Term	PW	-	GHG, W&R
133	Expand and support existing countywide programs that incentivize the development of local upcycling and recycling markets and quality recycled materials, including textiles and e-waste.	Near Term	PW	LA County Parks, RR/CC	E&W, W&R
134	Incentivize use of recycled materials and other sustainability practices in public art projects funded or commissioned by the County.	Near Term	Arts & Culture	LA County Parks, Libraries, PW	E&W, W&R
135	Develop an equitable alternative-to-landfill facility siting and product plan.	Medium Term	PW	Cities, LACoFD, Waste management agencies	LU, W&R
136	Support the implementation of the goals of the Zero Waste Plan, including waste diversion and reduction, advocating for Extended Producer and Manufacturer Responsibility (EPR), sustainable product design, and the development of sustainable waste management facilities.	Medium Term	PW	All Departments	W&R

Appendix I: Summary Table

#	Action	Horizon	Lead County Entity	Partners	Topic Tags
137	Support the right to repair by advocating for policies and programs that increase access to affordable repair services, promote community repair hubs, reduce barriers to repairing electronics and appliances, and state and federal legislation that upholds consumer repair rights.	Medium Term	CSO	CEO, DRP, PW	W&R
138	Identify and map existing programs, facilities, and partners that support reuse, repair, and material recovery across the County.	Near Term	PW	CSO, ISD, Library	W&R
Goal 10: A sustainable and just food system that enhances access to affordable, local, and healthy food					
Targets	Countywide	By 2030:	100% of all farmers markets accept CalFresh and EBT		
		By 2035:	Maintain 100% of all farmers markets accept CalFresh and EBT		
	County Operations	By 2030:	Reduce the GHG emissions associated with the food served by 15%		
		By 2035:	Reduce the GHG emissions associated with the food served by 25%		
		By 2045	Reduce the GHG emissions associated with the food served by 35%		
Strategy 10A: Improve access to healthy food					
139	Improve food access and good jobs in under-resourced communities, such as through economic development and assistance for innovative food retail models.	Medium Term	OFS	CSO, DEO, DRP	E&W, PH
140	Maximize enrollment in CalFresh by partnering with public-facing agencies to promote the program and assist residents of LA County with the application process.	Ongoing	DPSS	LA County Parks, Library	PH
141	Enhance and expand the County's existing food donation and redistribution programs (e.g. Food DROP, CalFresh Healthy Living) to divert edible food from landfills and make it available to communities experiencing food insecurity.	Near to Medium Term	PW	DPH	PH, W&R
142	Expand access to affordable, locally grown produce by increasing the number of farmers' markets and community-serving food retailers that participate in nutrition incentive programs such as Market Match and produce prescription programs.	Near Term	DPH	DPSS	E&W, PH
143	Support the use of public and private land for community gardens by measures such as identifying potential sites and incentives, and developing best practices for joint use or shared access.	Near Term	OFS	CEO, CSO, DPH, DRP, LACAHA	LU, PH
144	Explore establishing a policy requirement that all farmers markets in unincorporated LA County accept EBT.	Near Term	CSO	-	PH
Strategy 10B: Support the fair and sustainable production and distribution of food					
145	Implement the Good Food Purchasing Policy and/or other model policies that promote local, fair and sustainable production of agricultural products and seafood, prioritizing vendors with certifications for sustainable agricultural practices related to water, public health, energy use, pesticides, and workers' rights.	Near Term	DPH	CSO	E&W, LU, PH

Appendix I: Summary Table

#	Action	Horizon	Lead County Entity	Partners	Topic Tags
146	Conduct a cost analysis of the local food system to inform the development of strategies for improving social and environmental impacts.	Medium Term	OFS	CSO	PH
147	Promote plant-based menu options through nutrition and food procurement policies in food service settings, such as at County facilities, hospitals, higher learning institutions, school districts, shelters, jails, and other food settings.	Near Term	DPH	DHS, LA County Parks, School Districts, Sheriff	GHG, PH
148	Establish a clear regulatory framework for farms in diverse environments.	Near Term	DRP	CSO	LU, PH
149	Support the development of a food hub to aggregate products from small- to mid-size and disadvantaged farmers for sale and distribution to local consumers at mid-scale.	Near Term	OFS	CEO, DEO, DRP	E&W
Goal 11: Inclusive, transparent, and accountable governance that facilitates participation in sustainability efforts, especially by disempowered communities					
Strategy 11A: Create an inclusive governance structure					
150	Convene and engage stakeholders to oversee implementation of OurCounty by issuing annual reports on progress, hosting annual meetings, and soliciting community input on budget priorities.	Ongoing	CSO	All departments	E&T
151	Develop a policy on stakeholder engagement incentives and best practices to encourage inclusive and consistent engagement with community members and community-based organizations.	Near Term	CEO	Arts & Culture, DBH, DRP, LA County Parks, PW	E&T
152	Develop equity goals and metrics for individual OurCounty initiatives as projects are being developed.	Near Term	CEO, CSO	All departments	E&T
153	Implement new programs and policies, such as participatory budgeting, to enhance transparency and community engagement on County budgeting.	Near Term	CEO	-	E&T, F&F
154	Establish an Office of Tribal Affairs to advise and guide departments on interactions with and effective service delivery to American Indian/Alaska Native community-serving organizations and coordinate response to consultation and engagement requests from Tribes and the American Indian/Alaska Native community.	Near Term	Arts & Culture	LANAIC	E&T
155	Implement the County Anti-Racist Policy Agenda and the Racial Equity Strategic Plan.	Near Term	CEO	All departments	E&W, PH, E&T
156	Incorporate youth climate priorities into County plans, policies, and programs through the LA County Youth Climate Commission (YCC).	Ongoing	CSO	All departments, YCC	E&T
157	Engage in formal government-to-government Tribal consultations with all California Native American Tribes—identified by the California Native American Heritage Commission as those whose ancestral homelands lie within the County—for sustainability-related projects or planning processes.	Ongoing	CSO	All departments	E&T, LU
Strategy 11B: Promote environmental stewardship and accessible education across different age, income, ethnicity, and language groups					
158	Collaborate to create community-led programming in areas such as disaster preparedness planning, environmental justice initiatives, and sustainability and resiliency education and outreach.	Medium Term	DPH	CSO, LACoFD, LA County Parks, NHM, OEM, PW, Waste management agencies	CR, E&T

Appendix I: Summary Table

#	Action	Horizon	Lead County Entity	Partners	Topic Tags
159	Partner with nongovernmental organizations to create strategic, comprehensive, and culturally appropriate education and workforce training initiatives to support sustainable practices, ocean conservation, climate readiness, and environmental literacy.	Medium Term	CSO, DEO	Arts & Culture, DBH, DCBA, DPH, LACOE, LA County Parks, Library, School Districts	CR, E&W
160	In collaboration with Tribes, develop a framework to include Traditional Ecological Knowledge (TEK) into County sustainability projects and planning processes that ensures that knowledge and resources are recognized as intellectual property and appropriately protected and not appropriated.	Near Term	CSO	DRP, LACoFD, LA County Parks, LANAIC, PW	E&T
161	Develop public-facing online climate health data tools and resources and host trainings, events, and workshops to educate community members on how to access, interact with, interpret, and use data.	Near Term	DPH	CSO	CR, PH
162	Collaborate with cities, nonprofits, academic and research institutions, and other partners to increase public participation in community science initiatives, such as the City Nature Challenge and California King Tides Project.	Near Term	NHM	Arts & Culture, CSO, DBH, LA County Parks, Library	CR, E&T, L&E
163	Develop an accessible, centralized online hub for OurCounty climate and environmental data to support advocacy and implementation efforts across community partners, city and Tribal governments, County departments, and residents.	Near Term	CSO	CIO	CR, E&T, GHG
164	Expand youth engagement and education on climate-related issues, such as health impacts, advocacy, and climate anxiety through the LA County Youth Climate Commission (YCC).	Near Term	CSO	YCC	CR, E&T, GHG
Goal 12: A commitment to realize OurCounty sustainability goals through creative, equitable, and coordinated funding and partnerships					
Strategy 12A: Improve regional collaboration and coordination					
165	Coordinate multi-jurisdictional efforts to seek local, state, federal, and philanthropic funding to support OurCounty initiatives and provide technical assistance for community-based organizations, smaller jurisdictions, and tribal governments.	Ongoing	CSO	CEO, DPH, LA County Parks, LANAIC	CR, F&F, GHG
166	Develop a coordinated approach to attracting Opportunity Zones funding that includes articulating priorities, identifying potential projects and partners, convening stakeholders (community-based organizations, developers, philanthropy, investors), and identifying local and state incentives to streamline approval.	Medium Term	DEO	-	F&F
167	Disseminate community-specific, climate-related health messaging to health care and community partners.	Near Term	DPH	CEO, LA County Parks	AQ, CR, PH
168	Support leadership training programs to educate elected officials and government decision-makers on sustainability and climate resilience.	Near Term	CSO	-	CR, GHG
169	Partner to identify and support actions to safeguard historic and cultural sites, landmarks, and resources and cultural practices to protect against climate change impacts.	Near Term	CSO	Arts & Culture, DBH, DRP, LA County Parks, LANAIC, PW	CR

Appendix I: Summary Table

#	Action	Horizon	Lead County Entity	Partners	Topic Tags
170	Engage with state and regional, and private sector and community experts to address the impacts of climate change on the availability and affordability of insurance and advocate for reforms that enhance insurability.	Near to Medium Term	CSO	DRP, ISD, OEM, PW	CR, F&F
171	Partner with cultural institutions to develop and implement a sustainable programing toolkit inclusive of actions like free or reduced entry fees on extreme heat days, using recycled materials, and other sustainable practices.	Near Term	Arts & Culture	CSO	CR, PH
172	Revise and simplify the County's contracting and granting mechanisms and procedures to lower barriers to collaboration with community-based organizations.	Near Term	CEO	ISD	E&T
173	Identify an artist-in-residence to advance sustainability goals, environment, and climate resilience.	Near Term	Arts & Culture	CSO	E&T
Strategy 12B: Leverage the County's purchasing power to support organizations achieving positive social and environmental impact					
174	Work with County departments to maximize existing and develop new dedicated and/or innovative financing mechanisms to implement OurCounty sustainability and climate resilience priorities.	Ongoing	CEO	All departments	CR, F&F, GHG
175	Develop and implement an LA County climate budgeting process and investment target to support carbon neutrality goals for County operations.	Near Term	CEO, CSO	All departments	F&F, GHG
176	Expand coordination to advance department budget requests that support OurCounty implementation.	Near Term	CSO	All departments	F&F
177	Modernize the County's purchasing and contracting policies, including its Green Purchasing Policy, to ensure that the County remains fiscally responsible while promoting environmentally friendly, nontoxic, and socially responsible practices, such as contracting with organizations that provide family-sustaining wage jobs in disadvantaged communities.	Medium Term	ISD	All departments	F&F
178	Conduct a material health assessment for products widely used by the County, including pest control products and firefighting foam.	Near Term	ISD	All departments	PH, W&R
179	Explore creating a program to identify, support, and facilitate piloting of innovative solutions to sustainability.	Medium Term	CSO	CEO	F&F

This page is left intentionally blank.

Appendix II: Acronyms & Abbreviations

Acronyms & Abbreviations

ACWM	Department of Agricultural Commissioner/Weights and Measures
ARDI	Anti-Racism, Diversity, and Inclusion Initiative
Arts & Culture	Los Angeles County Department of Arts and Culture
CAL FIRE	California Department of Forestry and Fire Protection
CalRecycle	California Department of Resources Recycling and Recovery
Caltrans	California Department of Transportation
CARB	California Air Resources Board
CEO	Los Angeles County Chief Executive Office
CEP	Clean Energy Partnership
CFMP	Community Forest Management Plan
CIO	Los Angeles County Chief Information Office
CPA	Clean Power Alliance
CSO	Los Angeles County Chief Sustainability Office
CWP	Los Angeles County Water Plan
DBH	Los Angeles County Department of Beaches & Harbors
DCBA	Los Angeles County Department of Consumer & Business Affairs
DEO	Los Angeles County Department of Economic Opportunity
DHS	Los Angeles County Department of Health Services
DPH	Los Angeles County Department of Public Health
DPSS	Los Angeles County Department of Public and Social Services
DRP	Los Angeles County Department of Regional Planning
EBT	Electronic Benefits Transfer
ISD	Los Angeles County Internal Services Department
JCOD	Los Angeles Justice Care and Opportunities Department
LAAD	Los Angeles County Aging & Disabilities Department

Appendix II: Acronyms & Abbreviations

LACAHS	Los Angeles County Affordable Housing Solutions Agency
LACDA	Los Angeles County Development Authority
LACI	Los Angeles Cleantech Incubator
LAFD	Los Angeles Fire Department (City)
LACOE	Los Angeles County Office of Education
LACoFD	Los Angeles County Fire Department
LANAIC	Los Angeles City/County Native American Indian Commission
NHM	Natural History Museum of Los Angeles County
OEM	Los Angeles County Office of Emergency Management
OFS	Los Angeles County Office of Food Systems
PNA	Parks Needs Assessment
PNA+	Parks Needs Assessment Plus
PW	Los Angeles County Public Works
RHNA	Regional Housing Needs Assessment
RR/CC	Registrar-Recorder/County Clerk
SCAG	Southern California Association of Governments
SCAQMD	South Coast Air Quality Management District
SHLA	Stay Housed LA
SoCalREN	Southern California Regional Energy Network
SWRCB	California State Water Resources Control Board
TTC	Los Angeles County Treasurer & Tax Collector
YCC	LA County Youth Climate Commission

Glossary

Some definitions used here are specific to the OurCounty plan and may not reflect broader usage.

A

Active Transportation	Walking, running, biking, skateboarding, traveling by scooter, and other human-powered modes of transportation. It can also include low-speed electrical devices, such as motorized wheelchairs, e-scooters, and electric-assist bicycles.
Adaptation	The effort to adjust systems, behaviors, infrastructure, and institutions in response to climate change to lessen future impacts.
Affordable Housing Units	Housing that costs no more than 30 percent of a household's monthly income. Most affordable housing developments are intended for households making 60 percent or less than the area median income.
Anaerobic Digestion	A process by which organic matter, such as food waste or sewage, is broken down in the absence of oxygen to produce biogas and biofertilizer.
At-Risk Affordable Housing Units	Affordable housing properties that are nearing the end of their affordability restrictions and/or subsidies and may convert to market rate in the next five years.
Aquaculture	The practice of breeding, raising, and harvesting aquatic organisms, such as fish, shellfish, and seaweed, in controlled environments.

B

Beneficial Reuse	The repurposing of material waste for new uses, instead of sending it to a landfill, in a way that is economically feasible and limits negative impacts. Examples include using newspaper as insulation material, glass bottles as decorative tiling in homes, or food waste to create compost.
Biodiversity	The variety and variability of flora, fauna, and ecosystems. Biodiversity can be observed on macro levels, micro levels, and in between. Biodiversity is complex, fragile, and increasingly threatened by urbanization and climate change. Rich biodiversity supports many aspects of human life, from food and medicine to environmental quality.
Biodiversity Hotspots	Areas across the globe that are biologically rich and threatened by development, urbanization, pollution, and disease. There are 36 total qualified world biodiversity hotspot areas, of which the California Floristic Province, inclusive of LA County, is one.
Building Decarbonization	The process of reducing and ultimately eliminating greenhouse gas emissions associated with buildings. Operationally, the building is energy efficient and uses renewable, zero-carbon energy sources for heating, cooling, and power. Additionally, a newly constructed building can incorporate reused, recycled, and other materials with low carbon intensity.

Appendix III: Glossary

C

Carbon Dioxide (CO ₂)	A greenhouse gas made up of one carbon atom and two oxygen atoms that is released primarily through the burning of fossil fuels, other hydrocarbons, solid waste, and trees and wood products. Changes in land use also have an impact. Deforestation and soil degradation add carbon dioxide to the atmosphere, while forest regrowth takes it out of the atmosphere. Although carbon dioxide is naturally occurring, the proportion of carbon dioxide in our atmosphere is increasing as a result of human activities. Increasing concentration levels of carbon dioxide and other greenhouse gases contribute to climate change.
Carbon-Efficient	Contributing fewer carbon emissions compared with a conventional process while still providing the same service. A building, machine, or process is carbon-efficient if it can deliver more functions or services for the same amount of carbon emissions or the same function or service for fewer carbon emissions, compared with a conventional alternative.
Carbon Neutral	A system or jurisdiction that has net zero greenhouse gas emissions. Strategies to achieve carbon neutrality include renewable energy supply, efficient buildings, low-carbon transportation, sustainable materials choices, and deep retrofits to existing buildings and infrastructure. Carbon neutrality may require carbon sequestration technologies to capture the remainder of GHG emissions.
Climate Vulnerability Assessment	An analysis of the extent to which a species, habitat, ecosystem or community is susceptible to harm from climate change impacts. Vulnerability assessments are an integral component of climate adaptation planning.
Community Emergency Response Team (CERT)	The CERT program educates volunteers about disaster preparedness for the hazards that may impact their area and trains them in basic disaster response skills. These skills may include fire safety, light search and rescue, and disaster medical operations. Training in LA County is offered by the County Fire Department.
Community Land Trusts	Community-controlled nonprofits that purchase vacant land or existing property, construct housing, and sell or rent these housing units to low- to middle-income families. Land purchased remains in the permanent custody of community land trusts, effectively removing them from the speculative housing market, and thereby keeping housing prices at affordable levels.
Community Science	An approach to research that mobilizes volunteers to work alongside scientists to help answer questions about the world. The City Nature Challenge is an example of a community science initiative in which residents can contribute images and information on their local flora and fauna, supporting the research into the biodiversity of the region.
Complete Neighborhood	A neighborhood that features necessary resources, such as grocery stores, banks, childcare, and medical services, all within a small geographic vicinity for easy access.
Compost	The product, rich in nutrients, resulting from the decomposition of organic material. Material used to make compost includes landscape trimmings, agricultural crop residues, paper pulp, food scrap, wood chips, manure, and biosolids. These are typically referred to as feedstock.
Concentrated Disadvantage	Census tracts characterized by high levels of socioeconomic hardship, as defined by a Los Angeles County analysis. The designation is based on a composite index of five standardized census indicators: percentage of individuals below the poverty line, receiving public assistance, in female-headed households, unemployed, and under age 18. These indicators are averaged to identify communities facing the greatest cumulative disadvantage.

Appendix III: Glossary

Congestion Pricing	A transportation demand management strategy to reduce peak-period vehicle traffic, often in urban centers. Congestion pricing involves charging road users during set peak times or dynamically based on demand, acting essentially as variable road tolls. Funds raised can be used for transportation improvements.
Cool Surfaces	High albedo, or reflective, and pervious surfaces that reflect more light and trap less heat than conventional surfaces. These surfaces can help mitigate the heat island effect. Examples include cool roofs (white roofs, green roofs), pervious pavement, and light-colored pavement and roads.
Circular Economy	An economic system aimed at eliminating waste and keeping resources in use for as long as possible. It emphasizes designing products and systems that prioritize reuse, repair, refurbishment, and recycling, creating a closed-loop system where materials continuously flow back into the economy.

D

Deep Energy Retrofit	Major changes to the structure or systems of an existing building for the purpose of achieving significant reductions in energy consumption (and operational costs) with the use of more efficient technologies, products, and designs. Deep energy retrofits may also reduce water consumption and improve occupant amenities.
Depaving	Removing paved areas, such as asphalt and concrete, and replacing them with soil and growing space for trees and plants.
Development	Construction of new buildings that substantially changes the intensity of the use of land. This general definition is distinct from regulatory definitions of development where, for example, construction for the purposes of existing building maintenance is defined as development.
Disadvantaged Communities	Communities that suffer most from a combination of economic, health and environmental burdens as defined by the California Office of Environmental Health Hazard Assessment. These burdens typically include poverty, unemployment, health conditions, air and water pollution, and hazardous waste.
Displacement	The process that occurs when the increasing property values brought about through gentrification drive out existing residents and business operators and attract a new and different demographic population to an area. Lower-income residents may also become unable to access housing in certain areas because of increasing housing prices. See also Green Gentrification.
Distributed Energy Resources	Decentralized sources of energy that are smaller than utility-scale energy sources and can be aggregated to provide the power necessary to meet regular demand.

Appendix III: Glossary

E

Economic Opportunity	The potential of someone to realize economic success. Similar to economic mobility, economic opportunity can be influenced by many factors, such as where one lives and goes to school or the availability of jobs.
Ecosystem Function	The natural processes—biological, chemical, or physical—that take place within an ecosystem. Ecosystem functions include decomposition, production of plant matter, and photosynthesis.
Ecosystem Services	The benefits that people receive from ecosystem functions.
E-Scooters / Electric Scooters	Scooters with an electric motor that assist with user mobility. See also micromobility.
Electric Vehicles	An umbrella term for various vehicle types that use electricity as their primary fuel source for propulsion or as a means to improve the efficiency of conventional internal combustion engines. These include battery electric vehicles, plug-in hybrid electric vehicles, and fuel cell electric vehicles.
Energy Efficiency	The use of less energy to provide the same service. A process, building, machine, or other energy consuming object is more energy efficient if it delivers more functions or services for the same energy input or the same function or service for less energy input, compared with a conventional process.
ENERGY STAR®	A U.S. Environmental Protection Agency and U.S. Department of Energy program that promotes energy efficiency and provides information to consumers and businesses to consider and select high efficiency equipment.
ENERGY STAR Portfolio Manager®	A no-cost, interactive energy management tool offered by ENERGY STAR® that allows building owners and operators to track and assess energy and water consumption across one or multiple buildings.
ENERGY STAR Rating	A measure of a building’s energy performance compared with similar buildings nationwide. A score of 50 represents median energy performance, while a score of 75 or better indicates that the building is a top performer and may be eligible for ENERGY STAR® Certification.
Energy Storage System	Technologies that collect generated energy so it may be used at another time. Energy storage includes electric systems, such as batteries, as well as thermal systems, such as hot and cold water storage tanks. Energy storage can enhance the technical and economic viability of a distributed generation system and can operate critical systems during grid outages or in the case of emergency.
Energy Use Intensity (EUI)	The amount of energy consumed by a building over a period of time and normalized by another factor, such as per square foot or per person. Energy use intensity is most often represented as the total energy consumption of one building in one year divided by the total gross floor area of the building. These factors allow for the comparison of building performance across buildings of different types and sizes.
Environmental Justice	Defined by California state law as “the fair treatment of people of all races, cultures and incomes with respect to the development, adoption, implementation and enforcement of environmental laws, regulations and policies.”

Appendix III: Glossary

Ethical AI	A philosophy to minimize societal harms and maximize benefits in the development, design, and application of artificial intelligence systems.
Extended Producer Responsibility	The responsibility of the producer or manufacturer of a product for end-of-life management. This level of responsibility encourages producers and manufacturers to create products that minimize negative impacts and waste.
Exurban Sprawl	Urban sprawl beyond existing communities. See also Urban Sprawl.

F

Fire Hazard Severity Zone	Areas identified by CAL FIRE that have a high probability of fire hazards. These zones are determined based on factors such as fuel, slope, terrain conditions, and weather patterns. Degrees of fire hazard can range from moderate to high to very high. Although these designations do not specifically identify areas where wildfires will occur, they represent areas where wildfire hazards could be more severe and are of greater concern.
Floodplain	An area of low-lying land near a stream or river subject to flooding during periods of high flow, such as heavy rains. These landscapes provide vital benefits, including natural flood and erosion control, improved water quality, groundwater recharge, rich biological productivity, critical wildlife habitat, and opportunities for recreation and scenic open space.
Flora and Fauna	The collection of plant and animal species, respectively, in a certain geographic location.
Fossil Fuels	Hydrocarbon fuels formed over millions of years by natural processes, such as the anaerobic decomposition of organic matter. Typical fossil fuels include coal, oil, and natural gas.
Fuel Cell Electric Vehicle	A type of electric vehicle that generates electricity through a chemical reaction between hydrogen and oxygen, with water vapor as the only emission.

G

Green Economy	An economy powered by renewable energy sources, where net economic production minimizes waste and hazardous byproducts and ecological restoration is essential.
Green Gentrification	A process in which cleaning polluted areas or providing environmentally beneficial amenities increases local property values and causes displacement of current residents. See also Displacement.
Green Goods Movement	The transportation of goods in a sustainable fashion using alternative fuels and freight and shipping innovations.
Green Infrastructure	A method for naturally managing rain and storm waters. Green infrastructure reduces and treats stormwater runoff while also improving the local environment by mimicking natural processes. Green infrastructure includes strategies such as green roofs, bioswales, and permeable pavements.
Green Purchasing Policy	A policy for procuring goods and services that are more environmentally friendly and cause minimal damage to the environment, compared with conventional products. This may include purchasing materials with recycled content or procuring caterers that use reusable serviceware.

Appendix III: Glossary

Greenhouse Gas (GHG) Emissions Gases that trap heat in the atmosphere by absorbing and emitting solar radiation within the atmosphere, causing a greenhouse effect that warms the atmosphere and leads to global climate change. The main human-made GHGs are carbon dioxide, methane, nitrous oxide, sulfur hexafluoride, hydrofluorocarbons, and perfluorocarbons.

Graywater Wastewater generated in homes and offices, sourced from baths, sinks, washing machines, or kitchen appliances. Graywater may contain amounts of dirt, food, grease, or cleaning products but does not have fecal contamination.

H

Habitat Connectivity The degree to which patches of land used as habitat by local plants and animals are connected to one another. Habitat connectivity ensures that species are able to move around freely to mate, hunt, forage, or reproduce. Habitat connectivity also allows species the ability to migrate to preferable areas in the case of habitat loss or climate events.

Habitat Linkages Natural areas that connect patches of habitat to one another so that local species can travel between otherwise isolated patches of habitat.

Heat Island Effect A measurable increase in ambient urban air temperatures resulting primarily from the replacement of vegetation with buildings, roads, and other heat-absorbing infrastructure. The heat island effect can result in significant temperature differences between rural and urban areas.

High Heat Days The days during which temperatures exceed 95°F.

I

Impermeable Surfaces Solid surfaces, such as paved roads and parking lots, that do not allow water to penetrate into the ground below.

Inclusionary Housing A planning ordinance that requires a given share of new residential construction to be affordable to people with low to moderate incomes.

Infill Housing The development of new residential units on vacant or underused parcels of land within existing urban areas.

L

Lifecycle Approach An approach to material production and consumption that evaluates all stages of a material's life, including production, use, and disposal.

Lifeline Rates Utility pricing structure in which low-income households are charged lower rates on nondiscretionary water and/or electricity consumption and higher rates on water and/or electricity consumed beyond that amount.

Living Streets Streets that combine elements of bicycle and pedestrian accessibility with landscaping and green infrastructure to lower temperatures and provide ecological benefits.

Appendix III: Glossary

M

Managed Land Buffer	A designated area of land used to separate or mitigate the impacts between different land uses, typically between industrial or high-impact activities and more sensitive uses like residential areas, schools, or natural habitats.
Marginalized Community	Different groups of people or populations of a given culture, context, and history at risk of being subjected to multiple forms of discrimination because of the interplay of different personal characteristics or grounds, such as sex, gender, age, ethnicity, religion or belief, health status, disability, sexual orientation, gender identity or expression, education or income, or living in various geographic localities.
Maximum Contaminant Levels (MCLs)	Thresholds for drinking water systems set by both the U.S. Environmental Protection Agency under the Safe Drinking Water Act and the California State Water Resources Control Board to monitor water quality. MCLs are measured at the water-treatment plant before drinking water is distributed, and any violations trigger notifications to billed customers.
Measure A (2016)	The measure that introduces an annual one-and-a-half-cent parcel tax per square foot of building floor area on taxable real property in LA County. Measure A, or the Safe, Clean Neighborhood Parks and Beaches Measure of 2016, authorizes dedicated local funding for park, recreation, and open space projects and their maintenance.
Methane (CH ₄)	A gas made up of one carbon atom and four hydrogen atoms. Methane is the main component of natural gas, commonly used as a fuel for heating. It is released during the production and distribution of natural gas but also through livestock and other agricultural practices and by the decay of organic waste in landfills. Like carbon dioxide, methane is a greenhouse gas and exacerbates climate change. However, methane has a much higher global warming potential than carbon dioxide, meaning that it has a much larger effect than the same amount of CO ₂ .
Microgrid	An electrical distribution network that is connected to two or more buildings in a local area that can enter into “island mode” (i.e., operate in isolation from the central or local electricity distribution network) and provide power to buildings without using the central grid.
Micromobility	Transportation options that include personal vehicles meant to carry one or two passengers such as bicycles, small electric cars, or scooters.
Missing Middle Housing	A range of multiunit or clustered housing types, such as duplexes, triplexes, fourplexes, townhomes, and courtyard apartments, that fall between single-family homes and large apartment buildings. These housing types are considered “missing” because they have been largely absent from new development in many communities, despite offering more affordable and flexible living options.
Mode Shift	The transition from one form of transportation to another, typically from higher-emission modes like single-occupancy vehicles to more sustainable options such as walking, biking, public transit, or shared mobility.

Appendix III: Glossary

O

Opportunity Zones	Designated census tracts where tax incentives are offered for investment. These zones provide a tax incentive for investors to reinvest their unrealized capital gains into dedicated Opportunity Funds. Opportunity Zones are intended to spur growth in low-income and disinvested communities.
Ordinance	A piece of legislation enacted by a municipal authority.
Organic Waste	Biodegradable waste containing materials from living organisms. Organic waste may include food waste, green waste, landscaping and pruning waste, nonhazardous wood waste, or food-soiled paper waste that is mixed with food waste. Organic waste can be processed through composting or anaerobic digestion.

P

Particulate Matter (PM)	A combination of solid and liquid droplets found in the air. Particulate matter can include dust, dirt, soot, or smoke. Some PM is large enough to be seen, but other types are microscopic (fine particulate matter). Fine particulate matter can travel deeply into the human respiratory tract and can cause negative health effects, such as throat irritation, coughing, or asthma.
Plug-in Hybrid Electric Vehicles	A type of electric vehicle that combines a traditional internal combustion engine with an electric motor and a rechargeable battery.
Priority Ecological Sites	See Significant Ecological Areas.
Public-Private Partnership	A collaborative arrangement between public agencies and private-sector entities to design, finance, build, operate, or maintain public assets and services. These partnerships can leverage private expertise and capital to deliver infrastructure and community services more efficiently, while sharing risks and responsibilities between sectors.

R

Reach Code	A local ordinance that requires projects to exceed minimum energy, water, or other sustainability requirements established in applicable building codes. Reach codes allow the opportunity to aggressively pursue local sustainability goals while also aligning with mandatory requirements.
Recovery	Processes that divert waste from landfills by extracting value from materials through recycling, composting, and energy generation. It includes both material recovery (e.g., recycling and composting) and energy recovery (e.g., converting waste to energy through controlled combustion or anaerobic digestion).
Recycle	Processing used materials into new products, diverting them from landfills, and conserving natural resources. Recycling helps reduce the need for raw materials and lowers greenhouse gas emissions associated with production.

Appendix III: Glossary

Recycled Water	Water that has been consumed and then reclaimed with additional treatment to be reused for potable and nonpotable processes, like irrigation, environmental restoration, or toilet flushing. See also Graywater.
Reduce	To minimize the amount of waste generated in the first place. This involves choosing products with less packaging, avoiding single-use items, and making thoughtful consumption choices to prevent unnecessary waste.
Redlining	A government-sponsored practice that exacerbated inequality by prioritizing home loans in desirable areas for White homeowners, driving away low-income people and people of color and leaving them with fewer pathways to home ownership, reduced economic security, and a decreased ability to adapt to shocks and stresses, such as the impacts of climate change.
Regenerative Agricultural Practices	A set of holistic land management and agriculture practices that reverses the effects of climate change through rebuilding soil organic matter and restoring degraded soil biodiversity. Practices that make up regenerative agriculture include well-managed grazing, using compost, or minimal tillage.
Regional Housing Needs Assessment (RHNA)	State housing law requires the California Department of Housing and Community Development to determine the total number of new homes a region needs to build—and how affordable those homes need to be—to meet the housing needs of people at all income levels. The region then distributes a share of the housing need to each local government in the region. Each local government must then update its Housing Element of its general plan to show the locations where housing can be built and the policies and strategies necessary to meet the community's housing needs.
Renewable Energy	Energy that comes from resources that are naturally replenished on a human timescale, such as sunlight, wind, tides, waves, bioenergy, hydrogen, and geothermal.
Resilience	The capacity to survive, adapt, and thrive in the face of chronic stresses and acute shocks and to even transform as conditions require. See also Shocks and Stresses.
Retro-Commissioning	The process of improving the efficiency of existing building systems and equipment by ensuring that the equipment is operating appropriately and that setpoints and maintenance are sufficient. Retro-commissioning measures are typically low-cost and may include installing pipe insulation, reducing temperature setpoints during the nighttime, or ensuring that lights are turned off when they should be (through lighting controls or timers).
Reuse	To extend the life of products and materials by using them again instead of discarding them. This can include repairing items, repurposing materials, or donating goods so they can be used by others.
Right-Sized Parking	An effort to reduce the parking footprint and ensure that parking lots and other infrastructure are not oversized for the local demand. Right-sized parking can incentivize public transportation use and active transportation modes.

S

Safe Clean Water Program (Measure W)	A countywide measure approved by a majority of voters in the November 2018 election. Measure W is funded by a parcel tax of 2.5 cents per square foot of impermeable areas (like concrete driveways and sidewalks) within the County. The funds from the parcel tax are used to support an integrated and holistic approach to stormwater management.
--------------------------------------	---

Appendix III: Glossary

Sensitive Uses	Land uses that are occupied by vulnerable populations, such as children, older populations, and populations with chronic illnesses, that are particularly sensitive to high levels of air pollution. Sensitive uses may include playgrounds, daycare centers, schools, residences, or medical facilities.
Shocks and Stresses	Shocks are sudden, disruptive events that threaten or impact the County's immediate well-being. These can include earthquakes, wildfires, landslides, public health emergencies, civil unrest, acts of terrorism, chemical spills, financial crises, extreme heat, flooding, and infrastructure outages or failures. Stresses are chronic, long-term challenges that weaken the County's natural, built, economic, and social systems, including the capacity of its workforce and communities to respond and adapt. These include inequities in income, health, and education, crime and violence, homelessness, economic instability, lack of affordable housing, food insecurity, climate change, air pollution, and the heat island effect.
Signal Prioritization	Techniques for prioritizing bus travel in roadways. Signal prioritization aims to improve service reliability and reduce delays for mass transit vehicles at lighted intersections by programming traffic signals to shorten stop times for buses.
Significant Ecological Areas (SEA)	Officially designated areas within LA County with irreplaceable biological resources. These areas are identified through the SEA Program, intended to conserve the genetic and physical diversity within LA County. Development on any SEA is overseen through the LA County SEA Ordinance to balance preservation of the County's natural biodiversity with private property rights.
Single-Occupancy Vehicle	Privately operated vehicle that contains only one driver or occupant.
Smart Meters	Digital meters that record energy or water consumption and communicate the information to the supplier for monitoring and billing.
Source Separation	The proper separation of different waste streams for waste collection and treatment, such as properly separating and disposing of paper recycling from organic waste.
Source Reduction	The practice of minimizing the amount and toxicity of waste generated at its origin before it enters the waste stream. This means designing, producing, and consuming products in ways that reduce waste and environmental impact from the outset.
Sub-Metering	Individually metering and billing units based on consumption in a traditionally master-metered building (or one where a single meter measures the entire building's consumption). These systems give residents more visibility and control over their consumption. Sub-metering can also refer to separately metering different energy or water end uses, such as lighting separately from conditioning, to better understand building energy use and identify potential maintenance issues or efficiency opportunities.
Sunset Strategy	A strategy to manage declining industries, such as the oil and gas industry, and phase them out.

T

Toxicity-Weighted Concentrations of Emissions	Emissions concentrations scaled based on a toxicity factor. This means that emissions that are more toxic to human health have a higher weight than less toxic emissions. The primary source for toxicity data is U.S. Environmental Protection Agency's Risk-Screening Environmental Indicators model.
---	---

Appendix III: Glossary

Transformation/ Waste-to-Energy	The process of converting nonrecyclable waste materials into usable forms of energy (such as electricity, heat, or fuel) through methods like combustion, gasification, or anaerobic digestion.
Transit-Oriented Development (TOD)	A planning strategy that explicitly links land-use and transportation by focusing mixed housing, employment and commercial growth around bus and rail stations (usually within half a mile). TODs can reduce the number and length of vehicle trips by encouraging more bicycle/pedestrian and transit use and can support transit investments by creating the density around stations to boost ridership.
Transportation Demand Management (TDM)	Strategies to change travel behavior to reduce traffic congestion, increase safety and mobility, and conserve energy and reduce greenhouse gas emissions. These strategies are intended to reduce the demand for roadway travel and increase the overall efficiency of a local or regional transportation system. Strategies may include ridesharing, telecommuting, park-and-ride programs, pedestrian improvements and alternative work schedules.

U

Unincorporated Areas	More than 65 percent of the County (or 2,654 square miles) is unincorporated, meaning that it does not lie within a city boundary. For the population of nearly 1 million people living in these areas, the County Board of Supervisors acts as their city council, and the supervisor representing a specific area acts as the city mayor. County departments provide the municipal services for these areas. There are approximately 120 unincorporated areas in LA County.
Upcycle	The process of transforming by-products, waste materials, or unwanted products into new materials or products of better quality and environmental value.
Urban Agriculture	Agriculture practices in urban areas that take the form of backyard, rooftop, or balcony gardening, community gardening in vacant lots or parks, or roadside agriculture and livestock grazing in available open space.
Urban Greening	Public landscaping and urban forestry projects that benefit both residents and their environments.
Urban Sprawl	The unrestricted growth of urban areas into surrounding areas with low-density development and high car dependence.

V

Vision Zero	The commitment to eliminate traffic-related deaths and severe injuries by a certain date.
Vehicle Miles Traveled (VMT)	A measurement of miles traveled by vehicles within a specified region for a specified time period.
Vulnerable Populations	The population of LA County including older adults, people with disabilities, children, Native Americans, people of color, and people with chronic medical conditions that are at elevated risk of climate change or other societal impacts, such as extreme heat, economic policies, or inaccessible resources. These communities typically lack the resources to protect themselves from climate events or recover quickly from damage or illness.

Appendix III: Glossary

W

Walk Score	A measurement of walkability of a location. The Walk Score considers the walking commute between amenities, road metrics (e.g., block length and intersection density), and population density. Walk Scores can range from 1 to 100, where 90-100 is considered to be a “Walker’s Paradise.”
Waste Characterization Studies	Studies to determine the mix of waste types in the disposed waste of an area by collecting waste data and taking samples (i.e., waste audit). Waste characterization can determine how much of the disposed waste is recyclable, how much is organic, or how much is hazardous. This information is important for setting up recycling and reuse programs and developing strategies to reduce waste generation.
Waste Diversion	The process of managing a waste stream such that waste products do not end up in landfills. Waste can be diverted through strategies such as reuse, recycling, or composting.
Waste Generation	The total amount of waste created within a jurisdiction (or by a business or residence); includes waste that is disposed of and diverted.
Watershed	An area of land that drains all the streams and rainfall to a common outlet, such as the outflow of a reservoir, mouth of a bay, or any point along a stream channel.
Watershed Approach	A holistic approach to water management that is focused on maintaining and treating a contained geography as its own watershed, balancing on-site rainwater collection, wastewater reduction, and healthy ecosystems. A watershed approach takes into consideration both ground and surface water flow and may include strategies like native plants, bioswales, or rain gardens.
Wildland-Urban Interface (WUI)	A zone of transition between unoccupied wildland and urban or suburban development.
Working Lands	Farms, ranches, forests, and managed natural areas that support economic activity and land-based livelihoods. These areas supply life-sustaining resources including clean water, air, and food.

Z

Zero Emission Energy	Energy resources that emit no pollutants. This includes all renewable energy sources, as well as non-emitting energy resources such as large hydroelectric power and nuclear.
Zero-Emission Vehicles (ZEV)	Vehicles that produce no pollutants in tailpipe emissions. ZEVs may include but are not limited to battery electric or fuel cell vehicles. ZEVs may still be responsible for some greenhouse gas emissions if the power charging the vehicle comes from fossil fuel sources.

October 2025

ourcountyla.lacounty.gov

