

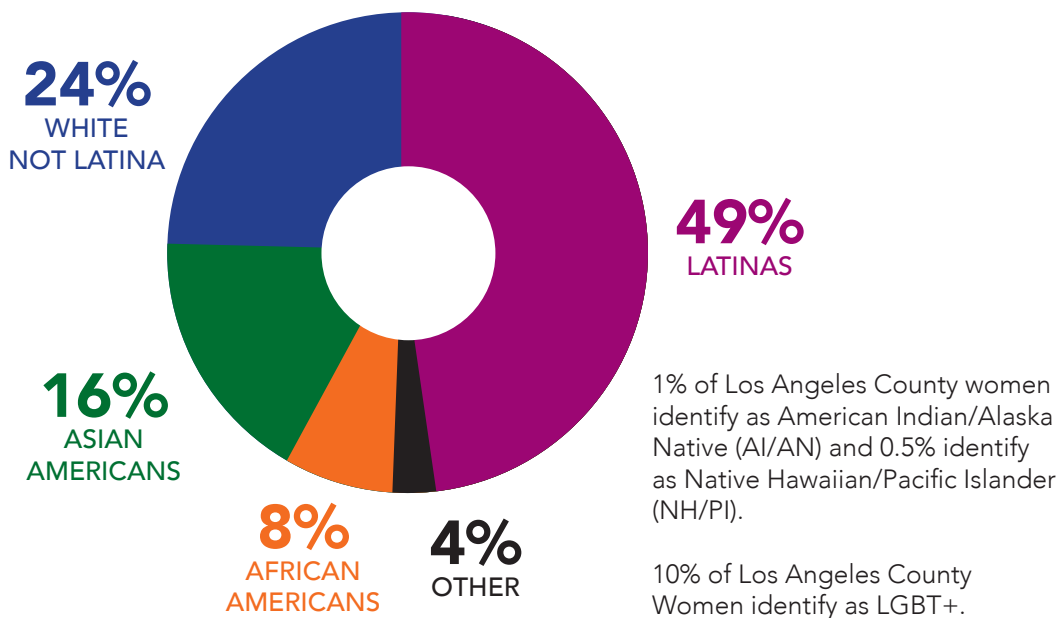
2023

REPORT ON THE STATUS OF WOMEN IN LOS ANGELES COUNTY

HIGHLIGHTS ON THE WELLBEING, CONDITION AND STATUS OF LOS ANGELES COUNTY WOMEN AND GIRLS

Prepared by Mount Saint Mary's University, Los Angeles

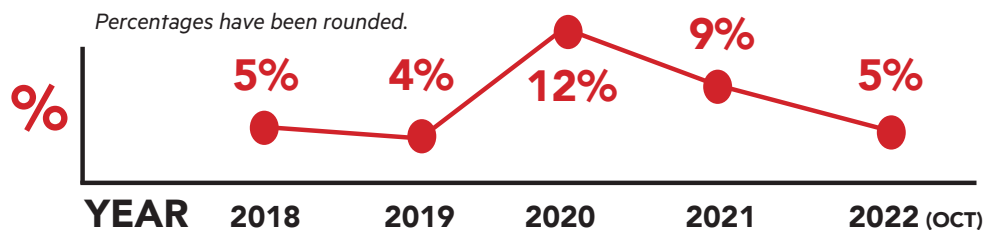
5 MILLION WOMEN AND GIRLS LIVE IN LOS ANGELES COUNTY MORE THAN 1.7 MILLION ARE IMMIGRANTS



EMPLOYMENT AND OCCUPATIONS 3 OUT OF 4 WOMEN ARE IN THE LABOR FORCE

Unemployment

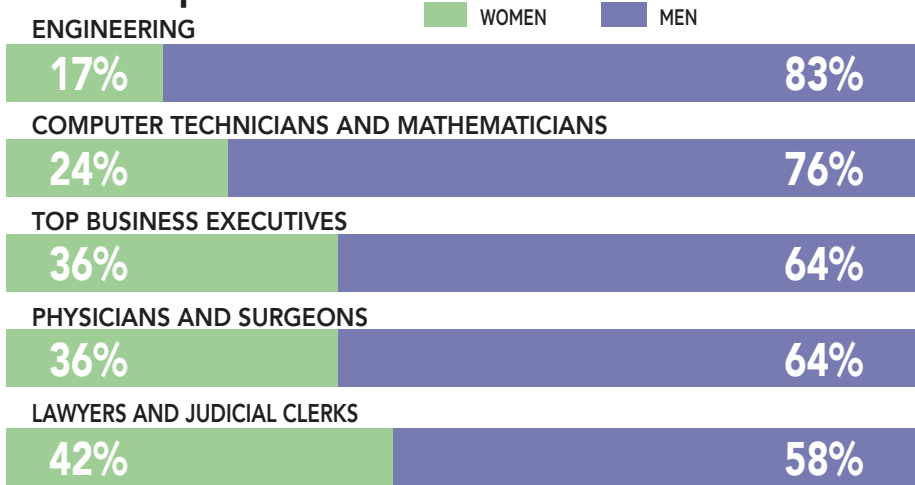
The COVID-19 pandemic caused an immediate and sudden spike in the county's unemployment rate for women and men in 2020, for an annual unemployment rate of 12.3% after a recent historic low of 4.4% in 2019.



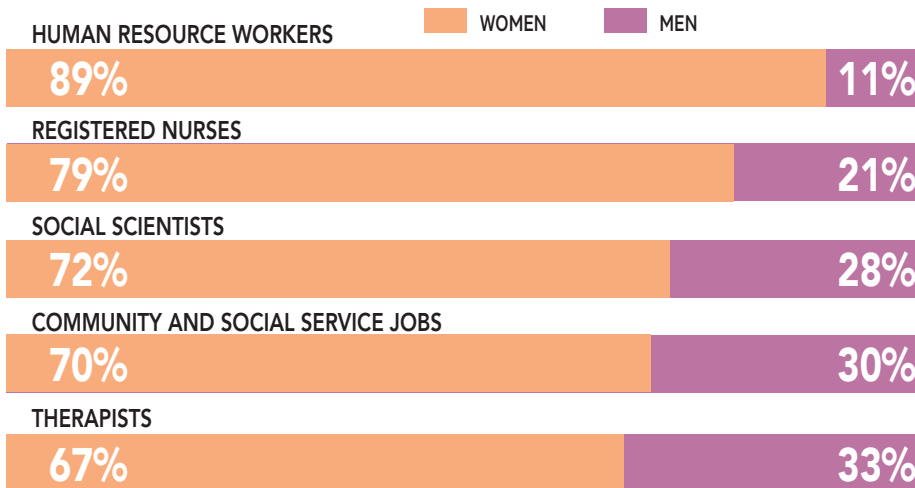
OCCUPATIONS

Nearly 700,000 full-time working women in Los Angeles County hold jobs in management, business, science, and arts.

Full-time working women are underrepresented in these occupations:



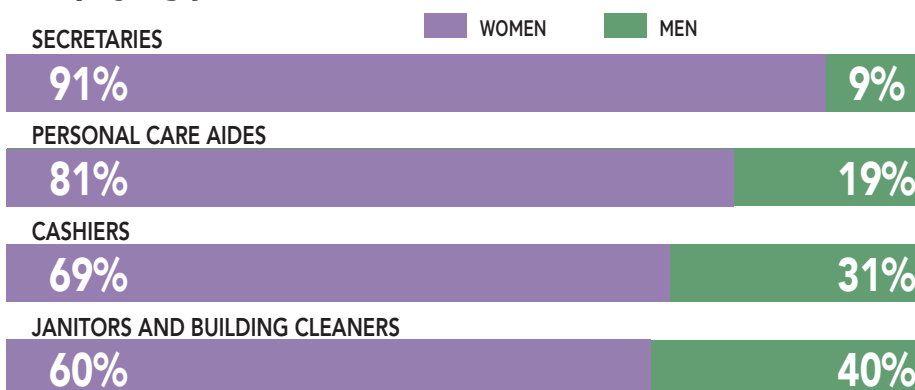
Women are overrepresented in these occupations:



Essential front-line workers

More than 1 in 4 Los Angeles County residents is estimated to be an essential worker.

California women are overrepresented in several low-paying jobs:

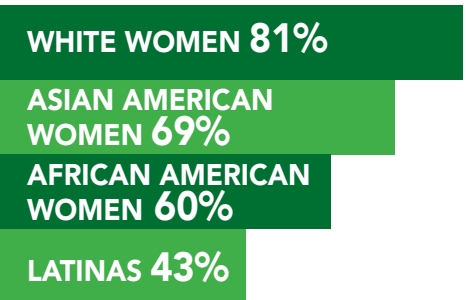


ECONOMIC SECURITY

Median earnings - full-time



Earnings relative to white men, who have median earnings of \$93,250



POVERTY

Percentage of women by age group who live in Poverty

15%

of all women and girls

19%

of girls under the age of 18

15%

of women over the age of 65 years

Poverty rates for all women increased by 1 percentage point in 2021 relative to 2019 due to COVID.

POVERTY

Poverty rates are higher for families when children are present.

20% Women-headed family households

26% Women-headed families with 1-2 related children

Single-mother families with their own children

1-2 children **29%**

3-4 children **63%**

Single mothers and their families

Over **200,000** Los Angeles County homes are headed by single mothers caring for their own children under 18 years of age. In 2021, over 100,000 county women (15-50 years of age) gave birth:

- 1400 mothers were **15-19 years of age** and 84% of these teen mothers were unmarried.
- **35% of all new mothers** had a high school education or less.
- **20% lived in poverty**, with another 20% in near poverty.

HEALTH

Los Angeles County men feel they are in better health than women feel they are.



	Women	Men
“Excellent” or “Very Good”	46%	49%
“Good” or “Fair”	51%	48%
“Poor”	4%	3%

Life Expectancy of California Women from Birth has decreased by over **1 year** due to COVID-19.

COVID-19 has negatively impacted the emotional and mental wellbeing of more Los Angeles County women than men.

Likely experienced a psychological episode in the past year

	2019	2021
Women	14%	20%
Men	11%	13%

VIOLENCE

More Los Angeles County women than men experience crimes of sexual violence and violent abuse inflicted by an intimate partner.

FORCED TO HAVE SEX WITHOUT CONSENT

2019		2020	
WOMEN	MEN	WOMEN	MEN
12%	3%	12%	2%

PHYSICAL VIOLENCE INFLICTED BY AN INTIMATE PARTNER EVER EXPERIENCED AS AN ADULT

WOMEN 23% MEN 10%



EDUCATION

Los Angeles County girls graduate from public and charter schools at a higher rate than boys.

GIRLS BOYS

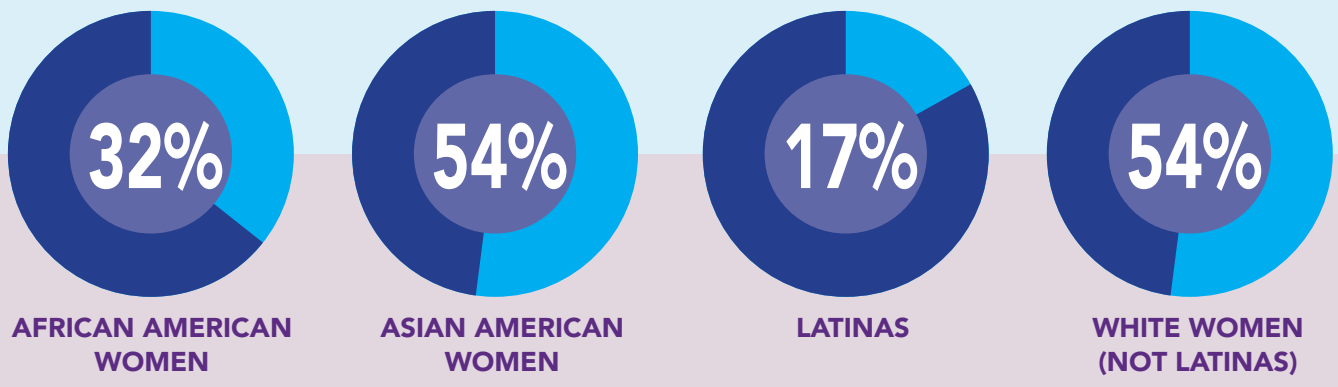
All LA County pupils	89%	84%
African American	84%	75%
Asian American (including Filipino/a)	96%	95%
Latinx	88%	82%
White, not Latina	91%	88%

1 IN 3 (36%)

LOS ANGELES COUNTY WOMEN HAVE A BACHELOR'S DEGREE OR HIGHER.

ALMOST HALF OF DOCTORATE AND PROFESSIONAL DEGREES ARE HELD BY WOMEN.

Percentage of Los Angeles County women holding a bachelor's degree or higher



The median income of Los Angeles County of women 25 years and over increases with increasing education.

Total	\$40,000
Less than high school	\$21,000
High school diploma	\$30,000
Some college, associate degree	\$36,000
Bachelor's degree	\$56,000
Graduate or Professional degree	\$79,000

Women and men with less education are more likely to live in poverty.

Less than high school	21%
High school	16%
Some college/associate degree	11%
Bachelor's degree or higher	7%

Poverty rates of families decrease with increasing educational attainment of householder.

	FAMILY HOUSEHOLDS	SINGLE-WOMAN HOUSEHOLDS
LESS THAN HIGH SCHOOL	20%	31%
HIGH SCHOOL DIPLOMA	15%	27%
BACHELOR'S DEGREE OR HIGHER	5%	10%