



Probation Oversight Commission (POC) Dashboard User Guide

Table of Contents

Link to the Dashboard	2
Purpose of the Dashboard	2
Datasets Available	2
PowerBI Technical Specifications	2
Navigation	3
Explore Different Views	4
Pop Breakdown.....	4
Total Population RTSB.....	5
Total Population SYTF	5
Case Pending Disposition	6
New/Suitable Placements	6
Population by Ethnicity	7
OC Spray.....	8
Age.....	8
Facility Changes Timeline	9
Data Definitions.....	9



[Link to the Dashboard](#)

[Purpose of the Dashboard](#)

The Probation Oversight Commission (POC) Dashboard shows data about youth incarcerated by the Los Angeles County Probation Department ranging from, January 2022 – present. The dashboard data covers: Aggregated population totals, group breakdowns by ethnicity, age, and case status, and deployments of Oleoresin Capsicum (OC) Spray. Population statistics include youth held in all locked Probation facilities including Juvenile Halls, Camps, Secure Youth Treatment Facilities, and Secure Placement.

The purpose of the dashboard is to promote transparency, show trends, and encourage the public to hold Probation and the County accountable for moving toward the goals of Youth Justice Reimagined by reducing the reliance on youth incarceration.

[Datasets Available](#)

The dashboard is compiled using data provided to the POC directly from the Los Angeles County Probation Department (Probation). Probation provides the POC with daily population statistics and bi-weekly OC Deployment data reports. The POC reports the population statistics for the fourth Wednesday of each month on the public-facing dashboard and includes all OC spray deployments monthly.

- **Aggregated Population Data (Jan-22 – Present)**
 - Data includes populations by:
 - Facility
 - Ethnicity
 - Status
 - Age
 - Case status
- **OC Deployment Data (Jun-22 – Present)**
 - OC Spray usage incidents

[PowerBI Technical Specifications](#)

The Dashboard has been created using Microsoft Power BI and has been published on the Probation Oversight Commission’s website.

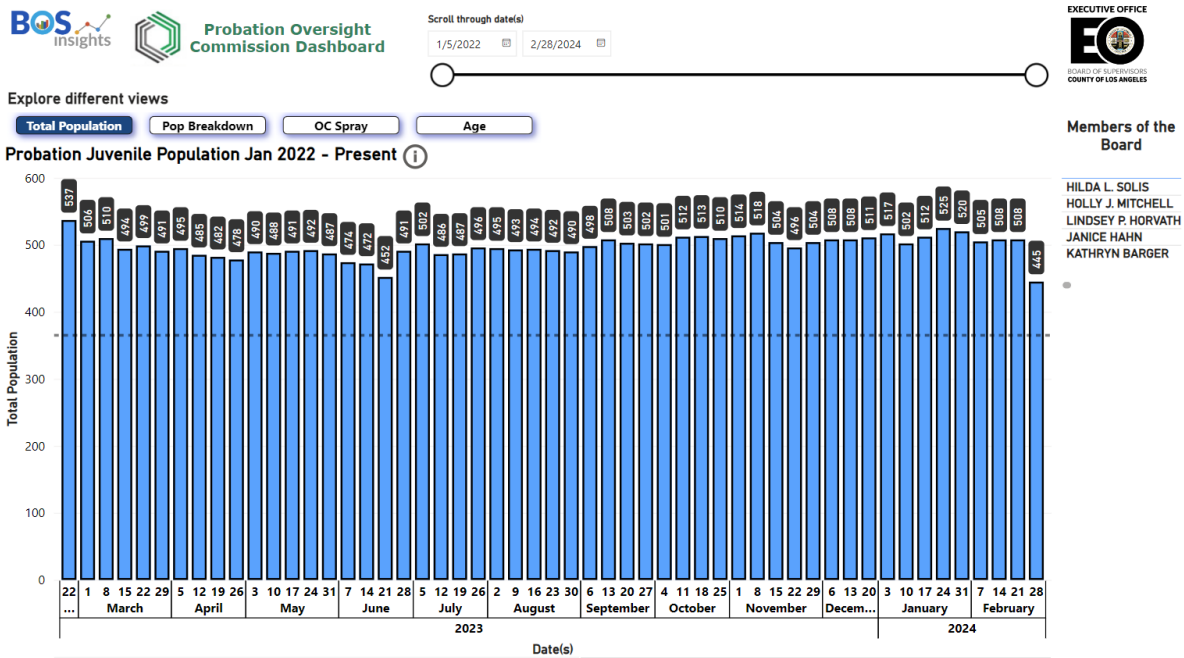
To view Power BI online, the following is required:

Web browser - Microsoft Power BI Desktop requires Google Chrome, Internet Explorer 11 or later to function and is best viewed using a desktop computer or laptop. Although, it is smartphone compatible.


Screen resolution - The required screen resolution is at least 1440×900 or 1600×900 (16:9). Lower resolutions are not supported.

Navigation

The Dashboard main view is the ‘Total Population’ visual. This is an aggregated total of youth in all facilities on a given date. The dashed line on the graph represents the total population from the first report in 2022.



The date slicer on the top right corner allows you to search by different dates. Simply move the slicer from one end to the other depending on the desired date range.



The dashboard features multiple tabs that allow the user to navigate to different views of the Dashboard. The following views are:



**PROBATION
OVERSIGHT
COMMISSION**
OF LOS ANGELES COUNTY

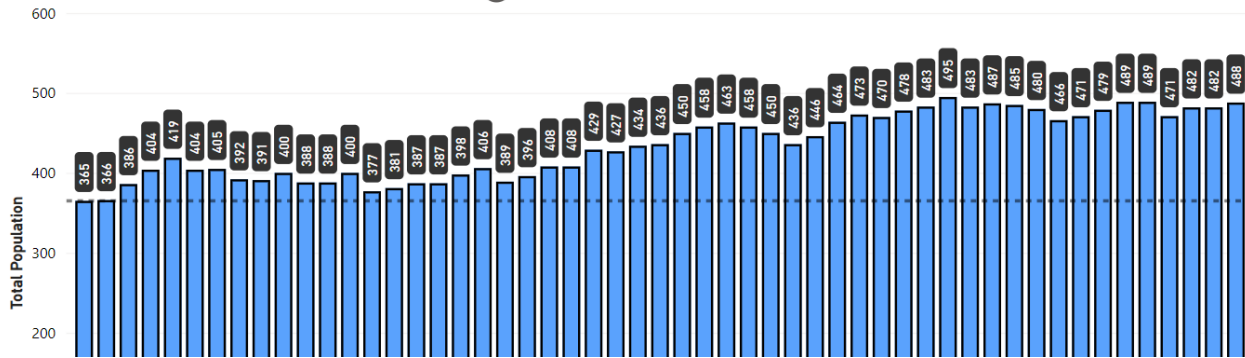


- Population Breakdown
- OC Spray
- Age

Explore different views

Total Population Pop Breakdown OC Spray Age

Probation Juvenile Population Jan 2022 - Present i



Explore Different Views

Pop Breakdown

This view is a population breakdown by multiple categories. On the right side, you can click on a button, and it will display different views. For example, 'case pending disposition', 'new / suitable placements', 'population by ethnicity' and more. This allows an in-depth analysis of data that is relevant to your search.

Probation Oversight Commission Dashboard

Month: January, February, March, April, May, June, July, August, September, October, November, December

Year: 2022, 2023, 2024

Explore different views: **Total Population**, Pop Breakdown, OC Spray, Age

LA County Total Detained Juvenile Population, All Facilities

Year & Month	BJNH	CBA	CGR
2023 January	189	19	29
2023 February	190	22	31
2023 March	175	24	25
2023 April	169	26	26
2023 May	161	28	19

Year & Month	CJH	CJP	CJS
2023 January	183	20	5
2023 February	205	23	5
2023 March	179	24	6
2023 April	162	22	6
2023 May	179	25	7

Facility Name:

Barry J. Nidorf Juvenile Hall	Campus Kilpatrick	Los Padriños Juvenile Hall
Camp Afterbaugh	Central Juvenile Hall	SYTF at Barry J. Nidorf
Camp Paige	DKC Camp	SYTF at DKC
Camp Rocky	Dorothy Kirby Center	

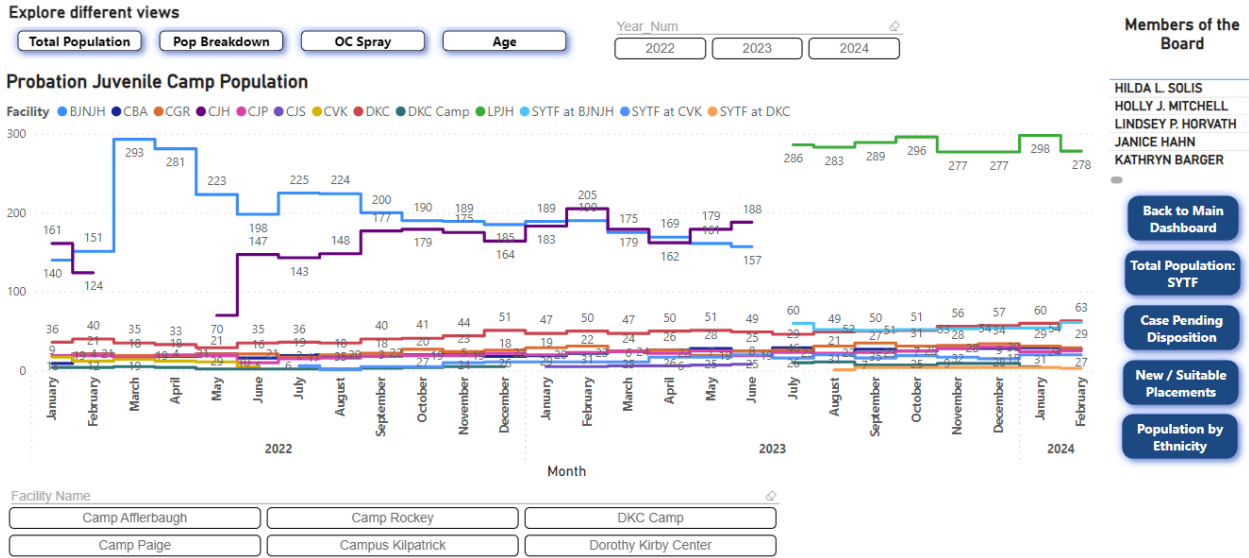
Members of the Board:

- HILDA L. SOLIS
- HOLLY J. MITCHELL
- LINDSEY P. HORVATH
- JANICE MAHN
- KATHRYN BARGER

Navigation: Back to Main Dashboard, Total Population: RTSB, Total Population: SYTF, Case Pending Disposition, New / Suitable Placements, Population by Ethnicity

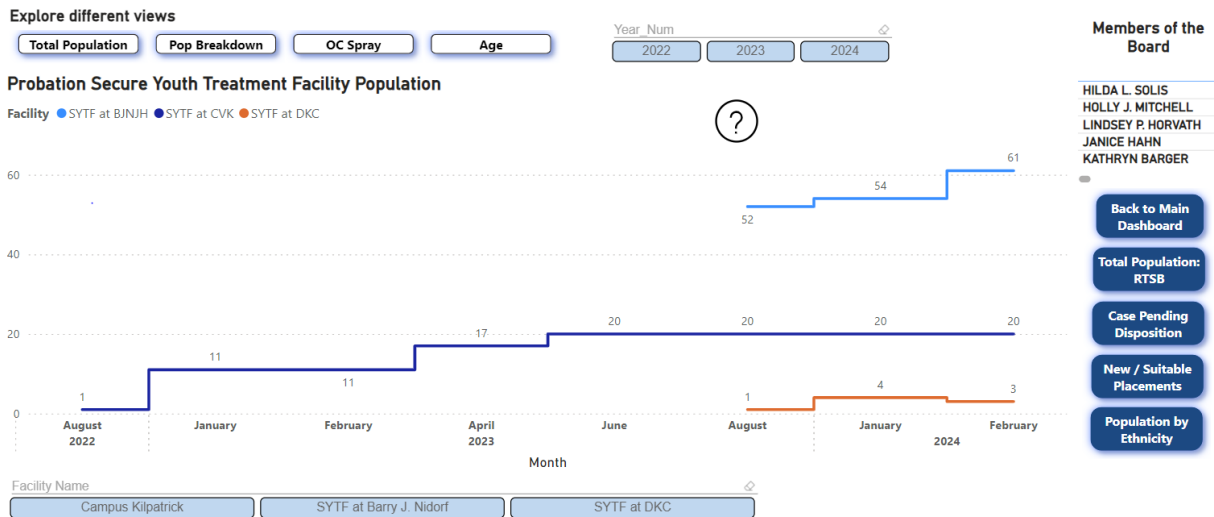
The views allow you to search by multiple facilities, displaying the totals across a given month and year for each respective facility.

Total Population RTSB



This view allows you to search by multiple facilities, displaying the totals across a given month and year for each respective facility.

Total Population SYTF





**PROBATION
OVERSIGHT
COMMISSION**
OF LOS ANGELES COUNTY



This view allows you to view the population for Secure Youth Treatment Facilities. You can search by multiple facilities, displaying the totals across a given month and year for each respective facility.

Case Pending Disposition



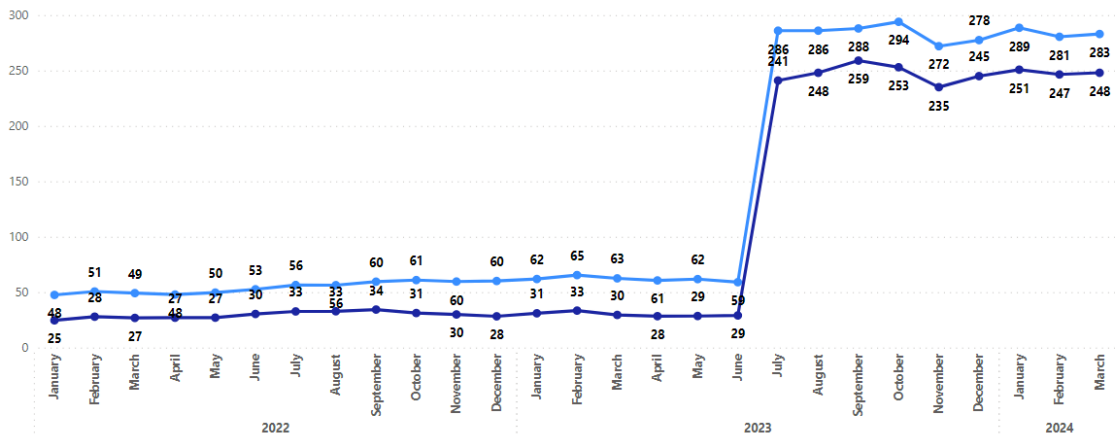
**Probation Oversight
Commission Dashboard**

Explore different views

- Total Population
- Pop Breakdown
- OC Spray
- Age
- ?

Probation Juvenile Population Pending Disposition

● Monthly Total Incidents ● Monthly Case Pending Disposition Incidents



EXECUTIVE OFFICE



BOARD OF SUPERVISORS
COUNTY OF LOS ANGELES

Members of the Board

- HILDA L. SOLIS
- HOLLY J. MITCHELL
- LINDSEY P. HORVATH
- JANICE HAHN
- KATHRYN BARGER

[Back to Main Dashboard](#)

[Total Population: RTSB](#)

[Total Population: SYTF](#)

[New / Suitable Placements](#)

[Population by Ethnicity](#)

This view allows you to view the number of youth who are ‘pending disposition’ also referred to as “pre-adjudication” at Los Padrinos Juvenile Hall.

New/Suitable Placements



Explore different views

- Total Population
- Pop Breakdown
- OC Spray
- Age

Year_Num
 2022 2023 2024

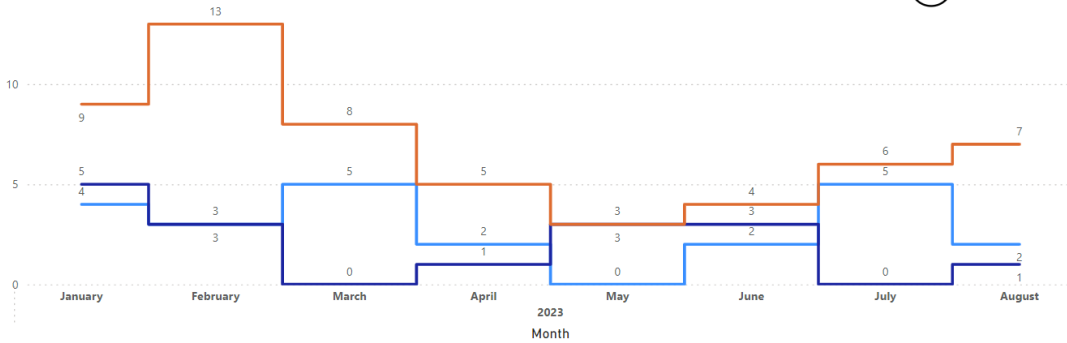
Members of the Board

- HILDA L. SOLIS
- HOLLY J. MITCHELL
- LINDSEY P. HORVATH
- JANICE HAHN
- KATHRYN BARGER

Back to Main Dashboard

Probation Juvenile Population Suitable Placements

Suitable Placement: Detained Pending Court Suitable Placement: Detained Pending Replacement Suitable Placement: New



Facility Name

Barry J. Nidorf Juvenile Hall	Camp Rockey	Dorothy Kirby Center
Camp Aflerbaugh	Camp Scott	Los Padriños Juvenile Hall
Camp Paige	Campus Kilpatrick	SYTF at Camp Scott

This view allows you to view the population for Secure Youth Treatment Facilities. You can search by multiple facilities, displaying the totals across a given month and year for each respective facility.

Population by Ethnicity



Month
 January March May July September November
 February April June August October December



Explore different views

- Total Population
- Pop Breakdown
- OC Spray
- Age

Year_Num
 2022 2023 2024

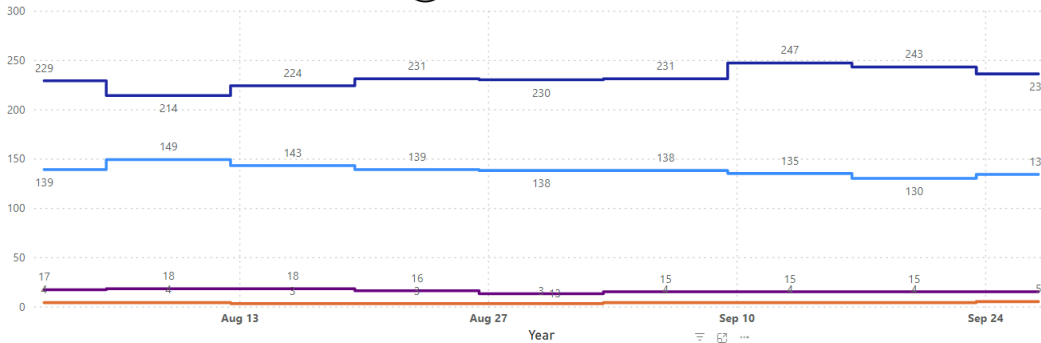
Members of the Board

- HILDA L. SOLIS
- HOLLY J. MITCHELL
- LINDSEY P. HORVATH
- JANICE HAHN
- KATHRYN BARGER

Back to Dashboard

Probation Population by Ethnicity

Ethnicity Black Hispanic Other White



Facility Name

Barry J. Nidorf Juvenile Hall	Camp Rockey	Dorothy Kirby Center
Camp Aflerbaugh	Camp Scott	Los Padriños Juvenile Hall
Camp Paige	Campus Kilpatrick	SYTF at Camp Scott



**PROBATION
OVERSIGHT
COMMISSION**
OF LOS ANGELES COUNTY



OC Spray

This view allows you to view all OC spray deployments across multiple facilities as well as the location(s) and incident type(s).



**Probation Oversight
Commission Dashboard**

Month

January	March	May	July	September	November
February	April	June	August	October	December



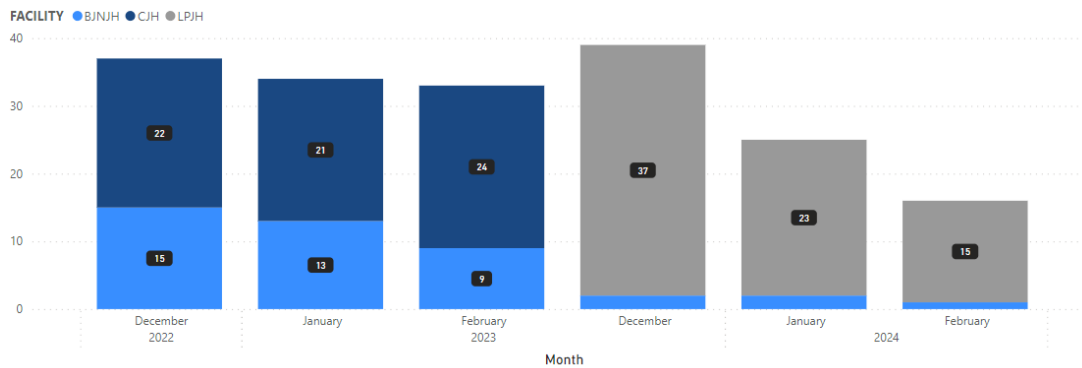
Explore different views

Members of the Board

HILDA L. SOLIS
HOLLY J. MITCHELL
LINDSEY P. HORVATH
JANICE HAHN
KATHRYN BARGER

[Back to Main Dashboard](#)

OC Spray Statistics



Year Num

INCIDENT TYPE

AOS	NEAR FIGHT	PROPERTY DESTR...
ATTEMPTED AOS	OTHER	SELF HARM
DISRUPTIVE BEHAV...	OUT OF BOUNDS	YOYV
MAJOR DISTURBAN...		

LOCATION

(Blank)	Hallway	Recreation Field
Basketball Crt	Holding Tank	School
Bathroom	Medical Unit	Storage Room
Classroom	Office	Unit Classroom

The views allow you to search by multiple facilities, displaying the totals across a given month and year for each respective facility. Also, you can view by 'incident type' which allows you to choose a particular incident by location for any given month.

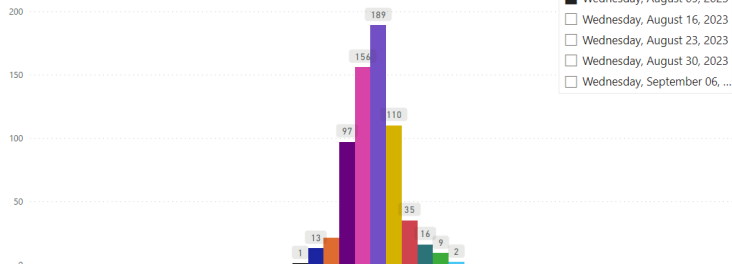
Age

This allows you to view the ages of youth across multiple facilities in multiple months.

Explore different views

Probation Juvenile Hall Population

Age(s) 12 13 14 15 16 17 18 19 20 21 22 23



Date

Multiple selections

Select all

Wednesday, August 02, 2023

Wednesday, August 09, 2023

Wednesday, August 16, 2023

Wednesday, August 23, 2023

Wednesday, August 30, 2023

Wednesday, September 06, ...

COUNTY OF LOS ANGELES

Members of the Board

HILDA L. SOLIS
HOLLY J. MITCHELL
LINDSEY P. HORVATH
JANICE HAHN
KATHRYN BARGER

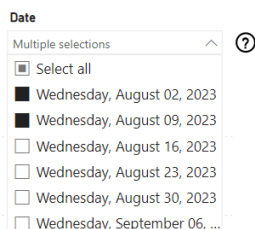
[Back to Main Dashboard](#)

Facility Name

Barry J. Nidorf Juvenile Hall	Camp Rocky	Dorothy Kirby Center
Camp Afferbaugh	Campus Kilpatrick	Los Padrinos Juvenile Hall
Camp Paige	DKC Camp	SYTF at DKC



Also, you can make multiple selections by holding down the 'CTRL' button on your keyboard and clicking a specific date. The mobile/phone version of the database does not allow that function.



This view shows the Total Detained Juvenile Population across all facilities with buttons to select by month, year, and facility. The POC created a timeline of changes that have occurred at the facilities over the past years to allow users to understand why there are some drastic population shifts within the visual.

Facility Changes Timeline

From 2020 – Present, there have been multiple restructures across all our facilities. The timeline allows you to review and understand the reasons for these changes and be up to date on all naming conventions. Please download a copy of the timeline on our website, directly on the dashboard page.

Data Definitions

Total Population(s)

1. Date - Day that the information pertains to.
2. Gender - Male, Female, Transgender.
3. Facility - Physical location of youth.
4. Case Pending Disposition - Individuals currently in a juvenile hall pending a court date which will decide whether they go into a long-term detention or are released from juvenile hall.
5. Secure Youth Treatment Facility: New - The Secure Youth Treatment Facility Program was established as a response to Senate Bill 823 (Sept. 2020) which initiated the closure of the California Department of Rehabilitation Division of Juvenile Justice (source; <https://probation.lacounty.gov/sytf/>). An SYTF- eligible youth is a youth who has been adjudicated in the juvenile delinquency court and ordered to remain at secure detention facility for a specified period of time to receive supportive programming before they return to live in the community.

6. Suitable Placement: New - Individuals currently in a juvenile hall after being dispositioned to Suitable Placement and are pending an initial move to a suitable placement. Suitable Placement is a type of dispositional order used when other restrictive sanctions have not yet resolved identified issues, and/or when family and/or emotional issues factor into the youth's behavior. Youth are placed in varied environments, which may include and smaller group home environment, a larger foster home facility, or a small family home.
7. Suitable Placement: Detained Pending Replacement - Individuals who were previously dispositioned and placed at a Suitable Placement but have returned to juvenile hall pending assignment to a new Suitable Placement without new charges.
8. Suitable Placement: Detained Pending Court - Individuals who were previously dispositioned and placed at a Suitable Placement but have returned to juvenile hall pending a court date with or without new charges.
9. DKC Placement: New- Individuals currently detained in a juvenile hall who were previously dispositioned to the Dorothy Kirby Center (DKC) and are pending an initial move to DKC. DKC is a locked facility that provides Intensive Day Treatment program (DTI) for those with significant mental health needs that would otherwise go unmet at a camp. Not to be confused with a placement.
10. DKC Case Return: Court- Individuals currently detained in a juvenile hall who were previously dispositioned and placed at DKC but have returned to juvenile hall pending a court date.
11. DKC Court Return: Medical- Individuals who were previously dispositioned and placed at DKC but have returned to juvenile hall pending a medical appointment at an off-site facility.
12. Camp Placement: New- - Individuals currently in a juvenile hall after being dispositioned to Camp Placement and are pending an initial move to Camp.
13. Camp Case Return: Court- Individuals who were previously dispositioned and placed at a Camp but have returned to juvenile hall pending a court date.
14. Camp Case Return: Medical- Individuals who were previously dispositioned and placed at Camp but have returned to juvenile hall pending a medical appointment at an off-site facility.
15. Camp Case Return: Other- Individuals who were previously dispositioned and placed at Camp but have returned to juvenile hall pending a non-medical or court related appointment.
16. 777 WIC Violation- Individuals currently in juvenile hall pending disposition to a violation of a previous order which removed the youth from the custody of a parent, guardian, and directed placement in a foster home.
17. DCFS- Individuals currently in juvenile hall with dual DCFS/Probation supervision that are waiting to be released to DCFS.

18. Government Hold- a broad categorization used when an individual is detained in a juvenile hall while technically under Federal or out-of-county jurisdiction that is not currently able to house the youth while transfer is pending.
19. Out-of-State Transfer- Individuals currently in a juvenile hall pending transfer to another state's jurisdiction.
20. Community Detention Program- Individuals currently in a juvenile hall that were participating in a Community Detention Program immediately prior.
21. Pending Transfer to DJJ- Individuals currently in a juvenile hall pending transfer to the Department of Juvenile Justice. This category will eventually cease to exist.
22. Pending Transfer to County Jail- Individuals currently in a juvenile hall pending transfer to Los Angeles County Jail.

OC Spray

1. Incident Date- Day that the information pertains to.
2. Facility-Location where the incident occurred. Currently, OC spray is used at two juvenile hall facilities in Los Angeles County, Barry J. Nidorf Juvenile Hall (BJNJH) and Central Juvenile Hall (CJH).
3. Unit/Location- The assigned unit of the youth involved and, most often, the location of the disbursed OC spray. When dispersed in another location, the unit is still listed with the location in parentheses, i.e. AB (Gym), LM (School).
4. Incident Type- A description of the event that prompted the use of OC spray. Probation indicates five incident types that can lead to the use of OC spray:
 - YOYV: Youth on Youth Violence
 - AOS: Youth Assault on Staff
 - Major Disturbance: An incident involving 10 or more youth
 - Disruptive Behavior: Out of control behavior, near fight, out of bounds
 - Attempted Escape: Incident involving youth attempting to escape the facility
5. Explanation If Required- Yes or No. Yes, would indicate that further explanation was required by law to justify the use of OC spray in this incident.
6. Decontamination Within Policy- Yes or No answers provided by Probation to indicate compliance with policy.
7. Injury to Youth From OC- Any injury sustained during the incident caused by the deployment of OC spray.
8. Injury to Youth- Any injury youth sustained during the incident.
9. Video Reviewed- Yes, No, or N/A. An Answer of N/A applies primarily to BJNJH where it has been established that there is inadequate CCTV surveillance and therefore no existing video.



10. Phase Out Stage: Probation has been ordered to phase out the use of OC spray at all of its facilities and should indicate progress by noting one of the following answers for each incident:

- **Training Programming and Assessment (TPA):** The initial period of adjustment to begin the OC spray phase out process.
- **Restricted:** Two members of each housing unit per shift will be authorized to carry OC spray.
- **Eliminate:** Each housing unit and area will independently be assessed based on analysis as to when OC will be eliminated.
- **Non Applicable (N/A):** Period of time prior to implementation of the phase out stages.