



# COUNTY OF LOS ANGELES FIRE DEPARTMENT



ANTHONY C. MARRONE  
FIRE CHIEF  
FORESTER & FIRE WARDEN

*"Proud Protectors of Life,  
the Environment, and Property"*

1320 NORTH EASTERN AVENUE  
LOS ANGELES, CALIFORNIA 90063-3294  
(323) 881-2401  
[www.fire.lacounty.gov](http://www.fire.lacounty.gov)

BOARD OF SUPERVISORS  
LINDSEY P. HORVATH, CHAIR  
THIRD DISTRICT

HILDA L. SOLIS      HOLLY J. MITCHELL  
FIRST DISTRICT      SECOND DISTRICT  
JANICE HAHN      KATHRYN BARGER  
FOURTH DISTRICT      FIFTH DISTRICT

November 14, 2024

TO:            EACH SUPERVISOR

FROM:        ANTHONY C. MARRONE, FIRE CHIEF 

## 2024 FOURTH OF JULY FIREWORKS INCIDENT AND FIRE LOSS DATA REPORT

Attached is a copy of the 2024 Fourth of July Fireworks Incident and Fire Loss Data Report. The report contains statistical information on all fires and related injuries caused by fireworks for the period beginning on June 10, 2024, at 8:00 a.m. and ending on July 10, 2024, at 8:00 a.m.

The Department, in cooperation with the Office of the State Fire Marshal and other fire agencies throughout Southern California, participated in the Fireworks Safety and Educational Programs. The Department conducted several public education programs and media events on fireworks safety to encourage attendance at public fireworks displays.

This year, during the 30-day reporting period, fire loss due to fireworks was \$906,020, an increase of \$813,220 from the previous year's total of \$92,800. The most significant fireworks-related fire loss occurred at a structure fire in the City of Palmdale with a loss of \$400,000.

If you have any questions, please contact me at (323) 881-6180, or your staff may contact Deputy Chief Albert Yanagisawa, Community Risk Reduction Bureau, at (213) 466-5609.

ACM:es

Attachment

c:        Fesia A. Davenport  
          Each Fire Board Deputy

### SERVING THE UNINCORPORATED AREAS OF LOS ANGELES COUNTY AND THE CITIES OF:

- |              |             |                  |                      |                      |                       |                  |
|--------------|-------------|------------------|----------------------|----------------------|-----------------------|------------------|
| AGOURA HILLS | CARSON      | EL MONTE         | INGLEWOOD            | LAWNDALE             | PICO RIVERA           | SIGNAL HILL      |
| ARTESIA      | CERRITOS    | GARDENA          | IRVINDALE            | LOMITA               | POMONA                | SOUTH EL MONTE   |
| AZUSA        | CLAREMONT   | GLENDORA         | LA CANADA-FLINTRIDGE | LYNWOOD              | RANCHO PALOS VERDES   | SOUTH GATE       |
| BALDWIN PARK | COMMERCE    | HAWAIIAN GARDENS | LA HABRA             | MALIBU               | ROLLING HILLS         | TEMPLE CITY      |
| BELL         | COVINA      | HAWTHORNE        | LA MIRADA            | MAYWOOD              | ROLLING HILLS ESTATES | VERNON           |
| BELL GARDENS | CUDAHY      | HERMOSA BEACH    | LA PUENTE            | NORWALK              | ROSEMEAD              | WALNUT           |
| BELLFLOWER   | DIAMOND BAR | HIDDEN HILLS     | LAKEWOOD             | PALMDALE             | SAN DIMAS             | WEST HOLLYWOOD   |
| BRADBURY     | DUARTE      | HUNTINGTON PARK  | LANCASTER            | PALOS VERDES ESTATES | SANTA CLARITA         | WESTLAKE VILLAGE |
| CALABASAS    |             | INDUSTRY         |                      | PARAMOUNT            |                       | WHITTIER         |



**COUNTY OF LOS ANGELES  
FIRE DEPARTMENT**

*Office of the Fire Marshal  
Fire Prevention Division*

**2024  
Fourth of July  
Incident and Fire Loss Data Report**

## TABLE OF CONTENTS

Summary/Conclusion	3-4
Data by County of Los Angeles Supervisorial District	5-9
Five -Year Comparative Study	10
• Number of Fires	10
• Cause of Fires	10
• Number of Injuries	11
• Cause of Injuries	11
• Acres Burned	12
• Dollar Loss	12
Contact Information	13

## **SUMMARY**

The 2024 Fourth of July Fireworks Incident and Fire Loss Data Report provides the statistical information on all fires (including vegetation, structure, and miscellaneous) and injuries caused by fireworks (categorized as illegal, safe and sane, and undetermined) for a one-month period, beginning on June 10, 2024, at 8:00 a.m. and ending on July 10, 2024, at 8:00 a.m.

Prior to the Fourth of July holiday, special emphasis was placed on warning the public of the dangers associated with the use of fireworks. Intensive public education programs and media events on fireworks safety were conducted to encourage attendance at public fireworks displays instead of displaying fireworks at home.

In our continuing efforts to improve services to the public, we continued to track fireworks-related injuries and fire losses. If an incident is related to or is directly attributable to the handling or mishandling of fireworks, it must be correctly entered into the National Fire Incident Reporting System (NFIRS).

This year, during the 30-day reporting period, the fire loss due to fireworks was \$906,020, an increase of \$813,220 from the previous year's total of \$92,800. The most significant fire loss was \$400,000 in the City of Palmdale, where a building was destroyed by illegal fireworks.

There were 142 fires caused by fireworks; 121 of which were due to illegal fireworks and additional 19 fires were found to be undetermined but related to fireworks. Two fires were caused by safe and sane fireworks, suggesting that these types of fireworks can also cause significant injury and large fires. There is an increase of 60 fires compared to the recorded 82 from the previous year. There were 100 vegetation fires that burned a total of 174.87 acres. The largest vegetation fire was 113.56 acres and was in the City of Palmdale. The three cities that had the most fires related to fireworks were Palmdale (31), Lancaster (22), and Azusa (7).

There were 35 injuries during the reporting period, which is more than the 15 that were reported in 2023. All reported injuries were life-changing for the patient, from patients losing their vision due to an eye injury, to an M80 degloving the victim's fingers and hand. The patients experienced avulsions and deformity in one or both hands. Like last year, many of the injuries this year were due to significant and close-range blast force caused by holding illegal fireworks in one hand while it exploded. Of the 35 injuries, 6 patients sustained injuries to the facial areas that included, but not limited to, burns, lacerations, bleeding eyes, blurred and loss of vision; 31 injured victims were males, who ranged in age from 5 to 64, and 4 injured victims were females who were 13, 16, 59, and 84 years old.

On July 3rd, during the preparation for the 4th of July fireworks display in the City of La Puente, a misfire incident occurred involving the pyrotechnic operators. As a result, a 59-year-old female sustained traumatic injuries, including second-degree burns on her knee and stomach. Additionally, a 64-year-old male suffered second-degree burns and lacerations to his left leg. The third pyrotechnic operator sustained second-degree burns to the left thigh. The planned event was subsequently cancelled.

## **CONCLUSION**

As part of our ongoing effort to discourage the use and sale of illegal fireworks in the County of Los Angeles, it is imperative that we continue to make an aggressive effort against those who jeopardize public safety by the sale of illegal fireworks. The Department encourages public attendance at fireworks displays conducted by State-licensed pyrotechnicians. This year, there were 39 public fireworks shows in our jurisdiction compared to 44 last year.

Our mission is to intensify our efforts in curbing injuries and property damage caused by fireworks, with a particular focus on illegal fireworks. While our current strategies have laid the groundwork, there is room for improvement to make a more significant impact on reducing the misuse of illegal fireworks, especially during the Fourth of July. We are actively reviewing and analyzing incident data to refine our approach and better prevent serious injuries.

**County of Los Angeles Fire Department  
Fireworks Data By Supervisorial District  
Date Range: 6/10/2024 - 7/10/2024**



Hilda L. Solis  
FIRST DISTRICT

CITY & COMM	MISC	BRUSH & VEG	STR	UND	ILL	SAS	ACRES BURNED	MONETARY LOSS	INJURY	TYPE OF INJURY
ALHAMBRA										
<b>AZUSA</b>	2	7			9		0.76		1	16 y/o male blast injury missing fingers on left hand.
AZUSA (COUNTY)		1		1			1.00			
<b>BALDWIN PARK</b>	1	2	1		4		0.03	\$ 52,000.00	1	61 y/o male w/penetrating wounds to left calf and ankle w/quarter size burn on abdomen and lacerations to right thumb from firecrackers.
COVINA (COUNTY)		1			1		0.10	\$ -	2	35 y/o male right eye completely blown away and left forearm burned. 40 y/o male burned palm on left hand.
<b>COVINA</b>									1	37 y/o male traumatic injury hand blown thumb down to second knuckle & pointer finger missing down to the first knuckle.
EAST LOS ANGELES (COUNTY)	2	2		1	3		0.75	\$ 10,000.00	1	27 y/o male burn right leg while putting out fire from fireworks.
<b>EL MONTE</b>										30 y/o male traumatic injury burned face fireworks explosion. 40 y/o male mangled hands after fireworks explosion.
	1	1			2		0.10	\$ 900.00	3	30 y/o male blast injury thickness lacerations to both hands & fingers.
EL MONTE (CNTY)		1			1		1.00	\$ -		
HACIENDA HEIGHTS	1	1			2		0.10	\$ 500.00		
<b>LA PUENTE</b>										59 y/o female traumatic injury sustaining second-degree burn on knee and stomach. 26 y/o male w/second-degree burns to left thigh & stomach. 64 y/o male w/lacerations to the left calf and second-degree burns to the left flank.
	1		1	1	1			\$ -	4	14 y/o male hit on face w/mortar fireworks face pain & bleeding eye.
LA PUENTE (COUNTY)	5			2	3		0.31	\$ -	1	30 y/o male multiple lacerations to right hand and fingers after firework exploded. Abrasions to chest & face loss of hearing.
<b>POMONA</b>	3	1	1	2	3		0.11	\$ 20.00		
<b>ROWLAND HEIGHTS</b>									1	16 y/o female hit by car while lighting fireworks in the middle of street. Neck, back, jaw, and legs pain, swelling and abrasions. Soft tissue exposed.
<b>SOUTH SAN GABRIEL</b>	1				1		0.10			
<b>VALINDA</b>	3			2	1					
WHITTIER									1	18 y/o male blast injury possible M80 degloved fingers deep lacerations & abrasions to face & abdomen.
<b>TOTAL</b>	<b>20</b>	<b>17</b>	<b>3</b>	<b>9</b>	<b>31</b>	<b>0</b>	<b>4.36</b>	<b>\$ 63,420.00</b>	<b>16</b>	

**MISC**-MISCELLANEOUS **STR**-BUILDING/STRUTURE **VEG**-VEGETATION **UND**-UNDETERMINED **ILL**-ILLEGAL **SAS**-SAFE & SANE  
INCORPORATED CITIES-**BOLD** UNINCORPORATED COMMUNITIES-(COUNTY)

**County of Los Angeles Fire Department  
Fireworks Data By Supervisorial District  
Date Range: 6/10/2024 - 7/10/2024**



Holly J. Mitchell  
SECOND DISTRICT

CITY & COMM	MISC	BRUSH VEG	STR	UND	ILL	SAS	ACRES BURNED	MONETARY LOSS	INJURY	TYPE OF INJURY
<b>CARSON</b>										
COMPTON									2	18 y/o male traumatic blast injury right hand and fingers missing. 35 y/o male mortar fireworks explosion amputated of fingers. Abrasions to right hand and abdomen. Debris in both eyes.
CULVER CITY										
<b>GARDENA</b>										
<b>HAWTHORNE</b>		3			3		3.00	\$ -	1	62 y/o male fireworks injury burns to right shin, left foot and hand. Burns to groin. Bleeding from eyes and burns over entire body.
HERMOSA BEACH										
<b>INGLEWOOD</b>										24 y/o male blast injury loss of consciousness, full thickness lacerations to lower & upper abdomen. Multiple superficial lacerations. 40 y/o male traumatic blast injury commercial mortar use left mangled & missing fingers. Middle fingers & palm split in half. Burns chest & abdomen. Multiple lacerations.
MANHATTAN BEACH		2			2		1.01	\$ -	2	
MARINA DEL REY (COUNTY)										
REDONDO BEACH										
SOUTH LOS ANGELES (COUNTY)										39 y/o male blast injury missing most of left hand. Avulsion to right palm & superficial abrasions to arms & face. 19 y/o male blast injury multiple fingers on left hand. Abrasions to chest.
WATTS (COUNTY)		2			2		2.00	\$ -	2	27 y/o male blast injury thumb & first finger mangled on left hand. Burns & sandy vision.
WILLOWBROOK (COUNTY)									1	14 y/o male traumatic injury to right hand. Full thickness laceration to the tip of middle finger amputated. 28 y/o male blast injury amputation to right thumb and lacerations to fingers on both hands.
<b>TOTAL</b>	<b>0</b>	<b>7</b>	<b>0</b>	<b>0</b>	<b>7</b>	<b>0</b>	<b>6.01</b>	<b>\$ -</b>	<b>10</b>	

**MISC**-MISCELLANEOUS **STR**-BUILDING/STRUTURE **VEG**-VEGETATION **UND**-UNDETERMINED **ILL**-ILLEGAL **SAS**-SAFE & SANE  
INCORPORATED CITIES-**BOLD** UNINCORPORATED COMMUNITIES-(COUNTY)



**County of Los Angeles Fire Department  
Fireworks Data By Supervisorial District  
Date Range: 6/10/2024 - 7/10/2024**



Janice Hahn  
FOURTH DISTRICT

CITY & COMM	MISC	BRUSH & VEG	STR	UND	ILL	SAS	ACRES BURNED	MONETARY LOSS	INJURY	TYPE OF INJURY
ARTESIA										
AVALON										
BELL		1			1		0.01		1	26 y/o male possible blew hand off w/fireworks.
BELL GARDENS			1		1			\$ 60,000.00	1	15 y/o male fireworks injury mortar type left hand injury, burns & bruising.
BELLFLOWER										
<b>CERRITOS</b>										
COMMERCE										
CUDAHY										
DOWNEY										
HAWAIIAN GARDENS										
HUNTINGTON PARK										18 y/o male traumatic blast injury to left hand mangled w/multiple fingers partially amputated. Abrasions to left clavicles upper chest, ab, and face w/eyebrows singed.
	2				2				1	
<b>LA HABRA HEIGHTS</b>										
LA MIRADA										
<b>LAKEWOOD</b>										17 y/o male traumatic injury and superficial burns. Amputation to left index and thumb, hand off. Burns to face and anterior torso.
	1				1				2	13 y/o female suffered second degree burns was hit w/fireworks while watching outside her home.
LOMITA										
<b>LONG BEACH</b>										
<b>LYNWOOD</b>									1	5 y/o male open chest wound from fireworks.
MAYWOOD										
NORWALK		1			1		0.10			
PALOS VERDES ESTATES										
PARAMOUNT										
PICO RIVERA	1			1			0.01		1	84 y/o female abrasion to top of head from fireworks debris.
RANCHO PALOS VERDES										
ROLLING HILLS ESTATES										
SOUTH GATE	1				1					
TORRANCE										
VERNON										
<b>WHITTIER (PORTION)</b>	2				2					
<b>TOTAL</b>	<b>7</b>	<b>2</b>	<b>1</b>	<b>1</b>	<b>9</b>	<b>0</b>	<b>0.12</b>	<b>\$ 60,000.00</b>	<b>7</b>	

MISC-MISCELLANEOUS STR-BUILDING/STRUTURE VEG-VEGETATION UND-UNDETERMINED ILL-ILLEGAL SAS-SAFE & SANE  
INCORPORATED CITIES-**BOLD** UNINCORPORATED COMMUNITIES-(COUNTY)

**County of Los Angeles Fire Department  
Fireworks Data By Supervisorial District  
Date Range: 6/10/2024 - 7/10/2024**

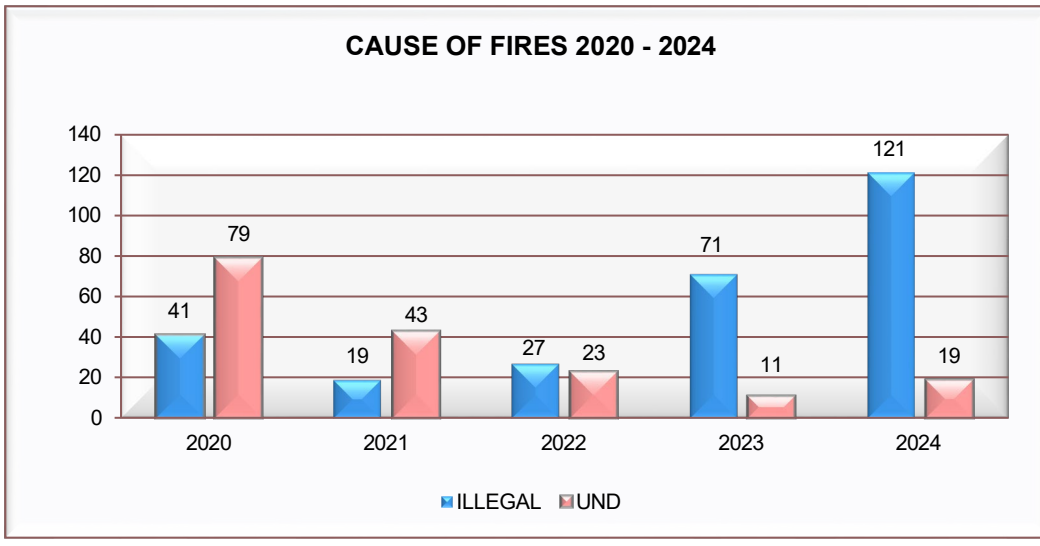
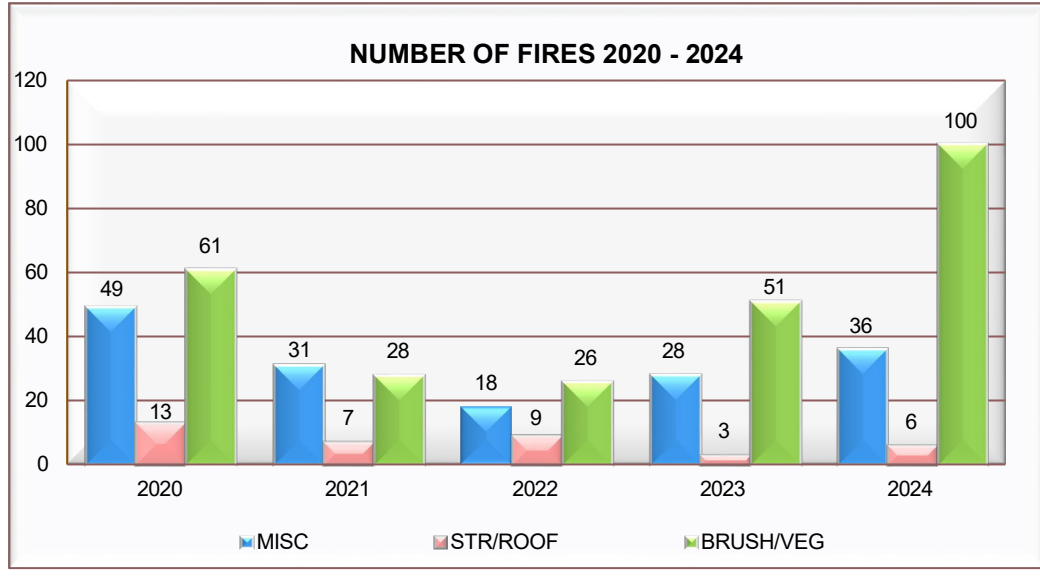


Kathryn Barger  
FIFTH DISTRICT

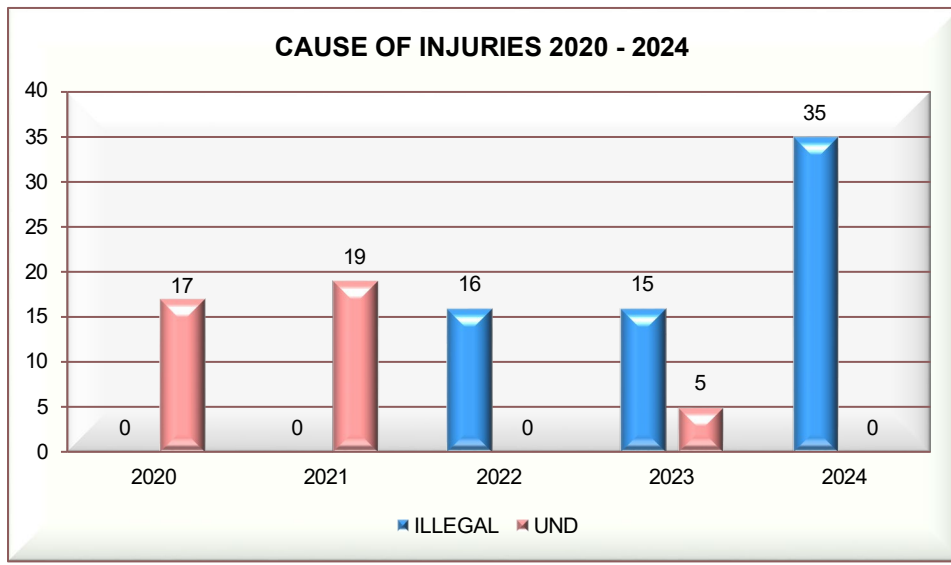
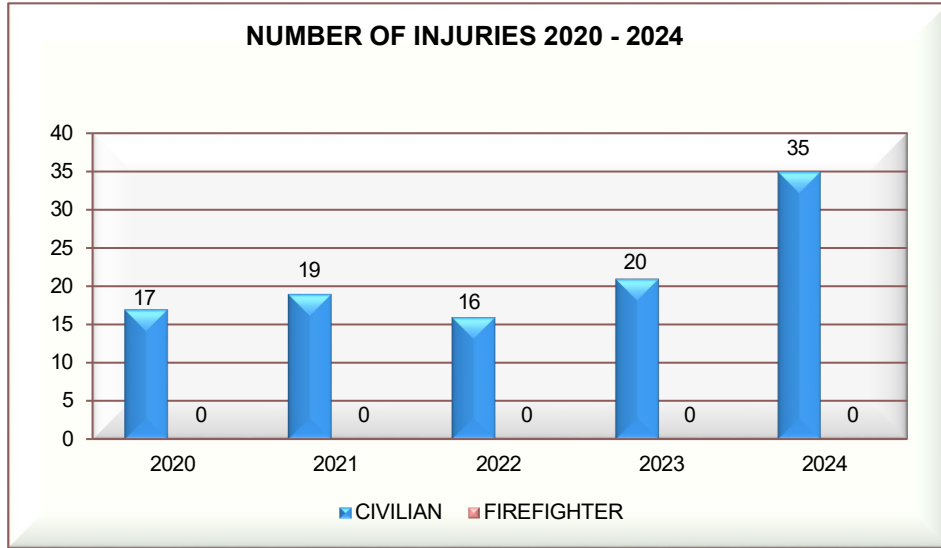
CITY & COMM	MISC	BRUSH & VEG	STR	UND	ILL	SAS	ACRES BURNED	MONETARY LOSS	INJURY	TYPE OF INJURY
AGUA DULCE		1			1		1.40			
ANTELOPE ACRES		3			3		10.40			
ARCADIA										
BRADBURY										
BURBANK										
CANYON COUNTRY	1				1					
CLAREMONT										
DUARTE										
GLENDALE										
<b>GLENDORA</b>										
<b>LA CAÑADA FLINTRIDGE</b>										
LAKE ELIZABETH		1		1			2.00	\$ 350,000.00		
LAKE LOS ANGELES	1	1			2		1.00			
<b>LANCASTER</b>	2	22	1	3	22		18.12			
LITTLE ROCK		6			6		13.00			
LLANO		1			1		1.00			
MONROVIA										
<b>PALMDALE</b>	3	31		4	29	1	113.56	\$ 32,000.00	1	26 y/o male injury to face loss of vision fireworks explosion.
PALMDALE (COUNTY)		2	1	1	2		1.35	\$ 400,000.00	1	9 y/o male traumatic injury 3% burns from structure fire from fireworks landing on roof smoldering dry pine needles.
PASADENA										
QUARTZ HILL		2			2		1.3			
<b>SAN DIMAS</b>										
SAN MARINO										
<b>SANTA CLARITA</b>	1	3			3	1	0.27	\$ 600.00		
SIERRA MADRE										
SOUTH PASADENA										
<b>TEMPLE CITY</b>										
VAL VERDE		1			1		0.98			
<b>TOTAL</b>	<b>8</b>	<b>74</b>	<b>2</b>	<b>9</b>	<b>73</b>	<b>2</b>	<b>164.38</b>	<b>\$ 782,600.00</b>	<b>2</b>	

MISC-MISCELLANEOUS STR-BUILDING/STRUTURE VEG-VEGETATION UND-UNDETERMINED ILL-ILLEGAL SAS-SAFE & SANE  
INCORPORATED CITIES-**BOLD** UNINCORPORATED COMMUNITIES-(COUNTY)

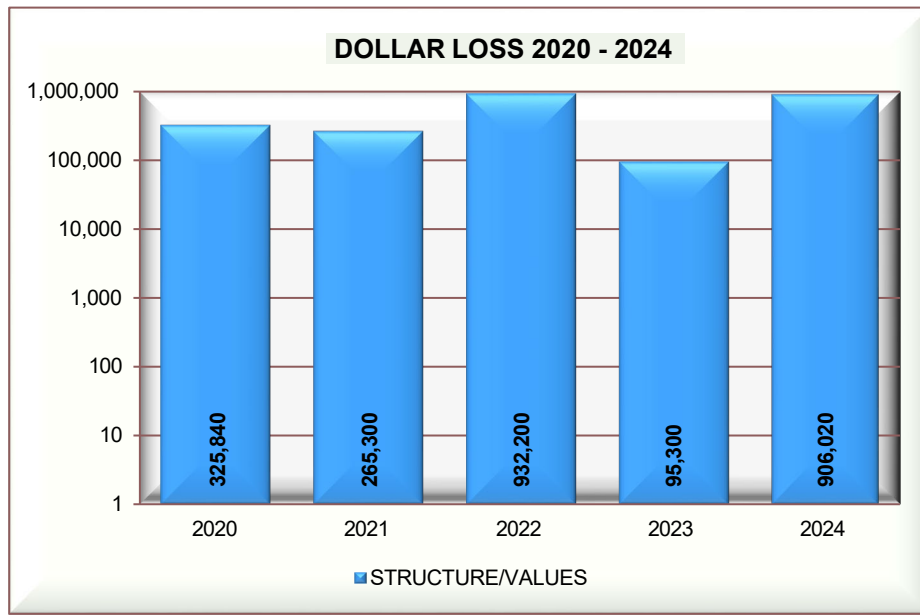
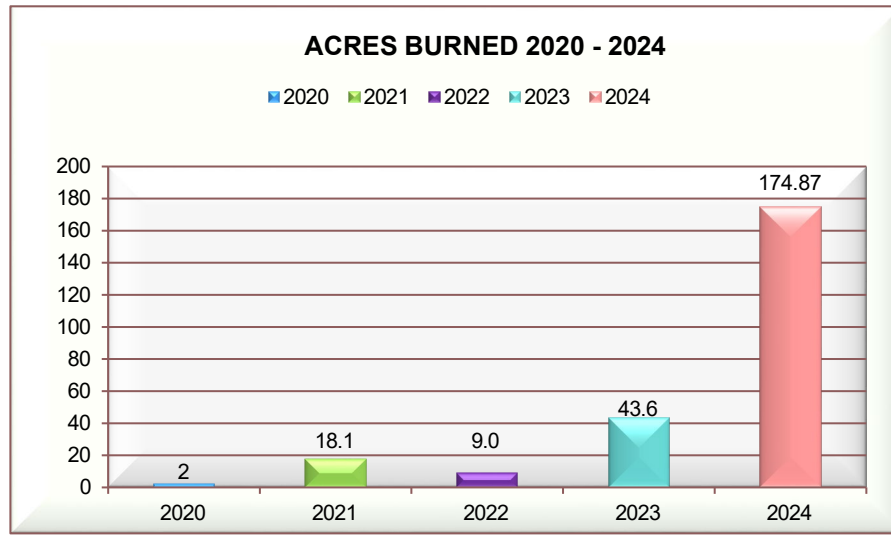
## 5 YEAR COMPARISON STUDY 2020 - 2024



## 5 YEAR COMPARISON STUDY 2020 - 2024



## 5 YEAR COMPARISON STUDY 2020 - 2024



## **CONTACTS**

### **Anthony C. Marrone**

Fire Chief  
County of Los Angeles Fire Department  
1320 North Eastern Avenue  
Los Angeles, CA 90063  
[Anthony.Marrone@fire.lacounty.gov](mailto:Anthony.Marrone@fire.lacounty.gov)

### **Albert T. Yanagisawa**

Deputy Fire Chief  
Community Risk Reduction Bureau  
1320 North Eastern Avenue  
Los Angeles, CA 90063  
[Albert.Yanagisawa@fire.lacounty.gov](mailto:Albert.Yanagisawa@fire.lacounty.gov)

### **Richard H. Stillwagon**

Assistant Fire Chief – Fire Marshal  
Fire Prevention Division  
5823 Rickenbacker Road  
Commerce, CA 90040  
[Richard.Stillwagon@fire.lacounty.gov](mailto:Richard.Stillwagon@fire.lacounty.gov)

### **Frank D. Garrido**

Battalion Chief – Central Region  
Fire Prevention Division  
5823 Rickenbacker Road  
Commerce, CA 90040  
[Frank.Garrido@fire.lacounty.gov](mailto:Frank.Garrido@fire.lacounty.gov)