



BARBARA FERRER, Ph.D., M.P.H., M.Ed.
Director

MUNTU DAVIS, M.D., M.P.H.
County Health Officer

ANISH P. MAHAJAN, M.D., M.S., M.P.H.
Chief Deputy Director

313 North Figueroa Street, Room 806
Los Angeles, California 90012
TEL (213) 288-8117 • FAX (213) 975-1273

www.publichealth.lacounty.gov

BOARD OF SUPERVISORS

Hilda L. Solis
First District

Holly J. Mitchell
Second District

Lindsey P. Horvath
Third District

Janice Hahn
Fourth District

Kathryn Barger
Fifth District

August 19, 2024

TO: Each Supervisor

FROM: Barbara Ferrer, Ph.D., M.P.H., M.Ed.
Director 

SUBJECT: COMMUNITY-BASED CRISIS RESPONSE AND VIOLENCE INTERRUPTION PILOT PROGRAM AND EXPANSION OF THE TRAUMA PREVENTION INITIATIVE (ITEM 21, BOARD AGENDA OF JULY 13, 2021; ITEM 15, BOARD AGENDA OF JULY 13, 2021; AND ITEM 57-C, BOARD AGENDA OF NOVEMBER 2, 2021)

On July 13, 2021, your Board approved the “Community-Based Crisis Response and Violence Interruption Pilot Program,” directing the Department of Public Health’s (Public Health) Office of Violence Prevention (OVP), in collaboration with the Chief Executive Officer (CEO) and Directors of the Departments of Mental Health (DMH), Health Services (DHS), Public Social Services (DPSS), the Office of Diversion and Reentry (ODR), and other relevant departments to implement a Crisis Response and Violence Intervention Program (CRVIP) pilot in the Trauma Prevention Initiative (TPI) communities of Westmont West Athens, Willowbrook, unincorporated Compton, and Florence-Firestone (Item #21 by Supervisors Holly J. Mitchell and Kathryn Barger). OVP was further instructed to implement expansion and enhancement of TPI strategies in additional communities with high rates of violence, including East Los Angeles, Hawaiian Gardens, Pomona, Puente Valley, and the Antelope Valley (Item #21, Directive #3; Item #15 by Supervisors Hilda L. Solis and Janice Hahn) and report back to the Board of Supervisors in writing in 120 days, and on a quarterly basis thereafter, on progress (Item #21, Directive 1). The motion also instructed the Director of Public Health and the CEO to report back every 6 months on implementation and progress, with a yearly evaluation of outcomes and impact (Item 21, Directive 2a).

The attached report addresses Item #21, Directives 1 and 2a and Item #15; and includes a summary of OVP’s activities and progress to date working with community and County partners to implement Crisis Response in South Los Angeles (LA), and to expand TPI strategies to communities in the First District, Second District, Fourth District and Fifth District. This report includes progress made during 2023, Quarter 4 (October-December 2023); and during 2024, Quarter 1 (January-March 2024), and Quarter 2 (April-June 2024).

The Crisis Response Program Pilot: Key deliverables from October 1, 2023 through June 30, 2024

Crisis Response Coordination and Community Engagement

- The OVP Crisis Response Coordinator continued to align efforts with existing crisis response initiatives by participating in regular meetings with representatives from the Department of Mental Health (DMH), the Justice Care and Opportunities Department (JCOD), the Human Relations Commission (HRC), the District Attorney's Office (DA) Bureau of Victims Services, Youth Justice Reimagined, and Didi Hirsch to coordinate efforts and incident response. OVP is also meeting with the Department of Arts and Culture to discuss coordination with their arts contractors to conduct healing events in communities impacted by violent incidents. A total of three community healing events have taken place between March and April 2024 in Compton, including a community healing and resource fair, a health exposition for parents and students attending Bridges Preparatory School, and a resource fair held at Compton High School.
- The OVP Crisis Response Coordinator facilitated a training with OVP's American Rescue Plan Act (ARPA) grantees on April 18, 2024, discussing the importance of Community Crisis Response Programs that incorporate a holistic, trauma and healing centered approach.
- The OVP Crisis Response Coordinator is working with the LA vs. Hate Dream Centers at Inglewood and Morningside High Schools to provide a series of workshops in July 2024 for students attending summer school to help de-escalate tensions between both campuses leading up to the new school year. Topics will include healthy relationships, team building and conflict resolution using art therapy techniques.
- The contracted Crisis Response agency, Tessie Cleveland Community Services Corporation (TCCSC), participated in Parks After Dark (PAD) activities in South LA parks to promote the Crisis Response Program and Warmline: June 13th at- Roosevelt Park, June 20th at Mona Park, and June 20th at East Rancho Dominguez Park.
- TCCSC also launched a series of monthly community activities in South LA beginning in October 2023 that focus on healing through yoga, healing circles, building healthy relationships, and art therapy.
- OVP held monthly meetings with local community and faith-based leaders to share updates and solicit ongoing input about program components and materials. There have been thirteen community meetings since July 2022 with the last meeting held on June 7, 2024.
- OVP continues to meet with the District Attorney's (DA) Bureau of Victims Services Director to discuss a regional approach to crisis response, including opportunities to collaborate on a first responder pilot program that would expand the response to incidents.

Crisis Response Protocols, Training, and Evaluation

- OVP continued to work with TCCSC to update crisis response protocols, program materials including the development of a brochure, incident reporting forms, assessment tools, and protocols for community and faith-based partners who are interested in assisting with support after a community crisis.
- A training was held May 3, 2024, for hospital violence intervention case managers, clinicians, and interventionists who play a role in responding to crisis incidents. The training curriculum included components focused on trauma-informed response, conflict

resolution, communication skills, documentation, mental health first aid, and responding to hate crimes.

- The Crisis Response Coordinator and OVP Data Team are developing a scope of work for the formal evaluation of the Crisis Response Pilot Program, while OVP continues to work with TCCSC to track data and impacts. The goal is to execute a contract by September 2024.

Crisis Response Incidents and Outreach

- The Crisis Response team continues to receive referrals from multiple sources including the TPI Street Outreach and Hospital Violence Intervention Program contractors. The warmline is available Monday to Friday from 8 AM to 8 PM and provides support and resources to individuals experiencing violence or in crisis. It aims to offer a safe, confidential space for callers to receive guidance, emotional support, and connections to further assistance. The Warmline has received a limited number of calls since June 2023, averaging about three calls per month. OVP continues to promote the warmline through our website and the distribution of program materials at community events.
- TCCSC has responded to 36 incidents in South LA since the program was launched, including 18 during this reporting period. TCCSC has connected families and victims with TCCSC wraparound services and conducted community outreach to share information on the services provided through the Crisis Response program.
- OVP is working with the DA’s Bureau of Victim Services, which allows families a quicker connection to access victims’ compensation benefits and other resources. A summary of incidents by number, type and time period is provided below:

Incident Type	July-Sept 2023	Oct-Dec 2023	Jan-Mar 2024	Apr-Jun 2024	Totals
Homicides	5	2	5	5	17
Domestic Violence	0	1	1	1	3
Shootings	0	2	1	5	8
Suicides	0	0	2	0	2
School Incidents	0	0	1	1	2
Other	1	2	1	0	4
Totals	6	7	11	12	36

Crisis Response Next Steps

Time Period	Implementation Activities
Ongoing	Coordinate with existing LA County Crisis Response Initiatives. Engage County, CBO, and FBO partners through listening sessions, individual and community meetings.
Ongoing	Respond to incidents, conduct outreach, and coordinate healing events in the community with county and community partners.
July 2024	Provide training for crisis response support partners.

Time Period	Implementation Activities
September 2024	Execute a contract for evaluation services.
October 2024	Coordinate a four-session faith-based leadership series about trauma-centered care and grief and loss.

Countywide Expansion of TPI – Progress to Date

TPI is a place-based model for violence prevention and intervention that both invests in community-driven strategies including peer outreach and promotes the development of community leadership. TPI began in 2015 with funding from Measure B and was originally implemented in four communities in South Los Angeles. As outlined in OVP’s June 2, 2021, report to the Board, OVP is partnering with community residents and stakeholders to expand TPI services in the following communities:

- First District: East LA, Puente Valley, and Pomona
- Second District: Westmont West Athens, Willowbrook, Florence Firestone, and unincorporated Compton (increased funding for original communities)
- Fourth District: Hawaiian Gardens, Norwalk
- Fifth District: Antelope Valley

The key TPI deliverables detailed below were met between October 2023 and June 2024.

Protocols / Coordination

- Hiring is in progress for a new Antelope Valley Community Health Worker (CHW). A Community Engagement Coordinator was hired in December 2023 to lead development and implementation of community engagement plans and protocols in TPI’s nine communities. The coordinator observed stakeholder meetings to identify strengths, technical assistance needs, and opportunities for standardization. A plan was then created that centers on three main areas of focus: 1) Administrative Guidance, 2) Membership Retention and Sustainability Strategies, and 3) Meeting Facilitation. The coordinator is also working closely with the CHW team to identify best practices in distributing incentives and effective use of the TPI newsletter and website to support community engagement.
- The TPI Community Violence Intervention Specialist convenes Street Outreach teams quarterly to review data and protocols, reinforce self-care practices, and highlight peer learning opportunities. The October convening was a self-care retreat at a nature center that included healing circles, hikes, and communication workshops. The January convening included a presentation from the Department of Public Works on logging graffiti, goal setting, and communication skills. The April convening focused on developing a professional understanding with law enforcement, and tools for processing emotions around negative engagements. A self-care retreat is planned for August 9th at Dockweiler Youth Center and will focus on training, data, and compliance requirements, and provide healing activities and networking opportunities.
- Focus groups were conducted with Street Outreach and HVIP case managers to support professional development, address challenges and share successes. TPI will continue to convene Case Managers quarterly to address identified needs including development of resource networks and strengthening case management protocols.

- In response to incidents of gender-based violence, TPI staff are also planning a convening in collaboration with LA City GRYD to bring together women that have been impacted by gang violence, interpersonal violence, and other forms of violence to promote healing and identify recommendations to reduce violence.
- TPI regional leads met with Department of Public Works in December 2023 to develop communication protocols to ensure that graffiti in TPI communities is addressed expediently. Local graffiti abatement teams continue to work closely with TPI Street Outreach agencies to quickly address graffiti that may allude to or result in homicide, retaliation, or other violence. This collaboration has enhanced proactive peacekeeping efforts and overall perception of community safety and provided opportunities for intervention workers to educate graffiti abatement staff about the dynamics of street art as a visual art, versus tagging.
- TPI continues to convene Regional Intervention Councils in South LA, Pomona, and the East LA/Puente Valley region monthly to bring together law enforcement, Parks and Recreation, Street Outreach teams, and TPI leads to problem solve around community safety issues. Street takeovers remain a current priority for the South LA Council. OVP promoted and helped support the Addressing Illegal Street Takeovers and Racing Community Symposium on May 18, 2024, to identify recommendations in alignment with a 2024 County Board motion to address street takeovers and community safety. OVP will continue to work with community partners and County Departments to implement solutions to address this issue.
- TPI continues to coordinate with law enforcement agencies, including the Sheriff's Department, to implement incident response protocols and to promote community-driven public safety approaches. This partnership has ensured that Community Intervention Workers (CIWs) receive prompt notification of incidents from law enforcement so that they can respond rapidly. The TPI team continues to meet with the City of Norwalk's Public Safety Department to align efforts and build a foundation for incident response in Norwalk.
- OVP continued to partner with the Department of Health Services (DHS) to convene the LA County Hospital-Based Violence Intervention (HVIP) Consortium which brings together county and private trauma hospitals and community based HVIP contractors to support program implementation, coordinate services between programs, provide technical assistance to partners, and standardize data collection. The Consortium has:
 - Supported American Rescue Plan Act (ARPA) funded expansion of HVIP to underserved areas like Antelope Valley and continues to work with the Olive View and Harbor Trauma Recovery Centers to integrate supporting victims of interpersonal violence.
 - Partnered with Long Beach's Community Impact Division to support expansion of HVIP to the city's Level II Trauma Center at St Mary's.
 - Participated in the HAVI's (Health Alliance for Violence Intervention) CHW Benefit Working Group and continues to work closely with managed care plans and CBOs to support implementation of the new benefit on behalf of violence prevention and intervention service providers.
 - Participated in the Giffords Center's CalVIP Coalition and Research and Evaluation Subcommittee, supporting their efforts to strengthen the capacity of CBOs and government agencies to evaluate community-based violence prevention and intervention initiatives.

- Partnered with LA General Medical Center's Emergency Medicine Department to conduct program evaluation of hospital violence intervention at LA General, Harbor UCLA, and Rancho Los Amigos Rehabilitation Center.
- The Probation Department has provided another round of Juvenile Justice Crime Prevention Act (JJCPA) funding to OVP to support TPI's Capacity Building strategy. Beginning July 2023, OVP contracted with Los Angeles Centers for Alcohol and Drug Abuse as the lead agency to facilitate training and technical assistance and provide mini-grants of \$50,000 to 20 CBOs across the nine TPI communities that provide services for justice-involved youth. The participating agencies received technical assistance through the contractor in the areas of executive coaching, evaluation, and grants management, and have implemented programming with mini grants in their communities. OVP has extended the capacity building contract for a second year and is in the process of finalizing agencies for the FY24-25 cohort of the project.
- TPI staff continue to meet bi-monthly with the City of Long Beach's Violence Prevention staff on regional alignment and planning related to OVP initiatives, including TPI implementation in neighboring Hawaiian Gardens and Norwalk, and explore opportunities for increased regional collaboration per the OVP-City of Long Beach MOU.
- TPI continues to meet monthly with the City of Pasadena's Deputy Director and staff working on violence prevention efforts to identify opportunities for regional planning and technical assistance. The TPI team met with the City of Pomona's new Office of Violence Prevention to discuss opportunities to collaborate, share best practices, and pursue opportunities to align efforts in Pomona.
- The TPI team continues to share protocols and guidance to support OVP's American Rescue Plan Act (ARPA) funded Trauma Prevention Partnerships. This additional funding, distributed through fiscal agency California Community Foundation (CCF), allows OVP to leverage the investment in intervention to current and new communities that are impacted by violence exacerbated by the COVID-19 pandemic. The project has awarded 56 contracts to 41 non-profit organizations, including seven HVIP and 10 Street Outreach programs funded through December 2024. OVP is also working with CCF to connect ARPA awardees to TPI Community Action for Peace meetings to promote networking and collaboration in TPI communities. Between July 2023 and March 2024, ARPA grantees served 3,116 clients in Los Angeles County, including 342 HVIP clients and 490 Street Outreach clients.
- In October 2023, CCF contracted with the Community Based Public Safety Collective to implement the Peer-to-Peer Violence Prevention Learning Academy, which provides opportunities for TPI Street Outreach teams, in addition to ARPA grantees, to participate in professional development including Community Violence Intervention certification, trauma informed practice, gender-based violence and other topics. TPI hosted two enrollment support events to ensure contracted agencies registered for the Peer-to-Peer Learning Academy to receive Community Violence Intervention certificates.

TPI Community Highlights

TPI staff made significant progress during this reporting period in building community stakeholder connections and cross-sector collaborations in the nine TPI communities:

- The **East LA** Community Action for Peace (CAP) network developed and adopted mission and vision statements in November. The CAP hosted a series of capacity-building workshops centered around healing that included guest speakers and culturally relevant

activities. The mini grant was issued to East Los Angeles Women's Center and is currently holding "platicas" with the communities that are centered around public safety and visual arts as a healing outlet. Additionally, a mural is scheduled to be installed in August on Whitter Blvd. and will be designed by youth and community residents who participated in the "platicas".

- The **Puente Valley** CAP, established in October 2023, hosted a youth panel in November 2023 to discuss gun violence, graffiti, and resources for youth. The CAP has hosted several guest speakers, including members of the Civilian Oversight Commission. In addition, the CAP will begin hosting capacity building trainings to support priority areas identified by stakeholders. On August 1st, CAP members will be participating at Rimgrove Park Parks After Dark program to educate the public on community driven solutions and link community members to resources and distribute gun safety locks and educational materials provided by OVP. The TPI mini grant in this community was issued to REACH, a local nonprofit, which used the funds to host a youth empowerment summit attended by over 200 participants.
- The **Pomona** CAP, established in February 2023, finalized a coalition charter. An end of the year potluck and celebration was hosted in November 2023 where CAP members networked and strengthened partnerships. The Pomona CAP awarded Foundation of Change Through Youth a mini grant, which included a series of pop-up events, and a Mother's Day healing event centered around survivors of gun and gang violence. The CAP has also identified key projects for this year including a peace march to take place in October 2024 and a city-wide social media campaign to address substance use.
- In **unincorporated Compton**, monthly violence prevention stakeholder listening sessions continue to be convened by Dignity Compton Center in partnership with Rising Communities at Crossroads United Methodist Church. Meeting stakeholders are planning their mini grant project and developing community safety priorities to inform development of the future Compton CAP in fiscal year 2024-2025.
- The **Willowbrook** CAP continues implementation of their mini-grant project providing several community block parties through Summer 2024 to build community safety and increase CAP engagement and membership.
- The **Florence Firestone** community continues to expand the CAP group and a Steering Committee to address community safety. These monthly meetings provide opportunities for community residents, businesses, and stakeholders to be engaged, and provide their input and ideas to contribute to the development and implementation of a Community Safety Plan. In addition, the CAP has hosted two canvassing activities in areas most impacted by violence to hear from community members, and to distribute information about the CAP and community resources that are available to residents.
- **Westmont West Athens** CAP, in collaboration with community partners, hosted an event on Saturday, April 27, 2024, to celebrate the turnaround in community violence and resilience that has occurred since DPH began engaging the community in 2014. The event, "This is Our Story," featured presentations from community members and student leaders, a networking resource fair, a health and wellness session, and more. Over 250 community residents, youth, local leaders, and dignitaries attended the event. The WWA CAP is planning strategic planning sessions in the fall to address increased violence in the community.
- TPI strengthened its collaboration with stakeholders in the cities of **Hawaiian Gardens** and **Norwalk** through community safety roundtables. The roundtable members drafted coalition charters and mission statements and began to develop sustainable referral

networks. During this period, the cities also strengthened their neighborhood watch programs and enhanced civic engagement initiatives for youth. Additionally, mini-grants were disbursed in **Norwalk/ Hawaiian Gardens** to three agencies that used the funds to implement parenting workshops covering gender-based violence and healing through storytelling, a 5K run to raise awareness, and after-school program support.

- TPI onboarded a community engagement subcontractor in the Antelope Valley tasked with developing and leading a youth-led steering committee that will play a central role in creating a CAP network and planning a community safety roundtable in 2024. HELPER, our Street Outreach contractor, is prioritizing its efforts to high need areas in the large region, including ensuring safe access to parks and schools, and continuing its collaboration with the Antelope Valley Union High School District to implement a mentoring program that promotes positive youth outcomes. OVP collaborated with the HELPER Foundation, Lancaster LASD, City of Lancaster officials, and the Fifth District, to plan a community prayer vigil scheduled for July 18, 2024, to engage in dialogue around healing in the aftermath of a recent uptick in violence in Antelope Valley.

Evaluation

- Harder+Company Community Research completed the following deliverables during this reporting period:
 - Drafted a TPI Theory of Change Model and conducted a literature review to identify best practices for measuring the impact of Street Outreach and HVIP.
 - Developed an evaluation plan based on the literature review, review of previous TPI evaluations and reports, and findings from the Community Safety Survey.
 - Assisted TPI in identifying a new set of metrics to measure the impact agencies are having at the individual, community, and system levels.
 - Drafted briefs for each TPI community highlighting the findings from the Community Safety Survey and focus groups conducted by Urban Peace Institute during the Spring of 2023.
 - Drafted four research briefs to highlight TPI work during fiscal year 2023-2024, including HVIP case management highlights, SOCVI case management highlights, SOCVI activities, and a brief highlighting the overall TPI work. The briefs are currently in review and will be shared once final.
- The University of Southern California trained HVIP agencies on the newly developed risk assessment tool to understand the needs of clients and to assess the impact of programs. The tool will be piloted by Street Outreach agencies beginning May.
- OVP collaborated with HVIP Consortium partners to identify common process and impact measures for the web-based case management and data collection platform - REDCap, that OVP has developed with Public Health Information Services over the last year. The platform, which is slated to launch this summer, will help standardize data collection and evaluation efforts across programs.
- Contracts with USC and Harder+Company were renewed for fiscal year 2024-2025 to continue the development of the Risk Assessment tool for case managed clients, and the evaluation for the TPI program.

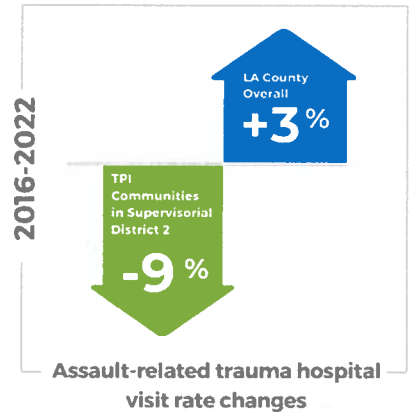
Evaluation Data

TPI staff and evaluation agency, Harder+Company, have worked closely with Street Outreach and HVIP agencies to provide technical assistance to accurately capture the work in each community. Appendix A includes more detailed graphs highlighting TPI's impact on crime and

assault-related trauma hospital visits and Street Outreach and HVIP implementation data since the start of the expansion in January 2022.

Community Impacts

- Between 2016 and 2022, TPI communities in Supervisorial District 2 saw a 9.2% reduction in assault-related trauma hospital visit rates from 156.5 in 2016 to 142.1 in 2022, compared to a 3.0% rate increase in LA County overall from 50.5 in 2016 to 52.0 in 2022. Rates are per 100,000 people.
- Between 2016 and 2023, homicides in the four South LA TPI communities decreased by 30%, compared to a decrease of 9% in the overall number of homicides reported by Los Angeles Sheriff’s Department (LASD). During that same period, the number of gun aggravated assaults in the South LA TPI communities decreased by 9%, whereas LASD saw an increase of 14%. Finally, there was a 3% increase in violent crimes across the South LA TPI communities, the same percent increase was reported by LASD overall.
- Between 2021 and 2023, homicides in four expansion TPI communities decreased by 28%, while the overall number of homicides reported by LASD decreased by 29%. During that same period, the number of gun aggravated assaults in four expansion TPI communities decreased by 9%, whereas LASD had a 10% decrease. Finally, there was an increase of 4% in violent crimes in four expansion TPI communities, whereas there was an 11% increase in LASD overall. These numbers do not include crime data from the West Covina PD and Pomona PD since they do not have publicly available data.



Intervention Services Provided

Between October 2023 and June 2024

- A total of 1,391 patients were referred to HVIP services, with most referrals made by Los Angeles County General Medical Center (423), followed by St. Francis Medical Center (326), Harbor-UCLA (262), and Pomona Valley Hospital (240).

Hospital	Oct-Dec 2023	Jan-Mar 2024	Apr-Jun 2024
Los Angeles General Medical Center	176	161	86
St. Francis Medical Center	119	91	116
Harbor-UCLA	97	89	76
Pomona Valley Hospital	83	63	94
California Hospital	10	28	62
Rancho Los Amigos	6	7	10
Community Referrals	7	5	5
Total	498	444	449

- A total of 22,461 activities have been completed by Community Intervention Workers and Peace Ambassadors across the nine TPI Communities. Most of the activities (37%) have focused on safe passages in schools and parks, followed by meetings and relationship

building (22%), and client outreach activities (8%). Some of the “other” activities included dealing with issues around graffiti traffic accidents, and loitering.

Type of Activity, all Communities	Oct-Dec 2023	Jan-Mar 2024	Apr-Jun 2024
Safe Passages	2,444	3,465	2,398
Developing Relationships	1,016	994	973
Outreach to potential clients	604	630	544
Meeting with Client	762	598	497
Meeting	520	583	425
Graffiti Checks or Removal	19	258	380
Youth Development	309	325	336
Provision for Basic Needs	718	498	294
Community Building Event	180	150	205
Training	189	176	188
Conflict Resolution	126	181	147
Crisis Intervention	80	103	104
Referral Follow-up	124	103	100
Referral to CM	124	119	77
Community Action Planning Event	50	41	56
Advisory Council Meeting	38	53	52
Other	30	29	46
Total	7,333	8306	6,822

# of Activities by TPI Community	Oct-Dec 2023	Jan-Mar 2024	Apr-Jun 2024
Antelope Valley	1,086	1,483	774
East LA	3,228	2,238	2,237
Florence-Firestone	698	674	334
Hawaiian Gardens/Norwalk	181	185	159
Pomona	1,151	499	155
Puente Valley	1,055	565	594
Westmont/West Athens	1,234	1,171	1,314
Willowbrook	626	560	535
Unincorporated Compton	693	931	720
Total	7,333	8,306	6,822

- Street Outreach agencies responded to a total of 296 incidents to mediate conflicts, control rumors, and support community members. Incidents included 123 shootings, 83 homicides, and 40 fights and assaults, as well as other incidents (i.e., graffiti, traffic accidents, and loitering).

TPI Community	N	Assault	Fight	Homicide	Other	Shooting	Stabbing
Antelope Valley	57	2		25	1	25	4
East LA	24			11	1	11	1
Florence-Firestone	5			4		1	
Hawaiian Gardens/Norwalk	57	13	16		20	8	
Pomona	60	6	1	5	2	29	17
Puente Valley	8			3		4	1
Westmont/West Athens	19		1	10	2	6	
Willowbrook	17			10	1	6	
Unincorporated Compton	49	1		15		33	
Total	296	22	18	83	27	123	23

- A total of 265 people were enrolled in Street Outreach case management, with the highest numbers in Florence-Firestone (138), and East LA (29).

TPI Community	Clients Oct-Dec 2023	Clients Jan-Mar 2024	Clients Apr-Jun 2024
Antelope Valley	12	9	2
East LA	8	11	10
Florence-Firestone	44	47	47
Hawaiian Gardens/Norwalk	4	1	0
Pomona	8	2	6
Puente Valley	4	4	2
Westmont/West Athens	3	2	21
Willowbrook	4	1	0
Unincorporated Compton	1	6	6

Summary

Public Health is grateful for the Board’s ongoing support of OVP and our implementation of the Crisis Response Pilot in South LA and TPI Expansion strategies. OVP will continue to align its community-based strategies and connect with other county initiatives to build community-driven and survivor-centered approaches to prevent violence and respond to communities after a crisis incident. Public Health will continue to share updates with the Board on a regular basis.

If you have any questions or need additional information, please contact me.

BF:pb:aw

Cc: Executive Office, Board of Supervisors
 Chief Executive Office
 Acting County Counsel

Each Supervisor
August 19, 2024
Page 12

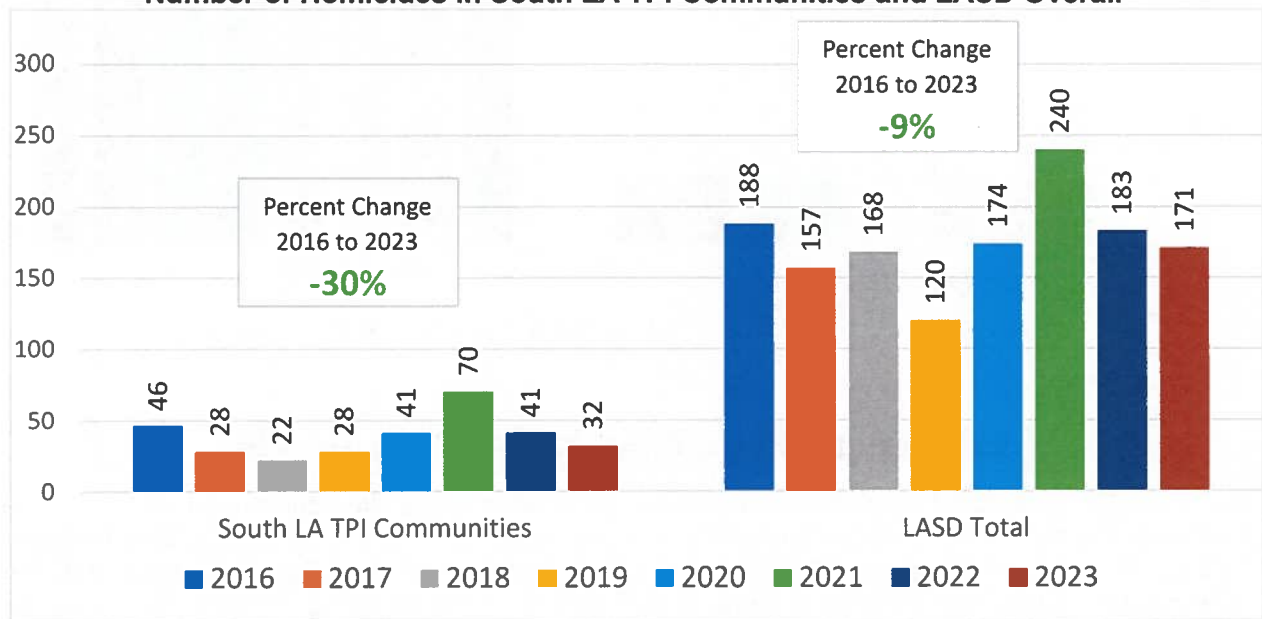
Department of Mental Health
Department of Health Services
Department of Public Social Services
Justice, Care and Opportunities Department

Attachment: TPI Data Charts

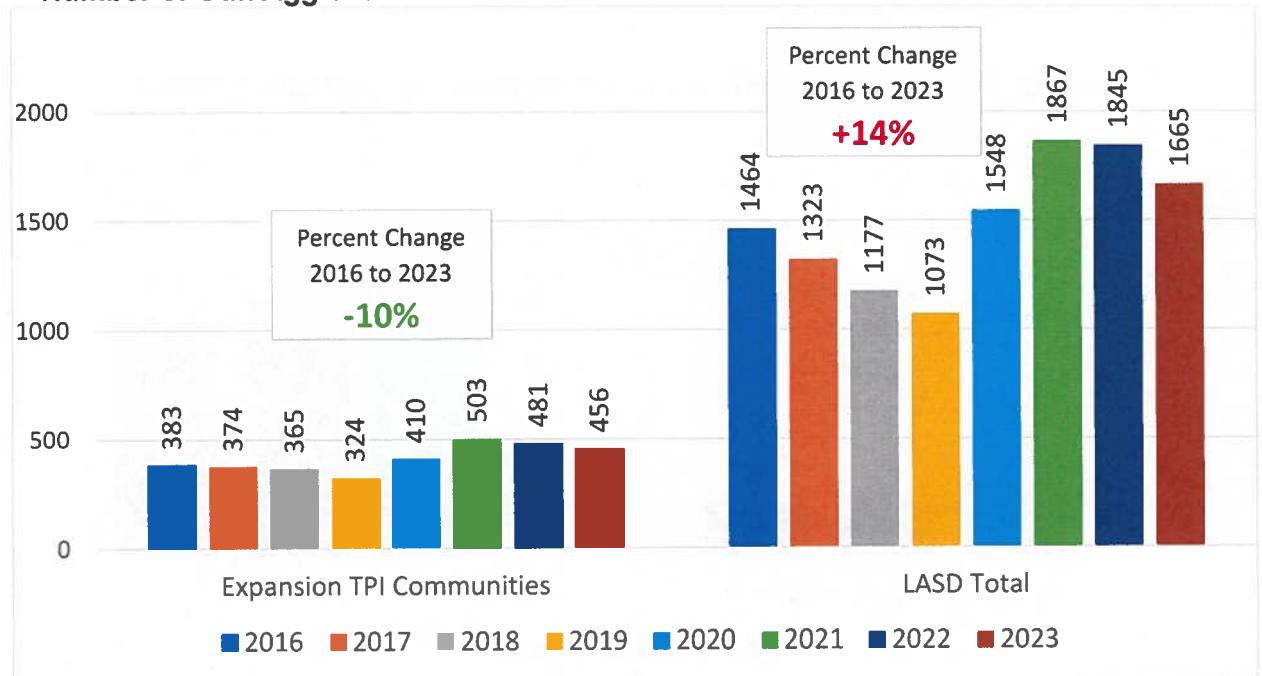
South LA TPI Communities - Crime Trends

Between 2016 and 2023, homicides in the four South LA TPI communities decreased by 30%, compared to a decrease of 9% in the overall number of homicides reported by Los Angeles Sheriff's Department (LASD). During that same period, the number of gun aggravated assaults in the South LA TPI communities decreased by 10%, whereas LASD saw an increase of 14%. Finally, there was a 2% increase in violent crimes across the South LA TPI communities, whereas LASD reported an overall increase of 3%.

Number of Homicides in South LA TPI Communities and LASD Overall

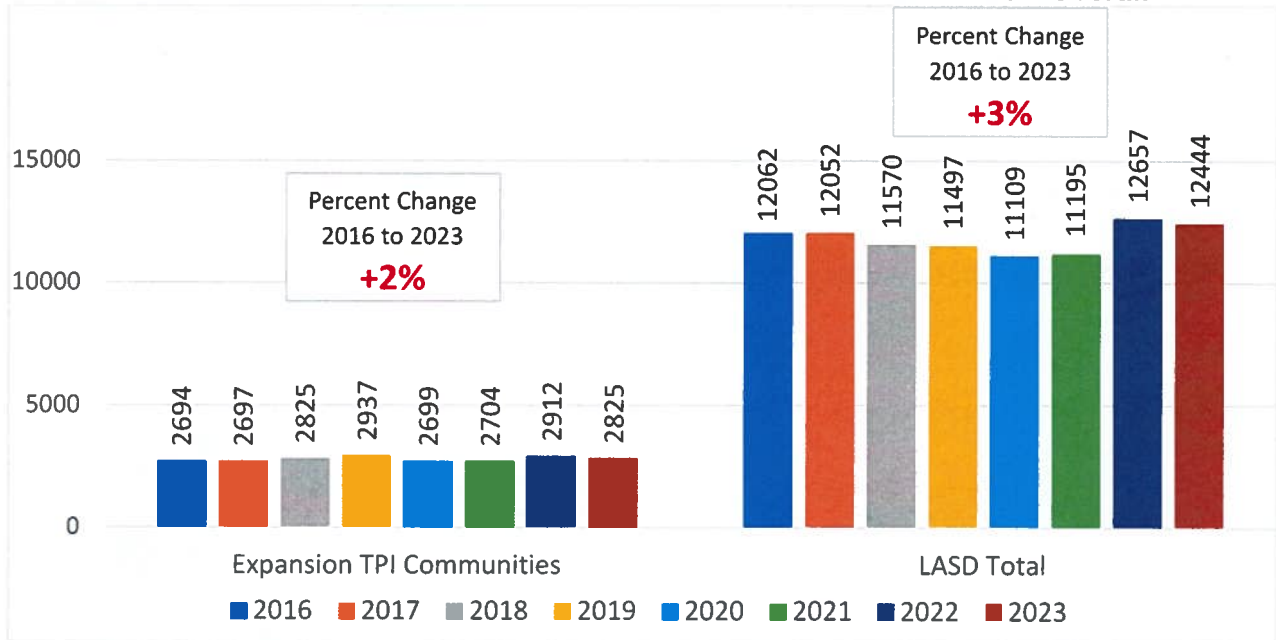


Number of Gun Aggravated Assaults in South LA TPI Communities and LASD Overall



ATTACHMENT: TPI DATA CHARTS

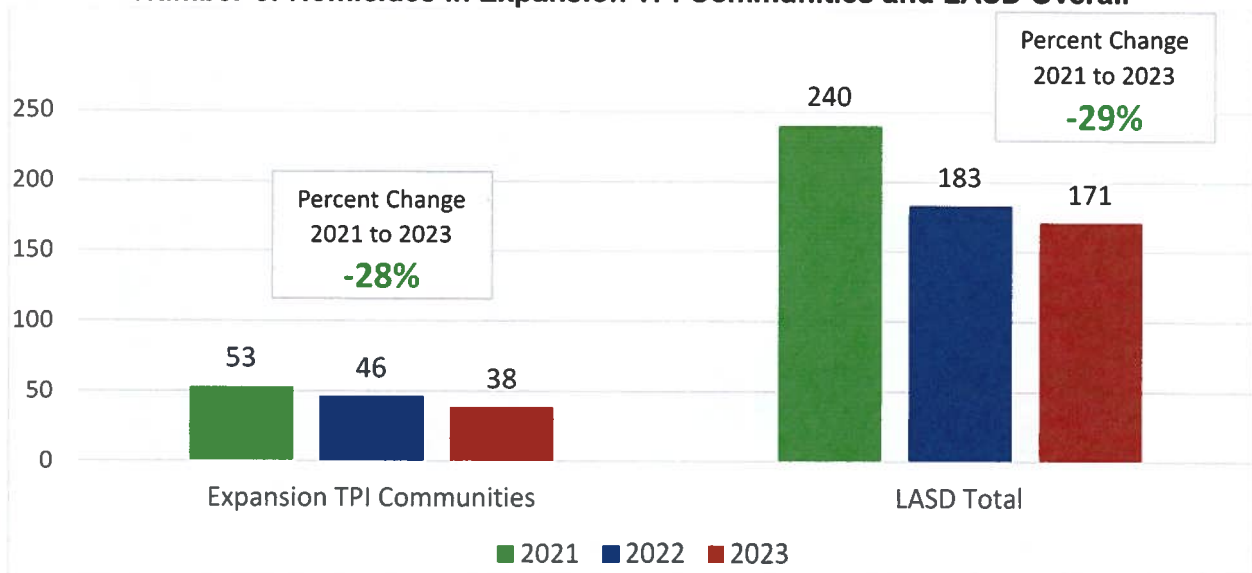
Number of Violent Crimes in South LA TPI Communities and LASD Overall



Expansion TPI Communities - Crime Trends

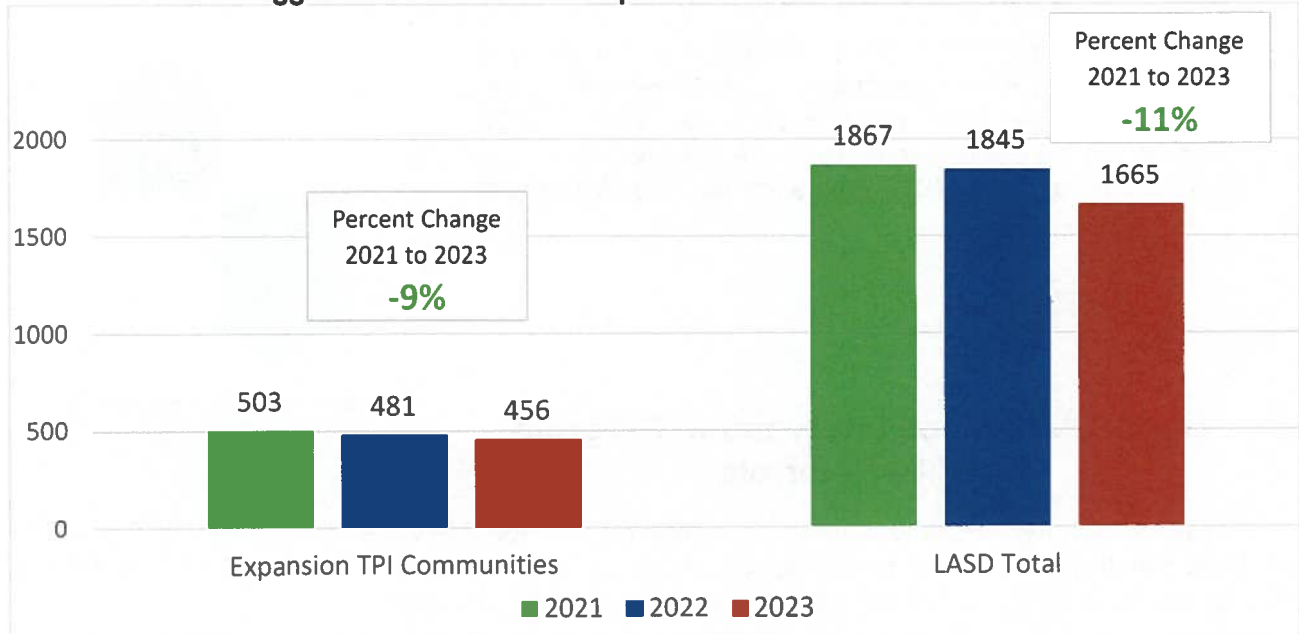
Between 2021 and 2023, homicides in four expansion TPI communities decreased by 28%, while the overall number of homicides reported by Los Angeles Sheriff's Department (LASD) decreased by 29%. During that same period, the number of gun aggravated assaults in four expansion TPI communities decreased by 9%, whereas LASD had an 11% decrease. Finally, there was an increase of 4% in violent crimes in four expansion TPI communities, whereas there was an 11% increase in LASD overall. These numbers do not include crime data from the West Covina PD and Pomona PD since they do not have publicly available data.

Number of Homicides in Expansion TPI Communities and LASD Overall

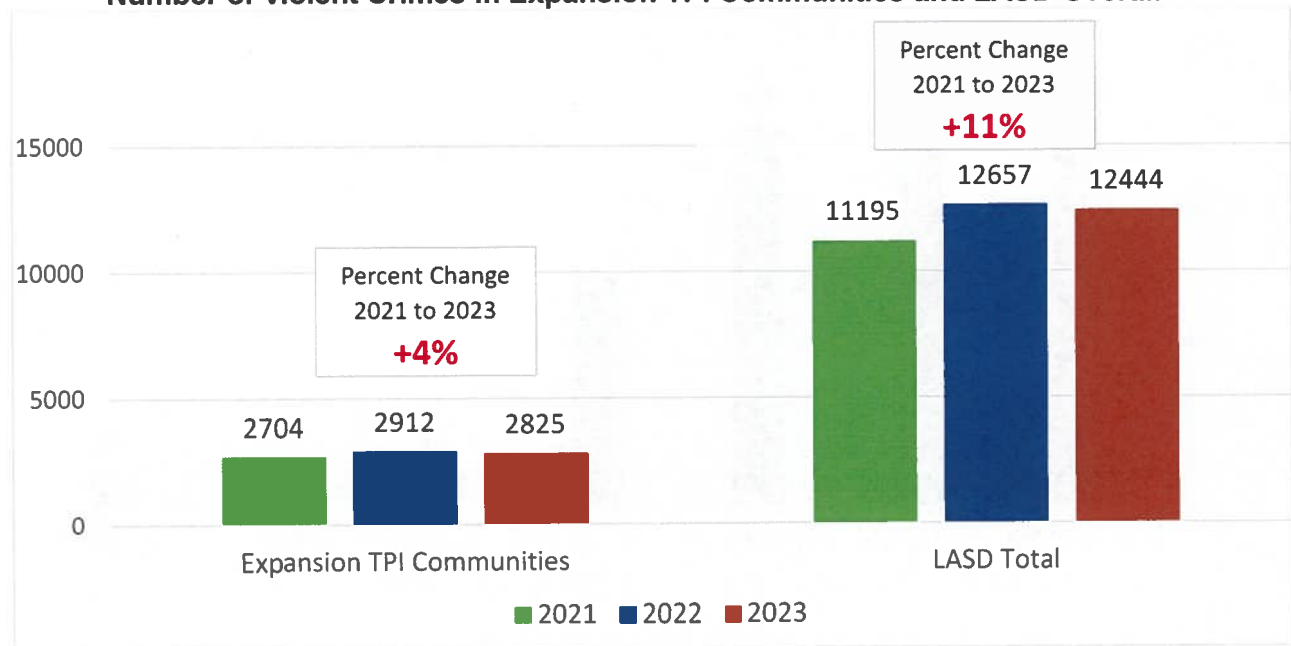


ATTACHMENT: TPI DATA CHARTS

Number of Gun Aggravated Assaults in Expansion TPI Communities and LASD Overall

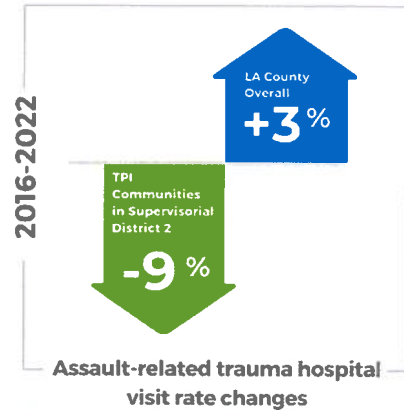


Number of Violent Crimes in Expansion TPI Communities and LASD Overall



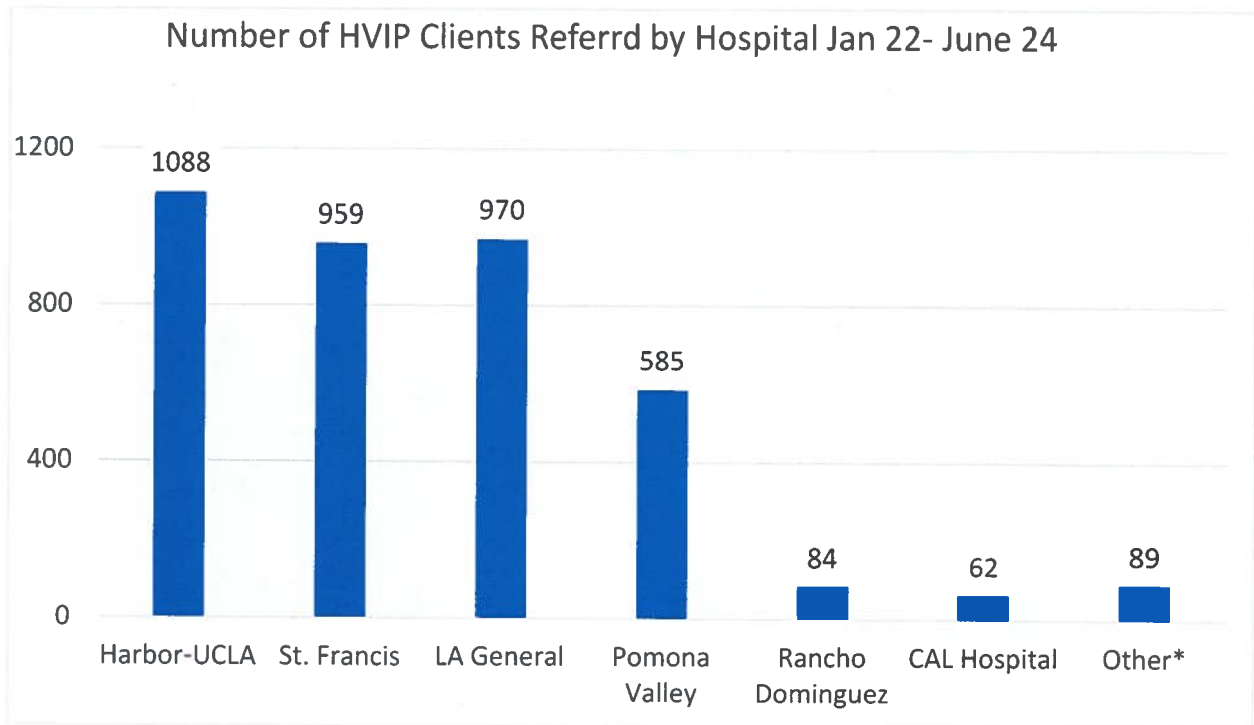
South LA TPI Communities – Trauma Center Visits

Between 2016 and 2022, TPI communities in Supervisorial District 2 saw a 9.2% reduction in assault-related trauma hospital visit rates from 156.5 in 2016 to 142.1 in 2022, compared to a 3.0% rate increase in LA County overall from 50.5 in 2016 to 52.0 in 2022. Rates are per 100,000 people.



Hospital Violence Intervention Program (HVIP) Referrals

Between January 2022 and June 2024, a total of 3,837 people were referred for HVIP services. Most clients were referred by Harbor-UCLA (31%), followed by St. Francis (26%), Los Angeles General Medical Center (25%), and Pomona Valley Hospital (15%).



*Other referral sources include community members and street outreach staff members.

Street Outreach and Community Violence Intervention (SOCVI) Activities

ATTACHMENT: TPI DATA CHARTS

Between January 2022 and June 2024, a total of 60,402 activities were completed across the 9 TPI communities. Most of the activities (37.7%) have focused on safe passages in schools and parks, followed by meetings and relationship building (13.1%), and meetings with clients (8.3%).

Types of activities

Activity	N	%
Safe Passages	22791	37.7%
Developing Relationships	7889	13.1%
Meeting with Client	5042	8.3%
Meeting	4988	8.3%
Outreach to potential clients	4583	7.6%
Provision for Basic Needs	3207	5.3%
Youth Development	2839	4.7%
Training	1755	2.9%
Community Building Event	1602	2.7%
Conflict Resolution	1127	1.9%
Crisis Intervention	959	1.6%
Referral Follow-up	784	1.3%
Referral to CM	731	1.2%
Graffiti Checks or Removal	657	1.1%
Community Action Planning Event	554	0.9%
Advisory Council Meeting	451	0.7%
Other	443	0.7%
TOTAL	60,402	--

Activities by TPI community

TPI Community	Number of Activities
Antelope Valley	5798
East LA	18665
Florence Firestone	4955
Hawaiian Gardens + Norwalk	1332
Pomona	4465
Puente Valley	4149
Unincorporated Compton	6380
Westmont West Athens	10715
Willowbrook	3943
TOTAL	60,402

Street Outreach Incidents

ATTACHMENT: TPI DATA CHARTS

Between January 2022 and June 2024, Street Outreach agencies responded to a total of 787 incidents to mediate conflicts, control rumors, and support community members. Incidents included 296 shootings, 157 homicides, and 54 fights and assaults, as well as other incidents. Some of the “other” incidents included dealing with issues around graffiti, traffic accidents, suicides, and loitering.

TPI Community	N	Type of incident					
		Shooting	Homicide	Fight	Assault	Stabbings	Other
Antelope Valley	45	40	6	8	4	7	110
East Los Angeles	49	36		1	6	2	94
Florence-Firestone	43	18				3	64
Hawaiian Gardens/Norwalk	9	3	31	18		53	114
Pomona	61	17	7	8	31	2	126
Puente Valley	11	8			2	4	25
Unincorporated Compton	104	40		1			145
Westmont/West Athens	29	26	2		1	3	61
Willowbrook	26	20			1	1	48
Number Total	787	377	208	46	36	45	75
Percent Total	--	47.9%	26.4%	5.8%	4.6%	5.7%	9.5%

Street Outreach Case Management

Between January 2022 and June 2024, a total of 907 people were enrolled in Street Outreach case management, with the majority enrolling in Florence-Firestone (472), Antelope Valley (88), and East LA (78).

TPI Community	Number of Clients
Antelope Valley	88
East LA	78
Florence Firestone	472
Hawaiian Gardens + Norwalk	32
Pomona	63
Puente Valley	48
Unincorporated Compton	59
Westmont West Athens	55
Willowbrook	12
TOTAL	907