


County of Los Angeles
Department of
Agricultural Commissioner/
Weights & Measures



**Non-Production
Property Operators'
Pesticide Use Guide**



DISTRICT OFFICE LOCATIONS & TELEPHONE NUMBERS



Headquarters — Arcadia

12300 Lower Azusa Road
Arcadia, CA 91006
(626) 575-5466 office
(626) 443-6652 fax
Monday - Thursday
Hours: 7:00 - 5:30

Antelope Valley — Lancaster

335 East Avenue K-10
Lancaster, CA 93535
(661) 974-8801 office
(661) 948-1088 fax
Monday - Friday
Hours: 8:00 - 4:30

Northern Area — Sylmar

14445 Olive View Drive #A
Sylmar, CA 91343
(818) 833-5790 office
(818) 833-7797 fax

Western Area — Lomita

24320 Narbonne Avenue
Lomita, CA 90717
(310) 534-2770 office
(310) 326-8862 fax

TABLE OF CONTENTS

This guide provides general information on the following topics:

TO OUR PROPERTY OPERATORS	2
BASIC REQUIREMENTS.....	3
RECORD KEEPING	4
RECOMMENDATIONS.....	5
CAL AG PERMITS	6
TRAINING	8
LABELS	9
HEALTHY SCHOOLS ACT	10
SCHOOLSITE POSTING	11
EMERGENCY MEDICAL CARE	12
DECONTAMINATION.....	13
HEAT ILLNESS PREVENTION.....	13
PERSONAL PROTECTIVE EQUIPMENT	14
EQUIPMENT, STORAGE, AND DISPOSAL	15
AIR-GAP SEPARATION	16



TO OUR PROPERTY OPERATORS



This guide provides general information on what is required of a property operator who uses pesticides or has pesticides applied by a pest control business (PCB) for the maintenance of turf and landscape.

Specific information can be provided by your County Agricultural Inspector. Information is also contained in the Pesticide Safety Information Series (PSIS) N-1 through N-8 which can be obtained from your Agricultural Inspector or the California Department of Pesticide Regulation (CDPR) website.

You will find this guide to be very helpful in understanding the laws and regulations pertaining to the use of pesticides in these situations.

For more information and updates, you can access these websites:


**Los Angeles County Department of
Agricultural Commissioner/Weights & Measures (ACWM)**
acwm.lacounty.gov



California Department of Pesticide Regulation (CDPR)
www.cdpr.ca.gov



California Department of Industrial Relations (DIR)
<https://www.dir.ca.gov>



BASIC REQUIREMENTS



“**Operator of the Property**” is a person who owns the property and/or is legally entitled to possess or use the property through the terms of a lease, rental contract, trust or other management agreement.

Whether you apply pesticides yourself or hire a PCB to apply pesticides to the property, prior to the purchase and use of pesticides, the operator at the beginning of each and every year:

MUST OBTAIN AN OPERATOR ID NUMBER (Op - ID)

Or if you intend to use a California Restricted Pesticide:

OBTAIN A RESTRICTED MATERIALS PERMIT (RMP)

Owners (employers) who apply pesticides are exempt from worker safety regulations; however, you **must** comply with **all** label requirements, including ones specifying personal protective equipment (PPE).

Owners **must comply** with all of the following requirements listed in the booklet regardless of who applies the pesticides.

CCR § 6420, 6622


For more detailed information:

See FAC, CCR, and PSIS references listed at the end of each page.

FAC - Food and Agricultural Code (FAC) (§ - section)
Division 7. Agricultural Chemicals

CCR - California Code of Regulations
Title 3. Food and Agriculture, Division 6. Pesticides and Pest Control Operations
Title 8. Industrial Relations, Division 1. Cal/OSHA

PSIS - Pesticide Safety Information Series
California Department of Pesticide Regulation (CDPR)



RECORD KEEPING




Maintain the following for 1 year:

- ◆ **Recommendations.** A recommendation is required for any agricultural use unless the application is made by the property operator or his/her employees. It can be written by a Pest Control Adviser or the owner of the property.

Maintain the following for 2 years:

- ◆ **Permits.** Operator ID or Restricted Materials Permit; make available for the inspector upon request.
- ◆ **Pesticide Use Records (Daily).** A detailed record of **each** pesticide application is required. The totals from these applications are compiled into the Monthly Summary Pesticide Use Report (MSPUR).
- ◆ **Training Records.** Training records and the written training program must be available at a central location at the workplace. It is the employer's responsibility to make sure it is accessible by employees.



RECOMMENDATIONS



There is no requirement for the operator of the property to document his/her pest control decision making process or to have a copy of a recommendation for any **agricultural use*** of a pesticide made by the property operator or his/her employees.

A pest control business (PCB) **must** have a copy of a recommendation before making an agricultural use application of a pesticide that requires a permit.

If the recommendation is made by a licensed pest control adviser (PCA), the recommendation **must** be in writing and the PCA **must** provide a copy of the recommendation to the operator of the property.

The property operator **does not** have to retain a copy of the recommendation. Usually a copy is given to the PCB by the property operator to satisfy this requirement.

The property operator can prepare the recommendation document. There is no PCA license requirement for the property operator.

****Agricultural Use** is defined as, "... the use of any pesticide, method or device for the control of plant or animal pests, or any other pests, or the use of any pesticide for the regulation of plant growth or defoliation of plants, for any purpose,"*

except for:

- ◆ Use in a household or the immediate environment
- ◆ A use requiring a Structural Pest Control License
- ◆ Use for or in manufacturing, mining, or chemical process
- ◆ Use within the confines of a building or on a property necessary for operations
- ◆ Use under a veterinarian's prescription
- ◆ Use by certain Vector Control Districts

All pest control use that does not fit into the listed non-agricultural use categories is agricultural use. This includes watersheds, rights-of-way, landscaped areas (golf courses, parks, recreation areas, cemeteries, etc.).

3 CCR § 6632



CalAgPermits



The CalAgPermits system is a comprehensive tool for counties to manage pesticide permit and use report data with integrated mapping. It is used by all 58 counties and is fully web-based.


It is a money saving advancement, funded by the California Agricultural Commissioners and Sealers Association (CACASA) and the California Department of Pesticide Regulation (CDPR).

Use CalAgPermits to:

- ◆ Access your current and past Permits/Operator ID's
- ◆ Print the permit and/or email it
- ◆ Keep track of use reports, and instantly submit them to our office
- ◆ Check the status of your reports: DRAFT, SUBMITTED, ACCEPTED
- ◆ Submit Notices of Intent (NOI)
- ◆ Access training videos that are specific to what you need
- ◆ Access the CDPR website

CDPR News has the latest on regulation changes, newly registered products, precautionary updates, such as Bee Protection, etc.

***Contact our office to get signed up today!
(626) 575-5466***



CalAgPermits Home Page



Welcome

Ag PURs

Enter a new 7 Day Job Report for Commercial Applicators

Enter a new Monthly report for Grover Applications **3**

MSPURs

Enter a new Structural Monthly Summary report (MSPUR)

Enter a new Non-structural MSPUR **1**

Enter a new Zero Usage Report

NOIs

Enter a new Notice of Intent **4**

Permits

Select Permit for viewing

190000B: Test Account PCM

View Permit **2**

CEDTS

Upload pre-formatted CEDTS data

Help and Training

Training Videos

FAQs Under Construction

My Licenses and Certifications - Test Account PCM

License/Cert. #	Type	Expiration	Registered On
12345	PCM		

My PUR/NOI Activity

Show Activity


Report Type	Drafts	Submitted	County Entered	Sent to DPR
Ag. Job Reports	5 View	View	View	View
Ag. Monthly Reports	View	View	View	View
MSPURs	View	View	View	View
NOIs	View	View	View	

Useful Links

California Department of Pesticide Regulation
- Pesticide Use Reporting (PUR) Forms

- 1.** Use the “Enter a new **Non-structural MSPUR**” link to your Monthly Summary Pesticide Use Report (MSPUR).
- 2.** View your **Permit Number** or **Operator Identification Number** (Operator ID) here.
- 3.** Do not use these tabs.
- 4.** Use to submit a **Notice of Intent** (NOI).
- 5.** Find all of your **Pesticide Use Reports** here. Reports that were started but not submitted will be under the “Drafts” column. Click “View” to see your reports.
 - ◆ Property Operators are required to report all pesticide use by the **10th of the month following the month of use**. If you did not use any pesticides, you do not need to submit a report. Remember, you are only responsible for reporting pesticide use performed by your department’s personnel. Retain the records of pesticide use given to you by the hired pest control company. Any questions, please contact us.
 - ◆ If you have any problems completing and/or submitting your report, or have submitted a report in error, please call us. We can walk you through the report and reject the report so you can correct and resubmit it; we can also fix it over the phone.

Call (626)575-5466 for assistance



TRAINING



HANDLERS

"Handle" means mixing, loading, cleaning, repairing, or applying of pesticides; or maintaining, servicing, repairing, cleaning, or handling equipment used in these activities.

- ◆ Training shall be completed **before** the employee is allowed to handle pesticides, continually **updated** to cover any new pesticides that will be handled, and repeated at least **annually** thereafter.
- ◆ The employer **must** record the date and extent of the training. This training must be verified by the employee's signature.
- ◆ The employer **must** display a completed **PSIS N-8** whenever employees are working as handlers.
- ◆ The handler's written training program **must** describe the materials and information that will be provided, and address specific topics:
 - ◆ Information contained on labels and safety data sheets
 - ◆ Applicator's responsibility to protect persons, animals, and property while applying pesticides
 - ◆ Use and care of personal protective equipment
 - ◆ Safety requirements and procedures for handling, transporting, storing, disposing of pesticides, and spill clean-up
 - ◆ Where and in what forms pesticides may be encountered
 - ◆ Hazards of pesticides, including acute, chronic, delayed, and sensitization effects
 - ◆ Routes by which pesticides can enter the body
 - ◆ Signs and symptoms of overexposure
 - ◆ Routine decontamination procedures when handling pesticides
 - ◆ Hazard communication program requirements
 - ◆ First aid and emergency decontamination procedures
 - ◆ How and when to obtain emergency medical care
 - ◆ Prevention, recognition, and first aid for heat-related illness
 - ◆ That employees should not take pesticides or pesticide containers home from work
 - ◆ Environmental concerns such as drift, runoff, and wildlife hazards
 - ◆ Potential hazards to children and pregnant women from pesticide exposures
 - ◆ How to report suspected pesticide use violations & employee's rights

LABELS



THE LABEL IS THE LAW

A copy of the registered pesticide label **must** be available at the work site. Special Local Need (SLN) registrations are supplemental labeling instructions for additional uses authorized by CDPR. The SLN **must** be in possession of the user at the time of the application. Label exemptions for special local needs and emergency conditions are provided by CDPR or US EPA.

See CDPR website for current California registered labels
<https://apps.cdpr.ca.gov/docs/label/labelque.cfm>

When to read the label:

- ◆ Before buying the pesticide
- ◆ When planning for the season of pesticide applications
- ◆ Before mixing and applying the pesticide
- ◆ When storing the pesticide
- ◆ Before disposing of unused pesticide and the empty container

Personal protective equipment (PPE) requirements, environmental concerns, emergency procedures, site/rate instructions, to name a few, provide vital information which the user must follow.


Conflict with labeling:

Any deviation from instructions except:

- ◆ A decrease in dosage rate per unit treated
- ◆ A decrease in the concentration of the mixture applied
- ◆ Application at a frequency less than specified
- ◆ Use to control a target pest not listed, provided the target site is listed

When using a California restricted material, a notice of intent (NOI) **must** be submitted to our office. NOI's are required at least 24 hours prior to an application. Certain restricted pesticides will require NOI's of an earlier notification. These conditions are specified on the permit.

3 CCR § 6000, 6602, 6634 7 FAC 12973



HEALTHY SCHOOLS ACT



CDPR's California School & Child Care Integrated Pest Management (IPM) Program promotes the adoption of integrated pest management practices in schools and child care centers and provides support for Healthy Schools Act compliance.

Which types of schools and child care centers must follow the requirements of the Healthy Schools Act?

- ◆ Public K–12 schools
- ◆ Public and private child care centers
- ◆ Child care centers located at colleges, community colleges, and universities


What are the general requirements to be followed?

- ◆ Identify IPM Coordinator
- ◆ Develop an IPM Plan
- ◆ Provide annual written notification
- ◆ Establish individual notification registry
- ◆ Post warning signs
- ◆ Keep records — 4 years
- ◆ Send pesticide use reports to CDPR (you do not use CalAgPermits Program)
- ◆ Don't use prohibited pesticides
- ◆ Complete training annually— Pesticide Safety Training and IPM Training

Educational Code § 17612 3 CCR § 6625, 6724



See CDPR IPM website for current updates
<https://apps.cdpr.ca.gov/schoolipm/main.cfm>



SCHOOLSITE POSTING



Post warning signs near location(s) where pesticides will be applied so that they are visible at all entrances to the treated area.

Post signs at least 24 hours before the application

Leave up at least 72 hours after application, and then take down

Signs must have required information:

- ◆ Name of pesticide
- ◆ Manufacturer's name, US EPA registration number
- ◆ Intended application date
- ◆ Application date
- ◆ Treated area, reason for treatment
- ◆ School name
- ◆ Contact information, name and title
- ◆ Precautionary statements appropriate to materials used

Educational Code § 17612

See website below for more information on the Healthy Schools Act and IPM


<https://apps.cdpr.ca.gov/schoolipm/>

New Regulations

California has adopted regulations that address agricultural pesticide applications near public K-12 schools and licensed child day care centers (collectively referred to as schoolsites). These regulations provide **minimum distance standards** for certain agricultural pesticide applications near schoolsites and require annual notifications to schoolsites. The goal is to reduce the chances of unintended pesticide exposure to children and increase communication between growers, County Agricultural Commissioners, and schoolsites.

See website below for more information on Pesticide Use Near Schoolsites

<https://apps.cdpr.ca.gov/schoolipm/>



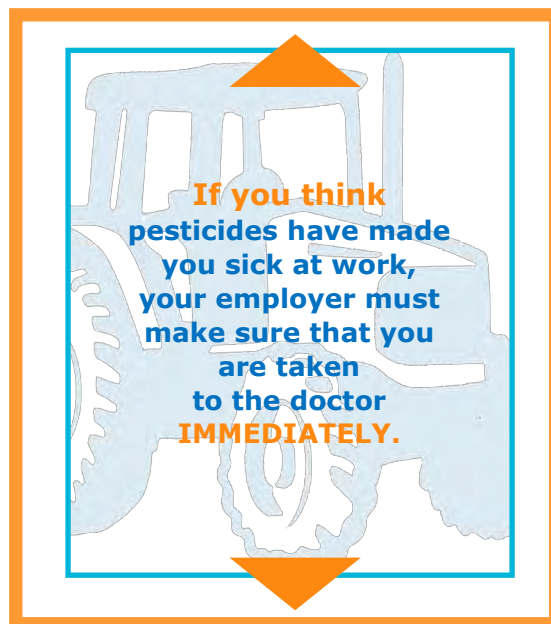
EMERGENCY MEDICAL CARE



Emergency medical care for employees handling pesticides must be planned for in advance.

The medical care information, PSIS N-8, must be posted at a prominent place at the work site. These are available in English and Spanish. You can either complete the forms with the medical provider's information, or post the medical information next to the N-8 form.

In either case, if the medical care facility is not readily available, procedures to be followed to obtain immediate medical care must be given.




Respiratory Protection Program

The use of respirators **also** requires a special medical evaluation and supervision, record keeping, equipment maintenance, and care.

3 CCR § 6726, 6739

PSIS N-8



DECONTAMINATION



For handlers, the employer **must** assure that sufficient water, soap,* and single use towels* are reasonably available.

If coveralls are being used, the employer **must** make provisions to store and clean the coveralls. Employees should not be taking coveralls home, unless it is necessary. It is recommended that the work clothes be kept in a sturdy, sealed container, until they can be properly washed at the work facility.

*** Hand sanitizing gels, liquids, and wet towelettes do not meet the requirements.**

Change Areas

The decontamination site for employees handling pesticides for uses other than the commercial or research production of an agricultural plant commodity shall be within 100 feet of the mixing/loading site when they are handling pesticides with the signal word "DANGER" or "WARNING" on the label.

3 CCR § 6732

HEAT ILLNESS PREVENTION



When employees work in hot conditions, employers **must** take special precautions in order to prevent heat illness. Employers of outdoor workers **must** comply with the Cal/OSHA Heat Illness Prevention (HIP) standard.

1. Recognize the hazard
2. Water. Rest. Shade.
3. Acclimatization
4. Prompt medical attention
5. Training
6. Written procedures

8 CCR § 3395

See Department of Industrial Relations for more information
See <http://www.dir.ca.gov/DOSH/HeatIllnessInfo.html>



PERSONAL PROTECTIVE EQUIPMENT (PPE)



“Label” and the “Law” (Regulation)

- ◆ The pesticide **label** addresses specific PPE for the Mixer/Loader, the Applicator, and the Early Entry Worker.
- ◆ The employer **must** provide the employee with the **label and regulation** required PPE.
- ◆ Eye protection is required by **regulation**, for all “hand applications.” ANSI Z87.1-2010 **must** be worn. Safety glasses **must** provide front, brow, and temple protection.

Common eyeglasses, including sunglasses, do not meet this requirement.

- ◆ Protective gloves are required by **regulation** unless the label states otherwise. Gloves must be **14 mils or thicker**. New regulations state that the label will also address what type of material the gloves shall be constructed of. **See glove card below.**
- ◆ Employers **must** assure employees are provided with and use approved respiratory protective equipment (RPE) when pesticide product labeling or regulations require RPE. The use of respirators requires a medical evaluation.

There are exemptions. See PSIS N-1 for those exemptions.

- ◆ **Owners** (employers) who apply pesticides are exempt from worker safety regulations; however, you must comply with **all** label requirements including those specifying personal protective equipment (PPE).

Using “DANGER” and “WARNING” Labeled Pesticides

- ◆ Coveralls **must** be used when an employee handles a pesticide with the signal word “DANGER” or “WARNING” on the label. Exceptions include: use of a closed system or working from an enclosed cab or cockpit.

3 CCR § 6738, 6739

PSIS N-1

dpr Glove Category Selection Key		
Label Code	Materials Required by Law	Material Code
A	1,2,3,4,5,6,7,8	1: Laminate
B	1,2	2: Butyl
C	1,2,3,4,7,8	3: Nitrile
D	1,2	4: Neoprene
E	1,3,4,8	5: Natural
F	1,2,3,8	6: Polyethylene
G	1,8	7: PVC
H	1,8	8: Viton

All but Laminate and Polyethylene must be 14 mils or thicker

Respirator Restrictions	
N Type	NO OIL IN MIX; Dispose End of Day
R Type	OIL IN MIX; Dispose After 8 Hours Per Day
P Type	OIL IN MIX; Dispose End of Day
Organic Vapor	Dispose End of Day

Always follow label directions and permit conditions.
For more information contact your local Agricultural Commissioner or California Department of Pesticide Regulation Worker Health and Safety (916) 445-4222 <http://www.cdpr.ca.gov>

May 2014

EQUIPMENT, STORAGE, & DISPOSAL



Equipment

The employer **must** inspect all application equipment and make sure that it is in **good condition** and **safe to operate** prior to any application. For example, mixing tanks **must** have covers to prevent splashes and spills. **Tanks 50 gallons** or greater **must** be equipped with either a **sight gauge** to indicate the liquid level in the tank, or a **shut-off device** that will automatically stop the filling operation before the pesticide liquid mixture spills over the top.

Storage

PPE **must** be stored separately from pesticides and application equipment to prevent contamination. Pesticides **must** remain locked up when not attended.

The storage of pesticides must have distinct separation from other stored materials. The storage **must** be posted with warning signs, when the stored pesticides have the signal word “DANGER” or “WARNING” on the label.

Signs **must** be visible from any direction of probable approach, and be readable at **25 feet**. The notice shall be repeated in an appropriate language other than English when it may reasonably be anticipated that persons who do not understand the English language will come to the enclosure.



Disposal Procedures

Containers of less than 28 gallons **must** be rinsed and drained at the mix/load site. Except for the containers to be returned to the registrant or dealer, follow the directions provided in PSIS N-2.

Do not refill or reuse original containers. Destroy canisters and discard in a sanitary landfill.

Do not put pesticides in containers designated for food, drink, or household products.



AIR-GAP SEPARATION




All equipment must be equipped with an Air-Gap Separation backflow prevention device when handling pesticides and drawing water directly from any outside source. Air-Gap Separation is a physical break between the supply line and the receiving vessel.


This is the only method that is accepted by all water and health agencies.

CCR § 6610, 6630, 6672, 6674, 6678, 6742, 6744

Backpack type spray equipment with a capacity not exceeding 4 gallons and hand-held sprayers of 3 gallons or less are exempt. They may be filled by hand-holding a hose over the tank. The hose or water container **must** be held well above the tank at all times to prevent contact with the tank or its contents.



1. Air-gap must be at least 1" or twice the diameter of the inlet pipe size.
2. Service container tag with the name of the pesticide(s) and the signal word.
3. Sight gauge.
4. Pipe permanently attached with clamps to the spray tank or the side of the vehicle.
5. A pest control operator's vehicle must be identified with company name or PCO number.
6. Tank lid to prevent splashes and spills; it should be lockable for DANGER or WARNING pesticides.
7. Pesticide storage sign required for DANGER or WARNING pesticides.



REMEMBER:



THIS IS A GENERAL GUIDE.

**LAWS AND REGULATIONS ARE
PERIODICALLY UPDATED.**

**THERE IS NO SUBSTITUTE FOR KNOWING THE
LAWS & REGULATIONS THAT GOVERN PESTICIDE USE.**

**IF YOU HAVE QUESTIONS, CONTACT YOUR
AREA AGRICULTURAL PESTICIDE INSPECTOR.**

Sincerely,

**Erin Zavala, Deputy Director
Environmental Protection Bureau**

**County of Los Angeles Department of
Agricultural Commissioner/Weights and Measures**

Credit given to:

US EPA: Read the Label logo

Cal/OSHA: Cal/OSHA logo, Heat Illness Prevention logo

Photographs: Ed Williams, Miguel Gonzalez, Annandale Golf Club

CDPR: DPR logo, CalAgPermits logo, CA School IPM logo, PSIS, School Posting, Glove Card

For more information and updates, you can access these websites:

**County of Los Angeles Department of
Agricultural Commissioner/Weights & Measures
acwm.lacounty.gov**

**California Department of Pesticide Regulation
www.cdpr.ca.gov**

Search for:

Pesticide Safety Information Series (PSIS N-1—N-8)

<http://www.cdpr.ca.gov/docs/whs/psisenglish.htm>

These leaflets include the mandatory N-8, offered in English and Spanish



**Published
2021**