

Misdemeanor Incompetent to Stand Trial Community-Based Restoration (MIST-CBR)



Health Services
LOS ANGELES COUNTY

Percy Village, Boyle Heights

Misdemeanor Incompetent to Stand Trial

“MIST”

“Restoration” takes place in the LA County Jail

TTCF	CRDF
141 /195	54 /195
72%	28%

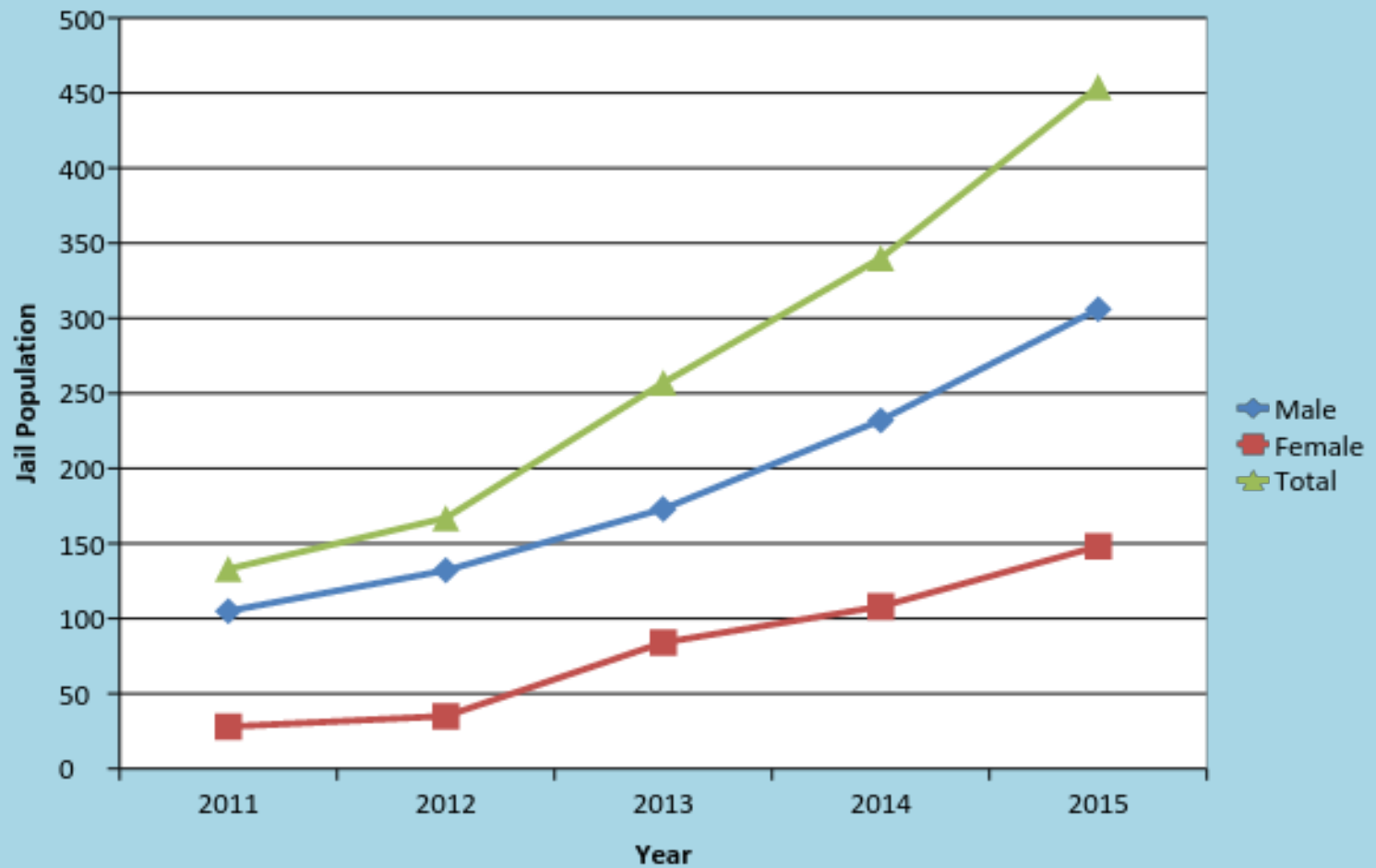
Dusky v. United States, 362 U.S. 402 (1960)

California Penal Code section 1367

“Sufficient present ability to consult with his attorney with a reasonable degree of rational understanding”

“Rational as well as a factual understanding of the proceedings”

MIST Jail Population from 2011 to 2015



Who are the people in MIST?

Of the seriously mentally ill...

Often, the most impaired persons in the jail population.

Often, the most impaired persons in the community.

The MIST Community-Based Restoration Program

A program of the Office of Diversion and Reentry

Collaborations and partnerships

DMH – CRM

DMH – Jail Mental Health

DMH – Jail Linkage

DMH – Court Linkage

DMH – AOT

Sheriff

Dr. Davidson

PD

DA

The Court (Dept. 95)

Court Clerk/Administration


SAPC

DMH contacted providers

Step-by-step collaborative process for placement...

- Identify defendants who are restorable to competency
- Address treatment needs in custody
- Build new placement/treatment infrastructure as needed
- Collaborate with CRM, HFH, community providers
- Collaborate with DA, PD, Court

 Release

Re-address as needed 



Lone Star Board and Care







The MIST Community-Based Restoration Program

Metrics

Total referred into MIST CBR:
164

Total discharged from jail:
136

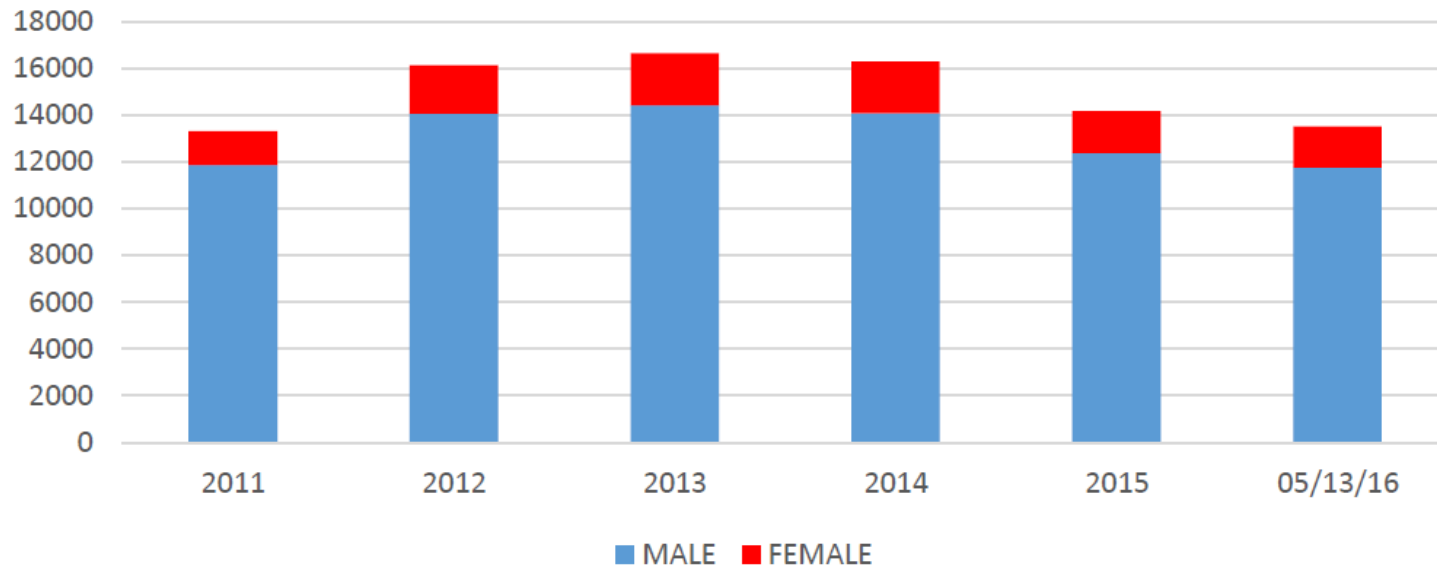
(since 10/2015)

GP Inmate Population (SCENARIO 1)

= Total I/M - Mental Health Classified I/Ms

	2011	2012	2013	2014	2015	05/13/16
MALE	11856	14048	14413	14066	12375	11754
FEMALE	1457	2070	2216	2218	1784	1763
TOTAL	13313	16118	16629	16284	14159	13517

GP Inmate Population SCENARIO 1

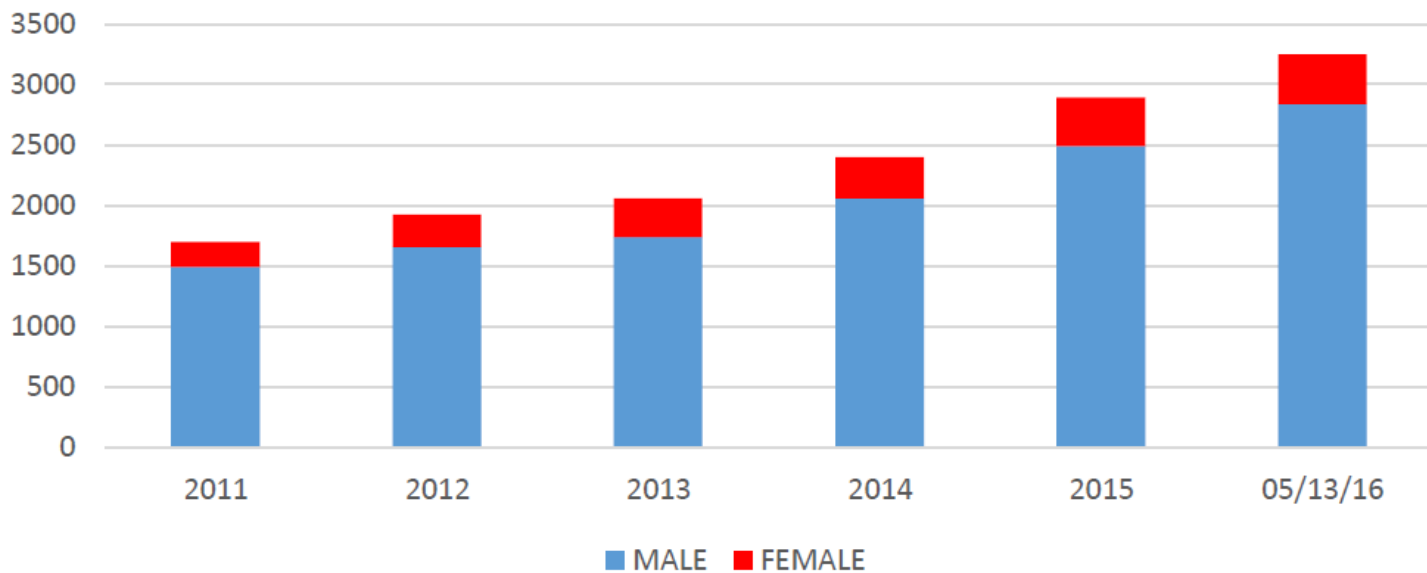


Mental Health Classified Inmate Population (SCENARIO 1)

Excluding GP inmates on psychotropic medication

	2011	2012	2013	2014	2015	05/13/16
MALE	1491	1656	1739	2056	2489	2839
FEMALE	209	269	319	341	402	413
TOTAL	1700	1925	2058	2397	2891	3252
	11%	11%	11%	13%	17%	19%

Mental Health Classified Inmate Population





Alternative to Forensic Inpatient (FIP) Program

30 beds (conditionally released individuals)

Next large-scale diversion project



*Thanks
to you*

and to all of our

*Partners
&
Champions*

Kristen Ochoa, MD, MPH
kochoa@dhs.lacounty.gov



Health Services
LOS ANGELES COUNTY