

PLEASE CLICK ON THE COUNTY (OR DEPARTMENT'S) SEAL
TO RETURN TO THIS PAGE

[CLICK ON HERE FOR THE CHIEF EXECUTIVE OFFICER'S REPORT DATED FEBRUARY 26, 2015](#)

[CLICK ON HERE FOR THE CHIEF EXECUTIVE OFFICER'S REPORT DATED JULY 22, 2015](#)

[CLICK ON HERE FOR THE CHIEF EXECUTIVE OFFICER'S REPORT DATED OCTOBER 14, 2015](#)

[CLICK ON HERE FOR THE CHIEF EXECUTIVE OFFICER'S REPORT DATED FEBRUARY 18, 2016](#)

[CLICK ON HERE FOR THE CHIEF EXECUTIVE OFFICER'S REPORT DATED JULY 18, 2016](#)

[CLICK ON HERE FOR THE CHIEF EXECUTIVE OFFICER'S REPORT DATED OCTOBER 25, 2016](#)

[CLICK ON HERE FOR THE CHIEF EXECUTIVE OFFICER'S REPORT DATED FEBRUARY 1, 2017](#)

[CLICK ON HERE FOR THE CHIEF EXECUTIVE OFFICER'S REPORT DATED MAY 26, 2017](#)

[CLICK ON HERE FOR THE CHIEF EXECUTIVE OFFICER'S REPORT DATED SEPTEMBER 15, 2017](#)

[CLICK ON HERE FOR THE CHIEF EXECUTIVE OFFICER'S REPORT DATED NOVEMBER 17, 2017](#)

[CLICK ON HERE FOR THE CHIEF EXECUTIVE OFFICER'S REPORT DATED FEBRUARY 15, 2018](#)



County of Los Angeles CHIEF EXECUTIVE OFFICE

Kenneth Hahn Hall of Administration
500 West Temple Street, Room 713, Los Angeles, California 90012
(213) 974-1101
<http://ceo.lacounty.gov>

SACHI A. HAMAI
Interim Chief Executive Officer

February 26, 2015

To: Mayor Michael D. Antonovich
Supervisor Hilda L. Solis
Supervisor Mark Ridley-Thomas
Supervisor Sheila Kuehl
Supervisor Don Knabe

From: Sachi A. Hamai
Interim Chief Executive Officer

Board of Supervisors
HILDA L. SOLIS
First District
MARK RIDLEY-THOMAS
Second District
SHEILA KUEHL
Third District
DON KNABE
Fourth District
MICHAEL D. ANTONOVICH
Fifth District

PHASE II BUILDING CONDITION ASSESSMENTS AND ASSET MANAGEMENT DATABASE (ITEM NO.10, AGENDA OF AUGUST 12, 2014)

On August 12, 2014, the Board authorized the Chief Executive Officer (CEO) to execute an agreement with AECOM Technical Services Inc. (AECOM) to perform the second phase of building condition assessments and develop an asset management database (AMD) system to provide the County with a rational basis for funding and implementing short- and long-term plans for deferred maintenance of County facilities. In addition, Supervisors Ridley-Thomas and Antonovich moved to amend the item by directing the CEO to work with all applicable departments and to report back to the Board with a building assessment plan for the Phase II Building Condition Assessments; provide quarterly reports with an update on the building assessments previously completed, as well as those proposed for the next quarter; and report back within 90 days with a strategy for ensuring that the database is kept current.

Following execution of the agreement between the County and AECOM on October 17, 2014, AECOM's engineering and technical teams launched pre-assessment activities, including procuring and updating assessment tools, recruiting and assembling assessment teams, and developing procedural manuals for field assessment teams.

Program Implementation

On October 30, 2014, the CEO met with AECOM's project manager and planning teams to confirm details of the next steps towards field assessments and to affirm the roles and responsibilities that the CEO, Internal Services Department (ISD), and AECOM teams have assumed to ensure clarity during implementation of the Phase II Project.

"To Enrich Lives Through Effective And Caring Service"

**Please Conserve Paper – This Document and Copies are Two-Sided
Intra-County Correspondence Sent Electronically Only**

The County team members and responsibilities have been confirmed; CEO will remain as the program manager to oversee and address the resolution of issues and coordination of actions related to programmatic and/or contractual matters. ISD has assumed project management responsibilities and will facilitate contact between AECOM and the departments in order to conduct pre-assessment surveys and interviews; assist with the location and transfer of facility floor plans or as-built drawings to AECOM and gain access to facilities for the field assessment teams. In addition, ISD will facilitate the flow of their existing archive of digitized facility floor plans into the AMD developed by AECOM and manage the development of a strategy for keeping the AECOM AMD current.

Prioritization Plan

As outlined in AECOM's proposed work plan, facilities were to be assessed by the geographic area as a means to conserve resources and achieve efficiencies; however, several County facilities have emerged as high priorities that require immediate condition assessments. Therefore, with input from ISD and CEO, AECOM amended the proposed schedule to include the facilities which have become critical to be assessed within the first quarter of the Phase II Project. To guide AECOM's development of a schedule that incorporated the County's immediate needs, ISD provided a list of facilities with the most critical needs and the CEO provided a list of County departments that most frequently require extraordinary maintenance funding to address critical deficiencies. Based on the County's highest priorities and historic needs, AECOM developed a schedule/calendar attached hereto as Exhibit A.

Pre-assessment data gathering, pre-assessment surveys, and interviews began February 4, 2015. Field assessments began on February 10, 2015. The field assessments will typically be conducted by four teams of mechanical and structural engineers working concurrently; however, for assessments of larger facilities or those comprised of clusters of multiple buildings, the number of teams could increase to as many as eight.

The work plan consists of collecting floor plans and/or as-built drawings; conducting interviews with key County facility personnel; conducting field assessments to catalog existing conditions at select County-maintained facilities/sites; compiling deferred maintenance deficiency reports for County-maintained facilities; developing logical corrective actions and prioritizing packaged projects; and developing capital plans to quantify the County's needs and project budgets. The typical assessment timeline has a duration of 21 days, as reflected in the attached program information sheet as Exhibit B.

Each Supervisor
February 26, 2015
Page 3

Database Maintenance

The agreement with AECOM includes training ISD and other departmental staff to maintain and update the database. County staff will be able to identify specific existing equipment and mechanical systems and how to update condition and lifecycle records in the database to reflect completed as-needed repairs and replacements. To ensure equipment records are accurately updated, AECOM's field tasks include affixing barcoded labels to equipment and mechanical systems. Updates to the database records will reset the expected useful life of equipment and building systems based on the manufacturer's recommendations and best management practices.

Ultimately, the database will be hosted and maintained by ISD. Concurrent to the ongoing assessments, the information technology staff of ISD and AECOM will explore potential opportunities for data connections between the AECOM AMD and existing County maintenance systems and incorporate the County's data security requirements.

If you have any questions, please contact Brad Bolger at (213) 974-1360.

SAH:TT:BMB
CY:RB:zu

Attachments

c: Executive Office, Board of Supervisors
County Counsel
Internal Services

	Sunday	Monday	Tuesday	Wednesday	Thursday	Friday	Saturday
1		2	3	4	5	6	7
Week 1							
8		9	10	11	12	13	14
Week 2	Pre-Survey Week		Team A: Pre-Survey / Data Gathering FS 34		Team A: Pre-survey FS 115	Analyze Data Tweak Tools Adjust Workflow Training Workshop	
15		16	17	18	19	20	21
Week 3	Mixed Week	Presidents Day	Team A: Pre-survey FS 57, Pre-survey FS 23		Team A: Survey FS 34		
22		23	24	25	26	27	28
Week 4	Survey Week		Team A: Survey FS 115		Team A: Survey FS 57, Survey FS 23		
1		2	3	4	5	6	7
Week 5							

March 2015

COLA Conceptual Assessment Schedule

	Sunday	Monday	Tuesday	Wednesday	Thursday	Friday	Saturday
Week 1	1	2	3	4	5	6	7
	Pre-survey week		Team A: Pre-survey Baldwin Park ACC		Team A: Pre-survey Downey ACC		
	8	9	10	11	12	13	14
Week 2			Team A: Survey Baldwin Park ACC		Team A: Survey Downey ACC		
	15	16	17	18	19	20	21
Week 3	Pre-survey week		Team A: Pre-survey Firestone CDC Pre-survey Willowbrook CDC Team B: Pre-survey FS 38 Pre-survey FS 58		Team A: Pre-survey FS 5 Pre-survey FS 42		
	22	23	24	25	26	27	28
Week 4	Survey week		Team A: Survey Firestone CDC Survey Willowbrook CDC Team B: Survey FS 38 Survey FS 58		Team A: Survey FS 5 Survey FS 42		
	29	30	31	1	2	3	4
Week 5	Pre-survey week		Team A: Pre-survey 102 Pre-survey FS 146 Team B: Pre-survey FS 69 Pre-survey FS 88				

Current Date: 2/5/15

	Sunday	Monday	Tuesday	Wednesday	Thursday	Friday	Saturday
Week 1	29 Pre-survey week	30	31	1	2	3	4
					Team A: Pre-survey Castaic ACC, Pre-survey Lancaster ACC Team B: Pre-survey FS 65 Pre-survey FS67		
	5	6	7	8	9	10	11
Week 2			Team A: Survey FS 102 Survey FS 146 Team B: Survey FS 69, Survey FS 88		Team A: Survey Castaic ACC, Survey Lancaster ACC Team B: Survey FS 65, Survey FS 67		
	12	13	14	15	16	17	18
Week 3			Team A: Pre-survey Carson ACC Team B: Pre-Survey FS 63 Pre-survey FS 96		Team A: Pre-survey Agoura ACC Team B: Pre-survey FS 78 Pre-survey FS 84		
	19	20	21	22	23	24	25
Week 4			Team A: Survey Carson ACC Team B: Survey FS 63, Survey FS 96		Team A: Survey Agoura ACC Team B: Survey FS 78 Survey FS 84		
	26	27	28	29	30		
Week 5		Team A: Pre-survey Lancaster Library, Pre-survey Quartz Hill Library Team B: Pre-survey CSS HQ	Team C: Pre-survey FS 53 Pre-survey FS 83	Team A: Pre-survey Paramount Library, Pre-survey Woodcrest Library Team B: Pre-survey DPSS Lincoln Heights	Team C: Pre-survey FS 56 Pre-survey FS 86		

May 2015

COLA Conceptual Assessment Schedule



	Sunday	Monday	Tuesday	Wednesday	Thursday	Friday	Saturday
Week 1	Pre-survey week					1 Team A: Pre-survey City Terrace Library	2
Week 2	3 Survey week	4 Team A: Survey Lancaster Library, Survey Quartz Hill Library Team B: Survey CSS HQ	5 Team C: Survey FS 53 Survey FS 83	6 Team A: Survey Paramount Library, Survey Woodcrest Library Team B: Survey DPSS Lincoln Heights	7 Team C: Survey FS 56 Survey FS 86	8 Team A: Survey City Terrace Library	9
Week 3	10 Pre-survey week	11 Team A: Pre-survey P&R 510 S Vermont, Pre-survey P&R 433 S Vermont Team B: Pre-survey DPSS Civic Center	12 Team C: Pre-survey FS 37 Pre-survey FS 105	13 Team A: Pre-survey Lancaster County Center (Parts 1 and 2) Team B: Pre-survey DPSS Compton	14 Team C: Pre-survey FS 18 Pre-survey FS 54 Pre-survey FS 95	15 Team B: Pre-survey DPSS South Central	16
Week 4	17 Survey week	18 Team A: Survey P&R 510 S Vermont, Pre-survey P&R 433 S Vermont Team B: Survey DPSS Civic Center	19 Team C: Survey FS 37 Survey FS 105	20 Team A: Survey Lancaster County Center (Part 1 of 2) Team B: Survey DPSS Compton	21 Team C: Survey FS 18 Survey FS 54 Survey FS 95	22 Team A: Survey Lancaster County Center (Part 2 of 2) Team B: Pre-survey DPSS South Central	23
Week 5	24 Pre-survey week	25 Team A: Pre-survey Mental Health HQ (1 of 3) Team B: Pre-survey DPSS Pomona Team C: Pre-survey East SFV office	26 Team D: Pre-survey FS 12 Pre-survey FS 25	27 Team A: Pre-survey Mental Health HQ (2 of 3) Team B: Pre-survey DPSS Lamar (1 of 2) Team C: Pre-survey Probation Camp Affler.	28 Team D: Pre-survey FS 22 Pre-survey FS 50	29 Team A: Pre-survey Mental Health HQ (3 of 3) Team B: Pre-survey DPSS Lamar (2 of 2) Team C: Pre-survey Probation Camp Munz	30

	Sunday	Monday	Tuesday	Wednesday	Thursday	Friday	Saturday
31							
Week 1	Survey week	Team A: Survey Mental Health HQ (1 of 3) Team B: Survey DPSS Pomona Team C: Survey East SFV office	Team D: Survey FS 12 Survey FS 25	Team A: Survey Mental Health HQ (2 of 3) Team B: Survey DPSS Lamark (1 of 2) Team C: Survey Probation Camp Affler.	Team D: Survey FS 22 Survey FS 50	Team A: Survey Mental Health HQ (3 of 3) Team B: Survey DPSS Lamark (2 of 2) Team C: Survey Probation Camp Munz	
7							
Week 2	Pre-Survey week	Team A: Pre-survey Pomona Health Center Team B: Pre-survey DPSS Metro Family (1,2 of 4)	Team C: Pre-Survey Lancaster County Ctr. (1 of 2) Team D: Pre-survey FS 8 Pre-survey FS 43	Team A: Pre-survey Comm. Health Svc. Adm. Team B: Pre-survey DPSS Metro Family (3,4 of 4)	Team C: Pre-Survey Lancaster County Ctr. (2 of 2) Team D: Pre-survey FS 107 Pre-survey FS 75		
14							
Week 3	Survey week	Team A: Survey Pomona Health Center Team B: Survey DPSS Metro Family (1 of 4)	Team B: Survey DPSS Metro Family (2 of 4) Team C: Survey Lancaster County Ctr. (1 of 2) Team D: Survey FS 8 Survey FS 43	Team A: Survey Comm. Health Svc. Adm. Team B: Survey DPSS Metro Family (3 of 4)	Team C: Pre-Survey Lancaster County Ctr. (2 of 2) Team D: Survey FS 107 Survey FS 75	Team B: Survey DPSS Metro Family (4 of 4)	
21							
Week 4	Pre-Survey week	Team A: Pre-survey DHS Admin (1 of 4) Team C: Pre-survey Probation Srvc (1 of 2)	Team B: Pre-Survey Van Nuys Admin Center Team C: Pre-survey Probation Srvc (2 of 2) Team D: Pre-survey Klinger Admin. (FD)	Team A: Pre-survey DHS Admin (2 of 4)	Team A: Pre-survey DHS Admin (3 of 4) Team B: Pre-Survey CEO Red Tagged	Team A: Pre-survey DHS Admin (4 of 4)	
28							
Week 5	Survey week	Team A: Survey DHS Admin (1 of 4) Team D: Survey Klinger Admin. (FD) Team C: Survey Probation Srvc (1 of 2)	Team A: Survey DHS Admin (2 of 4) Team B: Survey Van Nuys Admin Center Team C: Survey Probation Srvc (2 of 2)				

	Sunday	Monday	Tuesday	Wednesday	Thursday	Friday	Saturday
Week 1	28	29	30	1	2	3	4
	Survey Week			Team A: Survey DHS Admin (3 of 4) Team B: Survey CEO Red Tagged	Team A: Survey DHS Admin (4 of 4)	Independence Day (observed)	
	5	6	7	8	9	10	11
Week 2				Team A: Pre-survey Hall of Records (3,4 of 6) Team B: Pre-survey West Corvina Court/Health (1 of 2) Team C: Pre-Survey Chall. Yth Camp (3,4 of 5)	Team A: Pre-survey Hall of Records (5,6 of 6) Team B: Pre-survey West Corvina Court/Health (2 of 2) Team C: Pre-Survey Chall. Yth Camp (5of 5)	Team D: Pre-Survey Camp 19 (3,4 of 4)	
	12	13	14	15	16	17	18
Week 3				Team B: Survey West Corvina Court/Health (1 of 2) Team D: Survey Camp 19 (2 of 4)	Team A: Survey Hall of Records (3 of 6) Team B: Survey West Corvina Court/Health (2 of 2) Team C: Survey Chall. Yth Camp (3 of 5)		
	19	20	21	22	23	24	25
Week 4				Team C: Survey Chall. Yth Camp (4 of 5) Team D: Survey Camp 19 (3 of 4)	Team A: Survey Hall of Records (6 of 6) Team D: Survey Camp 19 (4 of 4)		
	26	27	28	29	30	31	1
Week 5				Team A: Pre-survey Hall of Admin (5,6 of 6) Team B: Survey Valencia Civ Ctr (2 of 2) Team C: Pre-survey Probation HQ (3,4 of 6) Team D: Camp 13	Team A: Pre-survey Hall of Admin (7,8 of 12) Team B: Survey Valencia Civ Ctr (2 of 2) Team C: Pre-survey Probation HQ (5,6 of 6)		
				Team A: Hall of Admin Valencia Civ Ctr (1 of 2) Team C: Pre-survey Probation HQ (3,4 of 6) Team D: Camp 13	Team A: Pre-survey Hall of Admin (7,8 of 12) Team B: Survey Valencia Civ Ctr (2 of 2) Team C: Pre-survey Probation HQ (5,6 of 6)		

County of Los Angeles

Deferred Maintenance Program Services



Points of Contact

- **Ricky Beltran**, Program Manager, County of Los Angeles
rbeltran@ceo.lacounty.org,
213-893-7840
- **Tom Walton**, Project Manager, County of Los Angeles,
TWalton@isd.lacounty.gov,
323-267-3445
- **Chris Kiefer**, Deputy Project Manager, AECOM, christopher.kiefer@aecom.com,
415-955-2976
- **John Van Whervin**, AECOM, Field Team Coordinator, John.VanWhervin@aecom.com,
714-567-2589

Program Purpose

Give the County of Los Angeles an improved system that provides maintenance and capital asset information to support long-term and life cycle projections for the County's facilities over the next 20 to 25 years.

Program Goals

- Optimize the life cycles of County-owned facilities
- Avoid costly and disruptive emergency repairs
- Reduce potential for disruptive incidents due to failed building systems
- Increase efficiency in building operations
- Increase predictability and clarity of maintenance budgets

Program Process

- Collect building floor plan(s) and roof plan(s)
- Pre-survey: Conduct interviews with key County personnel
- Full survey: Catalog deficiencies at select County-owned facilities/sites
- Compile deferred maintenance reports for County-owned facilities
- Develop logical corrective actions and prioritize packaged projects
- Develop capital plans to coordinate county's needs with expected budgets

Expected Results

- An up-to-date inventory of building conditions and maintenance needs
- Electronic tools to track and prioritize needed maintenance, repair and replacement
- Electronic tools to increase the effectiveness and efficiency with which the County addresses facility maintenance needs
- Financial tools to better understand the impact of many small decisions on the overall facility operating budget

Data Requests

We understand how busy you are and will make every attempt to limit our impact on your time. Information provided will establish a baseline for survey data requirements and field collection strategies.

- Floor plan(s) and roof plan(s)
- Local first-hand knowledge of building history and known systemic deficiencies
- Contact information for key staff members for scheduling purposes

Typical Assessment Timeline

DAY 1

- AECOM notifies ISD of overall assessment program, via conference call and informational flyer
- ISD assigns a department primary point of contact (POC) for this program

DAY 2

- Department POCs relay background information to local maintenance managers

DAY 3

- Department POC holds conference call with local maintenance managers to assign general date ranges for pre-assessment(s)

DAY 7

- Department POC coordinates with maintenance managers to select preferred date(s)
- Department POC authorizes direct contact between maintenance managers and AECOM

DAY 10

- Maintenance manager and AECOM field team coordinate specific time for pre-survey

DAY 14

- Pre-survey walkthrough
- Full survey date and time scheduled with maintenance manager

DAY 21

- Full survey takes place




County of Los Angeles CHIEF EXECUTIVE OFFICE

Kenneth Hahn Hall of Administration
500 West Temple Street, Room 713, Los Angeles, California 90012
(213) 974-1101
<http://ceo.lacounty.gov>

SACHI A. HAMAI
Interim Chief Executive Officer

July 22, 2015

To: Mayor Michael D. Antonovich
Supervisor Hilda L. Solis
Supervisor Mark Ridley-Thomas
Supervisor Sheila Kuehl
Supervisor Don Knabe

From: Sachi A. Hamai 
Interim Chief Executive Officer

Board of Supervisors
HILDA L. SOLIS
First District

MARK RIDLEY-THOMAS
Second District

SHEILA KUEHL
Third District

DON KNABE
Fourth District

MICHAEL D. ANTONOVICH
Fifth District

PHASE II BUILDING CONDITION ASSESSMENTS AND ASSET MANAGEMENT DATABASE (ITEM NO.10, AGENDA OF AUGUST 12, 2014)

This is the Second Quarterly report on the status and progress of the Phase II Deferred Maintenance Building Condition Assessments and Asset Management Database for the second quarter of 2015.

Since the implementation of the field assessments, which began in February 2015, the condition of the 513,561 square feet, or 104 structures and buildings, were assessed at the following departments: Fire, Animal Care and Control (ACC), Public Library, Parks and Recreation, and Public Social Services facilities.

As detailed in the attached monthly progress reports for March, April, and May 2015 (Attachments A1-A3), and schedule through March 2016 (Attachment B), during this performance period the number of buildings assessed exceeded what AECOM Technical Services, Inc. (AECOM) projected by 20 percent, but the overall square feet assessed was less than projected by 25 percent. This variance is due to a change in the order of scheduled facility assessments and should not impact the overall delivery schedule. The rate of performed facility condition assessments will increase as the number of field survey teams increased from two to four during the month of May.

Also, in May of this reporting period, AECOM made refinements to existing reports and provided new draft Project Reports; and discussions continued between the County and AECOM, as well as the Internal Services Department's (ISD) review of system information to prepare for the transfer of the Asset Management Database (database) to the County.

Assessment Schedule/Scope

In March, the facility assessment schedule was adjusted to direct AECOM to assess the condition of the County's ACC facilities in order to provide facility condition data and cost estimates to the ISD to assist in responding to Board Motion 50-D, Agenda of April 14, 2015. The approved schedule was also revised to assess other high priorities facilities, including Public Library, Parks and Recreation, and Public Social Services.

While preparing pre-assessment surveys for the Baldwin and Downey ACC facilities, AECOM found 25 structures, where only five were identified in the scope of work. Therefore, the facility assessment schedule was further amended to allow for planning, preparation, and documentation of the 20 undocumented structures (kennels and storage units). The Chief Executive Office (CEO) requested that AECOM quantify the scope and value of assessing undocumented buildings at the ACC and other facilities when necessary. In such events in the future, the CEO will closely monitor and reconcile discrepancies in the actual quantity of assessments to be performed and what is reflected in the approved scope of work; and if necessary, will make the appropriate recommendations to the Board.

Database Management

AECOM has provided electronic access to the CEO and ISD to test the application and preview the information they have collected.

Planning discussions have begun between AECOM and the County to prepare for the transfer, hosting, and maintenance of the system to ISD's servers. AECOM will make the system compliant with County security requirements as directed by ISD.

AECOM has prepared draft Project reports to ISD and CEO for comments regarding content and format. Project reports are a more detailed and inclusive report than the Deficiency and Cost Estimate reports, in that they calculate soft costs and will better support future capital planning reports. In addition, AECOM improved the format and content of the existing deficiency reports.

If you have any questions, please contact Brad Bolger at (213) 974-1360, or via email at bbolger@ceo.lacounty.gov.

SAH:TT:BMB
CY:RB:zu

Attachments

c: Executive Office, Board of Supervisors
County Counsel
Internal Services



County of Los Angeles

Deferred Maintenance Program Services

Monthly Progress Report - March 2015

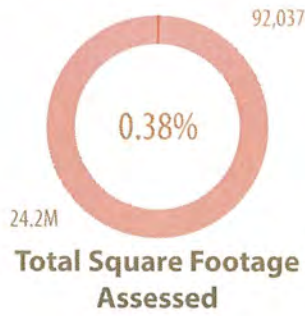


Report Contents

1. Overall Project Snapshot
2. Executive Summary - March 2015
3. Monthly Details - March 2015
4. Issues and Resolutions
5. Next Month's Schedule Outlook

Overall Project Snapshot

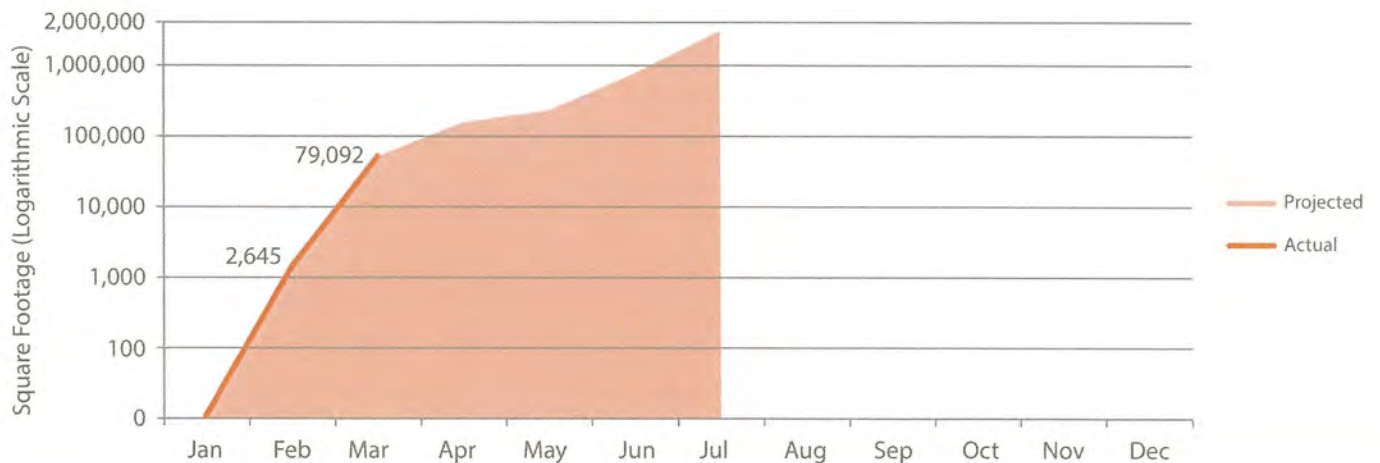
Contract Start Date: 17 October 2014
 Estimated Completion Date: 4 December 2017
 Contract End Date: 4 December 2017
 Contract Value: \$13,500,115



Current Status of County Buildings within All Project Phases

1) Staging:	994	5) Project Building:	0
2) Pre-Assessment:	8	6) Project Costing:	0
3) Assessment:	6	7) Project Approval:	0
4) Preliminary Analysis:	33	8) Capital Planning:	0

Assessment Progress Tracking



Executive Summary - March 2015

The number of buildings and square feet assessed in March increased considerably from February. Fire and Animal Care and Control (ACC) were the two departments that received assessments during this month. March also ended with a second team being mobilized for their first pre-assessment.

The field teams encountered numerous undocumented buildings at the ACC sites. In response, AECOM established a mechanism for recording and requesting authorization to assess undocumented buildings prior to the mobilization of the full assessment team.

Monthly Statistics - March 2015

Square Feet Assessed

Last Month:	12,945
This Month:	79,092
Next Month (Projected):	206,509

Dollars Invoiced

Last Month:	\$286,787
This Month:	\$69,674

Count of Buildings Assessed

Last Month:	4
This Month:	33
Next Month (Projected):	31

No. Departments Assessed

Last Month:	1
This Month:	2
Next Month (Projected):	5

Monthly Report – March 2015

This month, two fire stations and two Animal Care and Control sites were assessed, representing a total of 29 buildings. Two additional fire station assessments (102 and 146) were originally scheduled, but were removed to accommodate the unexpectedly large quantity of buildings discovered at Baldwin Park and Downey ACCs.

Field teams had unimpeded access at all fire stations, however access to a few ACC buildings were restricted, including a non-County maintained freezer and an uninhabited visitors building known locally as the “dream house.” A third building received only an exterior assessment due to staff verbally reporting a dangerous presence of exposed asbestos. This building remains locked and uninhabited.

During March the program management teams met with the IT departments within both the Fire Department and ISD to receive an overview of their existing maintenance tracking systems—Maximo and FAMIS, respectively. An ongoing dialog is expected as the database for the project web portal becomes fully built out.

Quantity of Buildings Assessed per Building Type - March 2015

This section of the report intends to discuss the building types assessed as well as the geographic location. During the month of March, the four building types assessed were fire stations, office (admin) buildings, storage and kennel facilities.

Quantity of Sites Assessed per District - March 2015



Monthly Key Statistics - March 2015

Total GSF:	79,092
Total Building Count:	29
Number of Departments:	2
Number of Deficiencies:	284
Number of Bar Codes:	199
Dollars Invoiced:	\$69,674
Percent Completed:	0.51%

List of Assessed Facilities - March 2015

Sequence	Date	Dept.	BIS	LACO	Name	GSF	Deficiency Quantity	Barcode Quantity
1	3/11/2015	Animal Care Control	08980	4144, 4145, 4146, 4147, 4148, 4149, X340, 4150	Baldwin Park ACC	30,500	130	75
2	3/12/2015	Animal Care Control	08960	5771, 5772, 4238, 4191, 3756, 3767, 3073, 1098, 1099	Downey ACC	34,623	67	79
3	3/24/2015	Fire Dept.	06038	3519	FS #38	4,151	18	8
4	3/24/2015	Fire Dept.	06058	Y337	FS #58	5,185	28	19
5	3/26/2015	Fire Dept.	06005	3458	FS #5	1,991	19	7
6	3/26/2015	Fire Dept.	06042	3534	FS #42	3,422	25	11

Schedule Adjustments - March 2015

March had two schedule adjustments in the first half of the month. The first was at the request of the Animal Care and Control Department to survey their Baldwin Park and Downey campuses earlier in the month. The second adjustment was related to the differences in the number of scoped buildings versus those found during detailed site analysis.

For example, Both Baldwin Park ACC and Downey ACC originally had two and three buildings listed in the scope of work. However, a more detailed analysis revealed 11 and 13 buildings on site. These changes represented a 10-12 factor increase in square footage, which increased the amount of time budgeted for the field teams.

Originally, each team was scheduled to split its days between a fire station in the morning and an ACC site in the afternoon. Once the true size of the ACC site was discovered, changes to the schedule were made so that the teams would be able to complete an entire ACC site in a single day. This change resulted in the delay of assessing fire stations 102 and 146 until a later, as yet unscheduled, date. Once these issues were discovered, AECOM immediately notified the CEO and ISD offices, and began coordination to adjust the schedule.

List of Key Project Events during March 2015

- | | |
|---|---|
| 03/03/2015 - Pre-survey: Baldwin Park ACC | 03/19/2015 - Pre-survey: Fire Station #42 |
| 03/05/2015 - Pre-survey: Downey ACC | 03/19/2015 - Project Bi-weekly Call |
| 03/05/2015 - February Monthly Report Call | 03/24/2015 - Surveyed Fire Station #38 |
| 03/11/2015 - Surveyed Baldwin Park ACC | 03/24/2015 - Surveyed Fire Station #58 |
| 03/12/2015 - Surveyed Downey ACC | 03/26/2015 - Surveyed Fire Station #5 |
| 03/12/2015 - Maximo Demonstration Call | 03/26/2015 - Surveyed Fire Station #42 |
| 03/17/2015 - Pre-survey: Fire Station #38 | 03/31/2015 - Pre-survey: Castaic ACC |
| 03/17/2015 - Pre-survey: Fire Station #58 | 03/31/2015 - Deploy Survey Team B |
| 03/19/2015 - FAMIS Trirega Demonstration Call | 03/31/2015 - Pre-survey Fire Station #69 |
| 03/19/2015 - Pre-survey: Fire Station #5 | 03/31/2015 - Pre-survey Fire Station #88 |

Project Issues and Resolutions

Similar to the previous monthly report, the question of assessing undocumented buildings remains an ongoing issue. However, all parties are in agreement that lack of site documentation is an issue especially severe in Animal Care and Control. Once this department's building stock has been assessed, this issue is expected to occur less frequently. As a resolution to this topic, a standardized form has been developed that records square footage discrepancies on a per-site basis.

Another project issue is generating an overall project assessment schedule for the next 24 months. While a detailed assessment calendar may be created for as far as six months in the future, any detailed projection beyond that timeframe would likely experience significant adjustment. It is likely that many county departments would wish to create a shortlist of priority buildings to be assessed first. AECOM would then be able to create a more detailed assessment strategy for each department after making initial contact with that department's management. As a result, AECOM's preferred scheduling strategy, beyond the end of 2015, is to outline the departments affected in each quarter of 2016 and 2017.

Project Expectations for April 2015

The month of April continues to focus on the Fire Department and Animal Care and Control. Next month will also see a significant increase in the amount of square footage assessed. With the mobilization of a second field team in late March, the volume of field visits will roughly double. Likewise, near the end of April, a third simultaneous field team is expected to mobilize. In late April, the project will also establish contact with Libraries and the Department of Social Services.

During the first half of April, the automatic data reporting system will begin producing Deficiency Summary Reports for the first round of fire stations assessed in February. These reports are organized by deficiency severity, and focus on detailed deficiency information, photos and field notes. Once the county approves the findings within these reports, the line-item cost estimation effort will proceed in earnest. After these initial steps, Deficiency Summary Reports are expected to become available for all buildings within two weeks following a field team's visit to a facility.

Anticipated Schedule Adjustments for April 2015

A minor schedule adjustment is taking place on April 7th and 8th. On these dates, the sequence of assessing Lancaster ACC and Castaic ACC are being switched for logistical efficiency of the field teams. ISD and local county points of contact have agreed to the switch. The switch results in no net change for the week.

A second schedule adjustment is likely to take place on April 27th, when the Quartz Hill Library was originally scheduled for pre-assessment. However, since a replacement library building is currently under construction, the CEO office indicates an assessment may not be warranted under this program.

Anticipated Project Events during April 2015

04/02/2015 - Bi-weekly Call

04/07/2015 - Assessment: Castaic ACC

04/07/2015 - Assessment: Fire Station #69

04/07/2015 - Assessment: Fire Station #88

04/08/2015 - Assessment: Lancaster ACC

04/09/2015 - Assessment: Fire Station #65

04/09/2015 - Assessment: Fire Station #67

04/16/2015 - Bi-weekly Call

04/21/2015 - Assessment: Carson ACC

04/21/2015 - Assessment: Fire Station #63

04/21/2015 - Assessment: Fire Station #96

04/23/2015 - Assessment: Agoura ACC

04/23/2015 - Assessment: Fire Station #78

04/23/2015 - Assessment: Fire Station #84

04/30/2015 - Bi-weekly Call



County of Los Angeles

Deferred Maintenance Program Services

Monthly Progress Report - April 2015

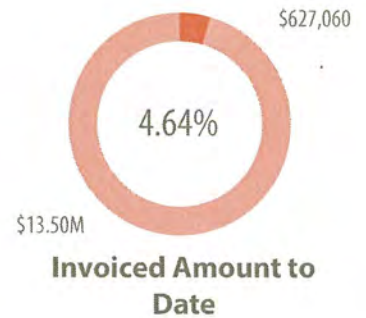
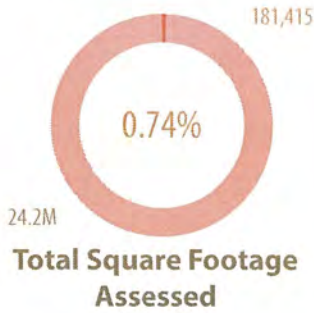


Report Contents

1. Overall Project Snapshot
2. Executive Summary - April 2015
3. Monthly Details - April 2015
4. Issues and Resolutions
5. Next Month's Schedule Outlook

Overall Project Snapshot

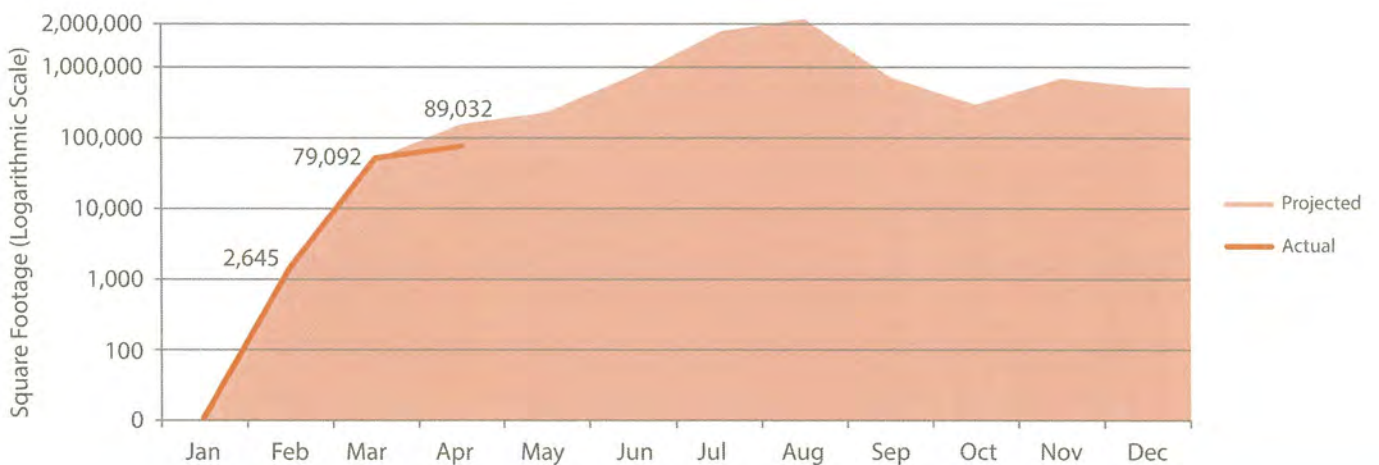
Contract Start Date: 17 October 2014
 Estimated Completion Date: 4 December 2017
 Contract End Date: 4 December 2017
 Contract Value: \$13,500,115



Current Status of County Buildings within All Project Phases

1) Staging:	974	5) Project Building:	0
2) Pre-Assessment:	94	6) Project Costing:	0
3) Assessment:	9	7) Project Approval:	0
4) Preliminary Analysis:	55	8) Capital Planning:	0

Assessment Progress Tracking



Executive Summary - April 2015

April was similar to March in that the Fire Department and Animal Care and Control (ACC) remained the focus of the assessments. The total number of square feet increased 13% over last month due to having two simultaneous field teams mobilized for the entire month. As characteristic for ACC properties, the field teams encountered some undocumented structures, which were handled in coordination with the CEO. In the final week, the teams pre-assessed nearly 170,000 square feet in preparation for a leap in productivity for the month of May.

Monthly Statistics - April 2015

Square Feet Assessed

Last Month:	79,092
This Month:	89,378
Next Month (Projected):	411,656

Count of Buildings Assessed

Last Month:	33
This Month:	48
Next Month (Projected):	20

Dollars Invoiced

Last Month:	\$69,674
This Month:	\$74,032

No. Departments Assessed

Last Month:	2
This Month:	2
Next Month (Projected):	7

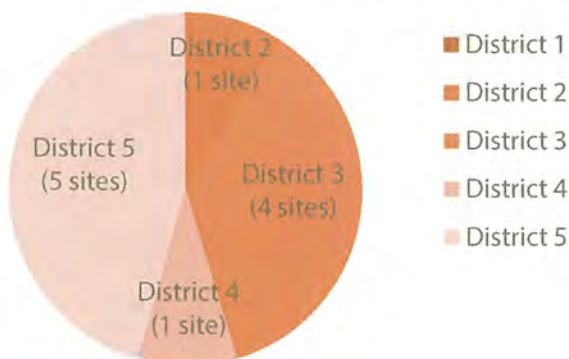
Monthly Report – April 2015

In April field teams assessed four ACC sites and seven fire stations, representing a total of 50 buildings. This marks a 70% increase in the number of buildings encountered versus March. However, in terms of square footage, the increase was 13% due to the relatively small size of buildings, which averaged slightly over 8,000 square feet overall. Field teams enjoyed unimpeded access to all fire stations and all ACC facilities, and experienced no delays in access.

Quantity of Buildings Assessed per Building Type - April 2015

During the month of March, the four building types assessed were fire stations, office (admin) buildings, storage and kennel facilities.

Quantity of Sites Assessed per District - March 2015



Monthly Key Statistics -April 2015

Total GSF:	89,378
Total Building Count:	48
Number of Departments:	2
Number of Deficiencies:	394
Number of Bar Codes:	339
Dollars Invoiced:	\$74,032
Percent Completed:	0.55%

List of Assessed Sites - April 2015

Sequence	Date	Dept.	BIS	Site Name	LACO	GSF	Deficiency Quantity	Barcode Quantity
1	4/7/2015	Animal Care Control	08990	Lancaster ACC	4122, T572, 4123, 4124, 4122-1, 4122-2, 4122-3, 4122-4, 4122-5, 4122-6, 4122-7, 4122-8, 4122-9, 4122-10, 4122-11, 4122-12, 4122-13, 4122-14	23,930	37	77
2	4/7/2015	Fire Dept.	06069	Fire Station 69	1512	3,456	4	10
3	4/8/2015	Animal Care Control	08940		6118, 6119, 6119-1, 6120, 6121, 6121-1, 6121-2, 6121-3, 6121-5	12,278	40	74
4	4/9 /2015	Fire Dept.	06065	Fire Station 65	1711	4,486	32	14
5	4/9/2015	Fire Dept.	06067	Fire Station 67	1809	2,696	19	9
6	4/14/2015	Fire Dept.	06063	Fire Station 63	3493	1,620	27	8
7	4/14/2015	Fire Dept.	06096	Fire Station 96	4435	1,926	18	8
8	4/21/2015	Animal Care Control	08940	Carson ACC	4479, 4482, T537, 4480, X427, 4481, 4483, X424	21,970	106	53
9	4/23/2015	Animal Care Control	08920	Agoura ACC	6595, 6597, 6598, 6596, 6612	8,050	65	56
10	4/23/2015	Fire Dept.	06078	Fire Station 78	1841	6,732	21	14
11	4/23/2015	Fire Dept.	06084	Fire Station 84	3702	2,234	25	16
Totals					48	89,378	394	339

Schedule Adjustments - April 2015

April experienced a single schedule adjustment in the final week. The pre-survey for the Quartz Hill Library did not take place as per the County's direction. The replacement for this small library is currently under construction, and the existing library is expected to be vacated in a relatively short timeframe. This change does not impact the project scope as the building was not within the CEO's original scope. Rather, the Quartz Hill Library was identified on ISD's initial list of priority sites.

A nearby building, Fire Station 33, was proposed as an alternative to backfill the schedule for the Quartz Hill. However, this site is contaminated with hazardous materials and therefore unsuitable for assessment at that time.

List of Key Project Events during April 2015

04/01/2015 - Pre-survey Lancaster ACC	04/16/2015 - Pre-survey Agoura ACC, Pre-survey FS 78 and 84
04/02/2015 - Pre-survey FS 65 and 67	04/20/2015 - Weekly tech call
04/02/2015 - Bi-weekly call	04/21/2015 - Survey Carson ACC, Survey FS 63 and 96
04/03/2015 - Sent to CEO sample change order form	04/23/2015 - Survey Agoura ACC, Survey FS 78 and 84
04/06/2015 - Weekly tech call	04/27/2015 - Weekly tech call
04/07/2015 - Survey Lancaster ACC, FS 69 and 88	04/27/2015 - Pre-survey Lancaster library and CSS HQ
04/08/2015 - Survey Castaic ACC	04/28/2015 - Pre-survey FS 53 and FS 83
04/09/2015 - Survey FS 65 and 67	04/29/2015 - Pre-survey Paramount Library, Woodcrest Library and DPSS Lincoln Heights
04/13/2015 - BNB and Imulus iOS app demonstration in SF	04/30/2015 - Pre-survey FS 56 and FS 86
04/13/2015 - Courthouse department scope conference call	04/30/2015 - Bi-weekly call
04/14/2015 - Pre-survey Carson ACC, Pre-survey FS 63 and 96	
04/16/2015 - Bi-weekly call	

Project Issues and Resolutions

AECOM is generating the schedule in two phases. The first phase details assessment and pre-assessment days for the next six months, extending through the end of 2015 and through the end of March 2016. Starting with Q2 of 2016, the schedule will be outlined in terms of departments queued up for each quarter. Additionally, quarterly square footage estimations will be given, ensuring the viability of the overall project schedule.

There are two reasons for this strategy. First is a number of county departments have not yet been contacted, and they may have certain scheduling constraints, such as time off on Fridays. The other major factor is the organization of each department's points of contact (POC). Certain departments may have POCs for individual facilities while others may have a regionalized hierarchy, where maintenance staff may cover numerous facilities over a wide area. This distinction greatly affects the number of buildings that can be scheduled with a reasonable level of confidence.

Project Expectations for May 2015

Next month will be unique among past months because of the high number of departments involved, seven in total. This situation creates a challenge from a communication perspective. However, thus far ISD project management has provided tremendous support for ensuring communication between AECOM and facility POCs across disparate regions of the county.

Another unique feature for next month is the large increase in average building size, jumping from an average size of about 8,000 square feet in April to about 20,000 square feet in May. Since larger buildings are more efficient to assess, the increase in average building size should boost assessment productivity to nearly 400,000 square feet.

An additional boost to productivity will be the mobilization of a fourth simultaneous field team at the end of the month.

Anticipated Schedule Adjustments for May 2015

Again on the topic of building size, while a large building size may have the advantage of increased efficiency, the drawback is that scheduling uncertainty also increases. In the final week of May, two very large buildings will receive pre-assessments, the Mental Health Le Sage Complex Tower and the DPSS East Valley District Office. Both buildings will require multi-day visits from field teams. Coordination with POCs at each of these facilities will decide whether these visits should occur on consecutive or non-consecutive days.

Two scheduling adjustments likely to take place involve the two adjacent buildings, Antelope Valley Mental Health Center and Public Health Center (BIS 05321 and 05327). These buildings were present on ISD's original list of priority sites, but were not listed on the scope of work list that originated with the CEO. Alternate buildings will be proposed to try to backfill the assessment schedule.

Anticipated Project Events during May 2015

- 05/01/2015 - Pre-survey City Terrace Library
- 05/04/2015 - Survey Lancaster Library, CSS HQ
- 05/05/2015 - Survey FS 53 and FS 83
- 05/06/2015 - Survey Paramount Library, Woodcrest Library and DPSS Lincoln Heights
- 05/07/2015 - Survey FS 56 and 86
- 05/08/2015 - Survey City Terrace Library
- 05/11/2015 - Pre-survey P&R 510 S Vermont, P&R 433 South Vermont and DPSS Civic Center
- 05/12/2015 - Pre-survey FS 37 and FS 105
- 05/13/2015 - Pre-survey Lancaster County Center and DPSS Compton
- 05/14/2015 - Pre-survey FS 18, FS 54 and FS 95
- 05/14/2015 - Project website demonstration with ISD IT
- 05/15/2015 - DPSS South Central
- 05/15/2015 - Bi-weekly call
- 05/18/2015 - Survey P&R 510 S Vermont, P&R 433 South Vermont and DPSS Civic Center
- 05/19/2015 - Pre-survey FS 37 and FS 105
- 05/20/2015 - Survey Lancaster County Center and DPSS Compton
- 05/21/2015 - Survey FS 18, FS 54 and FS 95
- 05/22/2015 - Lancaster County Center and DPSS South Central
- 05/25/2015 - Pre-survey Mental Health HQ, DPSS Pomona, and East SFV office
- 05/26/2015 - Pre-survey FS 12 and FS 25
- 05/27/2015 - Pre-survey Mental Health HQ, DPSS Lanark, and Probation Camp Afflerbaugh
- 05/26/2015 - Pre-survey FS 22 and FS 50
- 05/27/2015 - Pre-survey Mental Health HQ, DPSS Lanark, and Camp Munz
- 05/29/2015 - Bi-weekly call



County of Los Angeles

Deferred Maintenance Program Services

Monthly Progress Report - May 2015

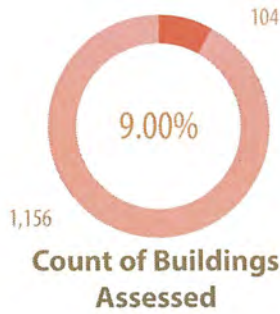
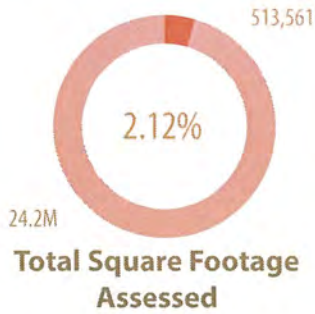


Report Contents

1. Overall Project Snapshot
2. Executive Summary - May 2015
3. Monthly Details - May 2015
4. Issues and Resolutions
5. Next Month's Schedule Outlook

Overall Project Snapshot

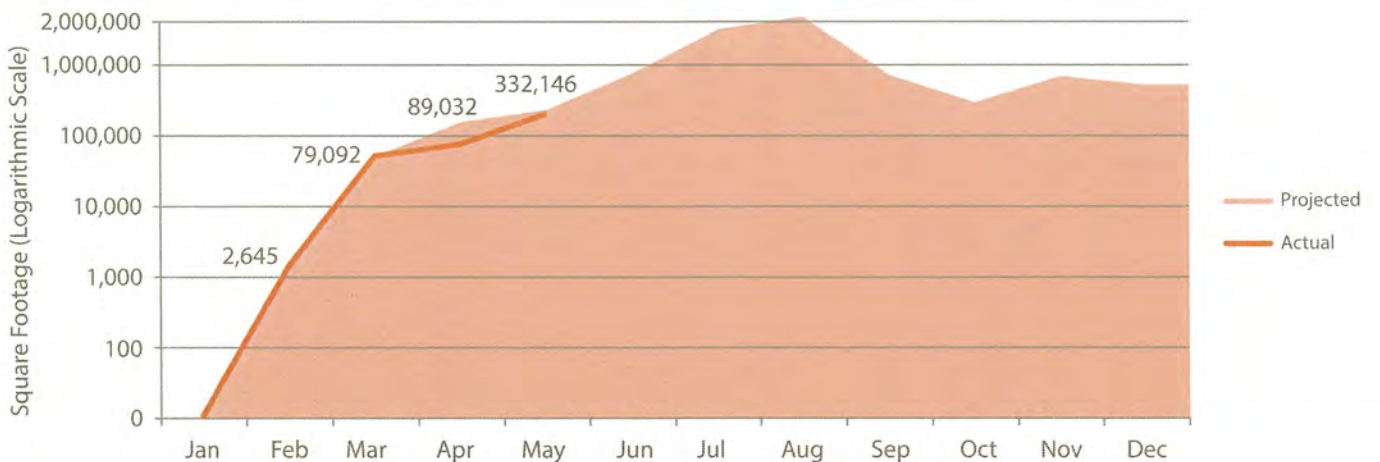
Contract Start Date: 17 October 2014
 Estimated Completion Date: 4 December 2017
 Contract End Date: 4 December 2017
 Contract Value: \$13,500,115



Current Status of County Buildings within All Project Phases

1) Staging:	951	4) Preliminary Analysis:	19	7) Project Costing:	0
2) Pre-Assessment:	27	5) Deficiency Costing:	29	8) Project Approval:	0
3) Assessment:	6	6) Project Building:	56	9) Capital Planning:	0

Assessment Progress Tracking



Executive Summary - May 2015

May was a key month in which a fourth field team was brought online. A number of county departments received their first building assessment—Community and Senior Services (CSS), Public Library, Public Social Services (DPSS), Parks and Recreation (P&R)—while continuing to visit Fire Department sites. In total, the month of May experienced almost a four-fold increase in the amount of square footage assessed from the prior month. Another key event during May was the delivery of costed line-item deficiencies for Animal Care and Control (ACC) sites.

Monthly Statistics - May 2015

Square Feet Assessed

Last Month:	89,378
This Month:	332,146
Next Month (Projected):	1,156,664

Dollars Invoiced

Last Month:	\$74,032
This Month:	\$167,196

Count of Buildings Assessed

Last Month:	48
This Month:	19
Next Month (Projected):	33

No. Departments Assessed

Last Month:	2
This Month:	5
Next Month (Projected):	7

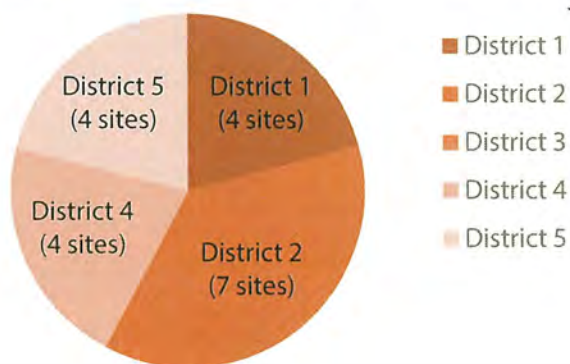
Monthly Report – May 2015

Compared to April, the number of buildings visited in May declined by 61% to a total of 19, but the total square footage increased by 370%. This is due to the larger average scale of buildings, which are more efficient from a labor perspective. The average building size in April was about 1,850 square feet, whereas in May the average size was over 17,000. In total, more square footage was assessed in May than all the previous months combined.

Quantity of Buildings Assessed per Building Type - May 2015

During the month of May, the three building types assessed were fire stations, office (admin) buildings and public libraries.

Quantity of Sites Assessed per District - May 2015



Monthly Key Statistics - May 2015

Total GSF:	332,146
Total Building Count:	19
Quantity of Departments:	5
Quantity of Deficiencies:	486
Quantity of Bar Codes:	420
Dollars Invoiced:	\$167,196
Percent Completed:	1.24%

List of Assessed Sites - May 2015

Sequence	Date	Department	BIS	Site Name	LACO	GSF	Deficiency Quantity	Barcode Quantity
1	5/4/2015	Public Library	06740	Lancaster Library	Y397	48,721	19	36
2	5/4/2015	CSS	03517	CSS HQ (DCSS Le Sage complex 4-story building)	X317	52,230	60	44
3	5/5/2015	Fire Dept.	06053	Fire Station 53	4242	1,904	19	11
4	5/5/2015	Fire Dept.	06083	Fire Station 83	3751	4,220	43	15
5	5/6/2015	Public Library	06822	Paramount Library	Y216	8,750	16	21
6	5/6/2015	Public Library	06885	Woodcrest Library	5374	7,254	8	26
7	5/6/2015	Public Social Services	05305	DPSS Lincoln Heights WS District Office	C269	26,000	63	28
8	5/7/2015	Fire Dept.	06056	Fire Station 56	3530	2,482	19	14
9	5/7/2015	Fire Dept.	06086	Fire Station 86	3751	3,690	29	12
10	5/8/2015	Public Library	06894	City Terrace Library	Y307	8,007	24	9
11	5/18/2015	Parks & Rec.	03514	Le Sage Complex 2-story, 510 S Vermont	X510	31,540	37	34
12	5/18/2015	Parks & Rec.	09039	P&R Headquarters 433 S Vermont	Y193	31,862	14	20
13	5/18/2015	Public Social Services	05215	DPSS Civic Center District	Y013	39,956	42	50
14	5/19/2015	Fire Dept.	06037	Fire Station 37	4116	4,156	14	13
15	5/19/2015	Fire Dept.	06105	Fire Station 105	1904	4,354	11	7
16	5/20/2015	Public Social Services	05193	DPSS Compton District Office	X169	48,135	33	41
17	5/21/2015	Fire Dept.	06018	Fire Station 18	3509	3,300	10	20
18	5/21/2015	Fire Dept.	06054	Fire Station 54	6666	4,000	14	14
19	5/21/2015	Fire Dept.	06095	Fire Station 95	Y150	1,855	11	5
Totals					19 bldgs.	332,146	486	420

Schedule Adjustments - May 2015

The assessment effort experienced a number of schedule adjustments during the month of May. The minor schedule adjustments generally shifted assessment dates from Friday to Thursday. Another shift was due to the pairing of certain fire camps. For instance, Camp Afflerbaugh and Camp Munz were originally scheduled during the same week. However, since Camp Paige is in close proximity to Camp Afflerbaugh, it replaced Camp Munz on the schedule.

There were two more significant schedule adjustments that occurred mid-month. Originally Lancaster County Center was scheduled for 5/13. This facility was removed from the schedule due to its exclusion from the original scope of work. An attempt was made to replace this building with the county Emergency Operations Center (EOC), but access issues—particular to this building—prevented the field team from conducting the assessment after arriving on site.

Another significant schedule adjustment occurred for DPSS South Central. This building's assessment was originally scheduled on Friday, 5/22 but was delayed until 6/19 as per the point of contact's (POC's) direction.

List of Key Project Events during May 2015

- 05/01/2015 - Pre-survey City Terrace Library
- 05/04/2015 - Survey Lancaster Library and CSS HQ
- 05/05/2015 - Survey FS 53 and FS 83
- 05/06/2015 - Survey Paramount Library, Woodcrest Library and DPSS Lincoln Heights
- 05/07/2015 - Survey FS 56 and FS 86, and City Terrace Library
- 05/07/2015 - April 2015 monthly report published
- 05/08/2015 - Survey City Terrace Library
- 05/11/2015 - Pre-survey P&R 433 and 510 S Vermont St; Pre-survey DPSS Civic Center
- 05/12/2015 - Pre-survey FS 37 and FS 105
- 05/13/2015 - Attempt Pre-survey and full survey of Emergency Operations Center delayed due to lack of access to building
- 05/13/2015 - Pre-survey DPSS Compton
- 05/14/2015 - Pre-survey FS 18, FS 54 and FS 95
- 05/14/2015 - Project web portal demonstration with ISD, Bi-weekly call (in person)
- 05/15/2015 - Pre-survey DPSS South Central
- 05/19/2015 - Full survey of DPSS South Central scheduled 5/22 (delayed until 6/19)
- 05/19/2015 - Pre-survey and full survey of FS 102 and FS 146 ,replacement for EOC, delayed due to lack of floor plans for FS 146
- 05/20/2015 - Survey DPSS Compton
- 05/21/2015 - Survey FS 18, FS 54 and FS 95
- 05/26/2015 - Pre-survey Mental Health HQ, DPSS Pomona, East SFV Office, FS 12 and FS 25
- 05/27/2015 - Pre-survey Mental Health HQ, DPSS Lanark, Camp Afflerbaugh and Paige
- 05/28/2015 - Pre-survey Camp Paige, FS 22 and FS 50
- 05/28/2015 - Bi-weekly call
- 05/29/2015 - Pre-survey Mental Health HQ and DPSS Lanark

Project Issues and Resolutions

The overall square footage assessed was slightly less than originally projected due to three reasons:

1. Reprioritization of various buildings to be assessed in accordance with County needs
2. Lack of access to a particularly sensitive building (Emergency Operations Center)
3. Assessments scheduled on Fridays conflicting with County staff work schedules

The first issue addressed revisions to the priority of the assessments scheduled due to additional input from the County regarding the needs and status of the various facilities. To mitigate any further issues of this type, a consolidated list of similar facilities scheduled to be assessed in the up coming months was forwarded to the CEO office to verify schedule revisions for these sites. In total, there are only four sites in question. Therefore, regardless of the final decision, no significant impact to the overall project is expected.

The second issue of accessibility is specific to the Emergency Operations Center. Overall access to this building is not centrally controlled, and therefore coordination among the various departments to unlock all rooms has proved challenging. In addition, field team access through the building will be slowed due to the need of an escort for all team members at all times. The resolution is that extra time (4 days) has been allotted to assess this building, which is more time than is typically needed for a building of this size.

The months of May and June had pre-assessments and assessments scheduled on Fridays as a way of testing the feasibility of utilizing the entire work week for visiting buildings. However, given the high percentage of adjustments from this group, Fridays in general have proven to be somewhat problematic. Therefore, future Fridays will remain open and reserved for either make-up days or special ad-hoc site visits. In all, Fridays represent 20% of the work week. While excluding Fridays has influenced the overall project schedule, it is not expected to negatively impact the overall program, as the issue was considered in the overall project scheduling concept.

Project Expectations for June 2015

Next month will be similar to May in that a relatively high number of departments will receive building assessments. This situation creates a challenge from a communication perspective. However, thus far ISD project management has provided tremendous support for ensuring communication between AECOM and facility POCs across disparate regions of the county.

The month of June will also continue the trend of dramatically increasing the amount of square footage assessed. Like the month of May, June will have more square footage assessed than all the previous months combined. This is made possible by tighter coordination with county departments, efficiencies in workflow, four simultaneous field teams and larger-sized building stock.

Anticipated Schedule Adjustments for June 2015

Most of the sites scheduled for June will be multi-day visits. As such, predicting the duration of the assessment is estimated with a limited level of precision. Ample time has been allotted for each site, and it is possible that some sites may be completed early—or require an extra day in certain circumstances.

- The execution of assessing the EOC building remains uncertain due to ongoing access issues. If the current 4-day schedule does not suffice, then make-up day(s) will be identified.
- The DHS Admin building has its final pre-survey date on Friday 6/26, potentially creating a scheduling conflict with local staff. However, this date can be shifted to Thursday 6/25.
- The red-tagged condemned building at the Le Sage Complex on Vermont Avenue currently has a pre-assessment scheduled for 6/25. This building is being removed from the scope of work due to its inaccessibility.

Anticipated Project Events during June 2015

06/01/2015 - Survey Mental Health HQ (1 of 3), DPSS Pomona, and Probation East San Fernando Valley office
06/02/2015 - Survey FS 12 and FS 25
06/03/2015 - Survey Mental Health HQ (2 of 3), DPSS Lanark (1 of 2), Camp Afflerbaugh/Paige
06/03/2015 - Data coordination conference call with ISD IT group
06/04/2015 - Survey Camp Afflerbaugh/Paige, FS 22 and FS 50
06/04/2015 - Project web portal demonstration (QA workflow) with ISD
06/05/2015 - Survey Mental Health HQ (3 of 3), DPSS Lanark (2 of 2)
06/08/2015 - Pre-survey Pomona Health Center Pre-survey DPSS Metro Family (1,2 of 4)
06/09/2015 - Pre-Survey Emergency Operations Center (1 of 2), Pre-survey FS 8 and FS 43
06/09/2015 - CEO/GIS Department introductory meeting
06/10/2015 - Pre-survey Comm. Health Svc. Adm. Pre-survey DPSS Metro Family (3,4 of 4)
06/11/2015 - Pre-Survey Emergency Operations Center (2 of 2), Pre-survey FS 107 and FS 75
06/11/2015 - Bi-weekly call
06/15/2015 - Survey Pomona Health Center, Survey DPSS Metro Family (1 of 4)
06/16/2015 - Survey DPSS Metro Family (2 of 4), Survey Emergency Operations Center(1 of 2), Survey FS 8 and FS 43
06/17/2015 - Survey Comm. Health Services Administration and DPSS Metro Family (3 of 4)
06/18/2015 - Survey DPSS Metro Family (4 of 4), Emergency Operations Center (2 of 2), Survey FS 107 and Survey FS 75
06/19/2015 - Survey DPSS South Central
06/22/2015 - Pre-survey DHS Admin (1 of 4) and Probation Srvcs (1 of 2)
06/23/2015 - Pre-Survey Van Nuys Admin Center, Probation Srvcs (2 of 2), and Klinger Admin. (FD)
06/24/2015 - Pre-survey DHS Admin (2 of 4)
06/25/2015 - Pre-survey DHS Admin (3 of 4), Pre-Survey CEO Red Tagged
06/25/2015 - Bi-weekly call
06/26/2015 - Pre-survey DHS Admin (4 of 4)
06/29/2015 - Survey DHS Admin (1 of 4), Survey Klinger Admin. (FD) Survey Probation Srvcs (1 of 2)
06/30/2015 - Survey DHS Admin (2 of 4), Van Nuys Admin Center and Probation Srvcs (2 of 2)

	Sunday	Monday	Tuesday	Wednesday	Thursday	Friday	Saturday
Week 1	1	2	3	4	5	6	7
Week 2	8	9	10	11	12	13	14
Week 3	15	16	17	18	19	20	21
Week 4	22	23	24	25	26	27	28
Week 5	1	2	3	4	5	6	7

Week 1

Week 2

Week 3

Week 4

Week 5

Pre-Survey Week

Mixed Week

Survey Week

Analyze Data
Tweak Tools
Adjust Workflow

Training Workshop

Team A: Pre-Survey /
Data Gathering FS 34
Team A: Pre-survey FS
115

Team A: Pre-survey
FS 57,
Pre-survey FS 23

Team A: Survey FS 57,
Survey FS 23

Team A: Survey FS 34

Attachment B

March 2015

COLA Conceptual Assessment Schedule

	Sunday	Monday	Tuesday	Wednesday	Thursday	Friday	Saturday
Week 1	1	2	3	4	5	6	7
	Pre-survey week		Team A: Pre-survey Baldwin Park ACC		Team A: Pre-survey Downey ACC		
	8	9	10	11	12	13	14
Week 2				Team A: Survey Baldwin Park ACC	Team A: Survey Downey ACC		
	15	16	17	18	19	20	21
Week 3	Pre-survey week		Team A: Pre-survey FS 38 Pre-survey FS 58		Team A: Pre-survey FS 5 Pre-survey FS 42		
	22	23	24	25	26	27	28
Week 4	Survey week		Team A: Survey FS 38 Survey FS 58		Team A: Survey FS 5 Survey FS 42		
	29	30	31	1	2	3	4
Week 5	Pre-survey week		Team A: Pre-survey Castaic ACC Team B: Pre-survey FS 69 Pre-survey FS 88				

April 2015

COLA Conceptual Assessment Schedule

	Sunday	Monday	Tuesday	Wednesday	Thursday	Friday	Saturday
Week 1	29 Pre-survey week	30	31	1 Team A: Pre-survey Lancaster ACC	2 Team B: Pre-survey FS 65 Pre-survey FS 67	3	4
	5	6	7	8	9	10	11
Week 2	Survey week		Team A: Survey Lancaster ACC Team B: Survey FS 69, Survey FS 88	Team A: Survey Castaic ACC	Team B: Survey FS 65, Survey FS 67		
	12	13	14	15	16	17	18
Week 3	Pre-survey week		Team A: Pre-survey Carson ACC Team B: Pre-Survey FS 63 Pre-survey FS 96		Team A: Pre-survey Agoura ACC Team B: Pre-survey FS 78 Pre-survey FS 84		
	19	20	21	22	23	24	25
Week 4	Survey week		Team A: Survey Carson ACC Team B: Survey FS 63, Survey FS 96		Team A: Survey Agoura ACC Team B: Survey FS 78 Survey FS 84		
	26	27	28	29	30		
Week 5	Pre-survey week	Team A: Pre-survey Lancaster Library Team B: Pre-survey CSS HQ	Team C: Pre-survey FS 53 Pre-survey FS 83	Team A: Pre-survey Paramount Library, Pre-survey Woodcrest Library Team B: Pre-survey DPSS Lincoln Heights	Team C: Pre-survey FS 56 Pre-survey FS 86		

	Sunday	Monday	Tuesday	Wednesday	Thursday	Friday	Saturday
Week 1	Pre-survey week					1 Team A: Pre-survey City Terrace Library	2
	3	4	5	6	7	8	9
Week 2	Survey week	Team A: Survey Lancaster Library Team B: Survey CSS HQ	Team C: Survey FS 53 Survey FS 83	Team A: Survey Paramount Library, Survey Woodcrest Library Team B: Survey DPSS Lincoln Heights	Team C: Survey FS 56 Survey FS 86	Team A: Survey City Terrace Library	
	10	11	12	13	14	15	16
Week 3	Pre-survey week	Team A: Pre-survey P&R 510 S Vermont, Pre-survey P&R 433 S Vermont Team B: Pre-survey DPSS Civic Center	Team C: Pre-survey FS 37 Pre-survey FS 105	Team A: Pre-survey Emergency Operations Center Team B: Pre-survey DPSS Compton	Team C: Pre-survey FS 18 Pre-survey FS 54 Pre-survey FS 95	Team B: Pre-survey DPSS South Central	
	17	18	19	20	21	22	23
Week 4	Survey week	Team A: Survey P&R 510 S Vermont, Survey P&R 433 S Vermont (1 of 2) Team B: Survey DPSS Civic Center	Team A: Survey P&R 510 S Vermont, Survey P&R 433 S Vermont (2 of 2) Team C: Survey FS 37 Survey FS 105	Team A: Survey Emergency Operations Center (Part 1 of 2) Team B: Survey DPSS Compton	Team A: Survey Emergency Operations Center (Part 2 of 2) Team C: Survey FS 18 Survey FS 54 Survey FS 95	Team B: Survey DPSS South Central	
	24	25	26	27	28	29	30
Week 5	Pre-survey week	Memorial Day	A: Pre-survey. Mental Health HQ (1 of 3) B: Pre-survey DPSS Pomona C: Pre-survey. East SFV off. Team D: Pre-survey FS 12 Pre-survey. FS 25	Team A: Pre-survey Mental Health HQ (2 of 3) Team B: Pre-survey DPSS Lanark (1 of 2) Team C: Pre-survey Probation Camp Affler.	Team A: Pre-survey FS 22 Pre-survey FS 50	Team A: Pre-survey Mental Health HQ (3 of 3) Team B: Pre-survey DPSS Lanark (2 of 2) Team C: Pre-survey Probation Camp Munz	

	Sunday	Monday	Tuesday	Wednesday	Thursday	Friday	Saturday
Week 1	31	1	2	3	4	5	6
	Survey week	Team A: Survey Mental Health HQ (1 of 3) Team B: Survey DPSS Pomona Team C: Survey East SFV office	Team D: Survey FS 12 Survey FS 25	Team A: Survey Mental Health HQ (2 of 3) Team B: Survey DPSS Lanark (1 of 2) Team C: Survey Probation Camp Affler.	Team D: Survey FS 22 Survey FS 50	Team A: Survey Mental Health HQ (3 of 3) Team B: Survey DPSS Lanark (2 of 2) Team C: Survey Probation Camp Munz	
	7	8	9	10	11	12	13
Week 2	Pre-Survey week	Team A: Pre-survey Pomona Health Center Team B: Pre-survey DPSS Metro Family (1,2 of 4)	Team C: Pre-Survey Lancaster County Ctr. (1 of 2) Team D: Pre-survey FS 8 Pre-survey FS 43	Team A: Pre-survey Comm. Health Svc. Adm. Team B: Pre-survey DPSS Metro Family (3,4 of 4)	Team C: Pre-Survey Lancaster County Ctr. (2 of 2) Team D: Pre-survey FS 107 Pre-survey FS 75		
	14	15	16	17	18	19	20
Week 3	Survey week	Team A: Survey Pomona Health Center Team B: Survey DPSS Metro Family (1 of 4)	Team B: Survey DPSS Metro Family (2 of 4) Team C: Survey Lancaster County Ctr. (1 of 2) Team D: Survey FS 8 Survey FS 43	Team A: Survey Comm. Health Svc. Adm. Team B: Survey DPSS Metro Family (3 of 4)	Team C: Survey Lancaster County Ctr. (2 of 2) Team D: Survey FS 107 Survey FS 75	Team B: Survey DPSS Metro Family (4 of 4)	
	21	22	23	24	25	26	27
Week 4	Pre-Survey week	Team A: Pre-survey DHS Admin (1 of 4) Team C: Pre-survey Probation Srvcs (1 of 2)	Team B: Pre-Survey Van Nuys Admin Center Team C: Pre-survey Probation Srvcs (2 of 2) Team D: Pre-survey Klinger Admin. (FD)	Team A: Pre-survey DHS Admin (2 of 4)	Team A: Pre-survey DHS Admin (3 of 4) Team B: Pre-Survey CEO Red Tagged	Team A: Pre-survey DHS Admin (4 of 4)	
	28	29	30	1	2	3	4
Week 5	Survey week	Team A: Survey DHS Admin (1 of 4) Team D: Survey Klinger Admin. (FD) Team C: Survey Probation Srvcs (1 of 2)	Team A: Survey DHS Admin (2 of 4) Team B: Survey Van Nuys Admin Center Team C: Survey Probation Srvcs (2 of 2)				

	Sunday	Monday	Tuesday	Wednesday	Thursday	Friday	Saturday
Week 1	28 Survey Week	29	30	1 Team A: Survey DHS Admin (3 of 4) Team B: Survey CEO Red Tagged	2 Team A: Survey DHS Admin (4 of 4)	3 Independence Day (observed)	4
Week 2	5 Pre-survey week	6 Team D: Pre-Survey Camp 19 (1,2 of 4)	7 Team A: Pre-survey Hall of Records (1,2 of 6) Team B: Pre-survey Central Arraign. Court Team C: Pre-Survey Chall. Yth Camp (1,2 of 5)	8 Team A: Pre-survey Hall of Records (3,4 of 6) Team B: Pre-survey West Corvina Court/Health (1 of 2) Team C: Pre-Survey Chall. Yth Camp (3,4 of 5)	9 Team A: Pre-survey Hall of Records (5,6 of 6) Team B: Pre-survey West Corvina Court/Health (2 of 2) Team C: Pre-Survey Chall. Yth Camp (5 of 5)	10 Team D: Pre-Survey Camp 19 (3,4 of 4)	11
Week 3	12 Survey Week	13 Team A: Survey Hall of Records (1 of 6) Team B: Survey Central Arraign. Court Team C: Survey Chall. Yth Camp (1 of 5)	14 Team A: Survey Hall of Records (2 of 6) Team C: Survey Chall. Yth Camp (2 of 5) Team D: Survey Camp 19 (1 of 4)	15 Team B: Survey West Corvina Court/Health (1 of 2) Team D: Survey Camp 19 (2 of 4)	16 Team A: Survey Hall of Records (3 of 6) Team B: Survey West Corvina Court/Health (2 of 2) Team C: Survey Chall. Yth Camp (3 of 5)	17	18
Week 4	19 Mixed week	20 Team A: Survey Hall of Records (4 of 6) Team B: Pre-Survey Valencia Civ Ctr (1 of 2)	21 Team A: Survey Hall of Records (5 of 6) Team C: Survey Chall. Yth Camp (4 of 5) Team B: Pre-Survey Valencia Civ Ctr (2 of 2)	22 Team C: Survey Chall. Yth Camp (4 of 5) Team D: Survey Camp 19 (3 of 4)	23 Team A: Survey Hall of Records (6 of 6) Team D: Survey Camp 19 (4 of 4)	24	25
Week 5	26 Survey Week	27 Team A: Pre-survey Hall of Admin (1,2 of 12) Team C: Pre-survey Probation HQ (1,2 of 6) Team D: Pre-survey FD Camp 13 (1,2 of 10)	28 Team A: Hall of Admin Team B: Survey Valencia Civ Ctr (1 of 2) Team C: Pre-survey Probation HQ (3,4 of 6) Team D: Camp 13	29 Team A: Pre-survey Hall of Admin Team B: Survey Valencia Civ Ctr (2 of 2) Team C: Pre-survey Probation HQ (5,6 of 6)	30 Team A: Pre-survey Hall of Admin (7,8 of 12) Team D: Pre-survey Camp 13 (5,6 of 10)	31	1

	Sunday	Monday	Tuesday	Wednesday	Thursday	Friday	Saturday
Week 1	2 Mixed Week	3 Team A: Pre-Survey Hall of Admin (9,10 of 12) Team C: Survey Probation HQ (1,2 of 6) Team D: Pre-Survey FD Camp 13 (7, 8 of 10)	4 Team A: Pre-Survey Hall of Admin (11,12 of 12) Team B: Pre-Survey DPSS Metro Special (1 of 2) Team C: Survey Probation HQ (3,4, of 6)	5 Team C: Survey Probation HQ (5,6 of 6) Team D: Pre-Survey FD Camp 13 (9, 10 of 10)	6 Team B: Pre-Survey DPSS Metro Special (2 of 2)	7	8
Week 2	9 Mixed Week	10 Team A: Survey Hall of Admin (1,2 of 12) Team C: Pre-Survey Central Juv Hall & Crt (1 of 6) Team D: Survey Camp 13 (1,2 of 10)	11 Team A: Survey Hall of Admin (3,4 of 12) Team B: Survey DPSS Metro Special (1 of 2) Team D: Survey Camp 13 (3,4 of 10)	12 Team A: Survey Hall of Admin (5,6 of 12) Team C: Pre-Survey Central Juv Hall & Crt (2 of 6) Team D: Survey Camp 13 (5,6 of 10)	13 Team A: Survey Hall of Admin (7,8 of 12) Team B: Survey DPSS Metro Special (2 of 2) Team C: Pre-Survey Central Juv Hall & Crt (3 of 6)	14	15
Week 3	16 Mixed Week	17 Team A: Survey Hall of Admin (9,10 of 12) Team C: Pre-Survey Central Juv Hall & Crt (4 of 6) Team D: Survey Camp 13 (7,8 of 10)	18 Team A: Survey Hall of Admin (11,12 of 12) Team B: Pre-Survey FS 102, Pre-Survey FS 146 Team D: Survey Camp 13 (9,10 of 10)	19 Team C: Pre-Survey Central Juv Hall & Crt (5 of 6)	20 Team B: Pre-Survey FS 103, Pre-Survey FS 165 Team C: Pre-Survey Central Juv Hall & Crt (6 of 6)	21	22
Week 4	23 Mixed Week	24 Team A: Pre-Survey Camp Paige Team C: Survey Central Juv Hall & Crt (1 of 6)	25 Team B: Survey FS 102, Survey FS 146 Team D: Pre-Survey Van Nuys Admin Ctr	26	27 Team B: Survey FS 103, Survey FS 165 Team C: Survey Central Juv Hall & Crt (3 of 6)	28	29
Week 5	30 Mixed Week	31 Team A: Survey Camp Paige Team C: Survey Central Juv Hall & Crt (4 of 6) Team E: Pre-Survey Fire Station 75, Pre-Survey Fire Station 75, Pre-Survey Fire Station 123	1	2	3	4	5 Team E Starting

	Sunday	Monday	Tuesday	Wednesday	Thursday	Friday	Saturday	
Week 1	30	31	1	2	3	4	5	
			<p>Team B: Pre-Survey Firestone-F Comp CCCntr, Pre-Survey Willowbrook Comp CCCntr</p> <p>Team D: Survey Van Nuys Admin Ctr</p>	<p>Team A: Pre-Survey Probation HQ (1 of 5)</p> <p>Team C: Survey Central Juv Hall & Ctr (5 of 6)</p> <p>Team E: Pre-Survey Fire Station 74, Pre-Survey Fire Station 66, Pre-Survey Fire Station 85</p>	<p>Team A: Pre-Survey Probation HQ (2 of 5)</p> <p>Team C: Survey Central Juv Hall & Ctr (6 of 6)</p>			
	6	7	8	9	10	11	12	
Week 2			<p>Team A: Pre-Survey Probation HQ (3 of 5)</p> <p>Team E: Survey Fire Station 75, Survey Fire Station 73, Survey Fire Station 123</p> <p>Team B: Survey Firestone-F Comp CCCntr, Survey Willowbrook Comp CCCntr</p> <p>Team C: Pre-Survey Bary J Nidorf Juv Hall/ Crt (1 of 7)</p>	<p>Team A: Pre-Survey Probation HQ (4 of 5)</p> <p>Team C: Pre-Survey Bary J Nidorf Juv Hall/ Crt (2 of 7)</p> <p>Team E: Survey Fire Station 74, Survey Fire Station 66, Survey Fire Station 85</p>	<p>Team A: Pre-Survey Probation HQ (5 of 5)</p> <p>Team B: Pre-Survey Dorothy Kirby Cntr (1 of 4)</p> <p>Team C: Pre-Survey Bary J Nidorf Juv Hall/ Crt (3 of 7)</p> <p>Team D: Pre-Survey Los Padinos Juv Hall/ Crt (1 of 6)</p>	<p>Team C: Pre-Survey Bary J Nidorf Juv Hall/Crts (4 of 7)</p>		
	13	14	15	16	17	18	19	
Week 3		<p>Team A: Survey Probation HQ (1 of 5)</p> <p>Team B: Pre-Survey Dorothy Kirby Cntr (2 of 4)</p> <p>Team C: Pre-Survey Bary J Nidorf Juv Hall/ Crt (5 of 7)</p> <p>Team D: Pre-Survey Los Padinos Juv Hall/ Crt (1 of 5)</p>	<p>Team C: Pre-Survey Bary J Nidorf Juv Hall/ Crt (6 of 7)</p> <p>Team D: Pre-Survey Los Padinos Juv Hall/ Crt (2 of 5)</p> <p>Team E: Pre-Survey Fire Station 126, Pre- Survey Fire Station 76, Pre-Survey Fire Station 132</p>	<p>Team A: Survey Probation HQ (2 of 5)</p> <p>Team B: Pre-Survey Dorothy Kirby Cntr (3 of 4)</p>	<p>Team A: Survey Probation HQ (3 of 5)</p> <p>Team B: Pre-Survey Dorothy Kirby Cntr (4 of 4)</p> <p>Team D: Pre-Survey Los Padinos Juv Hall/ Crt (3 of 5)</p> <p>Team E: Pre-Survey Fire Saugus Forestry, Pre-Survey Fire Station 149, Pre-Survey Fire Station 81</p>			
	20	21	22	23	24	25	26	
Week 4		<p>Team A: Survey Probation HQ (4 of 5)</p> <p>Team B: Survey Dorothy Kirby Cntr (1 of 2 of 7)</p> <p>Team C: Survey Bary J Nidorf Juv Hall/Crt (1 of 7)</p>	<p>Team B: Survey Dorothy Kirby Cntr (2 of 4)</p> <p>Team C: Survey Bary J Nidorf Juv Hall/Crts (2 of 7)</p> <p>Team D: Pre-Survey Los Padinos Juv Hall/ Crt (4 of 5)</p> <p>Team E: Survey Fire Station 126, Survey Fire Station 76, Survey Fire Station 97</p>	<p>Team A: Survey Probation HQ (5 of 5)</p> <p>Team C: Survey Bary J Nidorf Juv Hall/Crts (3 of 7)</p> <p>Team D: Pre-Survey Los Padinos Juv Hall/ Crt (5 of 5)</p>	<p>Team B: Survey Dorothy Kirby Cntr (3 of 4)</p> <p>Team C: Survey Bary J Nidorf Juv Hall/Crts (4 of 7)</p> <p>Team E: Survey Fire Saugus Forestry, Survey Fire Station 149, Survey Fire Station 81</p>			
	27	28	29	30	1	2	3	
Week 5		<p>Team A: Pre-Survey Valencia Civic Center</p> <p>Team B: Survey Dorothy Kirby Cntr (4 of 4)</p> <p>Team C: Survey Bary J Nidorf Juv Hall/Crts (5 of 7)</p> <p>Team E: Pre-Survey Fire Station 131, Pre- Survey Fire Station 24, Pre-Survey Fire Station 136, Pre-Survey Fire Station 157</p>	<p>Team C: Survey Bary J Nidorf Juv Hall/Crt (6 of 7)</p> <p>Team D: Survey Los Padinos Juv Hall/ Crt (1 of 6)</p>	<p>Team C: Survey Bary J Nidorf Juv Hall/Crt (7 of 7)</p> <p>Team D: Survey Los Padinos Juv Hall/ Crt (1 of 6)</p>				

	Sunday	Monday	Tuesday	Wednesday	Thursday	Friday	Saturday
Week 1	27	28	29	30	1	2	3
					Team D: Survey Los Padrinos Juv Hall/Crts (3 of 6)		
	4	5	6	7	8	9	10
		Team A: Survey Valencia Civic Center Team D: Survey Los Padrinos Juv Hall/Crts (4 of 6) Team E: Survey Fire Station 131, Survey Fire Station 24, Survey Fire Station 136	Team B: Pre-Survey DHS-El Monte Comp Health Ctr (1 of 2)	Team A: Pre-Survey PH-Curtis Tucker PHCtr, Pre-Survey PH-Dr Ruth Temple PHCtr Team D: Survey Los Padrinos Juv Hall/Crts (5 of 6) Team E: Pre-Survey Fire-Lake Hughes Forestry, Pre-Survey Fire Station 117, Pre-Survey Fire Station 130	Team B: Pre-Survey DHS-El Monte Comp Health Ctr (2 of 2)		End of ISD buildings Start: Priority
Week 2	11	12	13	14	15	16	17
		Columbus Day	Team B: Survey DHS-El Monte Comp Health Ctr (1 of 2) Team C: Pre-Survey Downey Admin Ctr, Pre-Survey Downey Admin Ctr Storage Team D: Pre-Survey Robinson Gardens, Pre-Survey Ford Amphitheatre Team E: Pre-Survey Fire Station 114, Pre-Survey Fire Station 77, Pre-Survey Fire Station 80	Team A: Survey PH-Curtis Tucker PHCtr, Survey PH-Dr Ruth Temple PHCtr Team C: Pre-Survey Northside Juvenile Justice Ctr, Pre-Survey Juv Hall Blvd Records Team E: Survey Fire-Lake Hughes Forestry, Survey Fire Station 117, Survey Fire Station 130	Team B: Survey DHS-El Monte Comp Health Ctr (2 of 2) Team D: Pre-Survey El Cariso-Bathhouse, Pre-Survey Veteran's Memorial		
Week 3	18	19	20	21	22	23	24
		Team C: Survey Downey Admin Ctr, Pre-Survey Downey Admin Ctr Storage Team D: Survey Robinson Gardens, Survey Ford Amphitheatre Team E: Survey Fire Station 114, Survey Fire Station 77, Survey Fire Station 80	Team A: Pre-Survey George C Page Museum Team B: Pre-Survey DHS-County Ambulance DeptHQ, Pre-Survey Simms and Mann Health and Wellness Ctr	Team C: Survey Northeast Juvenile Justice Ctr, Survey Juv Hall Med Records Team E: Pre-Survey Fire Station 101, Pre-Survey Fire Station 62, Pre-Survey Fire Station 48	Team A: Pre-Survey PH-Hollywood/Wilshire PHC, Pre-Survey PH-North Hollywood PHC, Pre-Survey Pacoima PHC Team D: Survey El Cariso-Bathhouse, Survey Veteran's Memorial		
Week 4	25	26	27	28	29	30	31
		Team C: Pre-Survey Juv Hall Bldg 19 Team D: Pre-Survey Hart, Pre-Survey Santa Clarita Snr Cntr Team E: Pre-Survey Fire Station 16, Pre-Survey Fire Station 4, Pre-Survey Fire Station 27	Team A: Survey George C Page Museum Team B: Survey DHS-County Ambulance DeptHQ, Survey Simms and Mann Health and Wellness Ctr	Team C: Pre-Survey Juv Hall Bldg 8 Team D: Pre-Survey Los Verdes Clubhouse, Pre-Survey SouthCoast Team E: Survey Fire Station 62, Survey Fire Station 101, Survey Fire Station 48	Team A: Survey PH-Hollywood/Wilshire PHC, Survey PH-North Hollywood PHC, Survey Pacoima PHC		
Week 5							

	Sunday	Monday	Tuesday	Wednesday	Thursday	Friday	Saturday
Week 1	1	2 Team B: Pre-Survey DHS-Ferguson Admin Svcs Cntr (1 of 5) Team C: Survey Juv Hall Bldg 19 Team D: Survey Hart, Survey Santa Clara St Cntr Team E: Survey Fire Station 16, Survey Fire Station 4, Survey Fire Station 27	3 Team A: Pre-Survey PH-Whittier PHC Team B: Pre-Survey DHS-Ferguson Admin Svcs Cntr (2 of 5)	4 Team C: Survey Juv Hall Bldg 8 Team D: Survey Los Verdes Clubhouse, Survey SouthCoast	5 Team A: Pre-Survey PH-Glendale PHC, Pre-Survey PH-Burbank PHC Team B: Pre-Survey DHS-Ferguson Admin Svcs Cntr (3 of 5) Team E: Pre-Survey Fire Station 110, Pre-Survey Fire Station 116, Pre-Survey Fire Station 21	6	7
Week 2	8	9 Team B: Pre-Survey DHS-Ferguson Admin Svcs Cntr (4 of 5) Team C: Pre-Survey Prob-Kenyon Justice Ctr, Pre-Survey Prob Centinela Office Team D: Pre-Survey Carritos, Pre-Survey La Mirada	10 Team A: Survey PH-Whittier PHC Team B: Pre-Survey DHS-Ferguson Admin Svcs Cntr (5 of 5) Team C: Pre-Survey Prob-Frestone, Pre-Survey David Kenyon Juv Justice Cntr Team E: Pre-Survey Fire Station 51, Pre-Survey Fire Station 144, Pre-Survey Fire Station 99	11 Veteran's Day	12 Team A: Survey PH-Glendale PHC, Survey PH-Burbank PHC Team D: Pre-Survey Adventure Park-REC, Pre-Survey Manzanita-REC, Pre-Survey Los Robles, Pre-Survey Steinmetz Team E: Survey Fire Station 110, Survey Fire Station 116, Survey Fire Station 21	13	14
Week 3	15	16 Team A: Pre-Survey Action Rehab (1 of 2) Team B: Survey DHS-Ferguson Admin Svcs Cntr (1 of 5) Team C: Survey Prob-Kenyon Justice Ctr, Pre-Survey Prob Centinela Office Team D: Survey Carritos, Survey La Mirada	17 Team B: Survey DHS-Ferguson Admin Svcs Cntr (2 of 5) Team E: Survey Fire Station 51, Survey Fire Station 144, Survey Fire Station 99	18	19 Team B: Survey DHS-Ferguson Admin Svcs Cntr (4 of 5) Team D: Survey Adventure Park-REC, Survey Manzanita-REC, Survey Los Robles, Survey Steinmetz Team E: Survey Fire Station 110, Survey Fire Station 116, Survey Fire Station 21	20	21
Week 4	22	23 Team A: Survey Action Rehab (1 of 2) Team C: Pre-Survey Prob-Crenshaw Team E: Survey Fire Station 66, Survey Fire-Pacoma	24 Team A: Survey Action Rehab (2 of 2) Team B: Survey DHS-Ferguson Admin Svcs Cntr (5 of 5) Team D: Pre-Survey Carolyn Rosas, Pre-Survey Rowland, Pre-Survey Diamond Bar Team E: Pre-Survey Fire Station 11, Pre-Survey Fire Station 6, Pre-Survey Fire Station 106	25 Team A: Pre-Survey Action Rehab (2 of 2) Team B: Survey DHS-Ferguson Admin Svcs Cntr (3 of 5) Team C: Survey Prob-Frestone, Survey David Kenyon Juv Justice Cntr Team E: Pre-Survey Fire Station 68, Pre-Survey Fire-Pacoma	26 Thanksgiving	27	28
Week 5	29	30 Team B: Pre-Survey DHS-Edward Roybal Comp HCntr (1 of 4) Team C: Survey Prob-Crenshaw	1 Team A: Survey Action Rehab (2 of 2) Team B: Survey DHS-Ferguson Admin Svcs Cntr (5 of 5) Team D: Pre-Survey Carolyn Rosas, Pre-Survey Rowland, Pre-Survey Diamond Bar Team E: Pre-Survey Fire Station 11, Pre-Survey Fire Station 6, Pre-Survey Fire Station 106	2	3	4	5

December 2015

COLA Conceptual Assessment Schedule

	Sunday	Monday	Tuesday	Wednesday	Thursday	Friday	Saturday
Week 1	29	30	1	2	3	4	5
			<p>Team B: Pre-Survey DHS-Edward Roybal Comp HCntr (2 of 4)</p> <p>Team D: Survey Carolyn Rosas, Survey Rowland, Survey Diamond Bar</p> <p>Team E: Survey Fire Station 11, Survey Fire Station 6, Survey Fire Station 106</p>	<p>Team B: Pre-Survey DHS-Edward Roybal Comp HCntr (3 of 4)</p> <p>Team E: Pre-Survey Fire Station 31, Pre-Survey Fire Station 35</p>	<p>Team A: Pre-Survey North Hollywood PHC, Pre-Survey Pacoma PHC</p> <p>Team B: Pre-Survey DHS-Edward Roybal Comp HCntr (4 of 4)</p> <p>Team D: Pre-Survey Marshall Canyon, Pre-Survey Bonelli, Pre-Survey Charter Oak, Pre-Survey Valleydale, Pre-Survey Dalton</p>		
	6	7	8	9	10	11	12
Week 2			<p>Team B: Survey DHS-Edward Roybal Comp HCntr (2 of 4)</p> <p>Team D: Pre-Survey Pamela-Gym, Pre-Survey Arcadia, Pre-Survey Santa Anita, Pre-Survey Eaton Canyon, Pre-Survey Altadena GC</p>	<p>Team B: Survey DHS-Edward Roybal Comp HCntr (3 of 4)</p> <p>Team C: Pre-Survey Camp Gonzales</p> <p>Team E: Survey Fire Station 31, Survey Fire Station 35, Survey Fire Station 20</p>	<p>Team A: Survey North Hollywood PHC, Survey Pacoma PHC</p> <p>Team B: Survey DHS-Edward Roybal Comp HCntr (4 of 4)</p> <p>Team D: Survey Marshall Canyon, Survey Bonelli, Survey Charter Oak, Survey Valleydale, Survey Dalton</p>		
	13	14	15	16	17	18	19
Week 3			<p>Team A: Pre-Survey PH-EnvironHealthHQ (1 of 2)</p> <p>Team B: Pre-Survey Mid Valley (1 of 2)</p> <p>Team G: Survey Camp Miller</p> <p>Team E: Survey Fire Station 119, Survey Fire Station 91, Survey Fire Station 28</p>	<p>Team A: Pre-Survey PH-EnvironHealthHQ (2 of 2)</p> <p>Team B: Pre-Survey Mid Valley (2 of 2)</p> <p>Team C: Survey Camp Gonzales</p>	<p>Team D: Pre-Survey Descanso</p>		
	20	21	22	23	24	25	26
Week 4			<p>Team A: Survey Pamela-Gym, Survey Arcadia, Survey Santa Anita, Survey Eaton Canyon, Survey Altadena GC</p> <p>Team E: Pre-Survey Fire Station 121, Pre-Survey Fire Station 70, Pre-Survey Fire Station 72</p>	<p>Team B: Pre-Survey DHS-San Fernando HCntr, Pre-Survey DHS-Canoga Park HCntr</p> <p>Team D: Survey Descanso</p> <p>Team C: Pre-Survey Prob-Internal Audits Office, Pre-Survey Prob-Rio Honda Area Office</p> <p>Team E: Pre-Survey Fire Station 19, Pre-Survey Fire Station 82</p>	<p>Team B: Pre-Survey DHS-San Fernando HCntr, Pre-Survey DHS-Canoga Park HCntr</p> <p>Team D: Survey Descanso</p> <p>Team C: Pre-Survey Prob-Internal Audits Office, Pre-Survey Prob-Rio Honda Area Office</p> <p>Team E: Pre-Survey Fire Station 19, Pre-Survey Fire Station 82</p>	<p>Christmas Day</p>	
	27	28	29	30	31	1	
Week 5							

	Sunday	Monday	Tuesday	Wednesday	Thursday	Friday	Saturday
Week 1	3	4 Team A: Pre-Survey PH-PH Lab Bldg, Pre-Survey PH-PH Facilities Bldg, Pre-Survey PH-SO Bay Dis Env/H/ Harbor Team B: Survey DHS-San Fernando H Cntr, Survey DHS-Canoga Park H Cntr Team C: Survey Prob-Internal Audits Office, Survey Prob-Itto Honda Area Office Team E: Pre-Survey Fire Station 45, Pre-Survey Fire Station 94, Pre-Survey Fire Station 98	5 Team B: Pre-Survey DHS-H H Humphrey Comp Health Cntr (1 of 3) Team D: Pre-Survey George Lane-Bath, Pre-Survey Everett, Pre-Survey Robinson	6 Team A: Pre-Survey PH-Oasis Clinic, Pre-Survey PH-Crematory Office/Res, Pre-Survey PH-Los Angeles County Crematory Pre-Survey PH-South PHC Team B: Pre-Survey DHS-H H Humphrey Comp Health Cntr (2 of 3) Team C: Pre-Survey Prob-East LA Area Office, Pre-Survey Prob-Central Transcribing Office Team E: Survey Fire Station 19, Survey Fire Station 82	7 Team B: Pre-Survey DHS-H H Humphrey Comp Health Cntr (3 of 3)	8	9
Week 2	10	11 Team A: Survey PH-Public Health Facilities Bldg, Survey PH-SO Bay Dis Env/H/ Harbor Team C: Survey Prob-East LA Area Office, Survey Prob-Central Transcribing Office Team E: Survey Fire Station 45, Survey Fire Station 94, Survey Fire Station 98	12 Team B: Survey DHS-H H Humphrey Comp Health Cntr (1 of 3) Team D: Survey George Lane-Bath, Survey Everett, Survey Robinson	13 Team A: Survey PH-Oasis Clinic, Survey PH-Crematory Office/Res, Survey PH-Los Angeles County Crematory, Survey PH-South PHC Team B: Survey DHS-H H Humphrey Comp Health Cntr (2 of 3) Team C: Pre-Survey Fire Station 40, Pre-Survey Fire Station 145, Pre-Survey Fire Station 169	14 Team B: Survey DHS-H H Humphrey Comp Health Cntr (3 of 3) Team C: Pre-Survey Los Padrinos (2 of 2) Team D: Pre-Survey Mountain Meadows, Pre-Survey Sunshine-Rec, Pre-Survey Rimgrove Rec	15	16
Week 3	17	18 Team A: Pre-Survey Arcadia Mental Health Services, Pre-Survey East San Gabriel Valley Mental Health Center Team B: Pre-Survey DHS-H Claude Hudson (1 of 2), Pre-Survey DHS-Claude Hudson Comp H Ctr Clinic Team D: Pre-Survey Allen J Martin, Pre-Survey Whittier Team E: Pre-Survey Fire Station 29, Pre-Survey Fire Station 68, Pre-Survey Fire Station 125	19 MLK Day	20 Team A: Pre-Survey Los Padrinos-Mental Health Office, Pre-Survey MH-Edmund D. Edelman Eastside M H Center Team B: Pre-Survey DHS-H Claude Hudson (2 of 2) Team C: Survey Los Padrinos (1 of 2) Team E: Survey Fire Station 40, Survey Fire Station 145, Survey Fire Station 169	21 Team C: Survey Los Padrinos (2 of 2) Team D: Survey Mountain Meadows, Survey Sunshine-Rec, Survey Rimgrove Rec	22	23
Week 4	24	25 Team A: Survey Arcadia Mental Health Services, Survey East San Gabriel Valley Mental Health Services Team B: DHS-H Claude Hudson (1 of 2), Survey DHS-Claude Hudson Comp H Ctr Clinic Team E: Survey Fire Station 29, Survey Fire Station 68, Survey Fire Station 125	26 Team C: Pre-Survey Sylmar Juvenile Crthouse Team D: Survey Allen J Martin, Survey Whittier Narrow, Survey San Angelo, Survey Sorensen	27 Team A: Survey Los Padrinos-Mental Health Office, Survey MH-Edmund D. Edelman Eastside M H Center Team B: Survey DHS-H Claude Hudson (2 of 2) Team E: Pre-Survey Fire-Pacoima Facilities	28 Team D: Pre-Survey Eastside Ed, Pre-Survey Belvedere	29	30
Week 5	31	1	2	3	4	5	6

	Sunday	Monday	Tuesday	Wednesday	Thursday	Friday	Saturday
Week 1	31	1	2	3	4	5	6
		<p>Team A: Pre-Survey AG COMM/WTS & MEAS (1 of 2)</p> <p>Team B: Pre-Survey DHS-Bellflower Health Ctr, Pre-Survey DHS-Wilmington Health Ctr</p> <p>Team E: Survey Fire-Pacuma Facilities</p>	<p>Team A: Pre-Survey AG COMM/WTS & MEAS (2 of 2)</p> <p>Team C: Survey Sylmar Juv Crthouse</p> <p>Team D: Pre-Survey City Terrace, Pre-Survey Kenneth Hahn, Pre-Survey Ladera Rec</p>	<p>Team B: Pre-Survey DHS-Long Beach (1 of 2)</p> <p>Team C: Pre-Survey Camp Louis Routh, Pre-Survey Fire Camp 15</p> <p>Team E: Pre-Survey Fire Station 33, Pre-Survey Fire Station 111, Pre-Survey Fire Station 108, Pre-Survey Fire Station 124, Pre-Survey Fire Station 126</p>	<p>Team B: Pre-Survey DHS-Long Beach (2 of 2)</p> <p>Team D: Survey Eastside Ed, Survey Salazar, Survey Belvedere</p>		
	7	8	9	10	11	12	13
Week 2		<p>Team A: Survey AG COMM/WTS & MEAS (1 of 2)</p> <p>Team B: Survey DHS-Bellflower Health Ctr, Survey DHS-Wilmington Health Ctr</p> <p>Team E: Pre-Survey Fire Station 135, Pre-Survey Fire Station 93, Pre-Survey Fire Station 92, Pre-Survey Fire Station 79</p>	<p>Team A: Survey AG COMM/WTS & MEAS (2 of 2)</p> <p>Team C: Pre-Survey Camp Louis Routh</p> <p>Team D: Survey City Terrace, Survey Kenneth Hahn, Survey Ladera Rec</p>	<p>Team B: Survey DHS-Long Beach (1 of 2)</p> <p>Team C: Survey Camp Louis Routh, Survey Fire Cam 15</p> <p>Team E: Survey Fire Station 33, Survey Fire Station 111, Survey Fire Station 108, Survey Fire Station 124, Survey Fire Station 126</p>	<p>Team B: Survey DHS-Long Beach (2 of 2)</p> <p>Team D: Pre-Survey Washington, Pre-Survey F.D. Roosevelt</p>		
	14	15	16	17	18	19	20
Week 3		<p>Team B: Pre-Survey Simms and Mann Health, Pre-Survey DHS-La Puente Health Ctr</p> <p>Team C: Survey Camp Louis Routh</p> <p>Team D: Pre-Survey George W Carver, Pre-Survey Enterprise, Pre-Survey Athens</p> <p>Team E: Survey Fire Station 135, Survey Fire Station 93, Survey Fire Station 92, Survey Fire Station 79</p>	<p>President's Day</p>	<p>Team A: Pre-Survey DHS-H Claude Hudson Comp Health (1 of 2)</p> <p>Team C: Pre-Survey Camp Glenn Rocky</p> <p>Team E: Pre-Survey Fire Station 1, Pre-Survey Fire Station 3, Pre-Survey Fire Station 164, Pre-Survey Fire Station 41</p>	<p>Team A: Pre-Survey DHS-H Claude Hudson Comp Health (2 of 2)</p> <p>Team D: Survey Washington, Survey F.D. Roosevelt</p>		
	21	22	23	24	25	26	27
Week 4		<p>Team B: Survey Simms and Mann Health, Survey DHS-La Puente Health Ctr</p> <p>Team C: Pre-Survey Camp Scott</p> <p>Team E: Pre-Survey Fire Station 44, Pre-Survey Fire Station 47, Pre-Survey Fire Station 90, Pre-Survey Fire Station 87</p>	<p>Team D: Survey George W Carver, Survey Enterprise, Survey Athens</p>	<p>Team A: Survey DHS-H Claude Hudson Comp Health (1 of 2)</p> <p>Team C: Survey Camp Glenn Rocky</p> <p>Team E: Survey Fire Station 1, Survey Fire Station 3, Survey Fire Station 164, Survey Fire Station 41</p>	<p>Team A: Survey DHS-H Claude Hudson Comp Health (2 of 2)</p> <p>Team D: Pre-Survey Keller-Rec, Pre-Survey Washington GC, Pre-Survey Lennox</p>		
	28	29					
Week 5		<p>Team A: Pre-Survey Mental Health Courthouse</p> <p>Team C: Survey Camp Scott</p> <p>Team E: Survey Fire Station 44, Survey Fire Station 47, Survey Fire Station 90, Survey Fire Station 87</p>					

	Sunday	Monday	Tuesday	Wednesday	Thursday	Friday	Saturday	
Week 1	28	29	1	2	3	4	5	
			<p>Team B: Pre-Survey Pub-Lib Malibu Library</p> <p>Team D: Pre-Survey Alondra, Pre-Survey Victoria</p>	<p>Team A: Pre-Survey CAO County EOC</p> <p>Team C: Pre-Survey Camp Mendocillo</p> <p>Team E: Survey Fire Station 1, Survey Fire Station 3, Survey Fire Station 164, Survey Fire Station 41</p>	<p>Team D: Survey Keller-Rec, Survey Washington GC, Survey Lennox</p>			
	6	7	8	9	10	11	12	
Week 2			<p>Team A: Survey Mental Health Courthouse</p> <p>Team C: Pre-Survey Camp Scudder</p> <p>Team E: Pre-Survey Fire Station 64, Pre-Survey Fire Station 189, Pre-Survey Fire Station 61, Pre-Survey Fire Station 26</p>	<p>Team B: Survey Pub-Lib Malibu Library</p> <p>Team D: Survey Alondra, Survey Victoria</p>	<p>Team A: Survey CAO County EOC</p> <p>Team C: Survey Camp Mendocillo</p> <p>Team E: Pre-Survey FS 14, Pre-Survey FS 41, Pre-Survey FS 60</p>	<p>Team D: Pre-Survey East Rancho</p>		
	13	14	15	16	17	18	19	
Week 3			<p>Team B: Pre-Survey DCSS-East LA Service Cntr, Pre-Survey Centro Maravilla, Pre-Survey DCSS-Florence/Firestone Svcs Ctr</p> <p>Team C: Survey Camp Scudder</p> <p>Team E: Survey Fire Station 64, Survey Fire Station 189, Survey Fire Station 61, Survey Fire Station 26</p>	<p>Team A: Pre-Survey Mental Health-LE sage Complex (1 of 3)</p> <p>Team D: Pre-Survey Alondra, Pre-Survey PH-Montevia PHC</p>	<p>Team A: Pre-Survey Mental Health-LE sage Complex (2 of 3)</p> <p>Team B: Pre-Survey DCSS-Antelope Valley SFCntr, Pre-Survey Antelope DVC</p> <p>Team C: Pre-Survey Pub Def-Former Rancho, Pre-Survey Def-Rancho</p> <p>Team E: Survey FS 14, Survey FS 41, Survey FS 60</p>	<p>Team A: Pre-Survey Mental Health-LE sage Complex (3 of 3)</p> <p>Team D: Survey East Rancho</p>		
	20	21	22	23	24	25	26	
Week 4			<p>Team B: Survey DCSS-East LA Service Cntr, Survey Centro Maravilla, Survey DCSS-Florence/Firestone Svcs Ctr</p> <p>Team E: Pre-Survey FS 15, Pre-Survey FS 26, Pre-Survey FS 59</p>	<p>Team A: Survey Mental Health-LE sage Complex (1 of 3)</p> <p>Team D: Survey Alondra, Survey PH-Montevia PHC</p>	<p>Team A: Survey Mental Health-LE sage Complex (2 of 3)</p> <p>Team B: Survey DCSS-Antelope Valley SFCntr, Survey Antelope DVC</p> <p>Team C: Survey Pub Def-Former Rancho, Survey Def-Rancho</p> <p>Team E: Survey FS 79, Pre-Survey FS 132, Pre-Survey 134</p>	<p>Team A: Survey Mental Health-LE sage Complex (3 of 3)</p> <p>Team D: Pre-Survey East Services Agency</p>		
	27	28	29	30	31	1	2	
Week 5			<p>Team B: Pre-Survey DCSS-San Pedro, Pre-Survey DCSS-Altadena</p> <p>Team C: Pre-Survey ISD-Admin HQ (1 of 2)</p> <p>Team E: Survey FS 14, Survey FS 41, Survey FS 60</p>	<p>Team D: Pre-Survey Highland Camrose-Bungalow, Pre-Survey Hollywood Bowl</p>	<p>Team C: Pre-Survey ISD-Admin HQ (2 of 2)</p> <p>Team E: Survey FS 79, Survey FS 132, Survey 134</p>	<p>Team D: Survey East Services Agency</p>		



SACHI A. HAMAI
Chief Executive Officer

County of Los Angeles CHIEF EXECUTIVE OFFICE

Kenneth Hahn Hall of Administration
500 West Temple Street, Room 713, Los Angeles, California 90012
(213) 974-1101
<http://ceo.lacounty.gov>

October 14, 2015

To: Supervisor Michael D. Antonovich, Mayor
Supervisor Hilda L. Solis
Supervisor Mark Ridley-Thomas
Supervisor Sheila Kuehl
Supervisor Don Knabe

From: Sachi A. Hamai
Chief Executive Officer

Board of Supervisors
HILDA L. SOLIS
First District

MARK RIDLEY-THOMAS
Second District

SHEILA KUEHL
Third District

DON KNABE
Fourth District

MICHAEL D. ANTONOVICH
Fifth District

PHASE II BUILDING CONDITION ASSESSMENTS AND ASSET MANAGEMENT DATABASE (ITEM NO.10, AGENDA OF AUGUST 12, 2014)

This is to report the status and progress of the Phase II Deferred Maintenance Building Condition Assessments and Asset Management Database (Project) for the third quarter of 2015.

As of September 30, 2015, AECOM Technical Services Inc. (AECOM) has assessed the condition of 5,073,362 square feet over 347 structures and buildings, which equates to 21 percent of the area included in the agreement. 4.5 million square feet of that total were assessed in the current performance period of June through September 2015, which included facilities operated by the Board of Supervisors, Chief Executive Office (CEO), District Attorney, Children and Family Services, Fire, Mental Health, Probation, Public Health, Public Social Services, and Registrar-Recorder/County Clerk. The increase in the rate of assessed square feet during this period is due to the size and types of the buildings assessed, the increase in the number of field assessment teams starting in May, and the experience AECOM has gained since the inception of the Project. To support the rate of assessments, Internal Services Department (ISD) has allocated additional personnel to coordinate facility access and support field activities.

Assessment Schedule/Scope

In addition to anticipated events and progress of the Project during this performance period, several issues were resolved regarding the schedule and scope of work of the Project. The time between pre-survey interviews and field surveys was increased from one week to two weeks, to provide sufficient time to coordinate team schedules and to accommodate any significant variations in the actual number of structures and square

"To Enrich Lives Through Effective And Caring Service"

**Please Conserve Paper – This Document and Copies are Two-Sided
Intra-County Correspondence Sent Electronically Only**

feet. As reported in June 2015, AECOM and the CEO continue to document the net amount of variances in actual and documented facilities data, to address undocumented structures, to make minor changes in services and deliverables, and to establish a contingency to fund services for undocumented and underestimated structures. In addition, the Board authorized an amendment to the contract to include the assessment of the former MLK-MACC in July 2015.

Database Management and Reporting

Activities to build projects from the various deficiencies identified during assessments and the development of related project reports began in June 2015. In contrast to the deficiency reports, which report the replacement or repair value of a deficient piece of equipment or deteriorated system condition, the Project reports bundle all associated actions and costs to address the deficiencies. Other developments include improvements in calculating system replacement schedules by incorporating information about various regional conditions and their impact on the systems; and improving the flexibility of queries, i.e., increasing the menu of filters and parameters when printing reports. In addition, the CEO requested that AECOM include an ongoing cumulative value of building deficiencies identified to date in its monthly progress reports. As of September 2015, the cumulative total value of deficiencies identified and incorporated into projects approved by AECOM's Quality Assurance/Quality Control teams and costed is \$5.06 million, which represents approximately 70 buildings totaling 270,000 gross square feet.

Since the implementation of the Project, several potential opportunities to access and/or exchange existing data in County systems and the data being gathered as part of the Project have been proposed. Access to geographic data granted to AECOM by the Chief Information Office is greatly benefiting AECOM's coordination and staging of field assessments. Other beneficial data exchanges to keep information current include department systems, such as ISD's maintenance work order system Facilities Asset Management Information System (FAMIS) and CEO Real Estate Division's asset information system, CAMPS. To avoid prematurely documenting system functionality before all functions have been vetted, developed, and incorporated, technical coordination for the transfer of the Asset Management Database (AMD) were paused in August 2015. Discussions and demonstrations with and by the respective system project teams are planned for the month of October to explore the feasibility of an exchange of the aforementioned facility information data, including current proprietorship and area of undocumented buildings and space allocation between the AMD and recently implemented CAMPS system.

Each Supervisor
October 14, 2015
Page 3

For your reference, attached are Monthly Progress Reports for June through September 2015 (Attachments A-1 through A-4).

If you have any questions, please contact Brad Bolger at (213) 974-1360 or email at bbolger@ceo.lacounty.gov.

SAH:TT:BMB
RB:CY:zu

Attachments

c: Executive Office, Board of Supervisors
County Counsel
Internal Services



County of Los Angeles

Deferred Maintenance Program Services Monthly Progress Report - June 2015

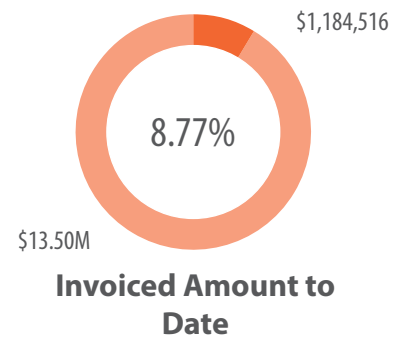
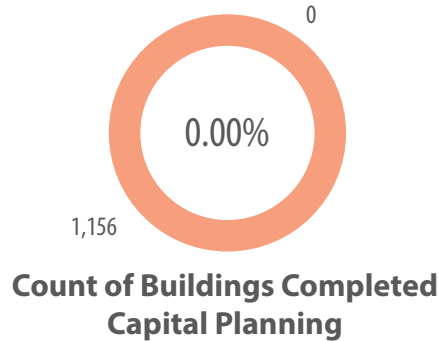
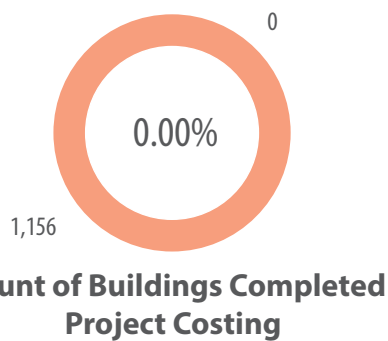
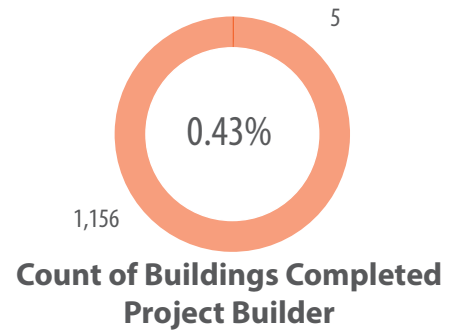
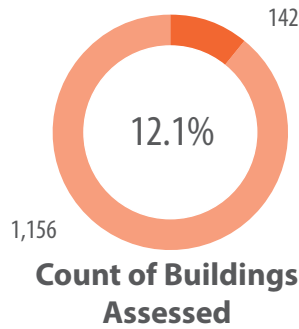
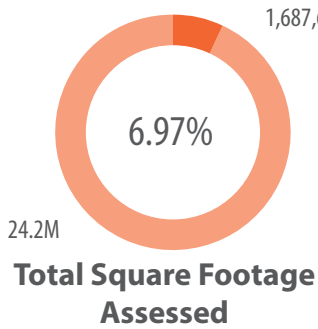


Report Contents

1. Overall Project Snapshot
2. Executive Summary - June 2015
3. Monthly Details - June 2015
4. Issues and Resolutions
5. Next Month's Schedule Outlook

Overall Project Snapshot

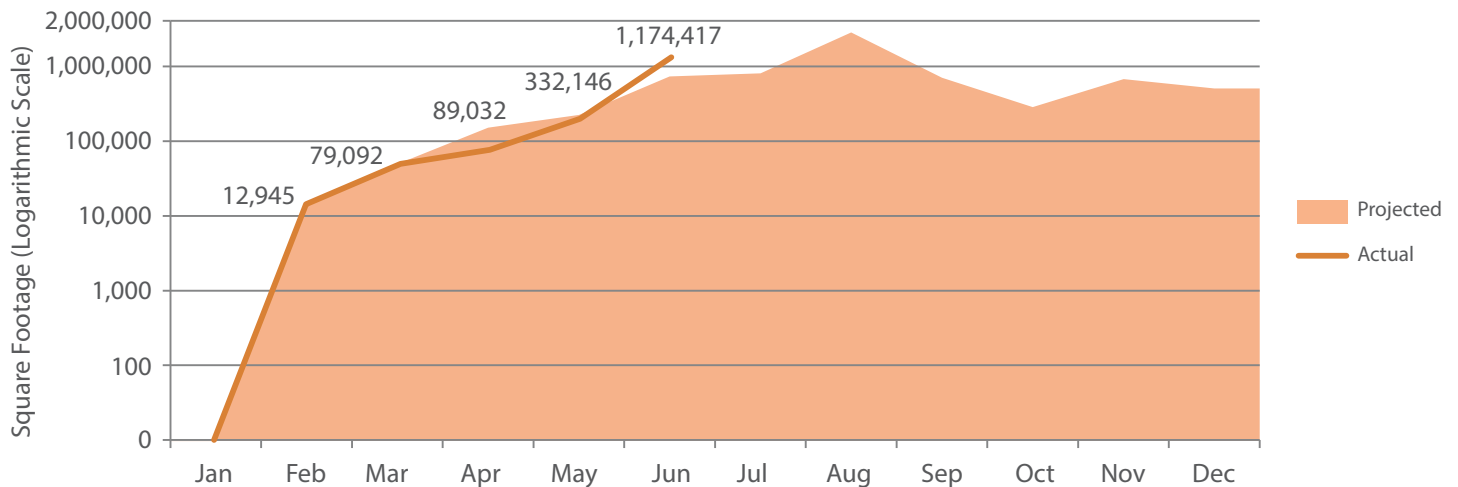
Contract Start Date: 17 October 2014
 Estimated Completion Date: 16 October 2017
 Contract End Date: 16 October 2017
 Contract Value: \$13,500,115



Current Status of County Buildings within All Project Phases

1) Staging:	867	4) Preliminary Analysis:	35	7) Project Costing:	5
2) Pre-Assessment:	66	5) Deficiency Costing:	26	8) Project Approval:	0
3) Assessment:	2	6) Project Building:	73	9) Capital Planning:	0

Assessment Progress Tracking



Executive Summary - June 2015

June was a successful month in terms of square footage assessed, breaking one million square feet for the first time. This was the result of having four concurrent assessment teams mobilized for the entire month, as well as successful scheduling and coordination with county departments. During this month, eight County departments were assessed. Another key event during June was the commencement of Project Builder activities, which bundles corrective building actions into logical groupings, and adds additional supporting construction actions and costs.

Monthly Statistics - June 2015

Square Feet Assessed

Last Month:	332,146
This Month:	1,174,417
Next Month (Projected):	851,404

Count of Buildings Assessed

Last Month:	19
This Month:	38
Next Month (Projected):	34

Dollars Invoiced

Last Month:	\$167,196
This Month:	\$390,259

No. Departments Assessed

Last Month:	5
This Month:	8
Next Month (Projected):	3

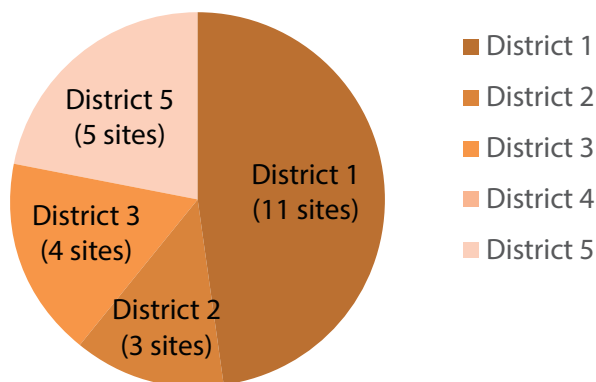
Monthly Report – June 2015

Compared to May, the number of buildings visited in June increased by 90% to 36. Likewise, the amount of square footage increased 350% to approximately 1.2 million square feet. Much of this increase in productivity is attributed to the largest average building size for any month thus far. The average building size in June was nearly 33,000 square feet—doubling the average for the month of May. In total, more square footage was assessed in June than the previous months combined.

Quantity of Buildings Assessed per Building Type - June 2015

During the month of June, the building types assessed were fire stations, office (admin) buildings, health centers, dormitories, recreational buildings, maintenance buildings and an emergency operations center.

Quantity of Sites Assessed per District - June 2015



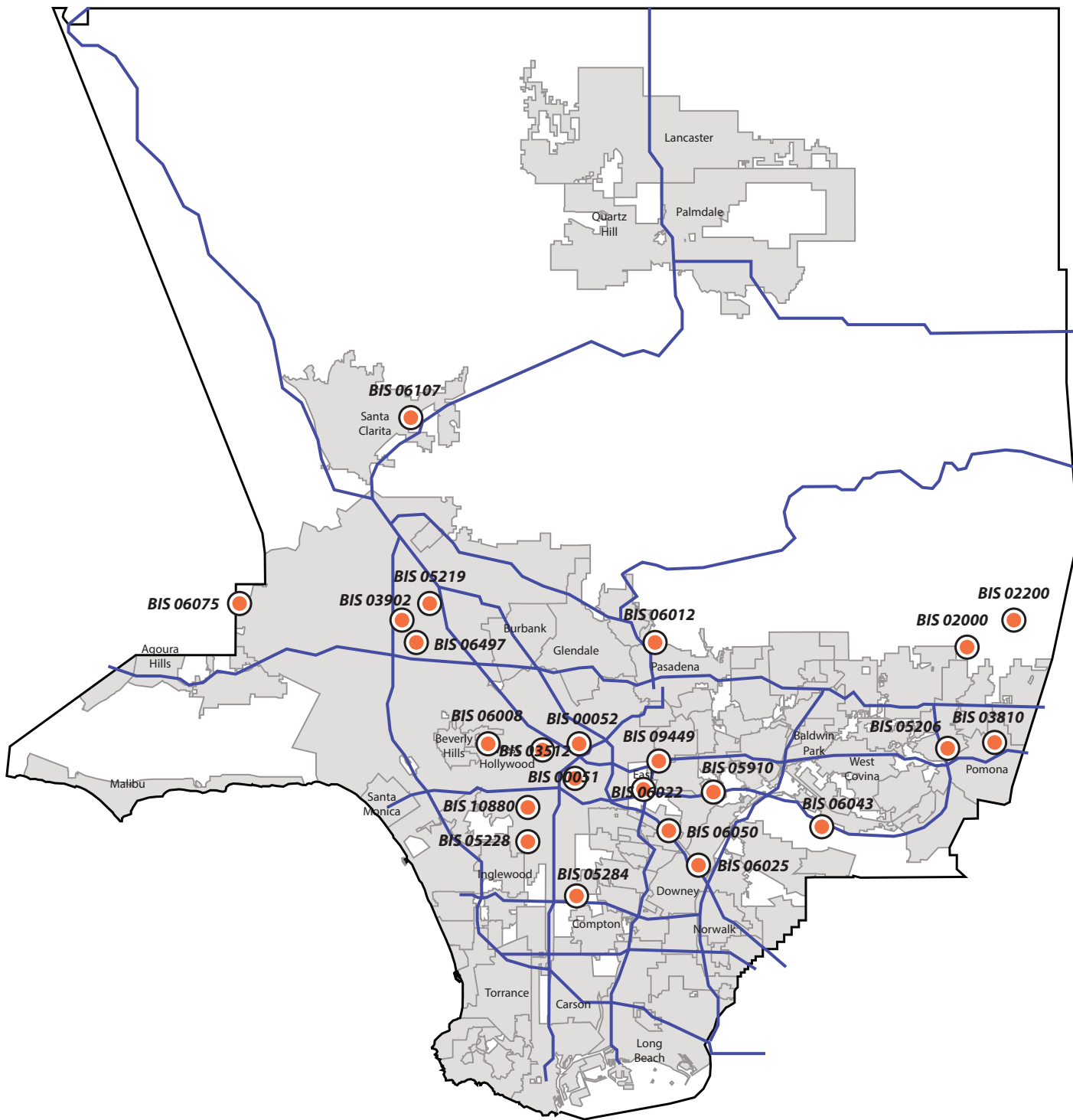
Monthly Key Statistics - June 2015

Total GSF:	1,174,417
Total Building Count:	38
Quantity of Departments:	8
Quantity of Deficiencies:	685
Quantity of Bar Codes:	881
Dollars Invoiced:	\$390,259
Percent Completed:	2.89%

List of Assessed Sites - June 2015

Site Sequence	Date	Department	BIS	Site Name	LACO	GSF	Deficiency Quantity	Barcode Quantity
1	6/1/2015	Mental Health	03512	Mental Health Le Sage Complex Tower	X550	171,651	84	86
2	6/1/2015	Probation	03902	East San Fernando Valley Area Office	4705	15,825	15	Follow-up visit req'd
3	6/1/2015	Public Social Services	05206	Pomona WS District Office	D602	54,265	15	44
4	6/2/2015	FireDept.	06012	Fire Station 12	3463	2,496	25	8
5	6/2/2015	FireDept.	06025	Fire Station 25	4746	2,848	12	8
6	6/3/2015	Probation	02200	Camp Afflerbaugh	3179, 4388, 4389, 4390, 4391, 4392, 4394	46,140	In prelim. analysis	In prelim. analysis
7	6/3/2015	Public Social Services	05219	East Valley District Office	D310	96,360	35	45
8	6/4/2015	FireDept.	06022	Fire Station 22	X247	2,355	20	8
9	6/4/2015	FireDept.	06050	Fire Station 50	X245	3,310	25	11
10	6/4/2015	Probation	02000	Camp Paige	4383, 4384, 4385, 4386	24,067	In prelim. analysis	In prelim. analysis
11	6/15/2015	Public Health	03810	Pomona Public Health Center	5307	15,980	55	36
12	6/15/2015	Public Social Services	10880	The Adams & Grand Building	6518	215,439	79	126
13	6/16/2015	Chief Executive Office	09449	Emergency Operations Center	X205, X249	36,000	26	181
14	6/16/2015	FireDept.	06008	Fire Station 8	3440	8,843	26	28
15	6/16/2015	FireDept.	06043	Fire Station 43	5156	5,571	21	19
16	6/17/2015	Public Health	00051	Central District Public Health Center	5546	60,924	38	58
17	6/18/2015	FireDept.	06075	Fire Station 75	A385	2,000	21	11
18	6/18/2015	FireDept.	06107	Fire Station 107	4691	3,892	40	17
19	6/19/2015	Public Social Services	05284	South Central District Office	5721	51,991	34	64
20	6/29/2015	FireDept.	05910	Fire Admin HQ	3452, Y744, T557, 3704	53,828	58	77
21	6/29/2015	Public Social Services	00052	Central Public Health Center	5456	221,359	Still assessing	Still assessing
22	6/29/2015	Public Social Services	05228	Exposition Park Building	Y150	66,484	37	31
23	6/30/2015	Registrar-Recorder	06497	Van Nuys Admin Center	5273	9,849	19	23
Totals					38 bldgs.	1,174,417	685	881

Map of Assessed Sites - June 2015



Schedule Adjustments - June 2015

There were slight scheduling adjustments during the month of June. The first centered on the assessment of the County's Emergency Operations Center, which had special access requirements. The field teams completed their tasks on time.

Another slight change was the assessment of the Fire Administration Headquarters. The original schedule was amended to include all the buildings on site, rather than exclusively the administrative building. The second half of this assessment will occur in July.

Specific sites, originally scheduled during July, that were complex from an occupancy perspective were deferred until later, as directed by the CEO: the Central Arraignment Court, Valencia Civic Center and West Covina Health Center.

List of Key Project Events during June 2015

- 06/01/2015 - Survey Mental Health HQ (1 of 3), DPSS Pomona, and Probation East San Fernando Valley office
- 06/02/2015 - Survey FS 12 and FS 25
- 06/03/2015 - Survey Mental Health HQ (2 of 3), DPSS Lanark (1 of 2), Camp Afflerbaugh/Paige
- 06/03/2015 - Data coordination conference call with ISD IT group
- 06/04/2015 - Survey Camp Afflerbaugh/Paige, FS 22 and FS 50
- 06/04/2015 - Project web portal demonstration (QA workflow) with ISD
- 06/05/2015 - Survey Mental Health HQ (3 of 3), DPSS Lanark (2 of 2)
- 06/08/2015 - Pre-survey Pomona Health Center Pre-survey DPSS Metro Family (1,2 of 4)
- 06/09/2015 - Pre-Survey Emergency Operations Center (1 of 2), Pre-survey FS 8 and FS 43
- 06/10/2015 - Pre-survey DHS Admin Building (LACO 5456) Team B: Pre-survey DPSS Metro Family (3,4 of 4)
- 06/11/2015 - Pre-Survey Emergency Operations Center (2 of 2), Pre-survey FS 107 and FS 75
- 06/11/2015 - Bi-weekly call
- 06/15/2015 - Survey Pomona Health Center, Survey DPSS Metro Family (1 of 4)
- 06/15/2015 - Memo issued to field teams about guidance for text for building system summaries
- 06/16/2015 - Survey DPSS Metro Family (2 of 4), Survey Emergency Operations Center(1 of 2), Survey FS 8 and FS 43
- 06/17/2015 - Survey Comm. Health Services Administration and DPSS Metro Family (3 of 4)
- 06/17/2015 - Received ISD IT existing operating system framework
- 06/18/2015 - Survey DPSS Metro Family (4 of 4), Emergency Operations Center (2 of 2), Survey FS 107 and Survey FS 75
- 06/19/2015 - Survey DPSS South Central
- 06/22/2015 - Pre-survey DHS Admin (1 of 4) and Probation Placement Srvcs (1 of 2)
- 06/22/2015 - Central arraignment court tentatively removed from schedule (6/6 and 6/13)
- 06/23/2015 - Pre-Survey Van Nuys Admin Center, Probation Srvcs (2 of 2), and Klinger Fire Department HQ Admin (1 of 2)
- 06/24/2015 - Pre-survey DHS Admin (2 of 4), and Klinger Fire Department HQ Admin (2 of 2)
- 06/25/2015 - Pre-survey DHS Admin (3 of 4), Survey Klinger Fire Department HQ Admin (1 of 2)
- 06/25/2015 - Bi-weekly call
- 06/25/2015 - CEO directs AECOM to remove Valencia Civic Center from schedule
- 06/26/2015 - Pre-survey DHS Admin (4 of 4)
- 06/29/2015 - Survey DHS Admin (1 of 4), Survey Probation Srvcs (1 of 2)
- 06/29/2015 - BIS 03927 West Covina Health Center pre-assessment (originally 7/1) is cancelled per CEO direction
- 06/30/2015 - Team A: Survey DHS Admin (2 of 4), Van Nuys Admin Center and Probation Srvcs (2 of 2)

Project Issues and Resolutions

Previously the schedule allotted one-week between commencing the pre-survey and starting the full survey of each facility to coordinate assessment documentation and loading site data into the web database. In certain cases where undocumented buildings were found, this timeframe was found to be too brief to coordinate and adjust the field teams' assessment schedule, and confirm with the CEO that undocumented buildings should be added to the assessment list. Therefore, starting in July, the schedule has been readjusted to create a two-week coordination period. This will allow the county ample time to decide whether certain buildings should be assessed, as well as allow the field teams to adjust staffing requirements with ample notice. This adjustment represents a net increase in assessment intensity for the months of July and August.

The East San Fernando Valley Probation Office was experiencing an upgrade of its mechanical systems during the initial building assessment, and therefore was not able to barcode certain equipment that was not yet installed. A follow-up visit will be scheduled upon completion of the mechanical upgrade.

Project Expectations for July 2015

The schedule for July has teams visiting a number of fire camps: Camp 13, Camp 19 and Challenger Youth Camp. Access to these sites have been coordinated. During the course of this program, suburban/rural sites tend to contain one or more undocumented buildings. The field teams will be prepared to process any undocumented buildings at this type of site. Additionally, the teams are expected to cover nearly as much square footage as the month of June because of a large average building size overall.

Anticipated Schedule Adjustments for July 2015

During July field teams will visit the Hall of Records and Hall of Administration, among the two largest buildings within the deferred maintenance program. Each of these buildings will be multi-day tasks for the field teams. The schedule has been calculated by assuming a standard rate of square footage per day. With the high number of small, subdivided rooms, the actual rate of assessment may be somewhat different. It is possible the teams may finish their tasks in fewer days. On the other hand, depending on the types of equipment encountered, the teams may need an additional day or two beyond what is currently scheduled. The teams will ensure CEO and ISD are kept informed of the progress throughout.

Anticipated Project Events during July 2015

07/01/2015 - A: Survey BIS: 00052, DHS Admin (3 of 4), Address: 313 N FIGUEROA ST, Los Angeles

C: Pre-survey BIS: 09086, Challenger Youth Camp (1,2 of 5), Address: 5300 W AVE I, Lancaster

D: Pre-survey BIS: 01230, Camp 19 (1, 2 of 4), Address: 22550 EAST FORK RD, Azusa

07/02/2015 - A: Survey BIS: 00052, DHS Admin (4 of 4), Address: 313 N FIGUEROA ST, Los Angeles

C: Pre-survey BIS: 09086, Challenger Youth Camp (3, 4 of 5), Address: 5300 W AVE I, Lancaster

D: Pre-survey BIS: 01230, Camp 19 (3, 4 of 4), Address: 22550 EAST FORK RD, Azusa

07/06/2015 - C: Pre-survey BIS: 09086, Challenger Youth Camp (5 of 5), Address: 5300 W AVE I, Lancaster

D: Pre-survey BIS: 01830, Fire Camp 13 (1 of 3), Address: 1250 S ENCINAL CANYON RD, Malibu

07/07/2015 - A: Pre-survey BIS: 00045, Hall of Records (1,2 of 6), Address: 320 W TEMPLE ST, Los Angeles

C: Pre-survey BIS: 04052, 04054, 04055, Probation Headquarters (1, 2 of 6), Address: 9150 E IMPERIAL HWY, Downey

D: Pre-survey BIS: 01830, Fire Camp 13 (2 of 3), Address: 1250 S ENCINAL CANYON RD, Malibu

07/08/2015 - A: Pre-survey BIS: 00045, Hall of Records (3,4 of 6), Address: 320 W TEMPLE ST, Los Angeles

C: Pre-survey BIS: 04052, 04054, 04055, Probation Headquarters (3,4 of 6), Address: 9150 E IMPERIAL HWY, Downey

D: Pre-survey BIS: 01830, Fire Camp 13 (3 of 3), Address: 1250 S ENCINAL CANYON RD, Malibu

07/09/2015 - Bi-weekly call, June Monthly Report due

07/09/2015 - A: Pre-survey BIS: 00045, Hall of Records (5,6 of 6), Address: 320 W TEMPLE ST, Los Angeles

C: Pre-survey BIS: 04052, 04054, 04055, Probation Headquarters (5,6 of 6), Address: 9150 E IMPERIAL HWY, Downey

07/13/2015 - A: Survey BIS: 00045, Hall of Records (1 of 6) , Address: 320 W TEMPLE ST, Los Angeles
C: Survey BIS: 09086, Challenger Youth Camp (1 of 5), Address: 5300 W AVE I, Lancaster
D: Survey BIS: 01230, Camp 19 (1 of 4), Address: 22550 EAST FORK RD, Azusa

07/14/2015 - A: Survey BIS: 00045, Hall of Records (2 of 6) , Address: 320 W TEMPLE ST, Los Angeles
C: Survey BIS: 09086, Challenger Youth Camp (2 of 5), Address: 5300 W AVE I, Lancaster
D: Survey BIS: 01230, Camp 19 (2 of 4), Address: 22550 EAST FORK RD, Azusa

07/15/2015 - D: Survey BIS: 01230, Camp 19 (3 of 4), Address: 22550 EAST FORK RD, Azusa

07/16/2015 - A: Survey BIS: 00045, Hall of Records (3 of 6) , Address: 320 W TEMPLE ST, Los Angeles
C: Survey BIS: 09086, Challenger Youth Camp (3 of 5), Address: 5300 W AVE I, Lancaster
D: Survey BIS: 01230, Camp 19 (4 of 4), Address: 22550 EAST FORK RD, Azusa

07/20/2015 - A: Survey BIS: 00045, Hall of Records (4 of 6) , Address: 320 W TEMPLE ST, Los Angeles
C: Survey BIS: 09086, Challenger Youth Camp (4 of 5), Address: 5300 W AVE I, Lancaster
D: Survey BIS: 01830, Fire Camp 13 (1 of 3), Address: 1250 S ENCINAL CANYON RD, Malibu

07/21/2015 - A: Survey BIS: 00045, Hall of Records (5 of 6) , Address: 320 W TEMPLE ST, Los Angeles
C: Survey BIS: 09086, Challenger Youth Camp (5 of 5), Address: 5300 W AVE I, Lancaster
D: Survey BIS: 01830, Fire Camp 13 (2 of 3), Address: 1250 S ENCINAL CANYON RD, Malibu

07/22/2015 - A: Survey BIS: 00045, Hall of Records (6 of 6) , Address: 320 W TEMPLE ST, Los Angeles
D: Survey BIS: 01830, Fire Camp 13 (3 of 3), Address: 1250 S ENCINAL CANYON RD, Malibu

07/23/2015 - D: Survey BIS: 05910, Klinger Admin. (FD) (2 of 2), Address: 1320 N EASTERN AVE, Los Angeles

07/23/2015 - Bi-weekly call

07/27/2015 - A: Pre-survey BIS: 00039, Hall of Admin (1,2 of 12) , Address: 500 W TEMPLE ST, Los Angeles
D: Pre-survey BIS: 06073, Fire Station 73, Address: 24875 SAN FERNANDO RD, Santa Clarita
D: Pre-survey BIS: 06123, Fire Station 123, Address: 26321 N SAND CANYON RD, Santa Clarita

07/28/2015 - A: Pre-survey BIS: 00039, Hall of Admin (3,4 of 12) , Address: 500 W TEMPLE ST, Los Angeles
C: Pre-survey BIS: 00480 Central Juvenile Hall & Court (1,2 of 6), Address: 1605 EASTLAKE AVE, Los Angeles
D: Pre-survey BIS: 06066, Fire Station 66, Address: 2764 E EATON CANYON DR, Pasadena
D: Pre-survey BIS: 06074, Fire Station 74, Address: 12587 DEXTER PARK RD, San Fernando
D: Pre-survey BIS: 06085, Fire Station 85, Address: 650 E GLADSTONE ST, Glendora

07/29/2015 - A: Pre-survey BIS: 00039, Hall of Admin (5,6 of 12) , Address: 500 W TEMPLE ST, Los Angeles
B: Pre-survey BIS: 06102, Fire Station 102, Address: 2040 SUMNER AVE, Claremont
B: Pre-survey BIS: 06146, Fire Station 146, Address: 20604 E LOYALTON DR, Walnut
C: Pre-survey BIS: 00480 Central Juvenile Hall & Court (3,4 of 6), Address: 1605 EASTLAKE AVE, Los Angeles
D: Pre-survey BIS: 06076, Fire Station 76, Address: 27223 HENRY MAYO DR, Valencia
D: Pre-survey BIS: 06126, Fire Station 126, Address: 26320 CITRUS ST, Santa Clarita
D: Pre-survey BIS: 06132, Fire Station 132, Address: 29310 SAND CANYON RD, Santa Clarita

07/30/2015 - A: Pre-survey BIS: 00039, Hall of Admin (7,8 of 12) , Address: 500 W TEMPLE ST, Los Angeles
B: Pre-survey BIS: 06103, Fire Station 103, Address: 7300 S PARAMOUNT BLVD, Pico Rivera
B: Pre-survey BIS: 06165, Fire Station 165, Address: 3255 SATURN AVE, Huntington Park
C: Pre-survey BIS: 00480 Central Juvenile Hall & Court (5,6 of 6), Address: 1605 EASTLAKE AVE, Los Angeles
D: Pre-survey BIS: 06081, Fire Station 81, Address: 8710 SIERRA HWY, Agua Dulce
D: Pre-survey BIS: 06149, Fire Station 149, Address: 31770 RIDGE ROUTE RD, Castaic
D: Pre-survey BIS: 05954, Fire Saugus Forestry Unit, Address: 28750 N BOUQUET CANYON RD, Saugus



County of Los Angeles

Deferred Maintenance Program Services Monthly Progress Report - July 2015

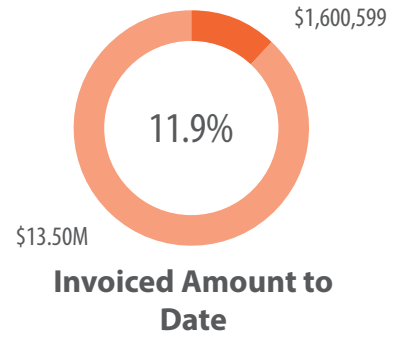
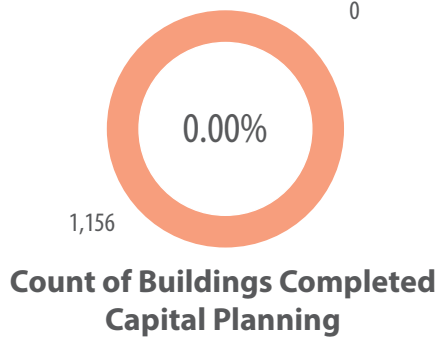
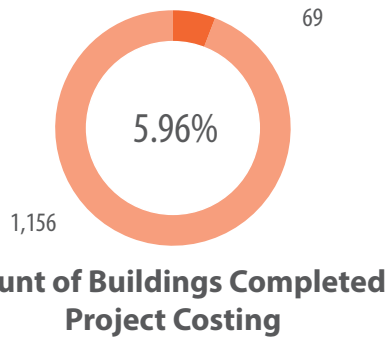
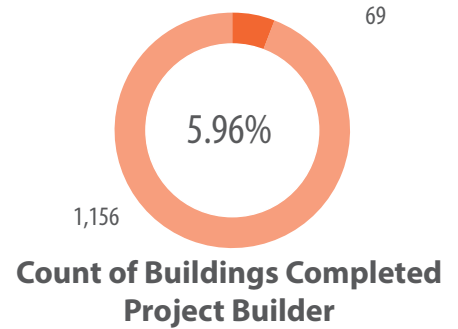
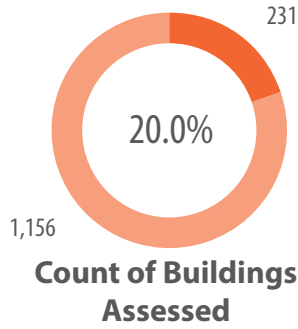
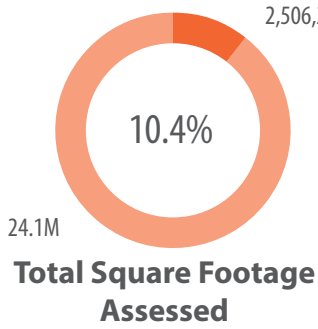


Report Contents

1. Overall Project Snapshot
2. Executive Summary - July 2015
3. Monthly Details - July 2015
4. Issues and Resolutions
5. Next Month's Schedule Outlook

Overall Project Snapshot

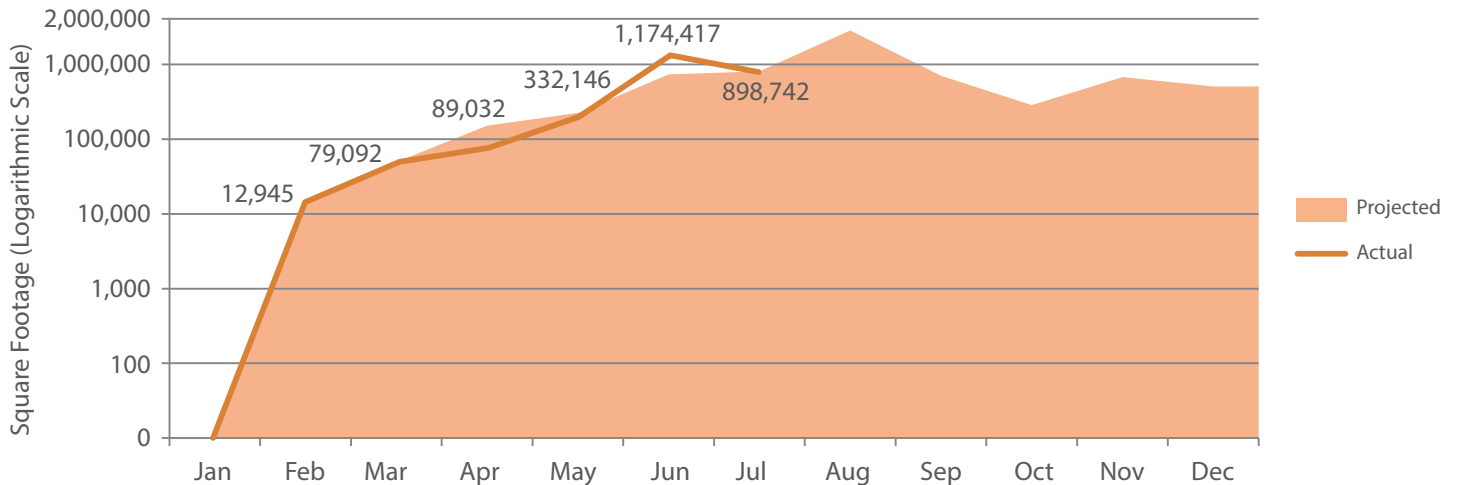
Contract Start Date: 17 October 2014
 Estimated Completion Date: 16 October 2017
 Contract End Date: 16 October 2017
 Contract Value: \$13,500,115



Current Status of County Buildings within All Project Phases

1) Staging:	794	4) Preliminary Analysis:	95	7) Project Costing:	0
2) Pre-Assessment:	79	5) Deficiency Costing:	21	8) Project Approval:	69
3) Assessment:	31	6) Project Building:	33	9) Capital Planning:	0

Assessment Progress Tracking



Executive Summary - July 2015

July was another successful month in terms of square footage assessed, at over 900,000 square feet. Large buildings, such as the Hall of Records were visited at the same time as rural, multi-building sites. This month is representative of the efficiency realized with effective inter-departmental coordination and the uninterrupted mobilization of four veteran assessment teams. Other key project activities included further development of user interfaces for Project Builder, Service Life Tracking for Building Systems and Capital Planning.

Monthly Statistics - July 2015

Square Feet Assessed

Last Month:	1,174,417
This Month:	898,742
Next Month (Projected):	1,700,000

Count of Buildings Assessed

Last Month:	38
This Month:	89
Next Month (Projected):	57

Dollars Invoiced

Last Month:	\$390,259
This Month:	\$416,084

No. Departments Assessed

Last Month:	8
This Month:	4
Next Month (Projected):	3

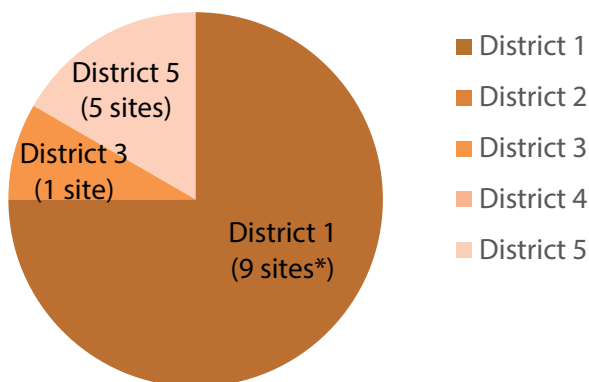
Monthly Report – July 2015

The month of June was the most intense month of assessments thus far with 89 buildings being assessed, nearly a 250% increase over the previous month. The majority of buildings during June were relatively small structures found on rural campuses. However, the bulk of the square footage was from the Hall of Records, which alone comprised almost half of the monthly square footage. Overall, the average building size this month was just over 10,000 square feet. The Hall of Records presented somewhat of a challenge in terms of access, due to the eclectic variety of departmental occupancy. Nevertheless, this assessment was completed on time thanks to ISD coordination.

Quantity of Buildings Assessed per Building Type - July 2015

During the month of July, the building types assessed were fire stations, supporting mechanical buildings and office buildings of varying size.

Quantity of Sites Assessed per District - July 2015



*8 of 9 "sites" as tracked by BIS are at Fire HQ

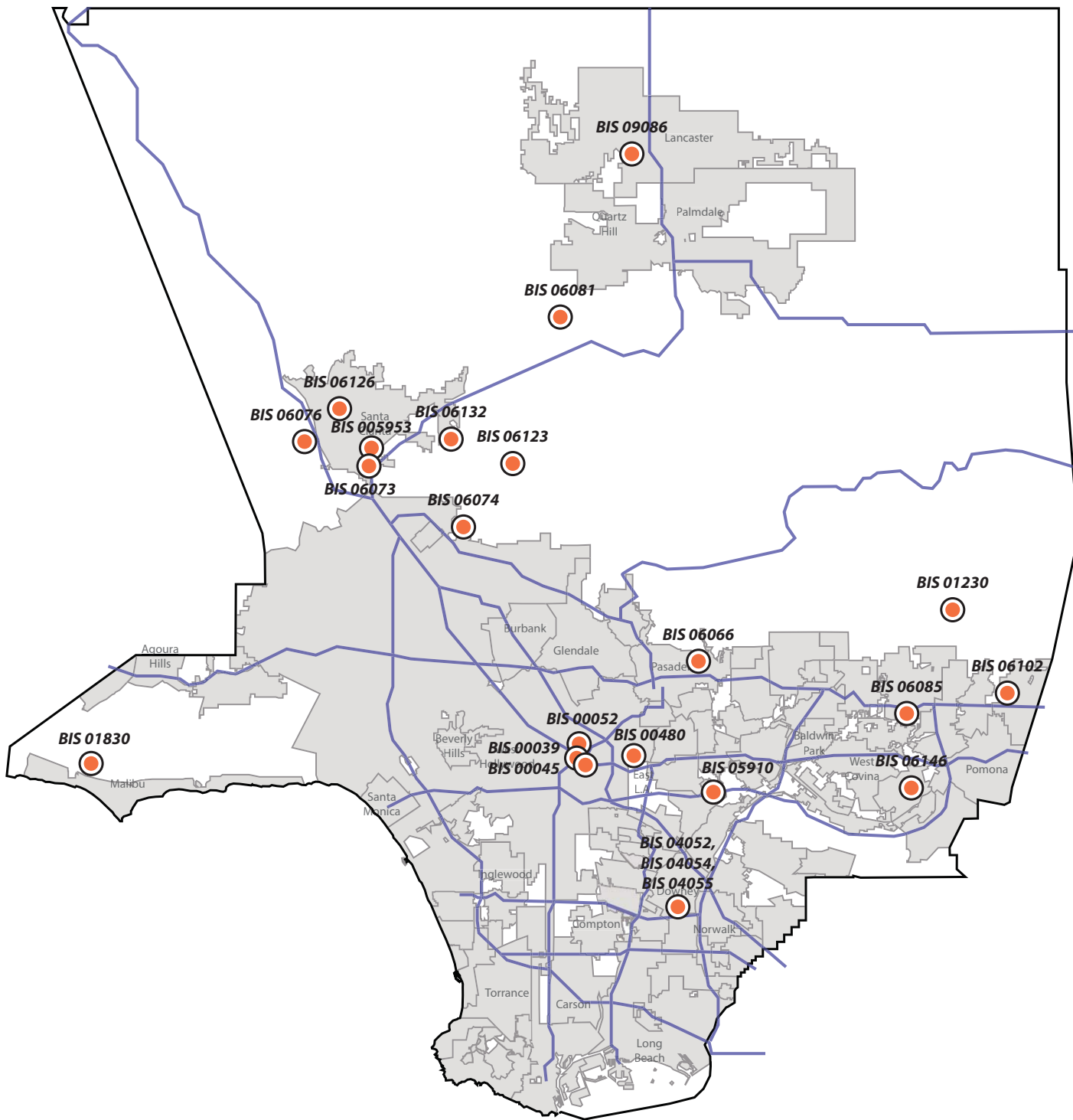
Monthly Key Statistics - July 2015

Total GSF:	898,742
Total Building Count:	89
Quantity of Departments:	4
Quantity of Deficiencies:	(uncalculated)
Quantity of Bar Codes:	(uncalculated)
Dollars Invoiced:	\$416,084
Percent Completed:	3.08%

List of Assessed Sites - July 2015

#	Date	Department	BIS	Site Name	LACO	GSF	Deficiency Quantity	Barcode Quantity
1	7/1/15	Public Social Services	10885	DPSS- Metro Special District Office	5353	115,242	(data audit)	(data audit)
2	7/13/15	DA Administration	00045	Hall of Records	0156	438,095	(data audit)	(data audit)
3	7/13/15	Fire Department	01230	Fire Camp 19	2932, 2934, 2935, 2936, 2937, 2938, 2939, 2940, 2932- 1, 2932-2, 2932-3, 2932-4, 2932-5, 2932-6, 2932-7, 2932-8, 2934-1	30,422	(data audit)	(data audit)
4	7/13/15	Probation	09086	Challenger Youth Center	5300, 5301, Y015, Y213, 5302, 5303, 5310, 5311, 5312, 5313, 5314, 5315, 5323, 5322, 5317, 5320, 5300-3	232,386	(data audit)	(data audit)
5	7/20/15	Fire Department	01830	Fire Camp 13	3568, 4965, X634, 3576, 3572, 3569, 3573, 3568-1, 3568-2, 3568-3, 3568-4, 3568-5, 3568-7, 3568-8, 3568-9, 3569-1, 3569-2, 3569-3, 3572-1, 3572-2, 3572-3, 3572-4, 3573-1, 3573-2, 3573-3, 3573-4, X634-1, 4965-1, 4965-3, 3576-1, 3576-3, 3576-4, 3576-6, 3576-8, 3576-9, 3576-11, 3576-15, 3576-16, 3576-17, 3576-18, 3576-19, 3576-20, 3576-21	38,936	(data audit)	(data audit)
6	7/23/15	Fire Department	00195	Fire Headquarters Communication Tower	6158	2,613	(data audit)	(data audit)
7	7/23/15	Fire Department	05912	Fire Cavity Shed	X013	226	(data audit)	(data audit)
8	7/23/15	Fire Department	05914	Fire Headquarters (FCCF)	X007, T594	33,440	(data audit)	(data audit)
9	7/23/15	Fire Department	05915	Water and Pressure Tanks	Y748, Y749, Y750	0	(data audit)	(data audit)
10	7/23/15	Fire Department	05916	Fire Combat Training Tower	Y746	3,047	(data audit)	(data audit)
11	7/23/15	Fire Department	05917	Fire Oil Storage and Compressor Building	Y747	316	(data audit)	(data audit)
12	7/23/15	Fire Department	05919	Fire Pumper Test and Storage Building	5289	4,019	(data audit)	(data audit)
Totals					89 bldgs.	898,742	--	--

Map of Sites Visited (Assessment and Pre-assessment) - July 2015



Schedule Adjustments - July 2015

There were slight scheduling adjustments during the month of July. The first centered on the West Covina Health Center. This building is physically located within a courthouse building, which is not within the scope of work. The County advised AECOM to postpone this assessment until the occupancy specifics can be ascertained. Next, the teams returned to the Fire Department Headquarters site to complete assessments that began in June. This adjustment was made for efficiency after this site was discovered to comprise eight BIS (site) numbers. At Camp 13 numerous buildings were discovered that were not included in the original scope for the project. The resulting extra buildings prompted the field team to remain on site longer than expected. Camp 19 encountered additional buildings as well. Finally, on July 31st the field teams did not assess Fire Station 149 due to additional out of scope buildings encountered earlier in the day at the site of the Saugus Fire Unit.

List of Key Project Events during July 2015

- 07/01/2015 - A: Survey BIS: 00052, DHS Admin (3 of 4), Address: 313 N FIGUEROA ST, Los Angeles
 C: Pre-survey BIS: 09086, Challenger Youth Camp (1,2 of 5), Address: 5300 W AVE I, Lancaster
 D: Pre-survey BIS: 01230, Camp 19 (1, 2 of 4), Address: 22550 EAST FORK RD, Azusa
- 07/02/2015 - A: Survey BIS: 00052, DHS Admin (4 of 4), Address: 313 N FIGUEROA ST, Los Angeles
 C: Pre-survey BIS: 09086, Challenger Youth Camp (3, 4 of 5), Address: 5300 W AVE I, Lancaster
 D: Pre-survey BIS: 01230, Camp 19 (3, 4 of 4), Address: 22550 EAST FORK RD, Azusa
- 07/06/2015 - C: Pre-survey BIS: 09086, Challenger Youth Camp (5 of 5), Address: 5300 W AVE I, Lancaster
 D: Pre-survey BIS: 01830, Fire Camp 13 (1 of 3), Address: 1250 S ENCINAL CANYON RD, Malibu
- 07/07/2015 - A: Pre-survey BIS: 00045, Hall of Records (1,2 of 6), Address: 320 W TEMPLE ST, Los Angeles
 C: Pre-survey BIS: 04052, 04054, 04055, Probation Headquarters (1, 2 of 6), Address: 9150 E IMPERIAL HWY, Downey
 D: Pre-survey BIS: 01830, Fire Camp 13 (2 of 3), Address: 1250 S ENCINAL CANYON RD, Malibu
- 07/07/2015 - Pre-survey and survey dates for FS 132 updated
- 07/08/2015 - A: Pre-survey BIS: 00045, Hall of Records (3,4 of 6), Address: 320 W TEMPLE ST, Los Angeles
 C: Pre-survey BIS: 04052, 04054, 04055, Probation Headquarters (3,4 of 6), Address: 9150 E IMPERIAL HWY, Downey
 D: Pre-survey BIS: 01830, Fire Camp 13 (3 of 3), Address: 1250 S ENCINAL CANYON RD, Malibu
- 07/09/2015 - A: Pre-survey BIS: 00045, Hall of Records (5,6 of 6), Address: 320 W TEMPLE ST, Los Angeles
 C: Pre-survey BIS: 04052, 04054, 04055, Probation Headquarters (5,6 of 6), Address: 9150 E IMPERIAL HWY, Downey
- 07/09/2015 - Bi-weekly call, June Monthly Report issued
- 07/13/2015 - A: Survey BIS: 00045, Hall of Records (1 of 6) , Address: 320 W TEMPLE ST, Los Angeles
 C: Survey BIS: 09086, Challenger Youth Camp (1 of 5), Address: 5300 W AVE I, Lancaster
 D: Survey BIS: 01230, Camp 19 (1 of 4), Address: 22550 EAST FORK RD, Azusa
- 07/14/2015 - A: Survey BIS: 00045, Hall of Records (2 of 6) , Address: 320 W TEMPLE ST, Los Angeles
 C: Survey BIS: 09086, Challenger Youth Camp (2 of 5), Address: 5300 W AVE I, Lancaster
 D: Survey BIS: 01230, Camp 19 (2 of 4), Address: 22550 EAST FORK RD, Azusa
- 07/15/2015 - D: Survey BIS: 01230, Camp 19 (3 of 4), Address: 22550 EAST FORK RD, Azusa
- 07/16/2015 - A: Survey BIS: 00045, Hall of Records (3 of 6) , Address: 320 W TEMPLE ST, Los Angeles
 C: Survey BIS: 09086, Challenger Youth Camp (3 of 5), Address: 5300 W AVE I, Lancaster
 D: Survey BIS: 01230, Camp 19 (4 of 4), Address: 22550 EAST FORK RD, Azusa
- 07/20/2015 - A: Survey BIS: 00045, Hall of Records (4 of 6) , Address: 320 W TEMPLE ST, Los Angeles
 C: Survey BIS: 09086, Challenger Youth Camp (4 of 5), Address: 5300 W AVE I, Lancaster
 D: Survey BIS: 01830, Fire Camp 13 (1 of 3), Address: 1250 S ENCINAL CANYON RD, Malibu
- 07/21/2015 - A: Survey BIS: 00045, Hall of Records (5 of 6) , Address: 320 W TEMPLE ST, Los Angeles
 C: Survey BIS: 09086, Challenger Youth Camp (5 of 5), Address: 5300 W AVE I, Lancaster

List of Key Project Events during July 2015 (continued)

- D: Survey BIS: 01830, Fire Camp 13 (2 of 3), Address: 1250 S ENCINAL CANYON RD, Malibu
- 07/22/2015 - A: Survey BIS: 00045, Hall of Records (6 of 6) , Address: 320 W TEMPLE ST, Los Angeles
- D: Survey BIS: 01830, Fire Camp 13 (3 of 3), Address: 1250 S ENCINAL CANYON RD, Malibu
- 07/23/2015 - D: Survey BIS: 05910, Klinger Admin. (FD) (2 of 2), Address: 1320 N EASTERN AVE, Los Angeles
- 07/23/2015 - Bi-weekly call
- 07/24/2015 - Website walkthrough and service life strategy overview with CEO
- 07/27/2015 - A: Pre-survey BIS: 00039, Hall of Admin (1,2 of 12) , Address: 500 W TEMPLE ST, Los Angeles
- D: Pre-survey BIS: 06073, Fire Station 73, Address: 24875 SAN FERNANDO RD, Santa Clarita
- D: Pre-survey BIS: 06123, Fire Station 123, Address: 26321 N SAND CANYON RD, Santa Clarita
- 07/28/2015 - A: Pre-survey BIS: 00039, Hall of Admin (3,4 of 12) , Address: 500 W TEMPLE ST, Los Angeles
- C: Pre-survey BIS: 00480 Central Juvenile Hall & Court (1,2 of 6), Address: 1605 EASTLAKE AVE, Los Angeles
- D: Pre-survey BIS: 06066, Fire Station 66, Address: 2764 E EATON CANYON DR, Pasadena
- D: Pre-survey BIS: 06074, Fire Station 74, Address: 12587 DEXTER PARK RD, San Fernando
- D: Pre-survey BIS: 06085, Fire Station 85, Address: 650 E GLADSTONE ST, Glendora
- 07/29/2015 - A: Pre-survey BIS: 00039, Hall of Admin (5,6 of 12) , Address: 500 W TEMPLE ST, Los Angeles
- B: Pre-survey BIS: 06102, Fire Station 102, Address: 2040 SUMNER AVE, Claremont
- B: Pre-survey BIS: 06146, Fire Station 146, Address: 20604 E LOYALTON DR, Walnut
- C: Pre-survey BIS: 00480 Central Juvenile Hall & Court (3,4 of 6), Address: 1605 EASTLAKE AVE, Los Angeles
- D: Pre-survey BIS: 06076, Fire Station 76, Address: 27223 HENRY MAYO DR, Valencia
- D: Pre-survey BIS: 06126, Fire Station 126, Address: 26320 CITRUS ST, Santa Clarita
- D: Pre-survey BIS: 06132, Fire Station 132, Address: 29310 SAND CANYON RD, Santa Clarita
- 07/30/2015 - A: Pre-survey BIS: 00039, Hall of Admin (7,8 of 12) , Address: 500 W TEMPLE ST, Los Angeles
- B: Pre-survey BIS: 06103, Fire Station 103, Address: 7300 S PARAMOUNT BLVD, Pico Rivera
- B: Pre-survey BIS: 06165, Fire Station 165, Address: 3255 SATURN AVE, Huntington Park
- C: Pre-survey BIS: 00480 Central Juvenile Hall & Court (5,6 of 6), Address: 1605 EASTLAKE AVE, Los Angeles
- D: Pre-survey BIS: 06081, Fire Station 81, Address: 8710 SIERRA HWY, Agua Dulce
- D: Pre-survey BIS 05954, Fire Saugus Forestry, Address: 28750 N BOUQUET CANYON RD, Saugus

Project Issues and Resolutions

Encountering out of scope buildings is a common ongoing issue for the project. Rural campus sites, such as Camps 13 and 19, represent the most common situation where new buildings are discovered. The status of certain buildings at Camp 13 was particularly unclear, since some buildings are represented as being owned by the State of California, yet are maintained by the County. The assessment teams completed the assessments for buildings within scope, but, will return to the camp at a later time to assess the additional buildings. AECOM will coordinate with the CEO about the specifics of each building in question.

At multi-tenant buildings, granting field team access to all spaces has been somewhat of a challenge at the largest and most complex County facilities. Examples include the Emergency Operations Center, Hall of Records and Hall of Administration. Naturally, communicating with all the departments involved is a challenging task where multiple points of contact are involved. AECOM and ISD are working together to help streamline this coordination.

Project Expectations for August 2015

The month of August is scheduled to be the most intense month yet, in terms of square footage. This sharp increase is mainly due to the assessment of the Hall of Administration, which is the County's largest building within the scope of the deferred maintenance program. August will likely represent the project's peak month for square footage.

Anticipated Schedule Adjustments for August 2015

The Hall of Administration will be a multi-week assessment. As such, the amount of time spent within this building can vary by a few days. A large historic building such as this, unusual deficiencies needing follow-up expertise may be encountered. Extra staff will be made ready to assist the regular field team to avoid impacting the schedule. Nevertheless, access to all parts of the building may be a challenge, considering the variety of County departments that occupy the spaces. The teams will ensure CEO and ISD are kept informed of the progress throughout.

Anticipated Project Events during August 2015

- 08/03/2015 - A: Pre-survey BIS: 00039, Hall of Admin (9,10 of 12), Address: 500 W TEMPLE ST, Los Angeles
 B: Pre-survey BIS: 10527, Firestone-F Child Care Center, Address: 7217 S MACE PL, Los Angeles
 B: Pre-survey BIS: 10528, Willowbrook Child Care Center, Address: 12829 S JARVIS AVE, Los Angeles
 C: Survey BIS: 04052, 04054, 04055, Probation HQ (1 of 6), Address: 9150 E IMPERIAL HWY, Downey
 D: Pre-survey BIS: 01200, Camp Munz (1 of 2), Address: 42220 N LAKE HUGHES RD, Lake Hughes
- 08/04/2015 - A: Pre-survey BIS: 00039, Hall of Admin (11,12 of 12), Address: 500 W TEMPLE ST, Los Angeles
 C: Survey BIS: 04052, 04054, 04055, Probation HQ (2 of 6), Address: 9150 E IMPERIAL HWY, Downey
 D: Pre-survey BIS: 01200 (2 of 2), Camp Munz, Address: 42220 N LAKE HUGHES RD, Lake Hughes
- 08/05/2015 - B: Pre-survey BIS: 00570, Dorothy Kirby Center (1,2 of 4), Address: 1500 S MCDONNELL AVE, Commerce
 C: Survey BIS: 04052, 04054, 04055, Probation HQ (3 of 6), Address: 9150 E IMPERIAL HWY, Downey
 D: Pre-survey BIS: 00820, Camp Mendenhall (1 of 2), Address: 42230 N LAKE HUGHES RD, Lake Hughes
- 08/06/2015 - Bi-weekly call, July monthly report due
- 08/06/2015 - B: Pre-survey BIS: 00570, Dorothy Kirby Center (3,4 of 4), Address: 1500 S MCDONNELL AVE, Commerce
 C: Survey BIS: 04052, 04054, 04055, Probation HQ (4 of 6), Address: 9150 E IMPERIAL HWY, Downey
 D: Pre-survey BIS: 00820, Camp Mendenhall (2 of 2), Address: 42230 N LAKE HUGHES RD, Lake Hughes
- 08/10/2015 - C: Survey BIS: 04052, 04054, 04055, Probation HQ (5 of 6), Address: 9150 E IMPERIAL HWY, Downey
 D: Survey BIS: 06073, Fire Station 73, Address: 24875 SAN FERNANDO RD, Santa Clarita
 D: Survey BIS: 06123, Fire Station 123, Address: 26321 N SAND CANYON RD, Santa Clarita
- 08/11/2015 - C: Survey BIS: 04052, 04054, 04055, Probation HQ (6 of 6), Address: 9150 E IMPERIAL HWY, Downey
 D: Survey BIS: 06102, Fire Station 102, Address: 2040 SUMNER AVE, Claremont
 D: Pre-survey BIS: 06146, Fire Station 146, Address: 20604 E LOYALTON DR, Walnut
- 08/12/2015 - C: Survey BIS: 00480, Central Juv Hall & Court (1 of 6), Address: 1605 EASTLAKE AVE, Los Angeles
 D: Survey BIS: 06126, Fire Station 126, Address: 26320 CITRUS ST, Santa Clarita
 D: Survey BIS: 06076, Fire Station 76, Address: 27223 HENRY MAYO DR, Valencia
- 08/13/2015 - C: Survey BIS: 00480, Central Juv Hall & Court (2 of 6), Address: 1605 EASTLAKE AVE, Los Angeles
 D: Survey BIS: 06103, Fire Station 103, Address: 7300 S PARAMOUNT BLVD, Pico Rivera
 D: Survey BIS: 06165, Fire Station 165, Address: 3255 SATURN AVE, Huntington Park
- 08/17/2015 - A: Survey BIS: 00039, Hall of Admin (1 of 12), Address: 500 W TEMPLE ST, Los Angeles
 B: Survey BIS: 00570, Dorothy Kirby Center (1 of 4), Address: 1500 S MCDONNELL AVE, Commerce
 C: Survey BIS: 00480, Central Juv Hall & Court (3 of 6), Address: 1605 EASTLAKE AVE, Los Angeles
 D: Survey BIS: 01200, Camp Munz (1 of 2), Address: 42220 N LAKE HUGHES RD, Lake Hughes
- 08/18/2015 - A: Survey BIS: 00039, Hall of Admin (2 of 12), Address: 500 W TEMPLE ST, Los Angeles
 B: Survey BIS: 00570, Dorothy Kirby Center (2 of 4), Address: 1500 S MCDONNELL AVE, Commerce
 C: Survey BIS: 00480, Central Juv Hall & Court (4 of 6), Address: 1605 EASTLAKE AVE, Los Angeles

Anticipated Project Events during August 2015 (continued)

- D: Survey BIS: 1200, Camp Munz (2 of 2), Address: 42220 N LAKE HUGHES RD, Lake Hughes
- 08/19/2015 - A: Survey BIS: 00039, Hall of Admin (3 of 12), Address: 500 W TEMPLE ST, Los Angeles
 B: Survey BIS: 00570, Dorothy Kirby Center (3 of 4), Address: 1500 S MCDONNELL AVE, Commerce
 C: Survey BIS: 00480, Central Juv Hall & Court (5 of 6), Address: 1605 EASTLAKE AVE, Los Angeles
 D: Survey BIS: 00820, Camp Mendenhall (1 of 2), Address: 42230 N LAKE HUGHES RD, Lake Hughes
- 08/20/2015 - Bi-weekly call
- 08/20/2015 - A: Survey BIS: 00039, Hall of Admin (4 of 12), Address: 500 W TEMPLE ST, Los Angeles
 B: Survey BIS: 00570, Dorothy Kirby Center (4 of 4), Address: 1500 S MCDONNELL AVE, Commerce
 C: Survey BIS: 00480, Central Juv Hall & Court (6 of 6), Address: 1605 EASTLAKE AVE, Los Angeles
 D: Survey BIS: 00820, Camp Mendenhall (2 of 2), Address: 42230 N LAKE HUGHES RD, Lake Hughes
- 08/24/2015 - A: Survey BIS: 00039, Hall of Admin (5 of 12), Address: 500 W TEMPLE ST, Los Angeles
 C: Pre-survey BIS: 00630, Bary J Nidorf Juv Hall/Crts (1 of 7), Address: 16350 FILBERT ST, Sylmar
 D: Pre-survey BIS: 00699-00701, 00722, LOS PADRINOS JUVENILE COURTHOUSE-1 (1 of 5), Address: 7281-7285 E QUILL DR, Downey
- 08/25/2015 - A: Survey BIS: 00039, Hall of Admin (6 of 12), Address: 500 W TEMPLE ST, Los Angeles
 C: Pre-survey BIS: 00630, Bary J Nidorf Juv Hall/Crts (2 of 7), Address: 16350 FILBERT ST, Sylmar
 D: Pre-survey BIS: 00699-00701, 00722, LOS PADRINOS JUVENILE COURTHOUSE-1 (2 of 5), Address: 7281-7285 E QUILL DR, Downey
- 08/26/2015 - A: Survey BIS: 00039, Hall of Admin (7 of 12), Address: 500 W TEMPLE ST, Los Angeles
 C: Pre-survey BIS: 00630, Bary J Nidorf Juv Hall/Crts (3 of 7), Address: 16350 FILBERT ST, Sylmar
 D: Pre-survey BIS: 00699-00701, 00722, LOS PADRINOS JUVENILE COURTHOUSE-1 (3 of 5), Address: 7281-7285 E QUILL DR, Downey
- 08/27/2015 - A: Survey BIS: 00039, Hall of Admin (8 of 12), Address: 500 W TEMPLE ST, Los Angeles
 C: Pre-survey BIS: 00630, Bary J Nidorf Juv Hall/Crts (4 of 7), Address: 16350 FILBERT ST, Sylmar
 D: Pre-survey BIS: 00699-00701, 00722, LOS PADRINOS JUVENILE COURTHOUSE-1 (4 of 5), Address: 7281-7285 E QUILL DR, Downey
- 08/31/2015 - A: Survey BIS: 00039, Hall of Admin (9 of 12), Address: 500 W TEMPLE ST, Los Angeles
 C: Pre-survey BIS: 00630, Bary J Nidorf Juv Hall/Crts (5 of 7), Address: 16350 FILBERT ST, Sylmar
 D: Pre-survey BIS: 00699-00701, 00722, LOS PADRINOS JUVENILE COURTHOUSE-1 (5 of 5), Address: 7281-7285 E QUILL DR, Downey



County of Los Angeles

Deferred Maintenance Program Services Monthly Progress Report - August 2015

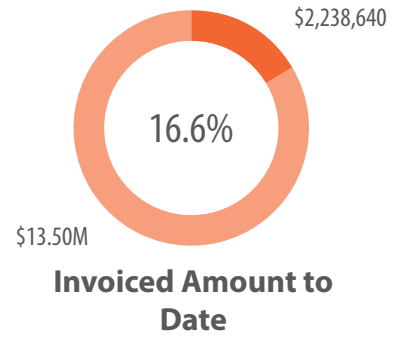
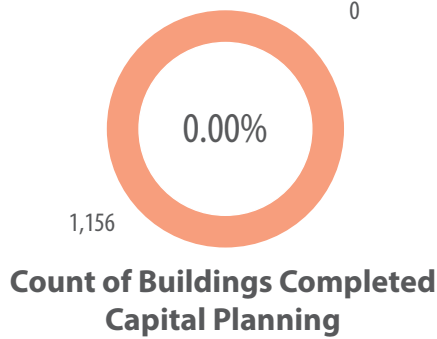
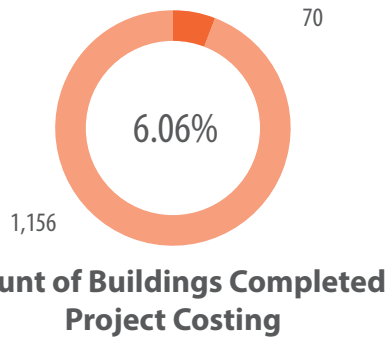
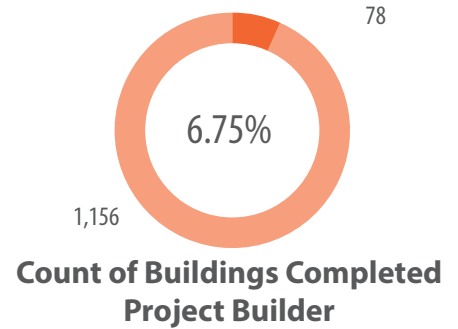
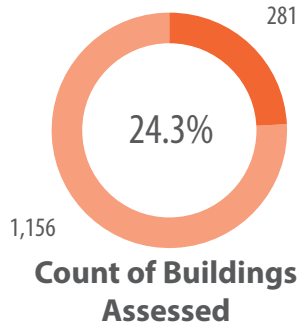
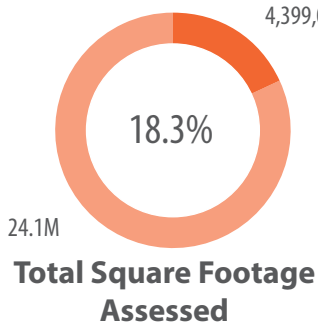


Report Contents

1. Overall Project Snapshot
2. Executive Summary - August 2015
3. Monthly Details - August 2015
4. Issues and Resolutions
5. Next Month's Schedule Outlook

Overall Project Snapshot

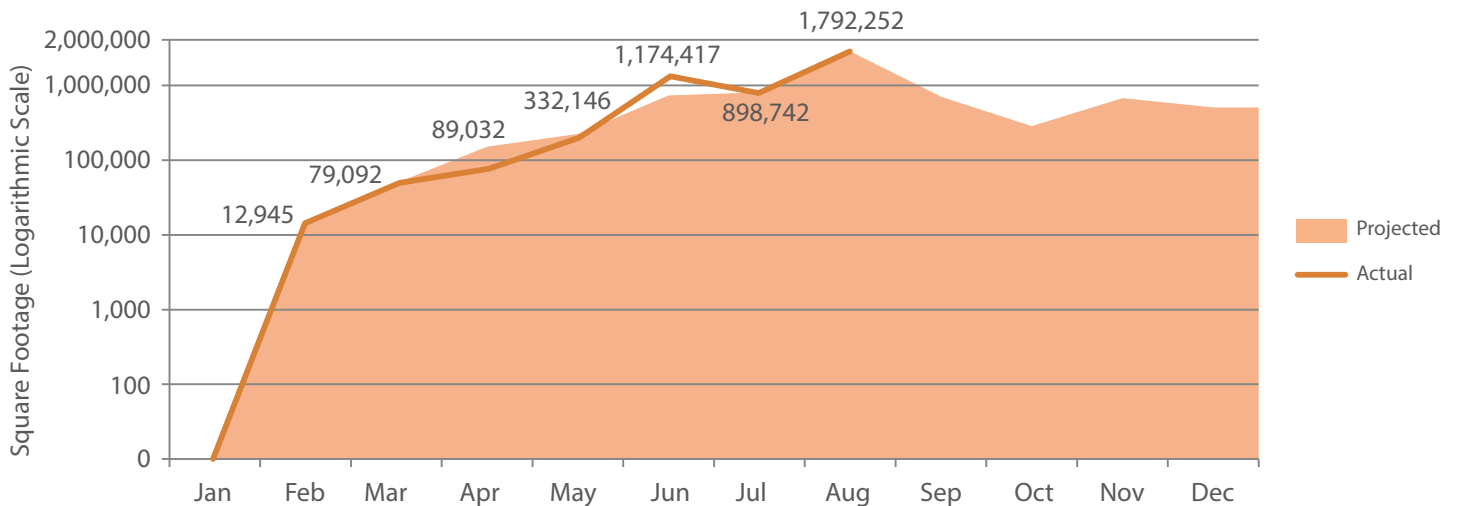
Contract Start Date: 17 October 2014
 Estimated Completion Date: 16 October 2017
 Contract End Date: 16 October 2017
 Contract Value: \$13,500,115



Current Status of County Buildings within All Project Phases

1) Staging:	799	4) Preliminary Analysis:	132	7) Project Costing:	8
2) Pre-Assessment:	49	5) Deficiency Costing:	19	8) Project Approval:	70
3) Assessment:	69	6) Project Building:	35	9) Capital Planning:	0

Assessment Progress Tracking



Executive Summary - August 2015

August was the most successful month to date, with over 1.7 million square feet of County buildings assessed. The exceptionally high volume can be attributed mainly to the Hall of Administration, which alone was nearly one million square feet. Two multi-building campuses were visited, Central Juvenile Hall and Kirby Dorothy Camp School. Other key project activities included a new report for service life for buildings systems coming online as well as an improved method for calculating present replacement value (PRV). Mock-ups for the CEO's online Capital Planning interface were also produced.

Monthly Statistics - August 2015

Square Feet Assessed

Last Month:	898,742
This Month:	1,792,252
Next Month (Projected):	839,355

Count of Buildings Assessed

Last Month:	89
This Month:	47
Next Month (Projected):	60

Dollars Invoiced

Last Month:	\$416,084
This Month:	\$638,040

No. Departments Assessed

Last Month:	4
This Month:	3
Next Month (Projected):	5

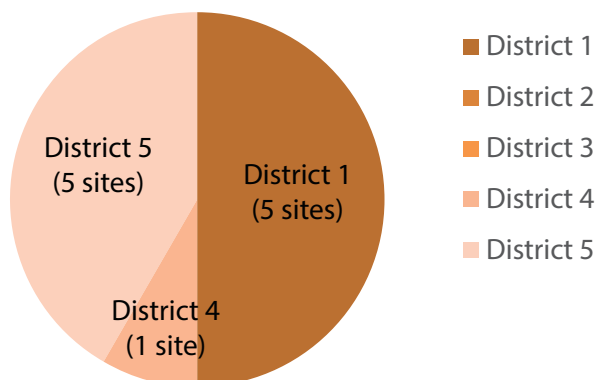
Monthly Report – August 2015

The month of August experienced the highest volume of square footage assessed during the program thus far. The total square footage assessed was over 50% more than the previous record month, June 2015. Besides the Hall of Administration, other large sites included Probation's Downey Administrative Center and the Central Juvenile Hall and Court. Overall, the average building size was 38,000 square feet, which is nearly optimal. The team at the Hall of Administration finished work slightly ahead of schedule. Despite the large, multi-tenant buildings, no significant access issues were encountered at any of the sites visited, thanks to ISD coordination.

Quantity of Buildings Assessed per Building Type - August 2015

During the month of August, the building types assessed were fire stations, large office buildings, dormitories, supporting mechanical buildings and classroom buildings. Field teams visited the following County departments: Fire Department, Probation and Board of Supervisors.

Quantity of Sites Assessed per District - August 2015



Monthly Key Statistics - August 2015

Total GSF:	1,792,252
Total Building Count:	47
Quantity of Departments:	3
Quantity of Deficiencies:	143*
Quantity of Bar Codes:	57*
Dollars Invoiced:	\$638,040
Percent Completed:	4.72%

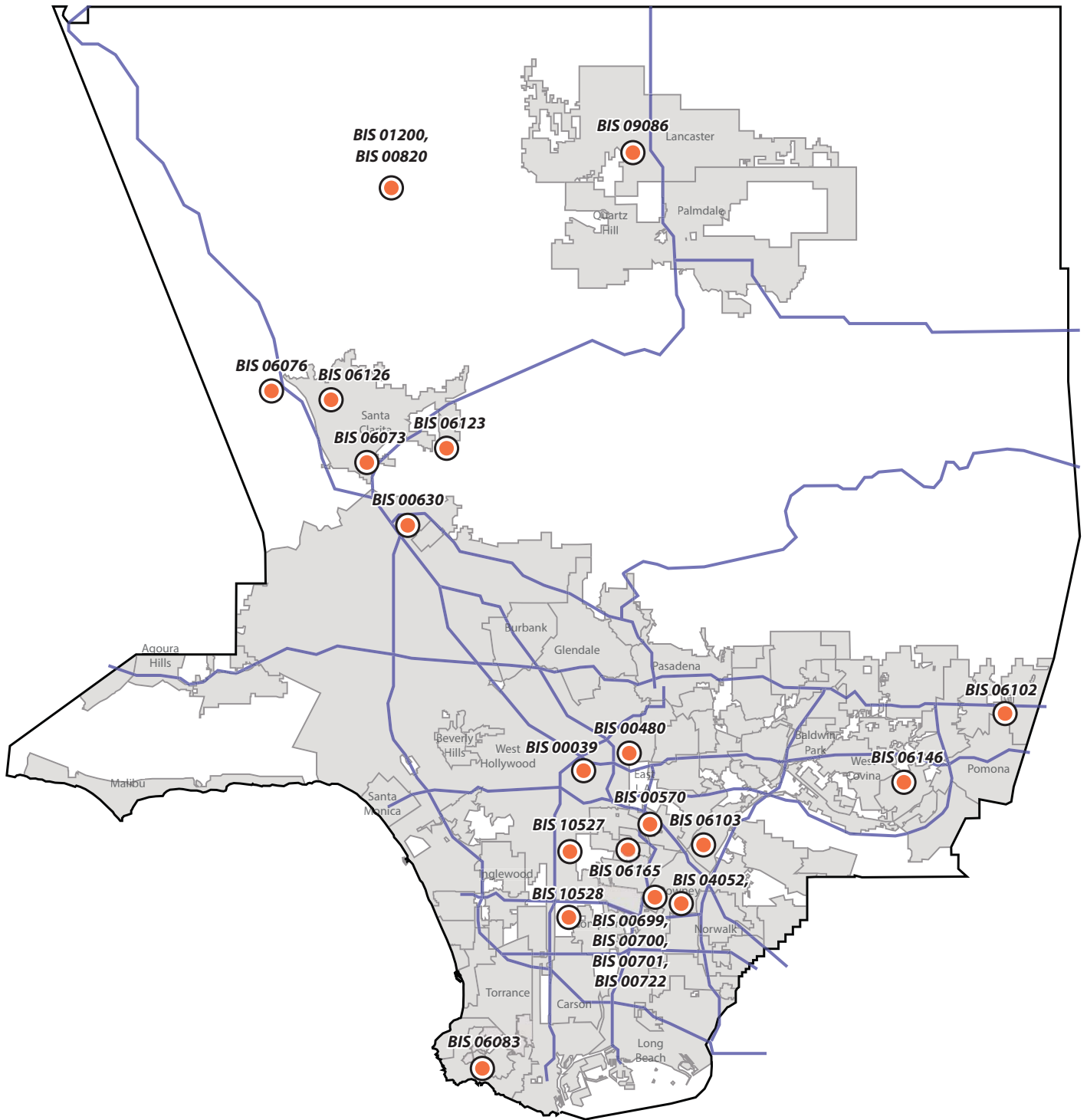
*partial total

List of Assessed Sites - August 2015

#	Date	Department	BIS	Site Name	LACO	GSF	Deficiency Quantity	Barcode Quantity
1	8/17/15	Probation	04052	Downey Admin. Center	6059	372,972	calculating	calculating
2	8/10/15	Fire Department	06073	Fire Station 73	4108	14,024	33	8
3	8/10/15	Fire Department	06123	Fire Station 123	5479	3,715	23	3
4	8/11/15	Fire Department	06102	Fire Station 102	4106	2,667	12	4
5	8/12/15	Fire Department	06146	Fire Station 146	X529	1,643	11	2
6	8/12/15	Probation	00480	Central Juvenile Hall and Court	0615, 0616, 1465, 3101, 3102, 3103, 3104, 3105, 3106, 3107, 3111, 3112, 3172, 4244, 5367, T001, T002, T610, T611, Y671	372,951	calculating	calculating
7	8/12/15	Fire Department	06076	Fire Station 76	5393	5,568	16	7
8	8/13/15	Fire Department	06126	Fire Station 126	X163	18,635	10	7
9	8/13/15	Fire Department	06103	Fire Station 103	4430	4,795	19	18
10	8/13/15	Fire Department	06165	Fire Station 165	6072	3,549	19	8
11	8/17/15	Board of Supervisors	00039	Hall of Administration	0181	958,090	calculating	calculating
12	8/17/15	Probation	00570	Kirby Dorothy Camp School	4466, Y488, 4467, 4473, 4474, 4475, 4471, 4465, 4470, 4468, 4469, 4472	78,823	calculating	calculating
Totals					47 buildings	1,792,252	143*	57*

*partial estimate

Map of Sites Visited (Assessment and Pre-assessment) - August 2015



Schedule Adjustments - August 2015

There were a number of slight scheduling adjustments during the month of August. Most of the scheduling revisions were follow up visits resulting from out-of-scope buildings being found on site. In these cases, additional time on site was needed to return to these buildings. One special follow up was a detailed structural review at Fire Station 83, where the initial assessment team noticed potentially critical structural deficiencies. Another structural follow-up was scheduled for early September at the DPSS Civic Center parking garage.

Another set of schedule adjustments were the assessment postponements for Camps Munz and Mendenhall. Forest fires in the area impeded access along the highway leading to the camps. Alternate assessment dates have been scheduled for November 2015.

List of Key Project Events during August 2015

- 08/03/2015 - A: Pre-survey BIS: 00039, Hall of Admin (9,10 of 12), Address: 500 W TEMPLE ST, Los Angeles
 B: Pre-survey BIS: 10527, Firestone-F Child Care Center, Address: 7217 S MACE PL, Los Angeles
 B: Pre-survey BIS: 10528, Willowbrook Child Care Center, Address: 12829 S JARVIS AVE, Los Angeles
 C: Survey BIS: 04052 Probation HQ (1 of 6), Address: 9150 E IMPERIAL HWY, Downey
 D: Pre-survey BIS: 01200, Camp Munz (1 of 2), Address: 42220 N LAKE HUGHES RD, Lake Hughes
- 08/04/2015 - A: Pre-survey BIS: 00039, Hall of Admin (11,12 of 12), Address: 500 W TEMPLE ST, Los Angeles
 C: Survey BIS: 04052 Probation HQ (2 of 6), Address: 9150 E IMPERIAL HWY, Downey
 D: Pre-survey BIS: 01200 (2 of 2), Camp Munz, Address: 42220 N LAKE HUGHES RD, Lake Hughes
- 08/05/2015 - B: Pre-survey BIS: 00570, Dorothy Kirby Center (1,2 of 4), Address: 1500 S MCDONNELL AVE, Commerce
 C: Survey BIS: 04052 Probation HQ (3 of 6), Address: 9150 E IMPERIAL HWY, Downey
 D: Pre-survey BIS: 00820, Camp Mendenhall (1 of 2), Address: 42230 N LAKE HUGHES RD, Lake Hughes
- 08/06/2015 - Bi-weekly call, July monthly report delivered
- 08/06/2015 - B: Pre-survey BIS: 00570, Dorothy Kirby Center (3,4 of 4), Address: 1500 S MCDONNELL AVE, Commerce
 C: Survey BIS: 04052 Probation HQ (4 of 6), Address: 9150 E IMPERIAL HWY, Downey
 D: Pre-survey BIS: 00820, Camp Mendenhall (2 of 2), Address: 42230 N LAKE HUGHES RD, Lake Hughes
- 08/10/2015 - C: Survey BIS: 04052 Probation HQ (5 of 6), Address: 9150 E IMPERIAL HWY, Downey
 D: Survey BIS: 06073, Fire Station 73, Address: 24875 SAN FERNANDO RD, Santa Clarita
 D: Survey BIS: 06123, Fire Station 123, Address: 26321 N SAND CANYON RD, Santa Clarita
- 08/11/2015 - C: Survey BIS: 04052 Probation HQ (6 of 6), Address: 9150 E IMPERIAL HWY, Downey
 D: Survey BIS: 06102, Fire Station 102, Address: 2040 SUMNER AVE, Claremont
 D: Survey BIS: 06146, Fire Station 146, Address: 20604 E LOYALTON DR, Walnut
- 08/12/2015 - C: Survey BIS: 00480, Central Juv Hall & Court (1 of 6), Address: 1605 EASTLAKE AVE, Los Angeles
 D: Survey BIS: 06126, Fire Station 126, Address: 26320 CITRUS ST, Santa Clarita
 D: Survey BIS: 06076, Fire Station 76, Address: 27223 HENRY MAYO DR, Valencia
- 08/13/2015 - C: Survey BIS: 00480, Central Juv Hall & Court (2 of 6), Address: 1605 EASTLAKE AVE, Los Angeles
 D: Survey BIS: 06103, Fire Station 103, Address: 7300 S PARAMOUNT BLVD, Pico Rivera
 D: Survey BIS: 06165, Fire Station 165, Address: 3255 SATURN AVE, Huntington Park
- 08/17/2015 - A: Survey BIS: 00039, Hall of Admin (1 of 12), Address: 500 W TEMPLE ST, Los Angeles
 B: Survey BIS: 00570, Dorothy Kirby Center (1 of 4), Address: 1500 S MCDONNELL AVE, Commerce
 C: Survey BIS: 00480, Central Juv Hall & Court (3 of 6), Address: 1605 EASTLAKE AVE, Los Angeles
- 08/18/2015 - A: Survey BIS: 00039, Hall of Admin (2 of 12), Address: 500 W TEMPLE ST, Los Angeles
 B: Survey BIS: 00570, Dorothy Kirby Center (2 of 4), Address: 1500 S MCDONNELL AVE, Commerce
 C: Survey BIS: 00480, Central Juv Hall & Court (4 of 6), Address: 1605 EASTLAKE AVE, Los Angeles

List of Key Project Events during August 2015 (continued)

08/19/2015 - New Service Life Report template initiated online

08/19/2015 - A: Survey BIS: 00039, Hall of Admin (3 of 12), Address: 500 W TEMPLE ST, Los Angeles

B: Survey BIS: 00570, Dorothy Kirby Center (3 of 4), Address: 1500 S MCDONNELL AVE, Commerce

C: Survey BIS: 00480, Central Juv Hall & Court (5 of 6), Address: 1605 EASTLAKE AVE, Los Angeles

08/20/2015 - Bi-weekly call

08/20/2015 - A: Survey BIS: 00039, Hall of Admin (4 of 12), Address: 500 W TEMPLE ST, Los Angeles

B: Survey BIS: 00570, Dorothy Kirby Center (4 of 4), Address: 1500 S MCDONNELL AVE, Commerce

C: Survey BIS: 00480, Central Juv Hall & Court (6 of 6), Address: 1605 EASTLAKE AVE, Los Angeles

08/21/2015 - El Monte Health Center assessment postponed as per direction from the CEO

08/24/2015 - A: Survey BIS: 00039, Hall of Admin (5 of 12), Address: 500 W TEMPLE ST, Los Angeles

C: Survey BIS: 00480, Central Juv Hall & Court (follow-up work), Address: 1605 EASTLAKE AVE, Los Angeles

D: Pre-survey BIS: 00699-00701, 00722, LOS PADRINOS JUVENILE COURTHOUSE-1 (1 of 5), Address: 7281-7285 E QUILL DR

08/25/2015 - A: Survey BIS: 00039, Hall of Admin (6 of 12), Address: 500 W TEMPLE ST, Los Angeles

C: Pre-survey BIS: 00630, Bary J Nidorf Juv Hall/Crts (1 of 7), Address: 16350 FILBERT ST, Sylmar

D: Pre-survey BIS: 00699-00701, 00722, LOS PADRINOS JUVENILE COURTHOUSE-1 (2 of 5), Address: 7281-7285 E QUILL DR

08/26/2015 - A: Survey BIS: 00039, Hall of Admin (7 of 12), Address: 500 W TEMPLE ST, Los Angeles

C: Pre-survey BIS: 00630, Bary J Nidorf Juv Hall/Crts (2 of 7), Address: 16350 FILBERT ST, Sylmar

D: Pre-survey BIS: 00699-00701, 00722, LOS PADRINOS JUVENILE COURTHOUSE-1 (3 of 5), Address: 7281-7285 E QUILL DR

08/27/2015 - A: Survey BIS: 00039, Hall of Admin (8 of 12), Address: 500 W TEMPLE ST, Los Angeles

C: Pre-survey BIS: 00630, Bary J Nidorf Juv Hall/Crts (3 of 7), Address: 16350 FILBERT ST, Sylmar

C: Follow-up work BIS: 09086, Challenger Youth Camp

D: Pre-survey BIS: 00699-00701, 00722, LOS PADRINOS JUVENILE COURTHOUSE-1 (4 of 5), Address: 7281-7285 E QUILL DR

08/28/2015 - Workshop with CEO: Service life calculation, PRV calculation and capital planning workflow

08/28/2015 - E: Follow-up survey BIS: 06083 Fire Station 83, 83 Miraleste Plaza Rancho Palos Verdes, CA 90275

08/31/2015 - C: Pre-survey BIS: 00630, Bary J Nidorf Juv Hall/Crts (4 of 7), Address: 16350 FILBERT ST, Sylmar

D: Pre-survey BIS: 00699-00701, 00722, LOS PADRINOS JUVENILE COURTHOUSE-1 (5 of 5), Address: 7281-7285 E QUILL DR

Project Issues and Resolutions

Buildings without floor plans have been an issue for the assessment teams. In these cases, the team draws simple, single-line floor plans on site. This is a simple task for small buildings but can take a several hours for very large buildings. The County--ISD, the Departments and building managers--always check their records for floor plans, but in some cases these cannot be found--especially when no previous record of the building itself has been provided or can be found.

Probation's Downey Administrative Center is an example where follow-up visits were required. The teams normally would have assessed BIS 04054 and 04055 along with BIS 04052 (main building). However, to properly perform task of drawing the floor plan diagrams from scratch, it was decided to schedule additional follow-up days in November 2015.

Project Expectations for September 2015

The month of September will see a return to the typical square footage range within the 800,000s. The largest site will be the Barry J Nidorf Juvenile Hall campus. Other assessments will include fire stations, a child-care center and the Los Padrinos Juvenile Hall facility.

Anticipated Schedule Adjustments for September 2015

Pre-assessments at some Parks and Recreation sites may experience some schedule revisions due to major renovations. The project teams will ensure communication continues with CEO and ISD for these sites. Otherwise, there will likely be a few ad-hoc follow up visits to investigate a particular deficiency at a certain site. In most cases, these involve potentially critical structural or electrical deficiencies. In the event a deficiency is labeled "critical" CEO and ISD leadership will be notified as soon as possible.

Anticipated Project Events during September 2015

09/01/2015 - A: Survey BIS: 00039, Hall of Admin (10 of 12), Address: 500 W TEMPLE ST, Los Angeles

C: Pre-survey BIS: 00630, Bary J Nidorf Juv Hall/Crts (5 of 7), Address: 16350 FILBERT ST, Sylmar

D: Pre-survey BIS: 06131, Fire Station 131, Address: 2629 E AVE S AT 27TH ST. EAST, Palmdale

D: Pre-survey BIS: 06024, Fire Station 24, Address: 1050 W AVENUE P, Palmdale

D: Pre-survey BIS: 06136, Fire Station 136, Address: 3650 BOLZ RANCH RD, Palmdale

09/02/2015 - A: Survey BIS: 00039, Hall of Admin (11, 12 of 12), Address: 500 W TEMPLE ST, Los Angeles

C: Pre-survey BIS: 00630, Bary J Nidorf Juv Hall/Crts (6 of 7), Address: 16350 FILBERT ST, Sylmar

D: Pre-survey BIS: 05953, Fire-Lake Hughes Forestry, Address: 42150 N LAKE HUGHES RD, Lake Hughes

D: Pre-survey BIS: 06117, Fire Station 117, Address: 44851 30TH ST E, Lancaster

D: Pre-survey BIS: 06130, Fire Station 130, Address: 44558 N 40TH ST W, Lancaster

E: Structural follow up BIS: 10767, DPSS Civic Center Parking Garage, 321 S HEWITT ST Los Angeles

09/03/2015 - Bi-weekly call

09/03/2015 - C: Pre-survey BIS: 00630, Bary J Nidorf Juv Hall/Crts (7 of 7), Address: 16350 FILBERT ST, Sylmar

D: Pre-survey BIS: 06114, Fire Station 114, Address: 39939 N 170TH ST E, Palmdale

D: Pre-survey BIS: 06080, Fire Station 80, Address: 1533 W SIERRA HWY, Acton

09/08/2015 - C: Survey BIS: 06132, Fire Station 132, Address: 29310 SAND CANYON RD, Santa Clarita

D: Survey BIS: 05954, Fire Saugus Forestry, Address: 28750 N BOUQUET CANYON RD, Saugus

D: Pre-survey BIS: 06081, Fire Station 81, Address: 8710 SIERRA HWY, Agua Dulce

09/09/2015 - B: Survey BIS: 10527, Firestone-F Child Care Center, Address: 7217 S MACE PL, Los Angeles

B: Survey BIS: 10528, Willowbrook Child Care Center, Address: 12829 S JARVIS AVE, Los Angeles

C: Pre-survey BIS: 06006, Fire Station 6, Address: 25517 NARBONNE AVE, Lomita

C: Pre-survey BIS: 06106, Fire Station 106, Address: 27413 INDIAN PEAK RD, Rolling Hills Estates

D: Survey BIS: 06074, Fire Station 74, Address: 12587 DEXTER PARK RD, San Fernando

D: Survey BIS: 06066, Fire Station 66, Address: 2764 E EATON CANYON DR, Pasadena

D: Survey BIS: 06085, Fire Station 85, Address: 650 E GLADSTONE ST, Glendora

09/10/2015 - Monthly Report for August due

09/10/2015 - C: Pre-survey BIS 06127, Fire Station 127, Address: 2049 E 223RD ST, Carson

C: Pre-survey BIS 06036, Fire Station 36, Address: 127 W 223RD ST, Carson

09/14/2015 - C: Survey BIS: 00630, 00632, 00638 Bary J Nidorf Juv Hall/Crts (1 of 8), Address: 16350 FILBERT ST, Sylmar

D: Survey BIS: 00699-00702, 00722, Los Padrinos Juvenile Hall/Courthouse (1 of 5), Address: 7281-7285 E QUILL DR,

09/15/2015 - C: Survey BIS: 00630, 00632, 00638 Bary J Nidorf Juv Hall/Crts (2 of 8), Address: 16350 FILBERT ST, Sylmar

D: Survey BIS: 00699-00702, 00722, Los Padrinos Juvenile Hall/Courthouse (2 of 5), Address: 7281-7285 E QUILL DR,

09/16/2015 - C: Survey BIS: 00630, 00632, 00638 Bary J Nidorf Juv Hall/Crts (3 of 8), Address: 16350 FILBERT ST, Sylmar

D: Survey BIS: 00699-00702, 00722, Los Padrinos Juvenile Hall/Courthouse (3 of 5), Address: 7281-7285 E QUILL DR

Anticipated Project Events during September 2015 (continued)

09/17/2015 - Bi-weekly call

09/17/2015 - C: Survey BIS: 00630, 00632, 00638 Bary J Nidorf Juv Hall/Crts (4 of 8), Address: 16350 FILBERT ST, Sylmar

D: Survey BIS: 00699-00702, 00722, Los Padrinos Juvenile Hall/Courthouse (4 of 5), Address: 7281-7285 E QUILL DR

09/18/2015 - D: Survey BIS: 00699-00702, 00722, Los Padrinos Juvenile Hall/Courthouse (5 of 5), Address: 7281-7285 E QUILL DR

09/21/2015 - A: Pre-survey BIS: 03748, Curtis Tucker Health Center, Address: 123 W MANCHESTER BLVD, Inglewood

A: Pre-survey BIS: 06495, Ruth Temple Health Center, Address: 3834 S WESTERN AVE, Los Angeles

C: Survey BIS: 00630, 00632, 00638 Bary J Nidorf Juv Hall/Crts (5 of 8), Address: 16350 FILBERT ST, Sylmar

D: Pre-survey BIS: 04680, Robinson Gardens, Address: 1008 ELDEN WAY, Beverly Hills

09/22/2015 - B: Pre-survey BIS: 05042, DHS-County Ambulance Dept HQ, Address: 5554 UNION PACIFIC AVE, Commerce

B: Pre-survey BIS: 06422, Simms and Mann Health Center, Address: 2509 W PICO BLVD, Santa Monica

C: Survey BIS: 00630, 00632, 00638 Bary J Nidorf Juv Hall/Crts (6 of 8), Address: 16350 FILBERT ST, Sylmar

09/23/2015 - A: Pre-survey BIS: 06517, Hollywood/ Wilshire PHC, Address: 5205 MELROSE AVE, Los Angeles

A: Pre-survey BIS: 06503, North Hollywood PHC Pacoima PHC, Address: 5300 TUJUNGA AVE, North Hollywood

A: Pre-survey BIS: 06504, Pacoima PHC, Address: 13300 VAN NUYS BLVD, Pacoima

C: Survey BIS: 00630, 00632, 00638 Bary J Nidorf Juv Hall/Crts (7 of 8), Address: 16350 FILBERT ST, Sylmar

D: Pre-survey BIS: 08193, 08197, El Cariso Community Regional Park, Address: 13100 HUBBARD ST, Sylmar

09/24/2015 - C: Survey BIS: 00630, 00632, 00638 Bary J Nidorf Juv Hall/Crts (8 of 8), Address: 16350 FILBERT ST, Sylmar

D: Pre-survey BIS: 08400, Veteran's Memorial, Address: 13000 SAYRE ST, Sylmar

09/28/2015 - A: Pre-survey BIS: 08210, George C Page Museum, Address: 5801 WILSHIRE BLVD, Los Angeles

C: Pre-survey BIS: 04054, 04055, Downey Admin Center, (1 of 2), Address: 9150 E IMPERIAL HWY, Downey

D: Pre-survey BIS: 06062, Fire Station 62, Address: 3701 N MILLS AVE, Claremont

D: Pre-survey BIS: 06101, Fire Station 101, Address: 606 W BONITA AVE, Claremont

D: Pre-survey BIS: 06048, Fire Station 48, Address: 15546 E ARROW HWY, Irwindale

09/29/2015 - B: Pre-survey BIS: 00054, Juvenile Justice Center, Address: 1601 EASTLAKE AVE, Los Angeles

C: Pre-survey BIS: 04054, 04055, Downey Admin Center, (2 of 2), Address: 9150 E IMPERIAL HWY, Downey

D: Pre-survey BIS: 08553, Los Verdes Clubhouse, Address: 7000 W LOS VERDES DR, Rancho Palos Verdes

09/30/2015 - C: Pre-survey BIS: 06149, Fire Station 149, Address: 31770 RIDGE ROUTE RD, Castaic

C: Pre-survey BIS: 06077, Fire Station 77, Address: 46855 N PEACE VALLEY RD, Gorman

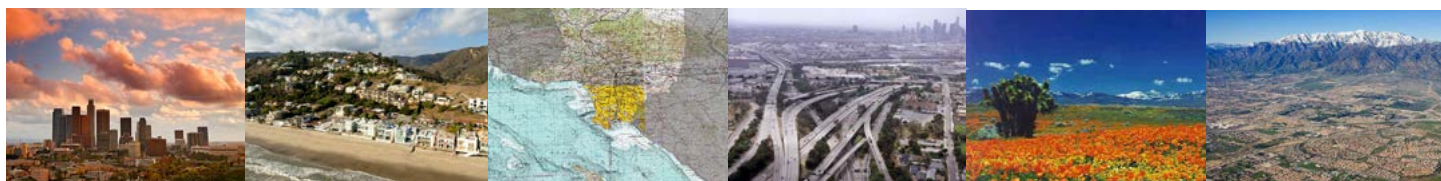
D: Pre-survey BIS: 04580, South Coast Botanic Garden Address: 26300 CRENSHAW BLVD, Palos Verdes East



County of Los Angeles

Deferred Maintenance Program Services

Monthly Progress Report - September 2015

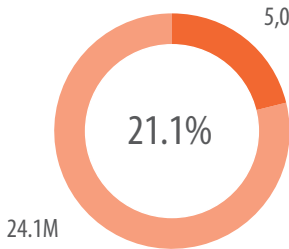


Report Contents

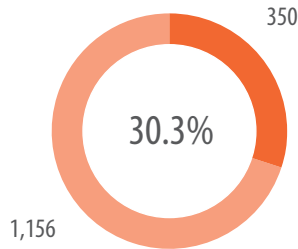
1. Overall Project Snapshot
2. Executive Summary - September 2015
3. Monthly Details - September 2015
4. Issues and Resolutions
5. Next Month's Schedule Outlook

Overall Project Snapshot

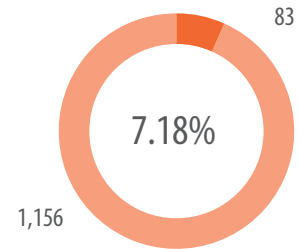
Contract Start Date: 17 October 2014
 Estimated Completion Date: 16 October 2017
 Contract End Date: 16 October 2017
 Contract Value: \$13,500,115



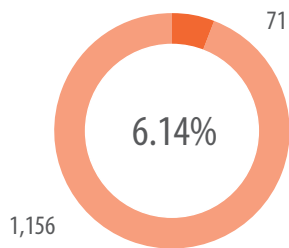
Total Square Footage Assessed



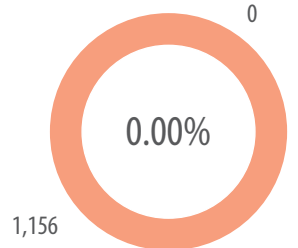
Count of Buildings Assessed



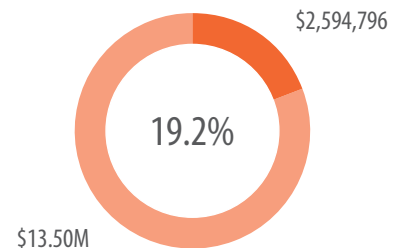
Count of Buildings Completed Project Builder



Count of Buildings Completed Project Costing



Count of Buildings Completed Capital Planning

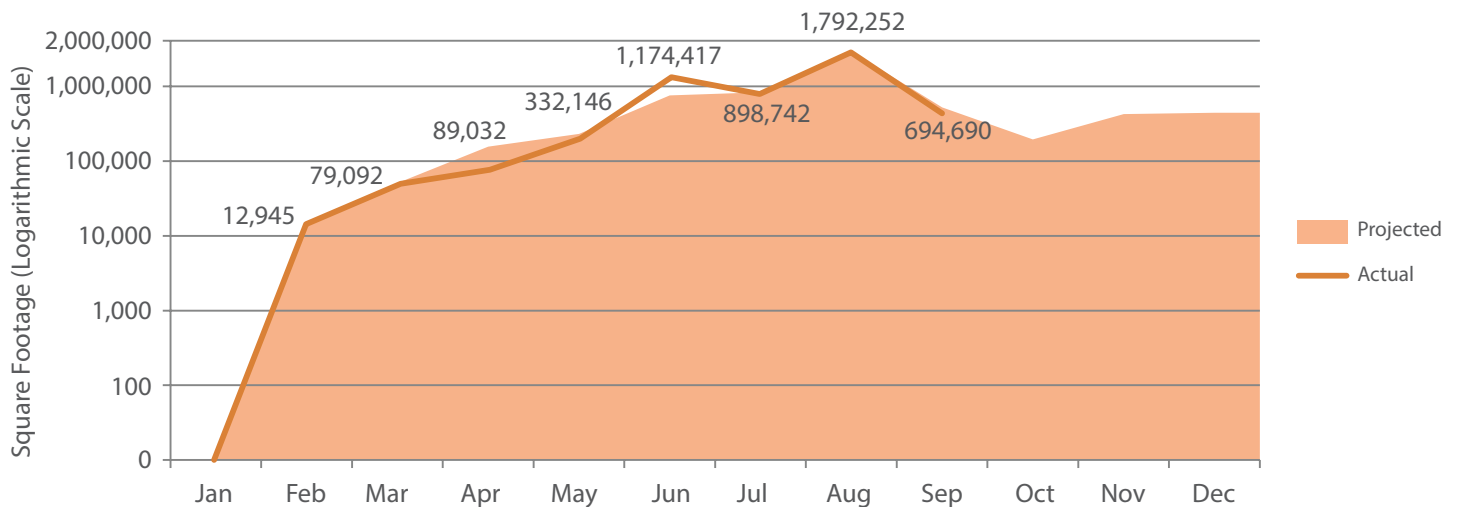


Invoiced Amount to Date

Current Status of County Buildings within All Project Phases

1) Staging:	720	4) Preliminary Analysis:	185	7) Project Costing:	12
2) Pre-Assessment:	115	5) Deficiency Costing:	25	8) Project Approval:	71
3) Assessment:	37	6) Project Building:	37	9) Capital Planning:	0

Assessment Progress Tracking



Executive Summary - September 2015

In September, the field teams assessed over 800,000 square feet across nearly 70 County buildings. The largest and most significant sites were two juvenile detention facilities, Barry J Nidorf and Los Padrinos, each with over 20 buildings. The Barry J Nidorf Juvenile Hall represented the most significant portion of the square footage, with just under half a million square feet. Other key project activities included workshops with CEO staff to further define needed functionality of the project website and database.

Monthly Statistics - September 2015

Square Feet Assessed

Last Month:	1,792,252
This Month:	694,390
Next Month (Projected):	200,753

Count of Buildings Assessed

Last Month:	47
This Month:	69
Next Month (Projected):	23

Dollars Invoiced

Last Month:	\$638,040
This Month:	\$356,155

No. Departments Assessed

Last Month:	3
This Month:	6
Next Month (Projected):	3

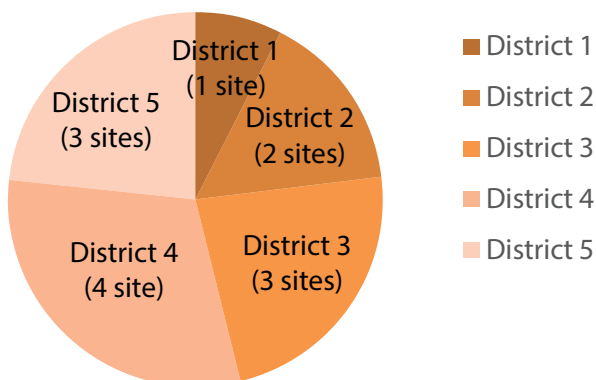
Monthly Report – September 2015

The assessment square footage target was hit for the month of September. Similar to previous months, the majority of square footage was concentrated within a couple of sites. More than 50% of the square footage was at the Barry J Nidorf and Los Padrinos Juvenile Hall facilities. The average building size was approximately 12,000 square feet, which is smaller than the previous month. During the month of September, the building types assessed were child care centers, classroom buildings, dormitories, fire stations, and supporting mechanical buildings. Field teams visited the following County departments: Chief Executive Office, Children and Family Services, Fire Department, Internal Services Department, Probation and Public Social Services.

Summary of Deferred Maintenance Costs to Date (New Section)

The County has requested an ongoing total estimate for the cost of corrective actions as part of this monthly project report. Currently, only buildings within the Project Approval phase have associated costs, which total \$5.06 million. This figure is for approximately 70 buildings totaling 270,000 gross square feet. Please note that these projects have not yet been formally approved by County project staff, and are for informational (non-budgetary) purposes only. Furthermore, the automated service life expiration (deferred maintenance) costs are not included in the above figure, but will be rolled into subsequent updates.

Quantity of Sites Assessed per District - Sep. 2015



Monthly Key Statistics - Sep. 2015

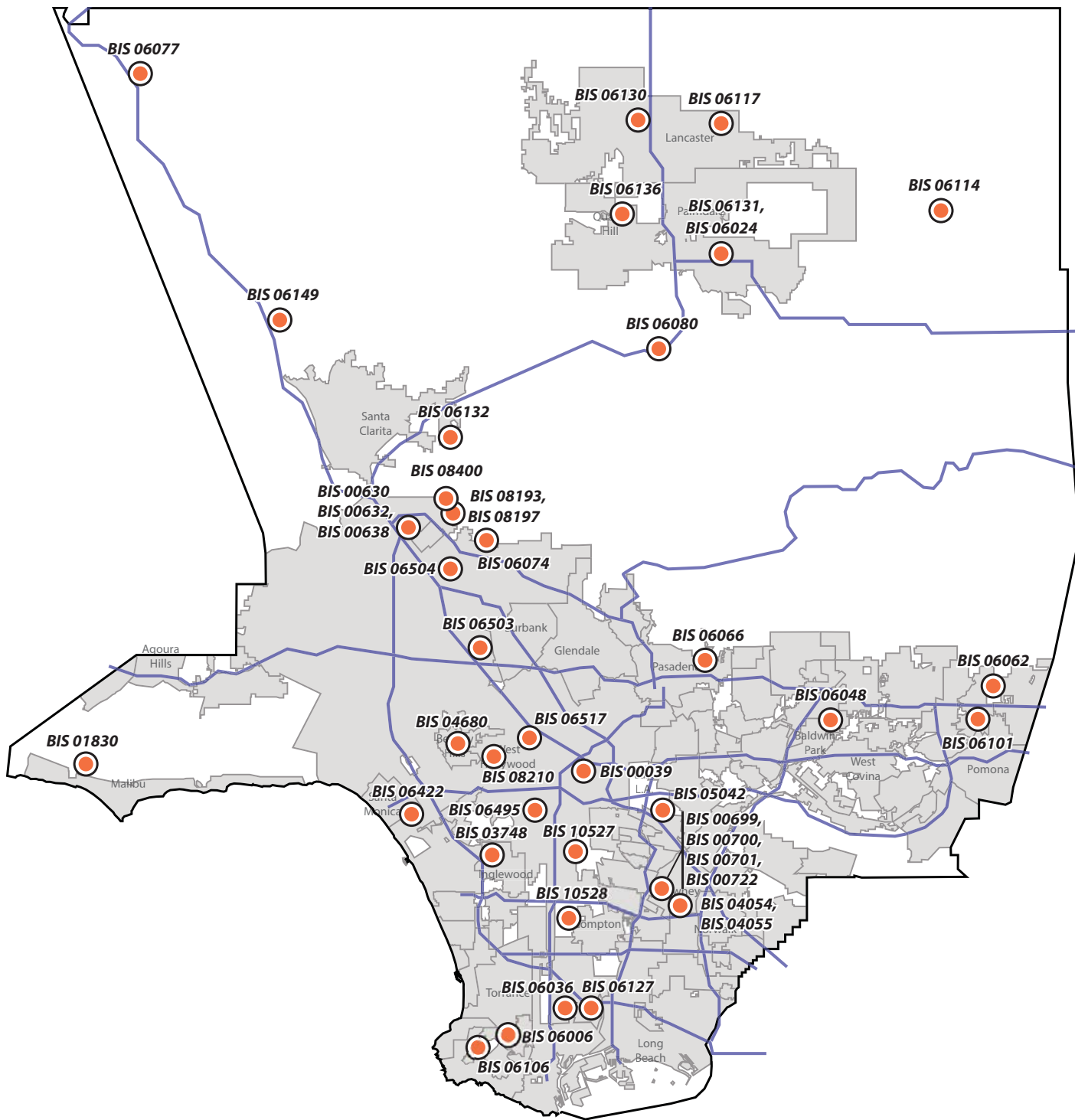
Total GSF:	694,390
Total Building Count:	69
Quantity of Departments:	6
Quantity of Deficiencies:	calculating
Quantity of Barcodes:	1,120
Dollars Invoiced:	\$356,155
Percent Completed:	2.64%

List of Assessed Sites - September 2015

#	Date	Department	BIS	Site Name	LACO	GSF	Deficiency Quantity	Barcode Quantity
1	9/2/15	Public Social Services	10767*	Civic Center Parking Garage	L771	82,250	17	0
2	9/8/15	Fire Department	06132	Fire Station 132	0600, 0600-1, 0600-2, 0600-3, 0600-4	16,171	29	43
3	9/9/15	Fire Department	06066	Fire Station 66	1764, 1764-1, 1764-2, 1764-3, 1764-4, 1765-5	6,052	30	30
4	9/9/15	Fire Department	06074	Fire Station 74	1812, 1812-1	5,248	38	28
5	9/9/15	Chief Executive Office	10527	Florence-Firestone Comprehensive Child Care Center	6389	6,903	48	13
6	9/9/15	Children and Family Services	10528	Willowbrook Comprehensive Child Care Center	6383	8,016	37	11
7	9/14/15	Probation	00630	Barry J Nidorf Juvenile Hall	T006, T007, X428, X429, X430, X432, X433, Y274, Y275, Y276, Y277, Y278, Y279, Y280, Y281, Y283, Y284, Y285, Y286, Y287, Y288, Y289, Y290, Y291, Y416, Y651, Y280-1, Y287-1, Y284-1, Y297-1, Y297-2	374,498*	Calculating	431
8	9/14/15	Internal Services Department	00638	Barry J Nidorf Juvenile Power Plant	Y293	4,699	10	64
9	9/14/15	Probation	00632	Sylmar Juvenile Courthouse	Y297	36,692	Calculating	32
10	9/14/15	Probation	00699	Los Padrinos Juvenile Facility Courthouse	X998, X998-1, X998-2, X998-3, X998-4, X998-5	29,628*	Calculating	280
11	9/14/15	Probation	00700	Los Padrinos Juvenile Facility	3834, 3825, 3827, 3828, 3829, 4831, 4832, T008, X980, Y723, T412, 3830, X981, X982	124,233	Calculating	188
Totals					69 buildings	694,390	Calculating	1,120

*DPSS Civic Center parking garage was originally assessed in May 2015 but was not included in that month's report. In September, there was special follow-up to better ascertain structural observations within the building. Therefore, the building is being included in this report.

Map of Sites Visited (Assessment and Pre-assessment) - September 2015



Schedule Adjustments - September 2015

There were a number of scheduling adjustments made during the month of September. Certain assessment dates were postponed to allow for various types of follow-up visits. Examples of follow-up visits: detailed follow-up by a structural specialist, data audit of the recorded barcoded equipment, assessing buildings added to scope, etc. In the case of Lake Hughes, this site was postponed indefinitely due to a forest fire. Follow-up visits at the fire department and public health-related sites are generally prioritized.

List of Key Project Events during September 2015

09/01/2015 - AECOM sends CEO outline for website user profiles

09/01/2015 - Lake Hughes assessment indefinitely postponed due to site destruction in a forest fire

09/01/2015 - A: Survey BIS: 00039, Hall of Admin (10 of 12), Address: 500 W TEMPLE ST, Los Angeles
 C: Pre-survey BIS: 00630, Barry J Nidorf Juv Hall/Crts (5 of 7), Address: 16350 FILBERT ST, Sylmar
 D: Pre-survey BIS: 06131, Fire Station 131, Address: 2629 E AVE S AT 27TH ST. EAST, Palmdale
 D: Pre-survey BIS: 06024, Fire Station 24, Address: 1050 W AVENUE P, Palmdale
 D: Pre-survey BIS: 06136, Fire Station 136, Address: 3650 BOLZ RANCH RD, Palmdale

09/02/2015 - Website user scenarios sent to CEO

09/02/2015 - A: Survey BIS: 00039, Hall of Admin (11, 12 of 12), Address: 500 W TEMPLE ST, Los Angeles
 C: Pre-survey BIS: 00630, Barry J Nidorf Juv Hall/Crts (6 of 7), Address: 16350 FILBERT ST, Sylmar
 D: Pre-survey BIS: 05953, Fire-Lake Hughes Forestry, Address: 42150 N LAKE HUGHES RD, Lake Hughes
 D: Pre-survey BIS: 06117, Fire Station 117, Address: 44851 30TH ST E, Lancaster
 D: Pre-survey BIS: 06130, Fire Station 130, Address: 44558 N 40TH ST W, Lancaster
 E: Structural follow up BIS: 10767, DPSS Civic Center Parking Garage, 321 S HEWITT ST Los Angeles

09/03/2015 - Bi-weekly call

09/03/2015 - C: Pre-survey BIS: 00630, Barry J Nidorf Juv Hall/Crts (7 of 7), Address: 16350 FILBERT ST, Sylmar
 D: Pre-survey BIS: 06114, Fire Station 114, Address: 39939 N 170TH ST E, Palmdale
 D: Pre-survey BIS: 06080, Fire Station 80, Address: 1533 W SIERRA HWY, Acton

09/04/2015 - August 2015 Monthly report issued

09/04/2015 - Postponing Survey Fire Saugus Forestry BIS: 05954 and FS 81

09/08/2015 - C: Survey BIS: 06132, Fire Station 132, Address: 29310 SAND CANYON RD, Santa Clarita

09/09/2015 - B: Survey BIS: 10527, Firestone-F Child Care Center, Address: 7217 S MACE PL, Los Angeles
 B: Survey BIS: 10528, Willowbrook Child Care Center, Address: 12829 S JARVIS AVE, Los Angeles
 C: Pre-survey BIS: 06006, Fire Station 6, Address: 25517 NARBONNE AVE, Lomita
 C: Pre-survey BIS: 06106, Fire Station 106, Address: 27413 INDIAN PEAK RD, Rolling Hills Estates
 D: Survey BIS: 06074, Fire Station 74, Address: 12587 DEXTER PARK RD, San Fernando
 D: Survey BIS: 06066, Fire Station 66, Address: 2764 E EATON CANYON DR, Pasadena

09/10/2015 - B: Follow-up work at Fire Department HQ BIS: 05910, 00195,05912, 05914, 05915, 05916, 05917,05919
 C: Pre-survey BIS 06127, Fire Station 127, Address: 2049 E 223RD ST, Carson
 C: Pre-survey BIS 06036, Fire Station 36, Address: 127 W 223RD ST, Carson

09/14/2015 - C: Survey BIS: 00630, 00632, 00638 Barry J Nidorf Juv Hall/Crts (1 of 8), Address: 16350 FILBERT ST, Sylmar
 D: Survey BIS: 00699-00702, 00722, Los Padrinos Juvenile Hall/Courthouse (1 of 5), Address: 7281-7285 E QUILL DR, Downey

09/15/2015 - C: Survey BIS: 00630, 00632, 00638 Barry J Nidorf Juv Hall/Crts (2 of 8), Address: 16350 FILBERT ST, Sylmar
 D: Survey BIS: 00699-00702, 00722, Los Padrinos Juvenile Hall/Courthouse (2 of 5), Address: 7281-7285 E QUILL DR, Downey

09/16/2015 - C: Survey BIS: 00630, 00632, 00638 Barry J Nidorf Juv Hall/Crts (3 of 8), Address: 16350 FILBERT ST, Sylmar
 D: Survey BIS: 00699-00702, 00722, Los Padrinos Juvenile Hall/Courthouse (3 of 5), Address: 7281-7285 E QUILL DR, Downey

List of Key Project Events during September 2015 (continued)

09/17/2015 - CEO comments received on website user profiles

09/17/2015 - Bi-weekly call

09/17/2015 - C: Survey BIS: 00630, 00632, 00638 Barry J Nidorf Juv Hall/Crts (4 of 8), Address: 16350 FILBERT ST, Sylmar

D: Survey BIS: 00699-00702, 00722, Los Padrinos Juvenile Hall/Courthouse (4 of 5), Address: 7281-7285 E QUILL DR, Downey

09/18/2015 - CEO Capital Planning design workshop

09/18/2015 - D: Survey BIS: 00699-00702, 00722, Los Padrinos Juvenile Hall/Courthouse (5 of 5), Address: 7281-7285 E QUILL DR, Downey

09/21/2015 - A: Pre-survey BIS: 03748, Curtis Tucker Health Center, Address: 123 W MANCHESTER BLVD, Inglewood

A: Pre-survey BIS: 06495, Ruth Temple Health Center, Address: 3834 S WESTERN AVE, Los Angeles

C: Survey BIS: 00630, 00632, 00638 Barry J Nidorf Juv Hall/Crts (5 of 8), Address: 16350 FILBERT ST, Sylmar

D: Pre-survey BIS: 04680, Robinson Gardens, Address: 1008 ELDEN WAY, Beverly Hills

09/22/2015 - B: Pre-survey BIS: 05042, DHS-County Ambulance Dept HQ, Address: 5554 UNION PACIFIC AVE, Commerce

B: Pre-survey BIS: 06422, Simms and Mann Health Center, Address: 2509 W PICO BLVD, Santa Monica

C: Survey BIS: 00630, 00632, 00638 Barry J Nidorf Juv Hall/Crts (6 of 8), Address: 16350 FILBERT ST, Sylmar

09/23/2015 - A: Pre-survey BIS: 06517, Hollywood/ Wilshire PHC, Address: 5205 MELROSE AVE, Los Angeles

A: Pre-survey BIS: 06503, North Hollywood PHC Pacoima PHC, Address: 5300 TUJUNGA AVE, North Hollywood

A: Pre-survey BIS: 06504, Pacoima PHC, Address: 13300 VAN NUYS BLVD, Pacoima

C: Survey BIS: 00630, 00632, 00638 Barry J Nidorf Juv Hall/Crts (7 of 8), Address: 16350 FILBERT ST, Sylmar

D: Pre-survey BIS: 08193, 08197, El Cariso Community Regional Park, Address: 13100 HUBBARD ST, Sylmar

09/24/2015 - C: Survey BIS: 00630, 00632, 00638 Barry J Nidorf Juv Hall/Crts (8 of 8), Address: 16350 FILBERT ST, Sylmar

D: Pre-survey BIS: 08400, Veteran's Memorial, Address: 13000 SAYRE ST, Sylmar

09/28/2015 - A: Pre-survey BIS: 08210, George C Page Museum, Address: 5801 WILSHIRE BLVD, Los Angeles

C: Pre-survey BIS: 04054, 04055, Downey Admin Center, (1 of 2), Address: 9150 E IMPERIAL HWY, Downey

D: Pre-survey BIS: 06062, Fire Station 62, Address: 3701 N MILLS AVE, Claremont

D: Pre-survey BIS: 06101, Fire Station 101, Address: 606 W BONITA AVE, Claremont

D: Pre-survey BIS: 06048, Fire Station 48, Address: 15546 E ARROW HWY, Irwindale

09/29/2015 - A: Special Follow-Up BIS: 00039, Hall of Admin, Address: 500 W TEMPLE ST, Los Angeles

C: Pre-survey BIS: 04054, 04055, Downey Admin Center, (2 of 2), Address: 9150 E IMPERIAL HWY, Downey

D: Special Follow-Up BIS: 01830, Fire Camp 13, Address: 1250 S ENCINAL CANYON RD, Malibu

09/30/2015 - A: Special Follow-Up BIS: 00039, Hall of Admin, Address: 500 W TEMPLE ST, Los Angeles

B: Follow-up work at Fire Department HQ BIS: 05910, 00195,05912, 05914, 05915, 05916, 05917,05919

C: Pre-survey BIS: 06149, Fire Station 149, Address: 31770 RIDGE ROUTE RD, Castaic

C: Pre-survey BIS: 06077, Fire Station 77, Address: 46855 N PEACE VALLEY RD, Gorman

D: Special Follow-Up BIS: 01830, Fire Camp 13, Address: 1250 S ENCINAL CANYON RD, Malibu

Project Issues and Resolutions

As noted in previous reports, buildings without floor plans have been an ongoing issue for the assessment teams. Likewise, large rural sites without site plans pose a challenge in record keeping. The data workflow references GIS building outline shapes, which are matched to specific LACO (building) numbers and names. In many cases, the LACO numbers cannot be assigned based on field observation or interviews with on-site County staff. In these instances, field teams are instructed to generate a temporary, unofficial LACO number, which is then tracked in the database.

To add further complexity, rural sites often contain a mixture of in-scope and out-of-scope buildings. The result is that, occasionally, a finalized inventory of buildings cannot be resolved within the project's standard workflow. Thus, special follow-up visits occur. One solution being immediately implemented is reducing each team's field days from four days to three each week, giving the project team more time to research the site and coordinate the daily agenda of work. AECOM is currently working to implement a 5th field team in order to maintain the existing project pace. The fifth field team are expected to be on-line by the beginning of December.

Project Expectations for October 2015

During October, the expedient conclusion of ongoing assessments, follow-up visits, and pre-assessing the Fire Department's second tier of priority stations will be prioritized in the month of October. The result is a building portfolio averaging less than 10,000 square feet of new full assessments. Unlike recent months, no large County buildings are scheduled during October. Thus, the square footage of new sites will appear uncharacteristically low compared to previous months. October will be comprised of three work weeks of pre-surveys and two weeks of full surveys, totaling an estimated 220,000 square feet of full assessment.

Anticipated Schedule Adjustments for October 2015

No significant revisions to the current schedule are expected for October.

Anticipated Project Events during October 2015

10/01/2015 - Bi-weekly call

10/01/2015 - A: Special Follow-Up BIS: 00039, Hall of Admin, Address: 500 W TEMPLE ST, Los Angeles

C: Survey BIS: 05954, Fire Saugus Forestry, Address: 28750 N BOUQUET CANYON RD, Saugus

C: Survey BIS: 06081, Fire Station 81, Address: 8710 SIERRA HWY, Agua Dulce

D: Special Follow-Up BIS: 01830, Fire Camp 13, Address: 1250 S ENCINAL CANYON RD, Malibu

10/05/2015 - A: Special Follow-Up BIS: 00039, Hall of Admin, Address: 500 W TEMPLE ST, Los Angeles

D: Special Follow-Up BIS: , Camp 13, Address: 01830, Fire Camp 13, Address: 1250 S ENCINAL CANYON RD, Malibu

10/06/2015 - A: Special Follow-Up BIS: 00039, Hall of Admin, Address: 500 W TEMPLE ST, Los Angeles

C: Survey BIS 06127, Fire Station 127, Address: 2049 E 223RD ST, Carson

C: Survey BIS 06036, Fire Station 36, Address: 127 W 223RD ST, Carson

D: Survey BIS: 06131, Fire Station 131, Address: 2629 E AVE S AT 27TH ST. EAST, Palmdale

D: Survey BIS: 06024, Fire Station 24, Address: 1050 W AVENUE P, Palmdale

D: Survey BIS: 06136, Fire Station 136, Address: 3650 BOLZ RANCH RD, Palmdale

10/07/2015 - A: Special Follow-Up BIS: 00039, Hall of Admin, Address: 500 W TEMPLE ST, Los Angeles

B: Survey BIS: 05042, DHS-County Ambulance Dept HQ, Address: 5554 UNION PACIFIC AVE, Commerce

B: Survey BIS: 06422, Simms and Mann Health Center, Address: 2509 W PICO BLVD, Santa Monica

D: Survey BIS: 06114, Fire Station 114, Address: 39939 N 170TH ST E, Palmdale

D: Survey BIS: 06080, Fire Station 80, Address: 1533 W SIERRA HWY, Acton

10/08/2015 - A: Special Follow-Up BIS: 00039, Hall of Admin, Address: 500 W TEMPLE ST, Los Angeles

C: Pre-survey BIS: 06031, Fire Station 31, Address: 7521 E SOMERSET BLVD, Paramount

Anticipated Project Events during October 2015 (continued)

C: Pre-survey BIS: 06098, Fire Station 98, Address: 9814 MAPLEWOOD AVE, Bellflower
 C: Pre-survey BIS: 06164, Fire Station 164, Address: 6301 S SANTA FE AVE, Huntington Park
 D: Survey BIS: 06085, Fire Station 85, Address: 650 E GLADSTONE ST, Glendora
 10/13/2015 - A: Survey BIS: 06517, Hollywood/ Wilshire PHC, Address: 5205 MELROSE AVE, Los Angeles
 A: Survey BIS: 06503, North Hollywood PHC Pacoima PHC, Address: 5300 TUJUNGA AVE, North Hollywood
 A: Survey BIS: 06504, Pacoima PHC, Address: 13300 VAN NUYS BLVD, Pacoima
 B: Pre-survey BIS: 00054, Juvenile Justice Center, Address: 1601 EASTLAKE AVE, Los Angeles
 C: Pre-survey BIS: 06068, Fire Station 68, Address: 24130 CALABASAS RD, Calabasas
 C: Pre-survey BIS: 06125, Fire Station 125, Address: 5215 N LAS VIRGENES RD, Calabasas
 C: Pre-survey BIS: 06144, Fire Station 144, Address: 31981 W FOXFIELD DR, Westlake Village
 D: Survey BIS: 04750, Ford Amphitheatre, Address: 2580 E CAHUENGA BLVD, Hollywood
 10/14/2015 - A: Survey BIS: 08210, George C Page Museum, Address: 5801 WILSHIRE BLVD, Los Angeles
 C: Pre-survey BIS: 06011, Fire Station 11, Address: 2521 N MOLINO AVE, Altadena
 C: Pre-survey BIS: 06019, Fire Station 19, Address: 1729 FOOTHILL BLVD, La Canada
 C: Pre-survey BIS: 06082, Fire Station 82, Address: 352 FOOTHILL BLVD, La Canada
 D: Survey BIS: 06062, Fire Station 62, Address: 3701 N MILLS AVE, Claremont
 D: Survey BIS: 06101, Fire Station 101, Address: 606 W BONITA AVE, Claremont
 D: Survey BIS: 06048, Fire Station 48, Address: 15546 E ARROW HWY, Irwindale
 10/15/2015 - Bi-weekly call
 10/15/2015 - A: Survey BIS: 03748, Curtis Tucker Health Center, Address: 123 W MANCHESTER BLVD, Inglewood
 A: Survey BIS: 06495, Ruth Temple Health Center, Address: 3834 S WESTERN AVE, Los Angeles
 C: Special Follow-Up BIS: 00480, Central Juv Hall & Court, Address: 1605 EASTLAKE AVE, Los Angeles
 D: Survey BIS: 06117, Fire Station 117, Address: 44851 30TH ST E, Lancaster
 D: Survey BIS: 06130, Fire Station 130, Address: 44558 N 40TH ST W, Lancaster
 10/16/2015 - FAMIS demonstration with ISD
 10/19/2015 - B: Pre-survey BIS: 05041, DHS-Ferguson Admin Services Center, (1 of 5), Address: 5555 FERGUSON DR, Commerce
 C: Special Follow-Up BIS: 00480, Central Juv Hall & Court, Address: 1605 EASTLAKE AVE, Los Angeles
 D: Pre-survey BIS: 06092, Fire Station 92, Address: 8905 E AVE U, Littlerock
 D: Pre-survey BIS: 06140, Fire Station 140, Address: 8723 Elizabeth Lake Rd, Leona Valley, CA
 D: Pre-survey BIS: 06157, Fire Station 157, Address: 15921 SPUNKY CANYON RD, Saugus
 10/20/2015 - B: Pre-survey BIS: 05041, DHS-Ferguson Admin Services Center, (2 of 5), Address: 5555 FERGUSON DR, Commerce
 C: Special Follow-Up BIS: 00480, Central Juv Hall & Court, Address: 1605 EASTLAKE AVE, Los Angeles
 10/21/2015 - B: Pre-survey BIS: 05041, DHS-Ferguson Admin Services Center, (3 of 5), Address: 5555 FERGUSON DR, Commerce
 C: Survey BIS: 06006, Fire Station 6, Address: 25517 NARBONNE AVE, Lomita
 C: Survey BIS: 06106, Fire Station 106, Address: 27413 INDIAN PEAK RD, Rolling Hills Estates
 D: Pre-survey BIS: 06026, Fire Station 26, Address: 15336 E ELLIOTT AVE, La Puente
 D: Pre-survey BIS: 06091, Fire Station 91, Address: 2691 S TURNBULL CANYON RD, Hawaiian Gardens
 D: Pre-survey BIS: 06120, Fire Station 120, Address: 1051 S GRAND AVE, Diamond Bar
 10/22/2015 - A: Pre-survey BIS: 00101, Action Rehab, (1 of 5), Address: 30500 ARRASTRE CANYON RD, Acton
 B: Pre-survey BIS: 05041, DHS-Ferguson Admin Services Center, (4 of 5), Address: 5555 FERGUSON DR, Commerce
 C: Pre-survey BIS: 06320, Fire-Pacoima, (1 of 3), Address: 12605 OSBORNE ST, Pacoima
 10/26/2015 - Project Builder approval workshop

Anticipated Project Events during October 2015 (continued)

10/26/2015 - A: Pre-survey BIS: 00101, Action Rehab, (2 of 5), Address: 30500 ARRASTRE CANYON RD, Acton
B: Pre-survey BIS: 05041, DHS-Ferguson Admin Services Center, (5 of 5), Address: 5555 FERGUSON DR, Commerce
C: Pre-survey BIS: 06320, Fire-Pacoima, (2 of 3), Address: 12605 OSBORNE ST, Pacoima
10/27/2015 - A: Pre-survey BIS: 00101, Action Rehab, (3 of 5), Address: 30500 ARRASTRE CANYON RD, Acton
C: Pre-survey BIS: 06320, Fire-Pacoima, (3 of 3), Address: 12605 OSBORNE ST, Pacoima
D: Pre-survey BIS: 06029, Fire Station 29, Address: 14334 E ANGELES ST, Baldwin Park
D: Pre-survey BIS: 06044, Fire Station 44, Address: 1105 S HIGHLAND AVE, Duarte
10/28/2015 - A: Pre-survey BIS: 00101, Action Rehab, (4 of 5), Address: 30500 ARRASTRE CANYON RD, Acton
C: Pre-survey BIS: 05191, 10299, Kenyon Justice Center Office, Address: 7672 S CENTRAL AVE, Los Angeles
D: Pre-survey BIS: 06097, Fire Station 97, Address: 18453 E SIERRA MADRE AVE, Azusa
D: Pre-survey BIS: 06151, Fire Station 151, Address: 231 W MOUNTAIN VIEW AVE, Glendora
10/29/2015 - Bi-weekly call
10/29/2015 - CAMPS and EM systems demonstration
10/29/2015 - A: Pre-survey BIS: 00101, Action Rehab, (5 of 5), Address: 30500 ARRASTRE CANYON RD, Acton
D: Pre-survey BIS: 06110, Fire Station 110, Address: 4433 ADMIRALTY WAY, Marina Del Ray
D: Pre-survey BIS: 06116, Fire Station 116, Address: 755 E VICTORIA ST, Carson
D: Pre-survey BIS: 06021, Fire Station 21, Address: 4312 W 147TH ST, Lawndale



County of Los Angeles CHIEF EXECUTIVE OFFICE

Kenneth Hahn Hall of Administration
500 West Temple Street, Room 713, Los Angeles, California 90012
(213) 974-1101
<http://ceo.lacounty.gov>

SACHI A. HAMAI
Chief Executive Officer

February 18, 2016

To: Supervisor Hilda L. Solis, Chair
Supervisor Mark Ridley-Thomas
Supervisor Sheila Kuehl
Supervisor Don Knabe
Supervisor Michael D. Antonovich

From: Sachi A. Hamai
Chief Executive Officer

Board of Supervisors
HILDA L. SOLIS
First District

MARK RIDLEY-THOMAS
Second District

SHEILA KUEHL
Third District

DON KNABE
Fourth District

MICHAEL D. ANTONOVICH
Fifth District

PHASE II BUILDING CONDITION ASSESSMENTS AND ASSET MANAGEMENT DATABASE (ITEM NO. 10, AGENDA OF AUGUST 12, 2014)

This is to report the status and progress of the Phase II Deferred Maintenance Building Condition Assessments and Asset Management Database (Project) for the fourth quarter of 2015.

During the fourth quarter reporting period, AECOM Technical Services Inc.'s (AECOM) field teams assessed more than a million square feet of buildings. Its planning staff began developing projects with the online database system, and held several workshops with County Facility Maintenance staff of the Internal Services (ISD) and Fire Departments (Fire) to refine and test project development and reporting tools. The AECOM planning team also held workshops with Chief Executive Office (CEO) Capital Programs Budget staff for the development of capital planning tools.

Assessment Schedule/Scope

From February through December 2015, AECOM has assessed the condition of 505 buildings totaling 6,175,491 square feet, which equates to 25.65 percent of the scope of the agreement. 154 buildings totaling 1.1 million square feet were assessed in the quarter of October 1 through December 30, 2015, which included 84 buildings at 43 fire stations; 34 buildings at eight Probation facilities; 24 buildings at 16 Health and Public Health clinics and administrative facilities; and 12 buildings at two Parks and Recreation facilities. As of December 30, 2015, the estimated value of proposed projects developed from building deficiencies using the test version of the database is \$9.8 million, which represents repairs over 461,000 square feet among 119 buildings, or nearly 2 percent of the total building square feet currently identified in AECOM's scope of work.

"To Enrich Lives Through Effective And Caring Service"

**Please Conserve Paper – This Document and Copies are Two-Sided
Intra-County Correspondence Sent Electronically Only**

The rate of assessed square feet during this fourth quarter dipped slightly lower than the average of previous quarters, due to a temporary reduction in assessment team personnel. Once the field teams were re-staffed and trained, the number of square feet assessed in December rebounded to nearly the monthly average of the previous quarter.

Project Development

In this reporting period, AECOM implemented testing of the project development and reporting tools. These tools organize the individual deficiencies identified within a facility into logical groupings which could be implemented as a repair project. ISD and Fire staff participated in several work sessions led by the AECOM planning team. The work sessions consisted of needs assessment interviews, draft report, and database review and feedback. The AECOM team assessed maintenance work order workflows and practices of the two departments to align the database with their business practices, data collection and output. Using this information to develop system mock-ups and draft reports, AECOM led follow-up sessions for County staff to review and comment. The project development tool, including adjustments in prioritization criteria and data sorting, should be implemented during the first quarter of 2016.

In the first quarter of 2016, the replacement cost of equipment for which the estimated service life has expired will also be reflected in the project development reports, and in subsequent updates of the cumulative value of deferred maintenance needs.

Capital Planning

Using the project scope development data, AECOM developed draft reports and system mock-ups to demonstrate proposed functions and reports for the capital planning tool. Based on facility condition and maintenance project information, the capital planning tool will graphically display the scope and estimated resources required to repair, or replace, deficient building systems. These forecasts can be modeled for various scenarios through "queries" or "filters" using various parameters; i.e., type of repair, district, department, proprietor, location, time frames, etc. Roll-out of the capital planning tool will follow the County's approval of the project development tool, which is about 80 percent complete.

County Resources

During the current building condition assessments performed by AECOM's field teams, ISD has assigned supporting roles to staff, including dedicating one staff person, full time, to locate and provide floor plans and as-built drawings to the field teams, and act as liaison to the field teams and County department staff at each facility. In addition, staff from ISD and Fire assisted in the planning and prioritization of the assessment schedule, and acted as subject matter experts regarding work flow of work orders and other County maintenance specific processes.

Each Supervisor
February 18, 2016
Page 3

The facility assessment tools and workflows related to using and updating system information are being designed to integrate with current County processes and practices. Following completion of the condition assessment work by AECOM, County staff will assume responsibility to conduct periodic reviews of the buildings, and update the condition database. CEO and ISD are currently evaluating what resources will be required for the County to effectively self-perform ongoing assessments, analysis of deficiency and lifecycle data, project development, and capital planning functions. It is clear that the most critical resource required to perform ongoing building condition assessments is additional staff with maintenance and project management expertise. To systematically plan, schedule, and forecast costs to maintain County assets, will require an ongoing commitment to update the facility assessment tool.

As strategies are explored to prepare for the transfer of the Asset Management Database (AMD), and the functions to maintain it, from the consultant to the County, the CEO and ISD will continue to update the Board on AECOM's performance and progress, as well as the County's options to support and use the AMD. For your reference, attached are Monthly Progress Reports for October through December 2015 (Attachments A-1 through A-3).

If you have any questions, please contact Brad Bolger at (213) 974-1360, or email at bbolger@ceo.lacounty.gov.

SAH:JJ:DPH
BMB:CY:RB:zu

Attachments

c: Executive Office, Board of Supervisors
County Counsel
Internal Services



County of Los Angeles

Deferred Maintenance Program Services Monthly Progress Report - October 2015

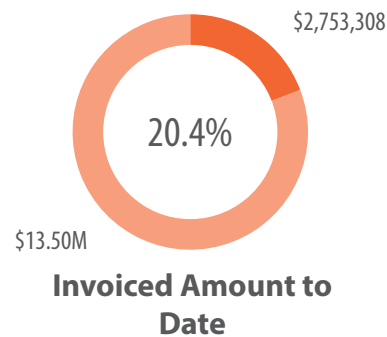
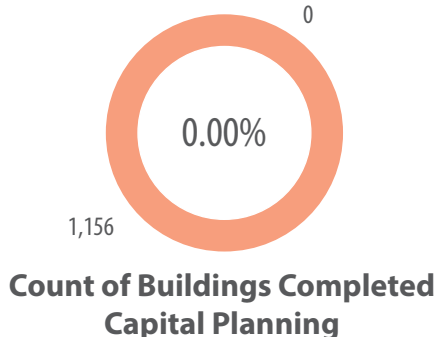
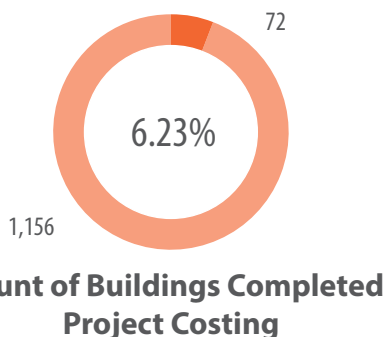
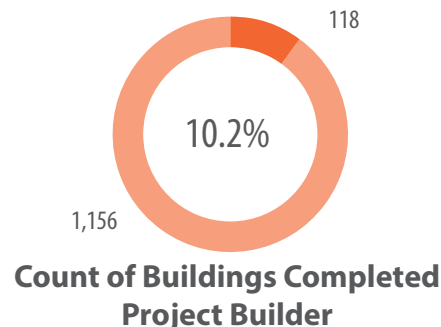
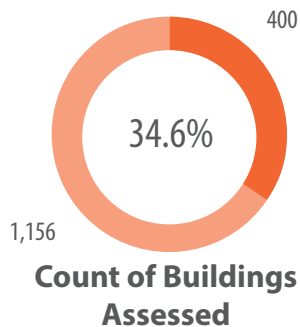
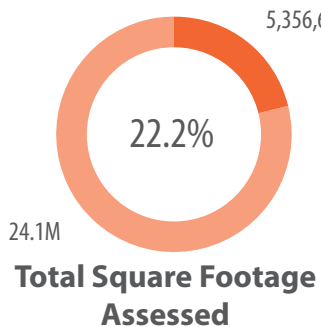


Report Contents

1. Overall Project Snapshot
2. Executive Summary - October 2015
3. Monthly Details - October 2015
4. Issues and Resolutions
5. Next Month's Schedule Outlook

Overall Project Snapshot

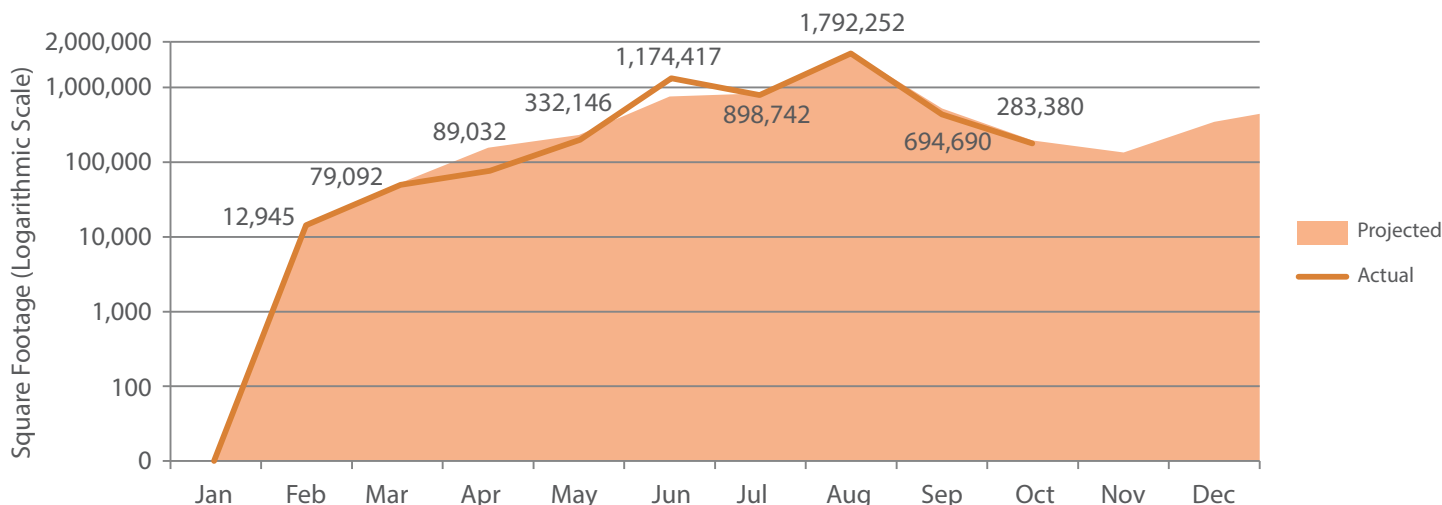
Contract Start Date: 17 October 2014
 Estimated Completion Date: 16 October 2017
 Contract End Date: 16 October 2017
 Contract Value: \$13,500,115



Current Status of County Buildings within All Project Phases

1) Staging:	748	4) Preliminary Analysis:	138	7) Project Costing:	46
2) Pre-Assessment:	54	5) Deficiency Costing:	58	8) Project Approval:	72
3) Assessment:	107	6) Project Building:	41	9) Capital Planning:	0

Assessment Progress Tracking



Executive Summary - October 2015

In October, the field teams assessed 280,000 square feet across nearly 50 County buildings. The largest new sites assessed during this month were smaller in scale than previous months. The two largest new sites were the Sims and Mann Health Center and the George C Page Museum. Other key project activities included the project's first Project Builder approval workshop as well as a demonstration of ISD's FAMIS computer tracking system.

Compared Monthly Statistics - October 2015

Square Feet Assessed

Last Month:	694,390
This Month:	283,380
Next Month (Projected):	136,759

Count of Buildings Assessed

Last Month:	69
This Month:	50
Next Month (Projected):	15

Dollars Invoiced

Last Month:	\$356,155
This Month:	\$158,513

No. Departments Assessed

Last Month:	6
This Month:	4
Next Month (Projected):	2

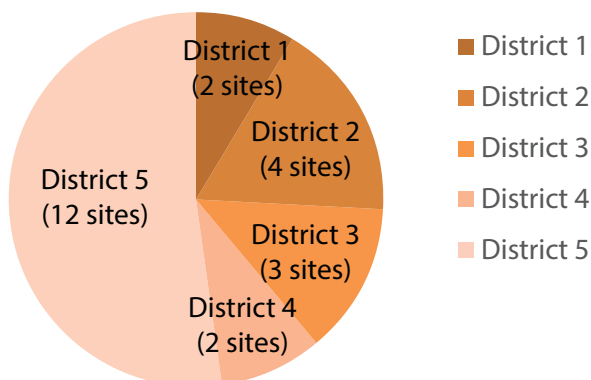
Monthly Report – October 2015

Numerous sites requiring follow-up visits were concluded during the month of October. Despite this, the amount of new square footage assessed was greater than projected at the end of September. One reason is a few sites were added to the schedule. More significantly, towards the end of the month, field teams implemented a modified approach that combined pre-assessment and full assessment into a single visit. This technique is an exciting development that can, in certain cases, reduce the process from two separate visits into a single, more intensive visit. During the month of October, the building types assessed were health centers, fire stations and museum buildings. Field teams visited the following departments: Fire Department, Health Services, Probation and Public Health.

Summary of Deferred Maintenance Costs to Date (New Section)

The County has requested an ongoing total estimate for the cost of corrective actions as part of this monthly project report. Currently, only buildings within the Project Approval phase have associated costs, which total \$5 million. This figure is for approximately 72 buildings totaling 275,000 gross square feet. Please note that these projects have not yet been formally approved by County project staff, and are for informational (non-budgetary) purposes only. Furthermore, the automated service life expiration (deferred maintenance) costs are not included in the above figure, but will be rolled into subsequent updates.

Quantity of Sites Assessed per District - October 2015



Monthly Key Statistics - October 2015

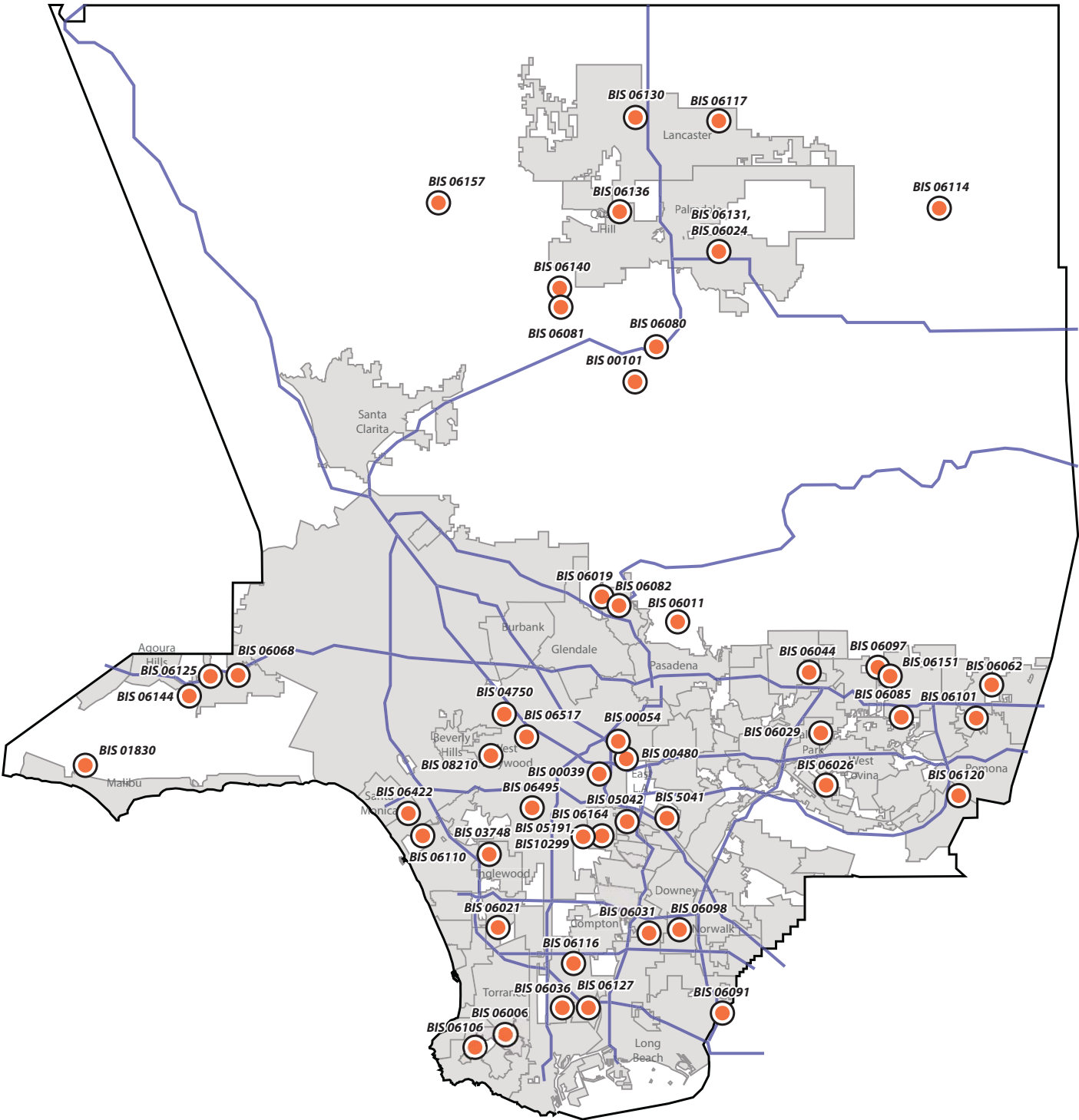
Total GSF:	283,380
Total Building Count:	50
Quantity of Departments:	4
Quantity of Deficiencies:	466
Quantity of Barcodes:	561
Dollars Invoiced:	\$158,513
Percent Completed:	1.17%

List of Assessed Sites - October 2015

#	Date	Department	BIS	Site Name	LACO	GSF	Deficiency Quantity	Barcode Quantity
1	10/01/15	Probation	00480	Central Juvenile Hall and Court*	T610-1, X282, 4244-1, 0617, 0618, 0619, 3111-1, 0617-1, 0620	2,896	Data audit	Data audit
2	10/01/15	Fire Department	06081	Fire Station 81	1884, 1884-1, 1884-2	8,049	Data audit	23
3	10/06/15	Fire Department	06024	Fire Station 24	3499, 3499-1	4,414	28	17
4	10/06/15	Fire Department	06036	Fire Station 36	5656	5,663	16	12
5	10/06/15	Fire Department	06127	Fire Station 127	5566, 5566-1	5,894	12	12
6	10/06/15	Fire Department	06131	Fire Station 131	A407, A407-1	6,335	16	24
7	10/06/15	Fire Department	06136	Fire Station 136	X674, X674-1	11,331	17	28
8	10/07/15	Fire Department	06080	Fire Station 80	6302, 6302-1	4,936	17	26
9	10/07/15	Fire Department	06114	Fire Station 114	Y441, Y441-1, Y441-2, Y441-3, Y441-4	4,435	21	24
10	10/07/15	Health Services	06422	Simms and Mann Health Center	5570, 5570-1	37,342	43	56
11	10/07/15	Health Services	05042	County Ambulance Department Headquarters	T404	1,440	7	7
12	10/08/15	Fire Department	06085	Fire Station 85	3836	3,242	27	18
13	10/13/15	Public Health	06517	Hollywood/Wilshire Public Health Center	5461, 5461-1	28,328	44	45
14	10/14/15	Public Health	08210	George C Page Museum	6576	61,529	40	56
15	10/14/15	Fire Department	06062	Fire Station 62	X162	4,500	20	17
16	10/14/15	Fire Department	06101	Fire Station 101	X243	4,200	16	20
18	10/15/15	Fire Department	06117	Fire Station 117	X158, X158-1	4,900	25	24
19	10/15/15	Public Health	06495	Dr. Ruth Temple Health Center	5276	29,023	37	50
20	10/15/15	Fire Department	06130	Fire Station 130	X558, X558-1	5,893	25	22
17	10/20/15	Public Health	03748	Curtis Tucker Public Health Center	5933	28,743	23	43
21	10/21/15	Fire Department	06106	Fire Station 106	6516, 6516-1, 6516-3	6,244	QA/QC	QA/QC
22	10/21/15	Fire Department	06006	Fire Station 6	3196, 3196-1, 3196-2	3,323	QA/QC	QA/QC
23	10/28/15	Fire Department	06115	Fire Station 115	X250	11,269	32	37
Totals					50 buildings	283,380	466	561

*Note: Central Juvenile Hall Court was partially assessed and recorded as part of the monthly report for August. The buildings and square footages listed here only pertain to the buildings on site receiving assessments during the month of October.

Map of Sites Visited (Assessment and Pre-assessment) - October 2015



Schedule Adjustments - October 2015

There were a number of scheduling adjustments made during the month of September, in which certain sites were postponed, cancelled or accelerated.

- North Hollywood Public Health Center
- Pacoima Public Health Center
- Fire Station 48
- Ford Amphitheatre
- Fire Pacoima
- Kenyon Justice Center Office
- Fire Station 115

List of Key Project Events during October 2015

10/01/2015 - FAMIS flow chart received from ISD, David Harris

FS 97 removed from scope as per CEO request, affects dates 10/28 and 12/15

A: Special Follow-Up BIS: 00039, Hall of Admin, Address: 500 W TEMPLE ST, Los Angeles

C: Survey BIS: 05954, Fire Saugus Forestry, Address: 28750 N BOUQUET CANYON RD, Saugus

C: Survey BIS: 06081, Fire Station 81, Address: 8710 SIERRA HWY, Agua Dulce

D: Special Follow-Up BIS: 01830, Fire Camp 13, Address: 1250 S ENCINAL CANYON RD, Malibu

10/05/2015 - A: Special Follow-Up BIS: 00039, Hall of Admin, Address: 500 W TEMPLE ST, Los Angeles

D: Special Follow-Up BIS: , Camp 13, Address: 01830, Fire Camp 13, Address: 1250 S ENCINAL CANYON RD, Malibu

10/06/2015 - A: Special Follow-Up BIS: 00039, Hall of Admin, Address: 500 W TEMPLE ST, Los Angeles

C: Survey BIS 06127, Fire Station 127, Address: 2049 E 223RD ST, Carson

C: Survey BIS 06036, Fire Station 36, Address: 127 W 223RD ST, Carson

D: Survey BIS: 06131, Fire Station 131, Address: 2629 E AVE S AT 27TH ST. EAST, Palmdale

D: Survey BIS: 06024, Fire Station 24, Address: 1050 W AVENUE P, Palmdale

D: Survey BIS: 06136, Fire Station 136, Address: 3650 BOLZ RANCH RD, Palmdale

10/07/2015 - A: Special Follow-Up BIS: 00039, Hall of Admin, Address: 500 W TEMPLE ST, Los Angeles

B: Survey BIS: 05042, DHS-County Ambulance Dept HQ, Address: 5554 UNION PACIFIC AVE, Commerce

B: Survey BIS: 06422, Simms and Mann Health Center, Address: 2509 W PICO BLVD, Santa Monica

D: Survey BIS: 06114, Fire Station 114, Address: 39939 N 170TH ST E, Palmdale

D: Survey BIS: 06080, Fire Station 80, Address: 1533 W SIERRA HWY, Acton

10/08/2015 - A: Special Follow-Up BIS: 00039, Hall of Admin, Address: 500 W TEMPLE ST, Los Angeles

C: Pre-survey BIS: 06031, Fire Station 31, Address: 7521 E SOMERSET BLVD, Paramount

C: Pre-survey BIS: 06098, Fire Station 98, Address: 9814 MAPLEWOOD AVE, Bellflower

C: Pre-survey BIS: 06164, Fire Station 164, Address: 6301 S SANTA FE AVE, Huntington Park

D: Survey BIS: 06085, Fire Station 85, Address: 650 E GLADSTONE ST, Glendora

10/13/2015 - A: Survey BIS: 06517, Hollywood/ Wilshire PHC, Address: 5205 MELROSE AVE, Los Angeles

B: Pre-survey BIS: 00054, Juvenile Justice Center, Address: 1601 EASTLAKE AVE, Los Angeles

C: Pre-survey BIS: 06068, Fire Station 68, Address: 24130 CALABASAS RD, Calabasas

C: Pre-survey BIS: 06125, Fire Station 125, Address: 5215 N LAS VIRGENES RD, Calabasas

C: Pre-survey BIS: 06144, Fire Station 144, Address: 31981 W FOXFIELD DR, Westlake Village

10/14/2015 - A: Survey BIS: 08210, George C Page Museum, Address: 5801 WILSHIRE BLVD, Los Angeles

C: Pre-survey BIS: 06011, Fire Station 11, Address: 2521 N MOLINO AVE, Altadena

List of Key Project Events during October 2015 (continued)

C: Pre-survey BIS: 06019, Fire Station 19, Address: 1729 FOOTHILL BLVD, La Canada

C: Pre-survey BIS: 06082, Fire Station 82, Address: 352 FOOTHILL BLVD, La Canada

D: Survey BIS: 06062, Fire Station 62, Address: 3701 N MILLS AVE, Claremont

D: Survey BIS: 06101, Fire Station 101, Address: 606 W BONITA AVE, Claremont

10/15/2015 - Bi-weekly call

A: Survey BIS: 06495, Ruth Temple Health Center, Address: 3834 S WESTERN AVE, Los Angeles

C: Special Follow-Up BIS: 00480, Central Juv Hall & Court, Address: 1605 EASTLAKE AVE, Los Angeles

D: Survey BIS: 06117, Fire Station 117, Address: 44851 30TH ST E, Lancaster

D: Survey BIS: 06130, Fire Station 130, Address: 44558 N 40TH ST W, Lancaster

10/16/2015 - FAMIS demonstration with ISD with short CAMPS preview

10/19/2015 - B: Pre-survey BIS: 05041, DHS-Ferguson AdminServices Center, (1 of 5), Address: 5555 FERGUSON DR, Commerce

C: Special Follow-Up BIS: 00480, Central Juv Hall & Court, Address: 1605 EASTLAKE AVE, Los Angeles

D: Pre-survey BIS: 06092, Fire Station 92, Address: 8905 E AVE U, Littlerock

D: Pre-survey BIS: 06140, Fire Station 140, Address: 8723 Elizabeth Lake Rd, Leona Valley, CA

D: Pre-survey BIS: 06157, Fire Station 157, Address: 15921 SPUNKY CANYON RD, Saugus

10/20/2015 - A: Survey BIS: 03748, Curtis Tucker Health Center, Address: 123 W MANCHESTER BLVD, Inglewood

B: Pre-survey BIS: 05041, DHS-Ferguson AdminServices Center, (2 of 5), Address: 5555 FERGUSON DR, Commerce

C: Special Follow-Up BIS: 00480, Central Juv Hall & Court, Address: 1605 EASTLAKE AVE, Los Angeles

10/21/2015 - B: Pre-survey BIS: 05041, DHS-Ferguson AdminServices Center, (3 of 5), Address: 5555 FERGUSON DR, Commerce

C: Survey BIS: 06006, Fire Station 6, Address: 25517 NARBONNE AVE, Lomita

C: Survey BIS: 06106, Fire Station 106, Address: 27413 INDIAN PEAK RD, Rolling Hills Estates

D: Pre-survey BIS: 06026, Fire Station 26, Address: 15336 E ELLIOTT AVE, La Puente

D: Pre-survey BIS: 06091, Fire Station 91, Address: 2691 S TURNBULL CANYON RD, Hawaiian Gardens

D: Pre-survey BIS: 06120, Fire Station 120, Address: 1051 S GRAND AVE, Diamond Bar

10/22/2015 - B: Pre-survey BIS: 05041, DHS-Ferguson AdminServices Center, (4 of 5), Address: 5555 FERGUSON DR, Commerce

10/26/2015 - Project Builder approval workshop with CEO, ISD and Fire Department

A and C: Pre-survey BIS: 00101, Action Rehab, (1 of 4), Address: 30500 ARRASTRE CANYON RD, Acton

B: Pre-survey BIS: 05041, DHS-Ferguson AdminServices Center, (5 of 5), Address: 5555 FERGUSON DR, Commerce

10/27/2015 - A and C: Pre-survey BIS: 00101, Action Rehab, (2 of 4), Address: 30500 ARRASTRE CANYON RD, Acton

D: Pre-survey BIS: 06029, Fire Station 29, Address: 14334 E ANGELES ST, Baldwin Park

D: Pre-survey BIS: 06044, Fire Station 44, Address: 1105 S HIGHLAND AVE, Duarte

10/28/2015 - A and C: Pre-survey BIS: 00101, Action Rehab, (3 of 4), Address: 30500 ARRASTRE CANYON RD, Acton

D: Pre-survey BIS: 06097, Fire Station 97, Address: 18453 E SIERRA MADRE AVE, Azusa

D: Pre-survey BIS: 06151, Fire Station 151, Address: 231 W MOUNTAIN VIEW AVE, Glendora

10/29/2015 - A and C: Pre-survey BIS: 00101, Action Rehab, (3 of 4), Address: 30500 ARRASTRE CANYON RD, Acton

D: Pre-survey BIS: 06110, Fire Station 110, Address: 4433 ADMIRALTY WAY, Marina Del Ray

D: Pre-survey BIS: 06116, Fire Station 116, Address: 755 E VICTORIA ST, Carson

D: Pre-survey BIS: 06021, Fire Station 21, Address: 4312 W 147TH ST, Lawndale

Project Issues and Resolutions

The LACO's of high-level building information remains an ongoing issue that affects the project's timeliness and efficiency. Field teams often find buildings for which no County record exists. Official building numbers, known as LACO numbers, are crucial to joining newly observed data with existing County information, such as a building's size, history and known issues. Specifically in the case of the Fire Pacoima site (BIS 06320), the project team postponed its scheduled visit due to this issue being widespread. Meanwhile, County staff research alternate record-keeping sources for specific LACO numbers, and will determine which buildings will be included or added to the project's scope of work.

The other key project issue is the simultaneous departure of a number of field team staff. The staffing strategy has been to mobilize four field teams. However, the amount of departures reduced the effective field team staffing to approximately 2.5 teams. In response, new staff were recruited and commenced training during the month of October. These staff will become fully integrated during the month of November. Field teams are expected to return to full strength in December.

As mentioned in the previous monthly report, AECOM is planning to implement a fifth field team in order to maintain an appropriate project pace. The fifth field team is expected to be on-line during January 2016.

Project Expectations for November 2015

During the first half of November, there is a decrease in full assessments due to the postponed pre-assessments in October. There will also be a reduction in new square footage due to the unexpected closure of Camps Munz and Mendenhall from seasonal wildfires and subsequent mudslides. In addition, Camp Kilpatrick was also recently removed from the schedule due to its recent demolition. During the second half of the month, three field teams will be fully engaged in pre-assessment activities, in preparation for the fourth field team being remobilized during December. Finally, the teams will take a break during the last week of November in observance of Thanksgiving.

Anticipated Schedule Adjustments for November 2015

Previously postponed visits will be inserted into the schedule selectively toward the second half of the month.

Anticipated Project Events during November 2015

11/02/2015 - C: Survey BIS 04054, 04055, Downey Administrative Center, (1 of 2), Address: 9150 E IMPERIAL HWY, Downey

11/03/2015 - C: Survey BIS 04054, 04055, Downey Administrative Center, (2 of 2), Address: 9150 E IMPERIAL HWY, Downey

11/05/2015 - CAMPS and Extraordinary Maintenance (EM) Systems Demonstrations

C: Survey BIS 06031, Fire Station 31, Address: 7521 E SOMERSET BLVD, Paramount

C: Survey BIS 06098, Fire Station 98, Address: 9814 MAPLEWOOD AVE, Bellflower

D: Survey BIS 06164, Fire Station 164, Address: 6301 S SANTA FE AVE, Huntington Park

11/09/2015 - C: Survey BIS 06068, Fire Station 68, Address: 24130 CALABASAS RD, Calabasas

C: Survey BIS 06125, Fire Station 125, Address: 5215 N LAS VIRGENES RD, Calabasas

D: Survey BIS 06144, Fire Station 144, Address: 31981 W FOXFIELD DR, Westlake Village

11/10/2015 - B: Survey BIS 00054, Northeast Juvenile Justice Center, Address: 1601 EASTLAKE AVE, Los Angeles

C: Survey BIS 06011, Fire Station 11, Address: 2521 N MOLINO AVE, Altadena

C: Survey BIS 06019, Fire Station 19, Address: 1729 FOOTHILL BLVD, La Canada-Flintridge

D: Survey BIS 06082, Fire Station 82, Address: 352 FOOTHILL BLVD, La Canada-Flintridge

11/12/2015 - Bi-weekly call

A: Pre-survey BIS 03707, Glendale Public Health Center, Address: 501 N GLENDALE AVE, Glendale

A: Pre-survey BIS 06440, Burbank Public Health Center, Address: 1101 W MAGNOLIA BLVD, Burbank

C: Survey BIS 06092, Fire Station 92, Address: 8905 E AVE U, Littlerock

C: Survey BIS 06140, Fire Station 140, Address: 8723 ELIZABETH LAKE RD, Leona Valley

D: Survey BIS 06157, Fire Station 157, Address: 15921 SPUNKY CANYON RD, Saugus

11/16/2015 - B: Pre-survey BIS 06477, Long Beach Comprehensive Health Center, (1 of 2), Address: 1333 CHESTNUT AVE,

Anticipated Project Events during November 2015 (continued)

Long Beach

C: Pre-survey BIS 09020, Crenshaw Probation Office, (1 of 2), Address: 3606 W EXPOSITION BLVD, Los Angeles

D: Pre-survey BIS 06071, Fire Station 71, Address: 28722 PACIFIC COAST HWY, Malibu

D: Pre-survey BIS 06099, Fire Station 99, Address: 32550 PACIFIC COAST HWY, Malibu

D: Pre-survey BIS 06072, Fire Station 72, Address: 1832 S DECKER RD, Malibu

11/17/2015 - B: Pre-survey BIS 06477, Long Beach Comprehensive Health Center, (2 of 2), Address: 1333 CHESTNUT AVE, Long Beach

C: Pre-survey BIS 09020, Crenshaw Probation Office, (2 of 2), Address: 3606 W EXPOSITION BLVD, Los Angeles

D: Pre-survey BIS 06124, Fire Station 124, Address: 25870 HEMINGWAY AVE, Stevenson Ranch

D: Pre-survey BIS 06046, Fire Prevention Office, Former Fire Station 46, Address: 14425 OLIVE VIEW DR, Sylmar

11/18/2015 - A: Pre-survey BIS 05025, LA County Crematory, Address: 3301 E 1ST ST, Los Angeles

B: Pre-survey BIS 06488, Wilmington Health Center, Address: 1325 BROAD AVE, Wilmington

D: Pre-survey BIS 06111, Fire Station 111, Address: 26829 N SECO CANYON RD, Santa Clarita

D: Pre-survey BIS 06108, Fire Station 108, Address: 28799 N ROCK CANYON DR, Santa Clarita

11/19/2015 - B: Pre-survey BIS 03638, Bellflower Health Center, Address: 10005 E FLOWER ST, Bellflower

B: Pre-survey BIS 05581, La Puente Health Center, Address: 15930 E CENTRAL AVE, La Puente

C: Pre-survey BIS 02450, Camp Miller, Address: 427 S ENCINAL CANYON RD, Malibu

11/23/2015 - A: Pre-survey BIS 06448, Oasis Clinic, Address: 1807 E 120TH ST, Los Angeles

B: Pre-survey BIS 10925, Kid's Place Employee Child Care, Address: 2916 S HOPE ST, Los Angeles

C: Pre-survey BIS 00220, Camp Gonzalez, (1 of 2), Address: 1301 N LAS VIRGENES RD, Calabasas

D: Pre-survey BIS 06051, Fire Station 51, Address: 3900 N LANKERSHIM BLVD, Universal City

D: Pre-survey BIS 06070, Fire Station 70, Address: 3970 CARBON CANYON RD, Malibu

11/24/2015 - A: Pre-survey BIS 06505, South Bay Environmental Health, Address: 122 W 8TH ST, San Pedro

C: Pre-survey BIS 00220, Camp Gonzalez, (2 of 2), Address: 1301 N LAS VIRGENES RD, Calabasas

D: Pre-survey BIS 06001, Fire Station 1, Address: 1108 N EASTERN AVE, Los Angeles

D: Pre-survey BIS 06003, Fire Station 3, Address: 930 S EASTERN AVE, East Los Angeles

D: Pre-survey BIS 06054, Fire Station 54, Address: 4867 SOUTHERN AVE, South Gate



County of Los Angeles

Deferred Maintenance Program Services Monthly Progress Report - November 2015

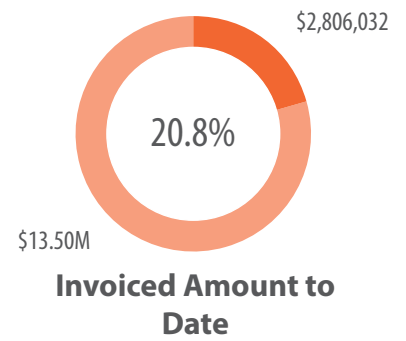
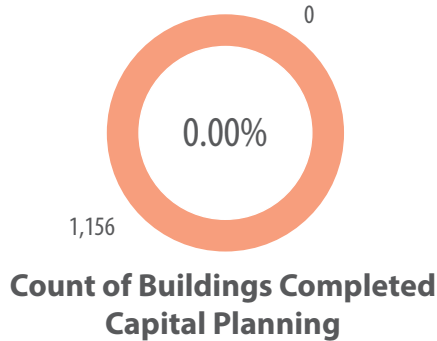
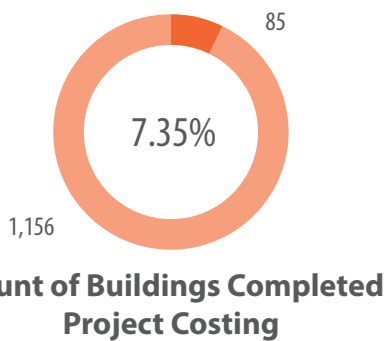
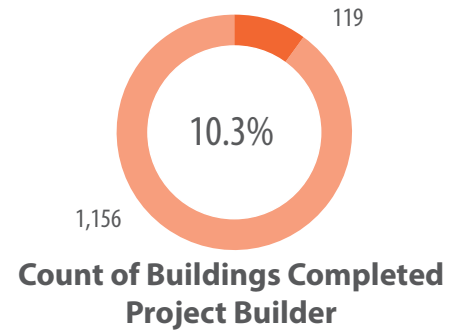
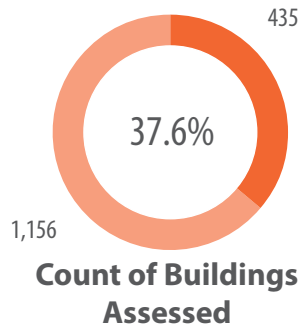
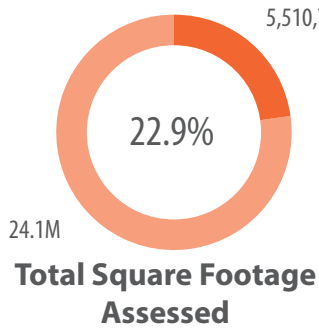


Report Contents

1. Overall Project Snapshot
2. Executive Summary - November 2015
3. Monthly Details - November 2015
4. Issues and Resolutions
5. Next Month's Schedule Outlook

Overall Project Snapshot

Contract Start Date: 17 October 2014
 Estimated Completion Date: 16 October 2017
 Contract End Date: 16 October 2017
 Contract Value: \$13,500,115

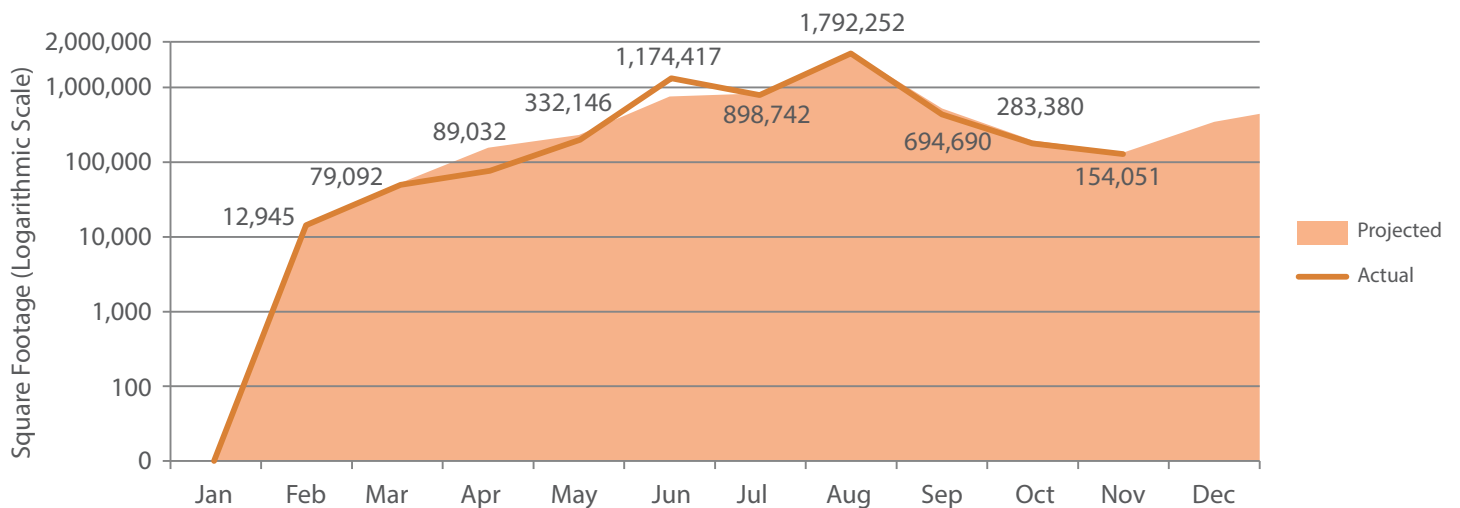


Current Status of County Buildings within All Project Phases*

1) Staging:	707	4) Preliminary Analysis:	183	7) Project Approval:	85
2) Pre-Assessment:	14	5) Project Building:	112	8) Capital Planning:	0
3) Assessment:	139	6) Project Costing:	34		

*Previously, the fifth data step was "deficiency costing." This step has been deprecated, and thus has been removed from this list.

Assessment Progress Tracking - New Assessments



Executive Summary - November 2015

In November, the field teams assessed approximately 150,000 square feet across 36 buildings. The buildings assessed this month (average 4,300 GSF) were smaller in scale compared to previous months. The two largest sites this month were the Northeast Juvenile Justice Center and the Downey Administrative Service Center, both within the Probation Department. Other key project activities included presentations for a new project website homepage and a live demonstration of the Capital Planning interface, which is a significant project milestone.

Compared Monthly Statistics - November 2015

Square Feet Assessed

Last Month:	283,380
This Month:	154,051
Next Month (Projected):	673,671

Count of Buildings Assessed

Last Month:	50
This Month:	36
Next Month (Projected):	51

Dollars Invoiced

Last Month:	\$158,513
This Month:	\$52,724

No. Departments Assessed

Last Month:	4
This Month:	2
Next Month (Projected):	5

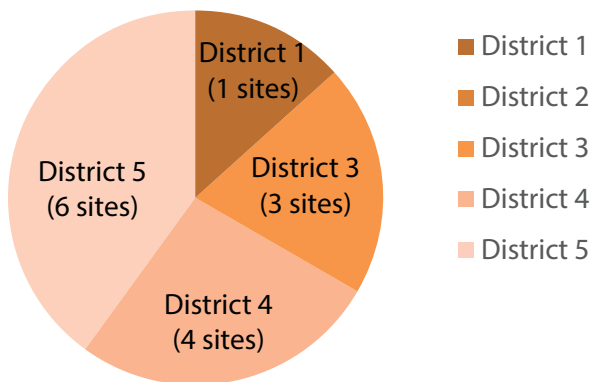
Monthly Report – November 2015

The number of square feet assessed was as-expected at the end of October. Previously in the project, more square footage was scheduled for November, but staff attrition in August and September primarily contributed to the modest schedule in the first two weeks of November. In addition, the holidays of Veterans Day and Thanksgiving Day reduced the number of assessment workdays. During the month of November, the building types assessed were administrative offices, fire stations, health centers and probation facilities. Field teams visited the Fire Department, Health Services, Probation and Public Health, including the essential pre-assessment step.

Summary of Deferred Maintenance Costs to Date

The County has requested an ongoing total estimate for the cost of corrective actions as part of this monthly project report. Currently, only buildings within the Project Approval phase have associated costs, which total \$6.5 million. This figure is for approximately 85 buildings totaling 337,000 gross square feet. Please note that these projects have not yet been formally approved by County project staff, and are for informational (non-budgetary) purposes only. Furthermore, the automated service life expiration (deferred maintenance) costs are not included in the above figure, but will be rolled into subsequent updates. Also note that the County’s project approval process is still being evaluated.

Quantity of Sites Assessed per District - Nov. 2015



*District 2 (0 sites)

Monthly Key Statistics - November 2015

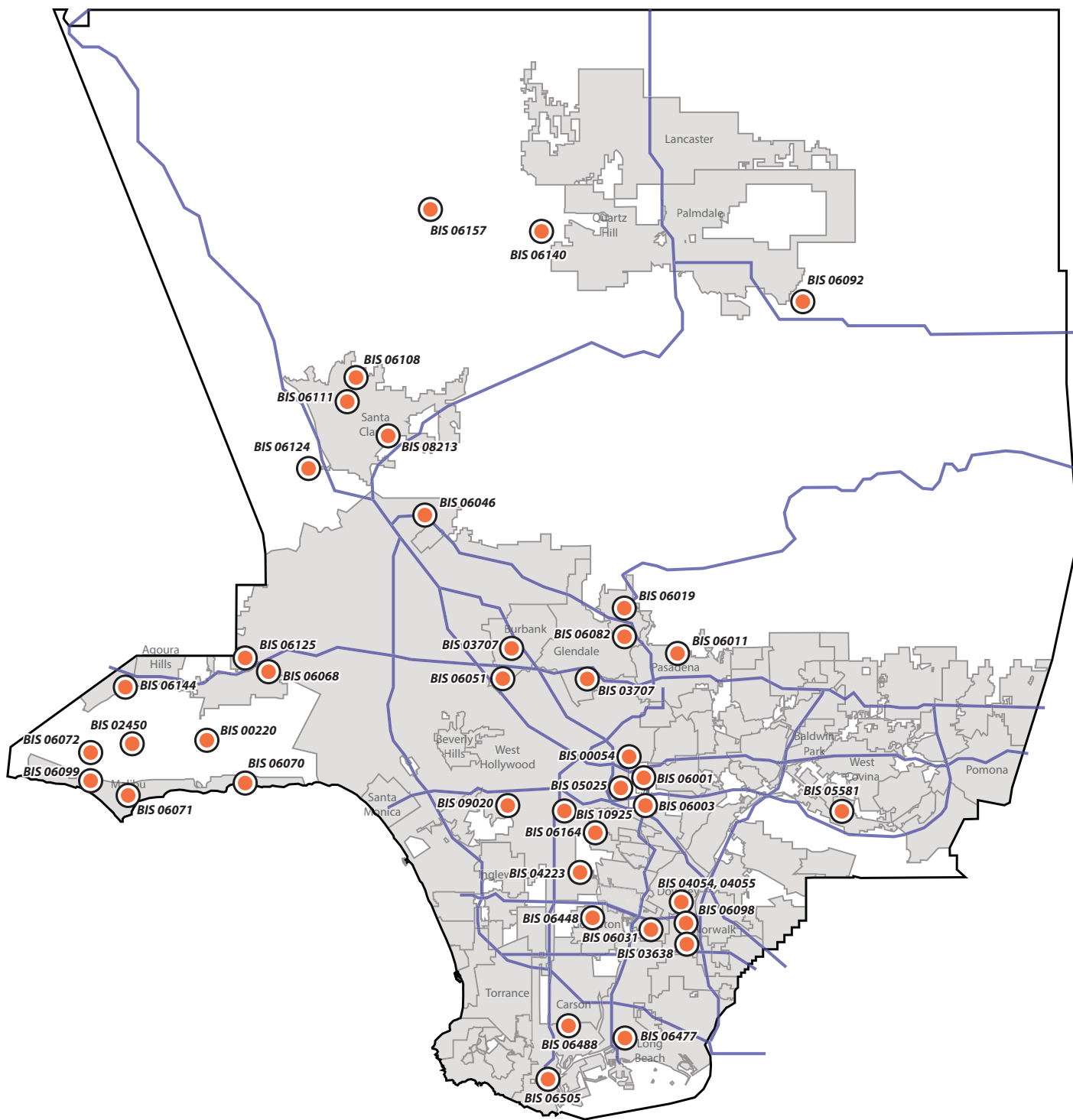
Total GSF:	154,051
Total Building Count:	35
Quantity of Departments:	2
Quantity of Deficiencies:	366*
Quantity of Barcodes:	264
Dollars Invoiced:	\$52,724
Percent Completed:	0.39%

List of Assessed Sites - November 2015

#	Date	Department	BIS	Site Name	LACO	GSF	Deficiency Quantity	Barcode Quantity
1	11/02/15	Probation	04054	Downey Admin. Center	6062	29,563	29	19
2	11/05/15	Fire Department	06031	Fire Station 31	5855, 5855-1, 5855-2	7,379	19	3
3	11/05/15	Fire Department	06098	Fire Station 98	6469, 6469-1	5,460	20	12
4	11/05/15	Fire Department	06164	Fire Station 164	X251, X251-1, X251-2	11,993	41	37
5	11/09/15	Fire Department	06068	Fire Station 68	5463, 5463-1	5,748	27	8
6	11/09/15	Fire Department	06125	Fire Station 125	5787, 5787-1, 5787-2	7,736	22	12
7	11/09/15	Fire Department	06144	Fire Station 144	X530, X530-1	6,355	28	23
8	11/10/15	Probation	00054	Northeast Juvenile Justice Center	3113, 3100	51,446	61	60
9	11/10/15	Fire Department	06011	Fire Station 11	3735, 3735-1	5,202	16	12
10	11/10/15	Fire Department	06019	Fire Station 19	3948, 3948-1, 3948-2, 3948-3	4,770	Data Audit	10
11	11/10/15	Fire Department	06082	Fire Station 82	3796, 3796-1, 3796-2, 3796-3, 3796-4, 3796-5	9,353	36	33
12	11/12/15	Fire Department	06092	Fire Station 92	4811, 4811-1, 4811-2	4,910	28	28
13	11/12/15	Fire Department	06140	Fire Station 140	5840, 5840-1	1,160	29	5
14	11/12/15	Fire Department	06157	Fire Station 157	5981	2,976	10	2
Totals					36 buildings	154,051	366*	264

*partial estimate

Map of Sites Visited (Assessment and Pre-assessment) - November 2015



Schedule Adjustments - November 2015

The following sites were postponed during the month of November:

- Downey Admin Center Data Records Storage (BIS: 04055)
- Glendale Public Health Center (BIS: 3707)
- Burbank Public Health Center (BIS: 6440)

List of Key Project Events during November 2015

11/02/2015 - C: Survey BIS 04054, 04055, Downey Administrative Center, (1 of 2), Address: 9150 E IMPERIAL HWY, Downey

11/03/2015 - C: Survey BIS 04054, 04055, Downey Administrative Center, (2 of 2), Address: 9150 E IMPERIAL HWY, Downey

11/05/2015 - CAMPS demonstration

C: Survey BIS 06031, Fire Station 31, Address: 7521 E SOMERSET BLVD, Paramount

C: Survey BIS 06098, Fire Station 98, Address: 9814 MAPLEWOOD AVE, Bellflower

D: Survey BIS 06164, Fire Station 164, Address: 6301 S SANTA FE AVE, Huntington Park

11/09/2015 - C: Survey BIS 06068, Fire Station 68, Address: 24130 CALABASAS RD, Calabasas

C: Survey BIS 06125, Fire Station 125, Address: 5215 N LAS VIRGENES RD, Calabasas

D: Survey BIS 06144, Fire Station 144, Address: 31981 W FOXFIELD DR, Westlake Village

11/10/2015 - B: Survey BIS 00054, Northeast Juvenile Justice Center, Address: 1601 EASTLAKE AVE, Los Angeles

C: Survey BIS 06011, Fire Station 11, Address: 2521 N MOLINO AVE, Altadena

C: Survey BIS 06019, Fire Station 19, Address: 1729 FOOTHILL BLVD, La Canada-Flintridge

D: Survey BIS 06082, Fire Station 82, Address: 352 FOOTHILL BLVD, La Canada-Flintridge

11/12/2015 - Bi-weekly call

C: Survey BIS 06092, Fire Station 92, Address: 8905 E AVE U, Littlerock

C: Survey BIS 06140, Fire Station 140, Address: 8723 ELIZABETH LAKE RD, Leona Valley

D: Survey BIS 06157, Fire Station 157, Address: 15921 SPUNKY CANYON RD, Saugus

11/16/2015 - B: Pre-survey BIS 06477, Long Beach Comprehensive Health Center, (1 of 2), Address: 1333 CHESTNUT AVE, Long Beach

C: Pre-survey BIS 09020, Crenshaw Probation Office, (1 of 2), Address: 3606 W EXPOSITION BLVD, Los Angeles

D: Pre-survey BIS 06071, Fire Station 71, Address: 28722 PACIFIC COAST HWY, Malibu

D: Pre-survey BIS 06099, Fire Station 99, Address: 32550 PACIFIC COAST HWY, Malibu

D: Pre-survey BIS 06072, Fire Station 72, Address: 1832 S DECKER RD, Malibu

11/17/2015 - New web home page and presentation to CEO about updated Capital Planning interface

B: Pre-survey BIS 06477, Long Beach Comprehensive Health Center, (2 of 2), Address: 1333 CHESTNUT AVE, Long Beach

C: Pre-survey BIS 09020, Crenshaw Probation Office, (2 of 2), Address: 3606 W EXPOSITION BLVD, Los Angeles

D: Pre-survey BIS 06124, Fire Station 124, Address: 25870 HEMINGWAY AVE, Stevenson Ranch

D: Pre-survey BIS 06046, Fire Prevention Office, Former Fire Station 46, Address: 14425 OLIVE VIEW DR, Sylmar

11/18/2015 - A: Pre-survey BIS 05025, LA County Crematory, Address: 3301 E 1ST ST, Los Angeles

B: Pre-survey BIS 06488, Wilmington Health Center, Address: 1325 BROAD AVE, Wilmington

D: Pre-survey BIS 06111, Fire Station 111, Address: 26829 N SECO CANYON RD, Santa Clarita

D: Pre-survey BIS 06108, Fire Station 108, Address: 28799 N ROCK CANYON DR, Santa Clarita

11/19/2015 - B: Pre-survey BIS 03638, Bellflower Health Center, Address: 10005 E FLOWER ST, Bellflower

B: Pre-survey BIS 05581, La Puente Health Center, Address: 15930 E CENTRAL AVE, La Puente

List of Key Project Events during November 2015 (continued)

C: Pre-survey BIS 02450, Camp Miller, Address: 427 S ENCINAL CANYON RD, Malibu

11/23/2015 - A: Pre-survey BIS 06448, Oasis Clinic, Address: 1807 E 120TH ST, Los Angeles

B: Pre-survey BIS 10925, Kid's Place Employee Child Care, Address: 2916 S HOPE ST, Los Angeles

C: Pre-survey BIS 00220, Camp Gonzalez, (1 of 2), Address: 1301 N LAS VIRGENES RD, Calabasas

D: Pre-survey BIS 06051, Fire Station 51, Address: 3900 N LANKERSHIM BLVD, Universal City

D: Pre-survey BIS 06070, Fire Station 70, Address: 3970 CARBON CANYON RD, Malibu

11/24/2015 - A: Pre-survey BIS 06505, South Bay Environmental Health, Address: 122 W 8TH ST, San Pedro

C: Pre-survey BIS 00220, Camp Gonzalez, (2 of 2), Address: 1301 N LAS VIRGENES RD, Calabasas

D: Pre-survey BIS 06001, Fire Station 1, Address: 1108 N EASTERN AVE, Los Angeles

D: Pre-survey BIS 06003, Fire Station 3, Address: 930 S EASTERN AVE, East Los Angeles

D: Pre-survey BIS 06054, Fire Station 54, Address: 4867 SOUTHERN AVE, South Gate

Project Issues and Resolutions

Staff attrition among the field team has had a multi-month effect, causing a net reduction in square footage assessed for September, October and November. In response, a whole new assessment team was trained and brought online this month. Likewise, new teams will be trained during December and January as well, which will allow the project to realize progress attained during the summer months. Field teams are expected to return to full strength in January.

The lack of high-level building information remains an ongoing issue that affects the project's timeliness and efficiency. Field teams often find buildings for which no County record exists. Official building numbers, known as LACO numbers, are crucial to joining newly observed data with existing County information, such as a building's size, history and known maintenance issues. The extra time spent researching records and interviewing personnel is slow and tedious. In response, the County is attempting to refresh its list of existing buildings.

Lack of existing floor plans is another recurring issue which, in conjunction with lack of LACO numbers, is delaying project progress. In response, field teams must linger on site longer, drawing room layouts from scratch, an activity beyond the project scope. However, since digitized floor plans are a critical part of the workflow, this work cannot be omitted or deferred until later.

Project Expectations for December 2015

December will focus primarily on the completion of buildings and sites that have been previously pre-assessed during October and November. Therefore, the square footage will rise to approximately 400,000 GSF, a significant increase compared to November. The holiday season will affect the schedule. No assessments are scheduled between Christmas and New Year's Day, due to uncertain availability of local County staff at each site.

Anticipated Schedule Adjustments for December 2015

No scheduling adjustments are expected during December, although the final week of assessment may have risk of postponement if County staff are unavailable due to vacation.

Anticipated Project Events during December 2015

12/01/2015 - A: Pre-survey BIS: 03969, Whittier Public Health Center, Address: 7643 S PAINTER AVE, Whittier

B: Survey BIS: 06477, Long Beach Comprehensive Health Center (1 of 2), Address: 1333 CHESTNUT AVE, Long Beach

C: Survey BIS: 06149, Fire Station 149, Address: 31770 RIDGE ROUTE RD, Castaic

C: Survey BIS: 06077, Fire Station 77, Address: 46855 N PEACE VALLEY RD, Gorman

12/02/2015 - A: Pre-survey BIS: 03707, Glendale Public Health Center, Address: 501 N GLENDALE AVE, Glendale

A: Pre-survey BIS: 06440, Burbank Public Health Center, Address: 1101 W MAGNOLIA BLVD, Burbank

B: Survey BIS: 06477, Long Beach Comprehensive Health Center (2 of 2), Address: 1333 CHESTNUT AVE, Long Beach

D: Survey BIS: 06110, Fire Station 110, Address: 4433 ADMIRALTY WAY, Marina Del Rey

D: Survey BIS: 06116, Fire Station 116, Address: 755 E VICTORIA ST, Carson

12/03/2015 - B: Survey BIS: 06488, Wilmington Health Center, Address: 1325 BROAD AVE, Wilmington

C: Survey BIS: 09020, Crenshaw Probation Office (1 of 2), Address: 3606 W EXPOSITION BLVD, Los Angeles

D: Survey BIS: 06021, Fire Station 21, Address: 4312 W 147TH ST, Lawndale

D: Pre-survey BIS: 06014, Fire Station 14, Address: 1401 W 108TH ST, Los Angeles

12/07/2015 - C: Survey BIS: 09020, Crenshaw Probation Office (2 of 2), Address: 3606 W EXPOSITION BLVD, Los Angeles

D: Pre-survey BIS: 06029, Fire Station 29, Address: 14334 E ANGELES ST, Baldwin Park

D: Pre-survey BIS: 06044, Fire Station 44, Address: 1105 S HIGHLAND AVE, Duarte

12/08/2015 - A: Survey BIS: 06448, Oasis Clinic, Address: 1807 E 120TH ST, Los Angeles

B: Survey BIS: 10925, Kid's Place Emporium Child Care, Address: 2901 S HOPE ST, Los Angeles

D: Survey BIS: 06026, Fire Station 26, Address: 15336 E ELLIOTT AVE, La Puente

D: Survey BIS: 06091, Fire Station 91, Address: 2691 S TURNBULL CANYON RD, Hawaiian Gardens

12/09/2015 - A: Survey BIS: 06505, South Bay Environmental Health Center, Address: 122 W 8TH ST, San Pedro

Anticipated Project Events during December 2015 (continued)

- C: Pre-survey BIS: 06141, Fire Station 141, Address: 1124 W PUENTE ST, San Dimas
- C: Pre-survey BIS: 06064, Fire Station 64, Address: 164 S WALNUT AVE, San Dimas
- D: Survey BIS: 06120, Fire Station 120, Address: 1051 S GRAND AVE, Diamond Bar
- D: Pre-survey BIS: 06145, Fire Station 145, Address: 1525 S NOGALES ST, Rowland Heights
- 12/10/2015 - A: Survey BIS: 03969, Whittier Public Health Center, Address: 7643 S PAINTER AVE, Whittier
- B: Survey BIS: 03638, Bellflower Health Center, Address: 10005 E FLOWER ST, Bellflower
- B: Survey BIS: 05581, La Puente Health Center, Address: 15930 E CENTRAL AVE, La Puente
- C: Pre-survey BIS: 06189, Fire Station 189, Address: 1101 W MC KINLEY AVE, Pomona
- C: Pre-survey BIS: 06121, Fire Station 121, Address: 346 ARMITOS PLACE, Diamond Bar
- 12/14/2015 - B: Survey BIS: 05041, DHS Ferguson Admin Services Center (1 of 6), Address: 5555 FERGUSON DR, Commerce
- C: Survey BIS: 02450, Camp Miller (1 of 2), Address: 433 S ENCINAL CANYON RD, Malibu
- D: Pre-survey BIS: 06047, Fire Station 47, Address: 5946 N KAUFFMAN AVE, Temple City
- D: Pre-survey BIS: 06087, Fire Station 87, Address: 140 S 2ND AVE, Industry
- 12/15/2015 - B: Survey BIS: 05041, DHS Ferguson Admin Services Center (2 of 6), Address: 5555 FERGUSON DR, Commerce
- C: Survey BIS: 02450, Camp Miller (2 of 2), Address: 433 S ENCINAL CANYON RD, Malibu
- D: Pre-survey BIS: 06090, Fire Station 90, Address: 10115 E RUSH ST, South El Monte
- D: Survey BIS: 06048, Fire Station 48, Address: 15546 E ARROW HWY, Irwindale
- 12/16/2015 - B: Survey BIS: 05041, DHS Ferguson Admin Services Center (3 of 6), Address: 5555 FERGUSON DR, Commerce
- D: Pre-survey and Survey BIS: 06169, Fire Station 169, Address: 5112 N PECK RD, El Monte
- 12/17/2015 - B: Survey BIS: 05041, DHS Ferguson Admin Services Center (4 of 6), Address: 5555 FERGUSON DR, Commerce
- C: Survey BIS: 06072, Fire Station 72, Address: 1832 S DECKER RD, Malibu
- C: Survey BIS: 06099, Fire Station 99, Address: 32550 PACIFIC COAST HWY, Malibu
- 12/21/2015 - B: Survey BIS: 05041, DHS Ferguson Admin Services Center (5 of 6), Address: 5555 FERGUSON DR, Commerce
- C: Survey BIS: 00220, Camp Gonzalez (1 of 2), Address: 1301 N LAS VIRGENES RD, Calabasas
- D: Survey BIS: 08193 and 08197, El Cariso Regional Park, Address: 13100 HUBBARD ST, Sylmar
- 12/22/2015 - B: Survey BIS: 05041, DHS Ferguson Admin Services Center (6 of 6), Address: 5555 FERGUSON DR, Commerce
- C: Survey BIS: 00220, Camp Gonzalez (2 of 2), Address: 1301 N LAS VIRGENES RD, Calabasas
- D: Survey BIS: 08400, Veteran's Memorial, Address: 13000 SAYRE ST, Sylmar
- 12/23/2015 - A: Survey BIS: 03707, Glendale Public Health Center, Address: 501 N GLENDALE AVE, Glendale
- A: Survey BIS: 06440, Burbank Public Health Center, Address: 1101 W MAGNOLIA BLVD, Burbank



County of Los Angeles

Deferred Maintenance Program Services

Monthly Progress Report - December 2015

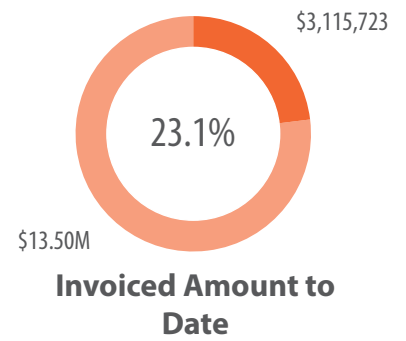
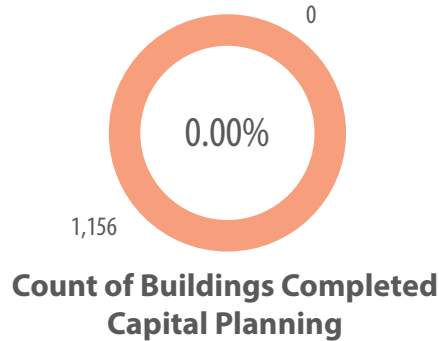
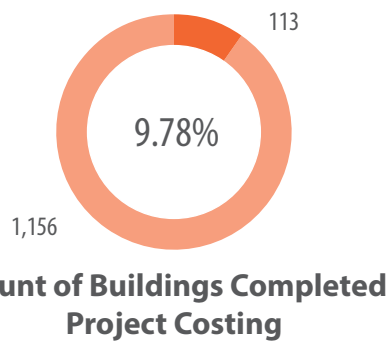
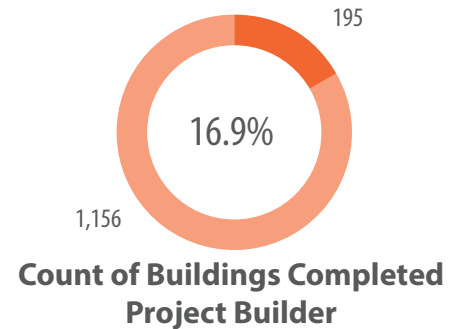
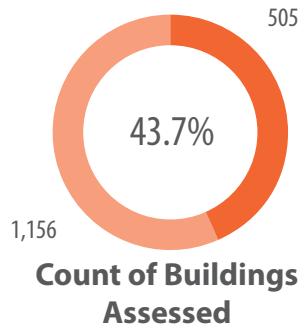
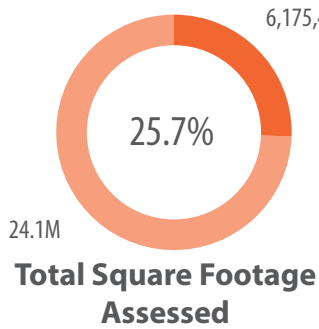


Report Contents

1. Overall Project Snapshot
2. Executive Summary - December 2015
3. Monthly Details - December 2015
4. Issues and Resolutions
5. Next Month's Schedule Outlook

Overall Project Snapshot

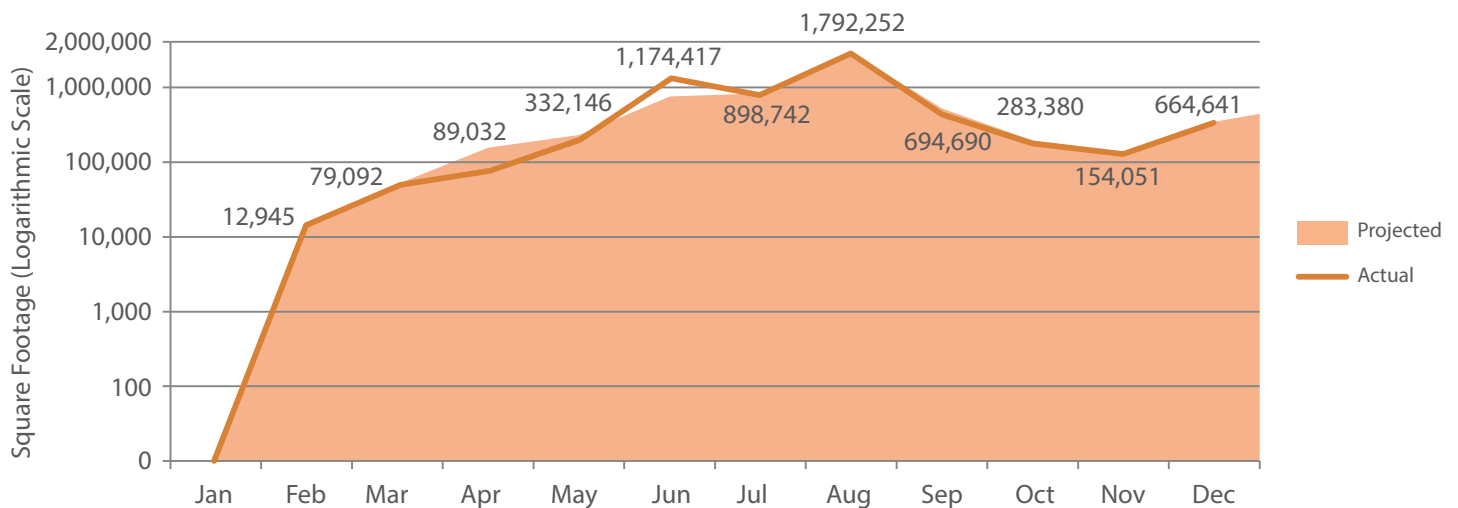
Contract Start Date: 17 October 2014
 Estimated Completion Date: 16 October 2017
 Contract End Date: 16 October 2017
 Contract Value: \$13,500,115



Current Status of County Buildings within All Project Phases*

1) Staging:	643	4) Preliminary Analysis:	210	7) Project Approval:	113
2) Pre-Assessment:	55	5) Project Building:	85	8) Capital Planning:	0
3) Assessment:	107	6) Project Costing:	82		

Assessment Progress Tracking - New Assessments



Executive Summary - December 2015

In December, the field teams assessed approximately 650,000 square feet across 49 buildings. The buildings assessed this month (average 13,500 GSF) were larger in scale compared to recent months. The two largest sites this month were the Ferguson Administrative Services Center and the Long Beach Comprehensive Health Center, both within the Health Services Department. Other key project activities included a monthly Project Builder meeting with the ISD and the Fire Department as well as a key check-in project meeting with CEO management.

Compared Monthly Statistics - December 2015

Square Feet Assessed

Last Month:	154,051
This Month:	664,641
Next Month (Projected):	183,314

Count of Buildings Assessed

Last Month:	36
This Month:	70
Next Month (Projected):	29

Dollars Invoiced

Last Month:	\$158,512
This Month:	\$362,415

No. Departments Assessed

Last Month:	2
This Month:	5
Next Month (Projected):	3

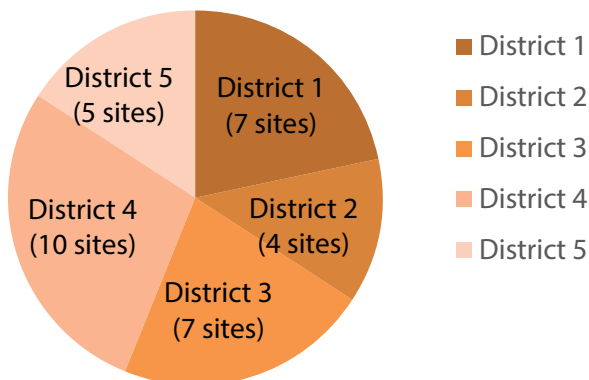
Monthly Report – December 2015

The number of square feet assessed was as-expected from the end of November. December had four work weeks scheduled, with two weeks interrupted by Christmas and New Year’s holidays. During the month of December, the building types assessed were fire stations, health centers, and probation camp buildings, and park-related buildings. Field teams visited the Fire Department, Health Services, Parks and Recreation, Probation, Public Health. Please note that the low square footage projection for January is due to the month’s focus on the pre-assessment step of the workflow.

Summary of Deferred Maintenance Costs to Date

The County has requested an ongoing total estimate for the cost of corrective actions as part of this monthly project report. Currently, only buildings within the Project Approval phase have associated costs, which total \$9.8 million. This figure is for approximately 119 buildings totaling 461,000 gross square feet. Please note that these projects have not yet been formally approved by County project staff, and are for informational (non-budgetary) purposes only. Furthermore, cost estimates to replace building systems near the end of their service life are not included in the above figure. The service life expiration date and replacement costs that are recorded for each bar-coded building system will be included as part of the total deferred maintenance cost in subsequent updates.

Quantity of Sites Assessed per District - Dec. 2015



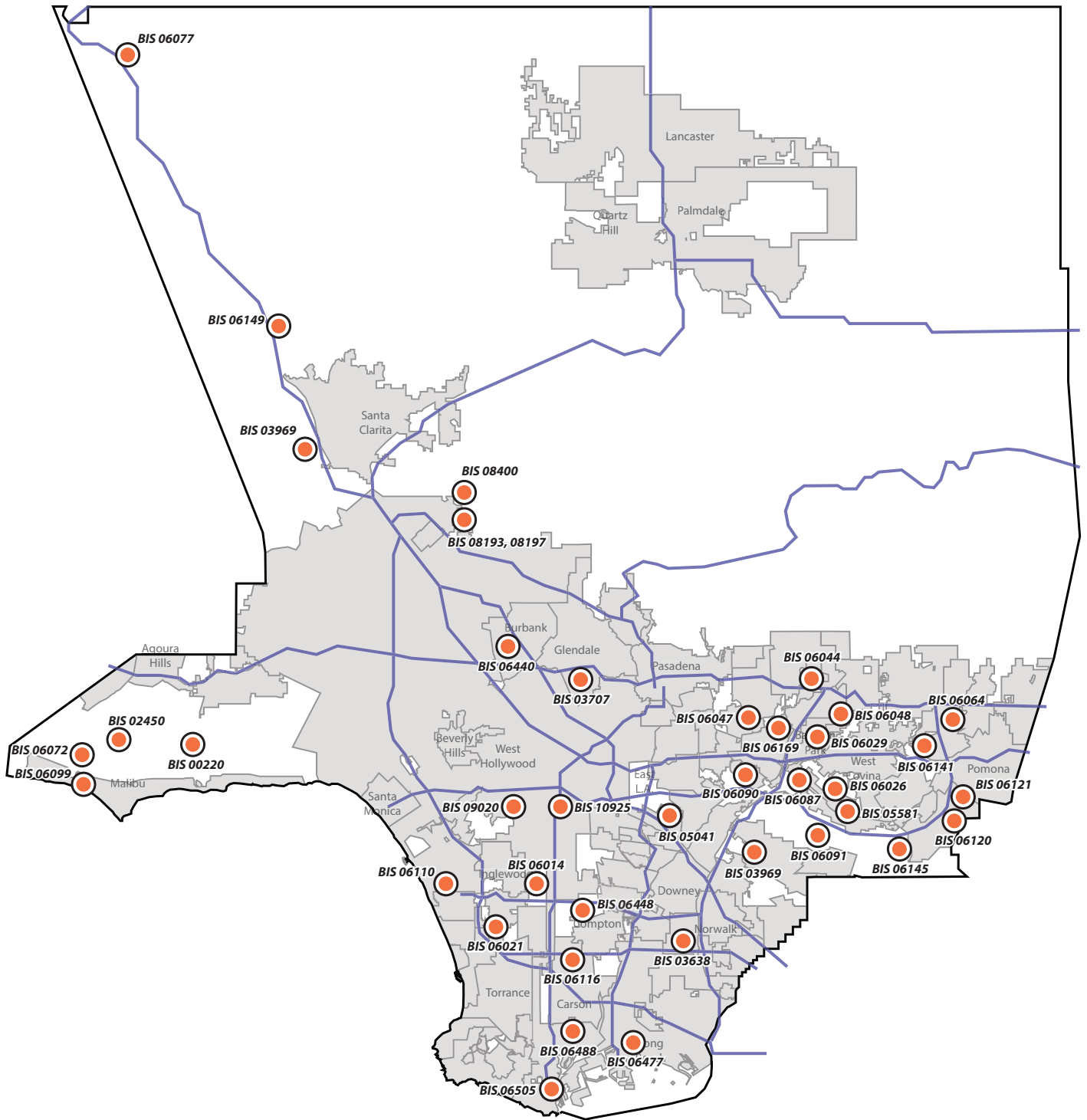
Monthly Key Statistics - December 2015

Total GSF:	664,641
Total Building Count:	70
Quantity of Departments:	5
Quantity of Deficiencies:	973
Quantity of Barcodes:	983
Dollars Invoiced:	\$362,415
Percent Completed:	2.68%

List of Assessed Sites - December 2015

#	Date	Department	BIS	Site Name	LACO	GSF	Deficiency Quantity	Barcode Quantity
1	12/01/15	Fire Department	06077	Fire Station 77	X159	4,220	24	17
2	12/01/15	Fire Department	06149	Fire Station 149	6204	4,000	audit	12
3	12/01/15	Health Services	06477	Long Beach Comp. Health Center	Y482	82,155	66	19
4	12/01/15	Fire Department	06110	Fire Station 110	X528	6,829	31	17
5	12/02/15	Fire Department	06116	Fire Station 116	X241	4,262	25	18
6	12/02/15	Fire Department	06021	Fire Station 21	3731	1,974	17	22
7	12/03/15	Fire Department	06488	Wilmington Health Center	5786	9,034	41	39
8	12/03/15	Probation	09020	Crenshaw Area Office	6304	19,112	46	19
9	12/07/15	Health Services	03638	Bellflower Health Center	4401	16,004	53	49
10	12/07/15	Health Services	05581	La Puente Health Center	5499	10,733	33	29
11	12/08/15	Health Services	10925	Kid's Place Employee Child Care	T420, T050	5,283	24	8
12	12/09/15	Fire Department	06026	Fire Station 26	5225	3,978	17	26
13	12/09/15	Fire Department	06091	Fire Station 91	4605	3,043	29	13
14	12/09/15	Fire Department	06120	Fire Station 120	5724	5,665	26	25
15	12/09/15	Public Health	06448	Oasis Clinic	6875	6,000	30	22
16	12/10/15	Fire Department	06029	Fire Station 29	5350	7,396	25	21
17	12/10/15	Fire Department	06044	Fire Station 44	5241	6,385	26	19
18	12/10/15	Public Health	06505	South Bay Environmental Health	5751	14,250	35	40
19	12/10/15	Probation	03966	Internal Audits Office	X022	2,694	13	1
20	12/10/15	Fire Department	06121	Fire Station 121	A404	3,100	10	17
20	12/14/15	Probation	02400	Camp Kilpatrick	4729	6,371	audit	audit
21	12/14/15	Probation	02450	Camp Miller	4716, 4717, 4718, 4719, 5503, 5504, 4716-1, 4719-1	30,491	audit	audit
22	12/14/15	Public Health	03969	Whittier Public Health Center	4216	17,552	48	43
23	12/14/15	Health Services	05041	Ferguson Admin. Services Center	A460, A460-1, A460-2, A460-3, A460-4, A460-5	268,950	194	320
24	12/16/15	Fire Department	06047	Fire Station 48	5785	3,840	14	11
25	12/16/15	Fire Department	06169	Fire Station 169	X216, X216-1, X216-2	6,614	41	33
26	12/17/15	Fire Department	06072	Fire Station 72	1702	5,218	audit	audit
27	12/17/15	Fire Department	06099	Fire Station 99	6320	4,192	audit	audit
28	12/21/15	Probation	00220	Camp Gonzalez	4414, 4415, 4416, 4417, 4419, 4420, 6356, t410, 4419-1, 6356-1, Y561	51,010	audit	audit
29	12/21/15	Parks and Rec.	08193	El Cariso Regional Park	6654, 6655, 6656	14,500	27	58
30	12/21/15	Parks and Rec.	08197	El Cariso Clubhouse	6660	18,374	40	34
31	12/23/15	Public Health	03707	Glendale Public Health Center	4295	15,217	21	24
32	12/23/15	Health Services	06440	Burbank Public Health Center	X014	5,864	10	17
Totals					68 buildings	661,210	974	983

Map of Sites Visited (Assessment and Pre-assessment) - December 2015



Schedule Adjustments -December 2015

The following site was postponed during the month of December:

- Veteran's Memorial Nature Center (BIS: 08400)

List of Key Project Events during December 2015

12/01/2015 - A: Pre-survey BIS: 03969, Whittier Public Health Center, Address: 7643 S PAINTER AVE, Whittier

B: Survey BIS: 06477, Long Beach Comprehensive Health Center (1 of 2), Address: 1333 CHESTNUT AVE, Long Beach

C: Survey BIS: 06149, Fire Station 149, Address: 31770 RIDGE ROUTE RD, Castaic

C: Survey BIS: 06077, Fire Station 77, Address: 46855 N PEACE VALLEY RD, Gorman

12/02/2015 - A: Pre-survey BIS: 03707, Glendale Public Health Center, Address: 501 N GLENDALE AVE, Glendale

A: Pre-survey BIS: 06440, Burbank Public Health Center, Address: 1101 W MAGNOLIA BLVD, Burbank

B: Survey BIS: 06477, Long Beach Comprehensive Health Center (2 of 2), Address: 1333 CHESTNUT AVE, Long Beach

D: Survey BIS: 06110, Fire Station 110, Address: 4433 ADMIRALTY WAY, Marina Del Rey

D: Survey BIS: 06116, Fire Station 116, Address: 755 E VICTORIA ST, Carson

12/03/2015 - B: Survey BIS: 06488, Wilmington Health Center, Address: 1325 BROAD AVE, Wilmington

C: Survey BIS: 09020, Crenshaw Probation Office (1 of 2), Address: 3606 W EXPOSITION BLVD, Los Angeles

D: Survey BIS: 06021, Fire Station 21, Address: 4312 W 147TH ST, Lawndale

D: Pre-survey BIS: 06014, Fire Station 14, Address: 1401 W 108TH ST, Los Angeles

12/07/2015 - C: Survey BIS: 09020, Crenshaw Probation Office (2 of 2), Address: 3606 W EXPOSITION BLVD, Los Angeles

D: Pre-survey BIS: 06029, Fire Station 29, Address: 14334 E ANGELES ST, Baldwin Park

D: Pre-survey BIS: 06044, Fire Station 44, Address: 1105 S HIGHLAND AVE, Duarte

12/08/2015 - November 2015 monthly report issued

12/08/2015 - A: Survey BIS: 06448, Oasis Clinic, Address: 1807 E 120TH ST, Los Angeles

B: Survey BIS: 10925, Kid's Place Emporium Child Care, Address: 2901 S HOPE ST, Los Angeles

D: Survey BIS: 06026, Fire Station 26, Address: 15336 E ELLIOTT AVE, La Puente

D: Survey BIS: 06091, Fire Station 91, Address: 2691 S TURNBULL CANYON RD, Hawaiian Gardens

12/09/2015 - A: Survey BIS: 06505, South Bay Environmental Health Center, Address: 122 W 8TH ST, San Pedro

C: Pre-survey BIS: 06141, Fire Station 141, Address: 1124 W PUENTE ST, San Dimas

C: Pre-survey BIS: 06064, Fire Station 64, Address: 164 S WALNUT AVE, San Dimas

D: Survey BIS: 06120, Fire Station 120, Address: 1051 S GRAND AVE, Diamond Bar

D: Pre-survey BIS: 06145, Fire Station 145, Address: 1525 S NOGALES ST, Rowland Heights

12/10/2015 - A: Survey BIS: 03969, Whittier Public Health Center, Address: 7643 S PAINTER AVE, Whittier

B: Survey BIS: 03638, Bellflower Health Center, Address: 10005 E FLOWER ST, Bellflower

B: Survey BIS: 05581, La Puente Health Center, Address: 15930 E CENTRAL AVE, La Puente

C: Pre-survey BIS: 06189, Fire Station 189, Address: 1101 W MC KINLEY AVE, Pomona

C: Pre-survey BIS: 06121, Fire Station 121, Address: 346 ARMITOS PLACE, Diamond Bar

12/14/2015 - Project Builder meeting (second one) at 915 Wilshire

12/14/2015 - B: Survey BIS: 05041, DHS Ferguson Admin Services Center (1 of 6), Address: 5555 FERGUSON DR, Commerce

C: Survey BIS: 02450, Camp Miller (1 of 2), Address: 433 S ENCINAL CANYON RD, Malibu

D: Pre-survey BIS: 06047, Fire Station 47, Address: 5946 N KAUFFMAN AVE, Temple City

D: Pre-survey BIS: 06087, Fire Station 87, Address: 140 S 2ND AVE, Industry

12/15/2015 - Project meeting with CEO management

List of Key Project Events during December 2015 (continued)

- B: Survey BIS: 05041, DHS Ferguson Admin Services Center (2 of 6), Address: 5555 FERGUSON DR, Commerce
- C: Survey BIS: 02450, Camp Miller (2 of 2), Address: 433 S ENCINAL CANYON RD, Malibu
- D: Pre-survey BIS: 06090, Fire Station 90, Address: 10115 E RUSH ST, South El Monte
- D: Survey BIS: 06048, Fire Station 48, Address: 15546 E ARROW HWY, Irwindale
- 12/16/2015 - B: Survey BIS: 05041, DHS Ferguson Admin Services Center (3 of 6), Address: 5555 FERGUSON DR, Commerce
- D: Pre-survey and Survey BIS: 06169, Fire Station 169, Address: 5112 N PECK RD, El Monte
- 12/17/2015 - B: Survey BIS: 05041, DHS Ferguson Admin Services Center (4 of 6), Address: 5555 FERGUSON DR, Commerce
- C: Survey BIS: 06072, Fire Station 72, Address: 1832 S DECKER RD, Malibu
- C: Survey BIS: 06099, Fire Station 99, Address: 32550 PACIFIC COAST HWY, Malibu
- 12/21/2015 - B: Survey BIS: 05041, DHS Ferguson Admin Services Center (5 of 6), Address: 5555 FERGUSON DR, Commerce
- C: Survey BIS: 00220, Camp Gonzalez (1 of 2), Address: 1301 N LAS VIRGENES RD, Calabasas
- D: Survey BIS: 08193 and 08197, El Cariso Regional Park, Address: 13100 HUBBARD ST, Sylmar
- 12/22/2015 - B: Survey BIS: 05041, DHS Ferguson Admin Services Center (6 of 6), Address: 5555 FERGUSON DR, Commerce
- C: Survey BIS: 00220, Camp Gonzalez (2 of 2), Address: 1301 N LAS VIRGENES RD, Calabasas
- D: Survey BIS: 08400, Veteran's Memorial, Address: 13000 SAYRE ST, Sylmar
- 12/23/2015 - A: Survey BIS: 03707, Glendale Public Health Center, Address: 501 N GLENDALE AVE, Glendale
- A: Survey BIS: 06440, Burbank Public Health Center, Address: 1101 W MAGNOLIA BLVD, Burbank

Project Issues and Resolutions

The lack of high-level building information remains an ongoing issue that affects the project's timeliness and efficiency. Field teams often find buildings for which no County record exists. Official building numbers, known as LACO numbers, are crucial to joining newly observed data with existing County information, such as a building's size, history and known maintenance issues. The extra time spent researching records and interviewing personnel is slow and tedious. In response, the County is attempting to refresh its list of existing buildings.

Lack of existing floor plans is another recurring issue which, in conjunction with lack of LACO numbers, is delaying in project progress. In response, field teams must linger on site longer, drawing room layouts from scratch, an activity beyond the project scope. However, since digitized floor plans are a critical part of the workflow, this work cannot be omitted or deferred until later.

Staff attrition among the field team has had a multi-month effect, causing a net reduction in square footage assessed in the final quarter of 2015. In response, a field team reorganization strategy is being implemented for the first quarter of 2016, which will result in a net increase in staff, productivity and throughput.

Project Expectations for January 2016

The first month of 2016 will focus on pre-assessments, the initial site visit prior to the search for deficiencies. Previously, assessments would be scheduled before the pre-assessment took place, which consequently created a scheduling disconnect when additional buildings were found—or buildings were removed from the schedule. In 2016, full assessments will be scheduled only after the pre-assessments. Therefore, the assessment teams will focus on this task during January and February.

Another key expectation is the reorganization and expansion of the field assessment teams. The number of staff is expected to increase from 12 to 24 (four to six teams). Each team will focus on a specific County department. To support this increase, a number of new staff will be training during the first half of January.

Anticipated Schedule Adjustments for January 2016

No specific scheduling adjustments are expected during January. However, lack of County-provided floor plans for existing buildings remains the most probable risk to postponement of scheduled site visits.

Anticipated Project Events during January 2016

01/05/2016 - B: Pre-survey BIS: 01316, Public Health Laboratory Building, Address: 12750 ERICKSON AVE, Downey

C: Pre-Survey BIS: 06134, Fire Station 134, Address: 43225 N 25TH STREET-W, Lancaster

C: Pre-Survey BIS: 06033, Fire Station 33, Address: 44947 DATE AVE, Lancaster

D: Pre-Survey BIS: 06004, Fire Station 4, Address: 2644 N SAN GABRIEL BLVD, Rosemead

D: Pre-Survey BIS: 06027, Fire Station 27, Address: 6031 RICKENBACKER RD, Commerce

01/06/2016 - A: Pre-survey BIS: 05300, Probation Centinela Office, Address: 1320-30 W IMPERIAL HWY, Los Angeles

A: Pre-Survey BIS: 09028, Firestone Area Office, Address: 8526 S GRAPE ST, Los Angeles

B: Pre-survey BIS: 01301, Public Health Facilities Building, Address: 12838 ERICKSON AVE, Downey

C: Pre-Survey and Survey BIS: 06135, Fire Station 135, Address: 1846 E AVENUE K-4, Lancaster

D: Pre-survey BIS: 06015, Fire Station 15, Address: 11460 SANTA GERTRUDES AVE, Whittier

D: Pre-survey BIS: 06049, Fire Station 49, Address: 13820 S LA MIRADA BLVD, La Mirada

01/07/2016 - December 2015 monthly report due

A: Pre-Survey BIS: 08214, Santa Clarita Senior Center, Address: 22900 MARKET ST, Santa Clarita

B: Pre-survey BIS: 01305, Public Defender Court Records Building, Address: 12817 DAHLIA AVE, Downey

B: Pre-survey BIS: 01313, Record Storage, Address: 7723 CONSUELO ST, Downey

C: Pre-survey BIS: 06093, Fire Station 93, Address: 5624 E AVENUE R, Palmdale

C: Pre-survey BIS: 06079, Fire Station 79, Address: 33957 LONGVIEW RD, Pearblossom

D: Pre-survey BIS: 06016, Fire Station 16, Address: 8010 COMPTON AVE, Los Angeles

Anticipated Project Events during January 2016 (continued)

- D: Pre-survey BIS: 06041, Fire Station 41, Address: 1815 E 120TH ST, Los Angeles
- 01/11/2016 - A: Pre-Survey BIS: 10537, 10538, Antelope Valley Senior Center (1 of 3), Address:
 B: Pre-survey BIS: 06476, Westside Mental Health Center, Address: 11080 W OLYMPIC BLVD, West Los Angeles
 D: Survey BIS: 08400, Veteran's Memorial, Address: 13000 SAYRE ST, Sylmar
- 01/12/2016 - A: Pre-Survey BIS: 10537, 10538, Antelope Valley Senior Center (2 of 3), Address:
 B: Pre-survey BIS: 10330, Arcadia Mental Health Center, Address: 330 E LIVE OAK AVE, Arcadia
 B: Pre-survey BIS: 10150, East San Gabriel Valley Mental Health, Address: 1517 W GARVEY AVE, West Covina
 C: Pre-survey BIS: 06035, Fire Station 35, Address: 13717 ARTESIA BLVD, Cerritos
 C: Pre-survey BIS: 06094, Fire Station 94, Address: 6421 E TURNERGROVE DR, Lakewood
 D: Pre-survey BIS: 06028, Fire Station 28, Address: 7733 GREENLEAF AVE, Whittier
 D: Pre-survey BIS: 06059, Fire Station 59, Address: 10021 SCOTT AVE, Whittier
- 01/13/2016 - A: Pre-Survey BIS: 10537, 10538, Antelope Valley Senior Center (3 of 3), Address:
 C: Pre-survey BIS: 06045, Fire Station 45, Address: 4020 E CANDLEWOOD ST, Lakewood
 C: Pre-survey BIS: 06122, Fire Station 122, Address: 2600 GREENMEADOW RD, Lakewood
 D: Survey BIS: 06087, Fire Station 87, Address: 140 S 2ND AVE, Industry
- 01/14/2016 - B: Pre-survey BIS: 06501, Canoga Park Health Center, Address: 7107 REMMET AVE, Canoga Park
 C: Pre-survey and Survey BIS: 06020, Fire Station 20, Address: 12110 E ADOREE ST, Norwalk
 D: Survey BIS: 06047, Fire Station 47, Address: 5946 N KAUFFMAN AVE, Temple City
 D: Survey BIS: 06090, Fire Station 90, Address: 10115 E RUSH ST, South El Monte
- 01/18/2016 - A: Pre-survey BIS: 10164, San Gabriel Valley Service Center, Address: 1441 SANTA ANITA AVE, South El Monte
 B: Pre-survey and Survey BIS: 04129, Monrovia Public Health, Address: 330 W MAPLE AVE, Monrovia
 C: Survey BIS: 06141, Fire Station 141, Address: 1124 W PUENTE ST, San Dimas
 C: Survey BIS: 06064, Fire Station 64, Address: 164 S WALNUT AVE, San Dimas
 D: Survey BIS: 06124, Fire Station 124, Address: 25870 HEMINGWAY AVE, Stevenson Ranch
 D: Survey BIS: 06046, Fire Station 46, Address: 14425 OLIVE VIEW DR, Sylmar
- 01/20/2016 - A: Pre-Survey BIS: 10533, 10545, Altadena Senior Center (1 of 2), Address: 560 E MARIPOSA ST, Altadena
 B: Pre-survey BIS: 06510, Environmental Health HQ (1 of 2), Address: 5050 COMMERCE DRIVE, Baldwin Park
 C: Pre-survey BIS: 06119, Fire Station 119, Address: 20480 PATHFINDER ROAD, Walnut
 C: Survey BIS: 06145, Fire Station 145, Address: 1525 S NOGALES ST, Rowland Heights
 D: Survey BIS: 06111, Fire Station 111, Address: 26829 N SECO CANYON RD, Santa Clarita
 D: Survey BIS: 06108, Fire Station 108, Address: 28799 N ROCK CANYON RD, Santa Clarita
- 01/21/2016 - A: Pre-Survey BIS: 10533, 10545, Altadena Senior Center (2 of 2), Address: 560 E MARIPOSA ST, Altadena
 B: Pre-survey BIS: 06510, Environmental Health HQ (2 of 2), Address: 5050 COMMERCE DRIVE, Baldwin Park
 C: Pre-survey and Survey BIS: 06010, Fire Station 10, Address: 1860 E DEL AMO BLVD, Carson
 D: Survey BIS: 06016, Fire Station 16, Address: 8010 COMPTON AVE, Los Angeles
 D: Survey BIS: 06041, Fire Station 41, Address: 1815 E 120TH ST, Los Angeles
- 01/25/2016 - A: Pre-survey BIS: 09014, East LA Service Center, Address: 133 N SUNOL DR, East Los Angeles
 B: Pre-survey BIS: 10830, Humphrey Comprehensive Health Center (1 of 3), Address: 5850 S MAIN ST, Los Angeles
 C: Survey BIS: 06014, Fire Station 14, Address: 1401 W 108TH ST, Los Angeles
 C: Pre-survey BIS: 06095, Fire Station 95, Address: 137 W REDONDO BEACH BLVD, Gardena
- 01/26/2016 - A: Pre-survey BIS: 10525, Willowbrook Senior Center, Address: 12915 S JARVIS AVE, Los Angeles
 A: Pre-survey BIS: 10526, Florence/Firestone Senior Center, Address: 7807 S COMPTON AVE, Los Angeles

Anticipated Project Events during January 2016 (continued)

B: Pre-survey BIS: 10830, Humphrey Comprehensive Health Center (2 of 3), Address: 5850 S MAIN ST, Los Angeles

D: Survey BIS: 06051, Fire Station 51, Address: 3900 N LANKERSHIM BLVD, Universal City

D: Survey BIS: 06070, Fire Station 70, Address: 3970 CARBON CANYON RD, Malibu

01/27/2016 - A: Pre-survey BIS: 10529, San Pedro Service Center, Address: 769 W 3RD ST, San Pedro

B: Pre-survey BIS: 10830, Humphrey Comprehensive Health Center (3 of 3), Address: 5850 S MAIN ST, Los Angeles

C: Survey BIS: 06134, Fire Station 134, Address: 43225 N 25TH STREET-W, Lancaster

C: Survey BIS: 06033, Fire Station 33, Address: 44947 DATE AVE, Lancaster

D: Survey BIS: 06001, Fire Station 1, Address: 1108 N EASTERN AVE, Los Angeles

D: Survey BIS: 06003, Fire Station 3, Address: 930 S EASTERN AVE, East Los Angeles

01/28/2016 - C: Survey BIS: 06093, Fire Station 93, Address: 5624 E AVENUE R, Palmdale

C: Survey BIS: 06079, Fire Station 79, Address: 33957 LONGVIEW RD, Pearblossom

D: Survey BIS: 06004, Fire Station 4, Address: 2644 N SAN GABRIEL BLVD, Rosemead

D: Survey BIS: 06027, Fire Station 27, Address: 6031 RICKENBACKER RD, Commerce



County of Los Angeles CHIEF EXECUTIVE OFFICE

Kenneth Hahn Hall of Administration
500 West Temple Street, Room 713, Los Angeles, California 90012
(213) 974-1101
<http://ceo.lacounty.gov>

SACHI A. HAMAI
Chief Executive Officer

Board of Supervisors
HILDA L. SOLIS
First District

MARK RIDLEY-THOMAS
Second District

SHEILA KUEHL
Third District

DON KNABE
Fourth District

MICHAEL D. ANTONOVICH
Fifth District

July 18, 2016

To: Supervisor Hilda L. Solis, Chair
Supervisor Mark Ridley-Thomas
Supervisor Sheila Kuehl
Supervisor Don Knabe
Supervisor Michael D. Antonovich

From: Sachi A. Hamai
Chief Executive Officer

PHASE II BUILDING CONDITION ASSESSMENTS AND ASSET MANAGEMENT DATABASE (ITEM NO. 10, AGENDA OF AUGUST 12, 2014) – 1ST & 2ND QUARTERS OF 2016

This is to update the status and progress of the Phase II Deferred Maintenance Building Condition Assessments and Asset Management Database (Project) for the first and second quarters of 2016.

Field Assessments

As of June 30, 2016, 1,164 buildings and amenities have been assessed. These include 17.4 million (72.5%) of the 24.1 million square feet of County-owned and operated facilities identified by the County to be assessed in the current AECOM scope of work. The onsite assessments are expected to be completed in October 2016. This includes a number of existing buildings, which were not originally identified in the Project scope, and will be included as part of a supplemental agreement, which will be presented to the Board in August 2016.

If during field investigations deficiencies that are critical to employee and public health and safety are observed, such as gas leaks, electrical and plumbing hazards, etc., they are immediately reported to the building proprietor and corrected.

The condition assessment study is not simply providing a momentary status of our assets. The database being developed will allow for ongoing updates as repairs occur, and the buildings will be periodically re-surveyed to keep the database current. As part of this effort, Internal Services and Fire Department staff have begun training on how to perform periodic ongoing building condition assessments and how to update condition data.

"To Enrich Lives Through Effective And Caring Service"

***Please Conserve Paper – This Document and Copies are Two-Sided
Intra-County Correspondence Sent Electronically Only***

Project Reports

As field assessments are completed, maintenance deficiencies identified are then reviewed and grouped into repair projects. This is done by cost managers who evaluate how to efficiently implement the needed improvements, as well as any supplemental scope that may be required, and develop a cost estimate. This information is then used to group repair projects into project reports.

Project reports are complete for 670 (58%) of the 1,156 buildings assessed so far. The current estimated projects cost for the repairs of these buildings (approximately 7.9M square feet) is \$252 million. Project reports are typically generated within approximately six to eight weeks following completion of a building assessment. All project reports are scheduled to be completed by December 2016.

Based on the project reports generated thus far, approximately \$18 million has been allocated to emergent deferred maintenance projects with scopes of work and project budgets recommended by AECOM, including: Animal Care Centers (all six facilities), Central Juvenile Hall, El Monte Comprehensive Health Center, and A.C. Bilbrew-Willowbrook Library. Project reports are being used in conjunction with the allocation of deferred maintenance funds in all future budget cycles.

Asset and Project Planning

In addition to documenting our buildings' condition, and estimating the cost of repair projects, the Asset Management Database will provide an asset planning and forecasting module. Among its features will be:

- Development of capital and refurbishment project scopes of work
- Validation of previously developed project scopes of work and cost estimates
- Building Present Replacement Values (PRV)
- Major building system replacement projections
- Electronic Record of detailed building information

This module is the final element of the contract to be completed, and it is scheduled to be completed by June 2017.

Overall Project Completion

Completion of the overall project is anticipated to occur in June 2017, six months prior to the original contract completion date.

Each Supervisor
July 18, 2016
Page 3

An amendment to the current agreement to include assessments of previously undocumented buildings and amenities will be recommended in August 2016. The proposed amendment will include assessment of:

- 200 additional buildings at 47 Parks and Recreation facilities (1.175M square feet); and
- 171 additional structures and buildings (139K square feet) at Beaches and Harbors facilities, and 4.226M square feet of parking lots.

Also, a Request for Proposals was released on July 18, 2016 for building condition assessments of Department of Health Services and Sheriff Department facilities (approximately 20M square feet).

For your reference, attached are Monthly Progress Reports for January through June 2016 (Attachments A-1 through A-6), and excerpts from several types of reports (Attachments B-1 through B-4).

If you have any questions, please contact Bradford Bolger at (213) 974-1360, or email at bbolger@ceo.lacounty.gov.

SAH:JJ:DPH
BMB:CY:RB:zu

Attachments

c: Executive Office, Board of Supervisors
County Counsel
Internal Services



County of Los Angeles

Deferred Maintenance Program Services Monthly Progress Report - January 2016

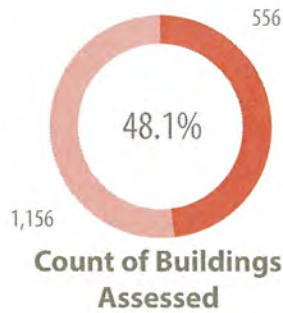
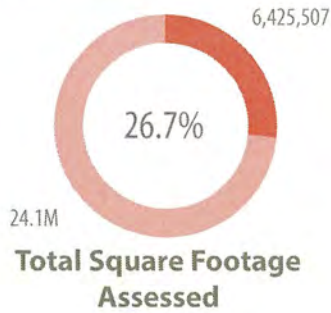


Report Contents

1. Overall Project Snapshot
2. Executive Summary - January 2016
3. Monthly Details - January 2016
4. Issues and Resolutions
5. Next Month's Schedule Outlook

Overall Project Snapshot

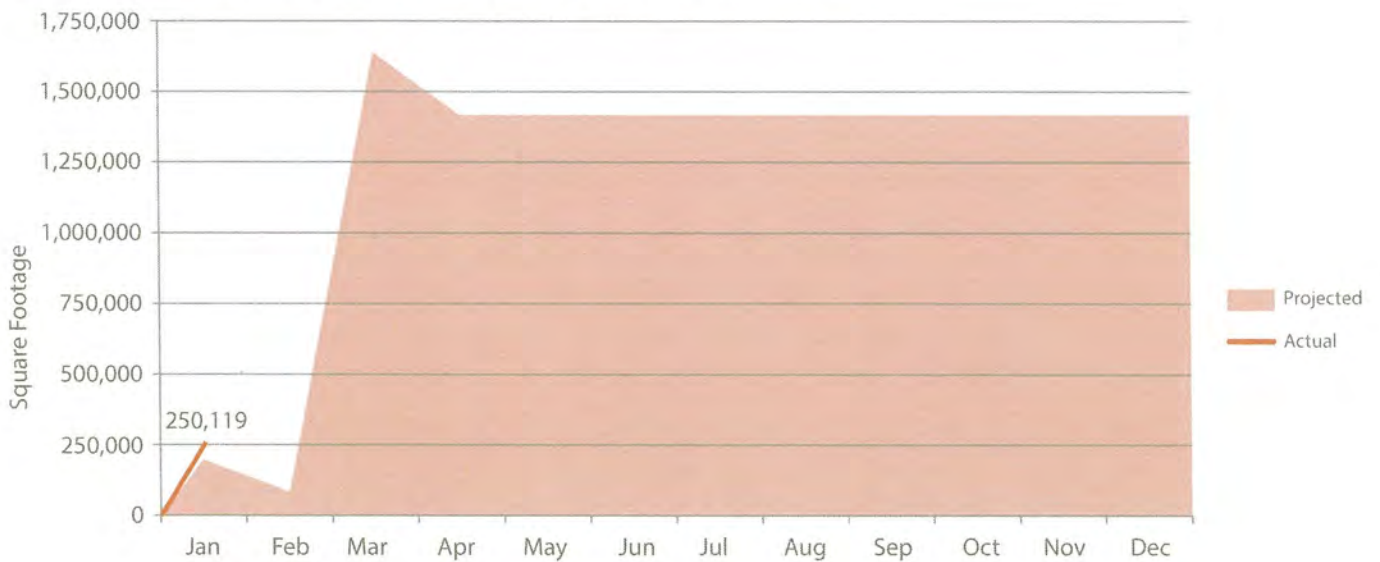
Contract Start Date:	17 October 2014	Contract Value:	\$13,500,115
Estimated Completion Date:	16 October 2017	Scoped Square Footage:	24,074,131 SF
Contract End Date:	16 October 2017	Scoped Number of Bldgs:	1,156



Current Status of County Buildings within All Project Phases*

1) Staging:	585	4) Preliminary Analysis:	255	7) Project Approval:	197
2) Pre-Assessment:	55	5) Project Building:	67	8) Capital Planning:	0
3) Assessment:	164	6) Project Costing:	35		

Assessment Progress Tracking - Completed New Assessments



Executive Summary - January 2016

In January, the field teams completed assessments for approximately 225,000 square feet across 52 buildings. The buildings assessed this month (average 4,800 GSF), which is less than the average of the previous few months. The two largest sites this month were Public Health Laboratories in Downey and the Veteran's Memorial in Sylmar. Other key project activities included a monthly Project Builder meeting with the ISD and the Fire Department as well as the full re-staffing of assessment field teams.

Compared Monthly Statistics - January 2016

Square Feet Assessed

Last Month:	664,641
This Month:	250,119
Next Month (Projected):	34,000

Count of Buildings Assessed

Last Month:	70
This Month:	58
Next Month (Projected):	70

Dollars Invoiced

Last Month:	\$905,575
This Month:	\$671,000

No. Departments Assessed

Last Month:	5
This Month:	3
Next Month (Projected):	2

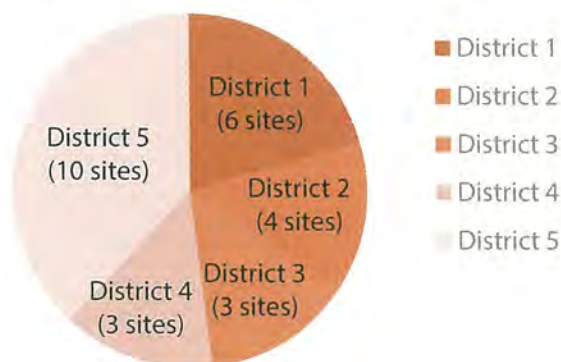
Monthly Report – January 2016

The number of square feet assessed during January was 20% more than expected from December's report. This is due to a few factors. First, undocumented buildings were encountered. More significantly, certain improvements to the workflow were realized. In certain cases, the typical two-part pre-assessment and assessment steps were compressed to a single site visit—due to adequate building drawings. Secondly, new field staff added during December contributed to higher team efficiency. Please note, that January and February are focused on the pre-assessment step, and therefore is not included in the figure above. Pre-assessments during these months will lead to a significant boost in productivity during March and April.

Summary of Deferred Maintenance Costs to Date

The County has requested an ongoing total estimate for the cost of corrective actions as part of this monthly project report. Currently, only buildings within the Project Approval phase have associated costs, which total \$20.7 million. This figure is for approximately 197 buildings totaling 925,830 gross square feet. Please note that these projects have not yet been formally approved by County project staff, and are for informational (non-budgetary) purposes only. Furthermore, cost estimates to replace building systems near the end of their service life are not included in the above figure. The service life expiration date and replacement costs that are recorded for each barcoded building system will be included as part of the total deferred maintenance cost in subsequent updates.

Quantity of Sites Assessed per District - Jan. 2016



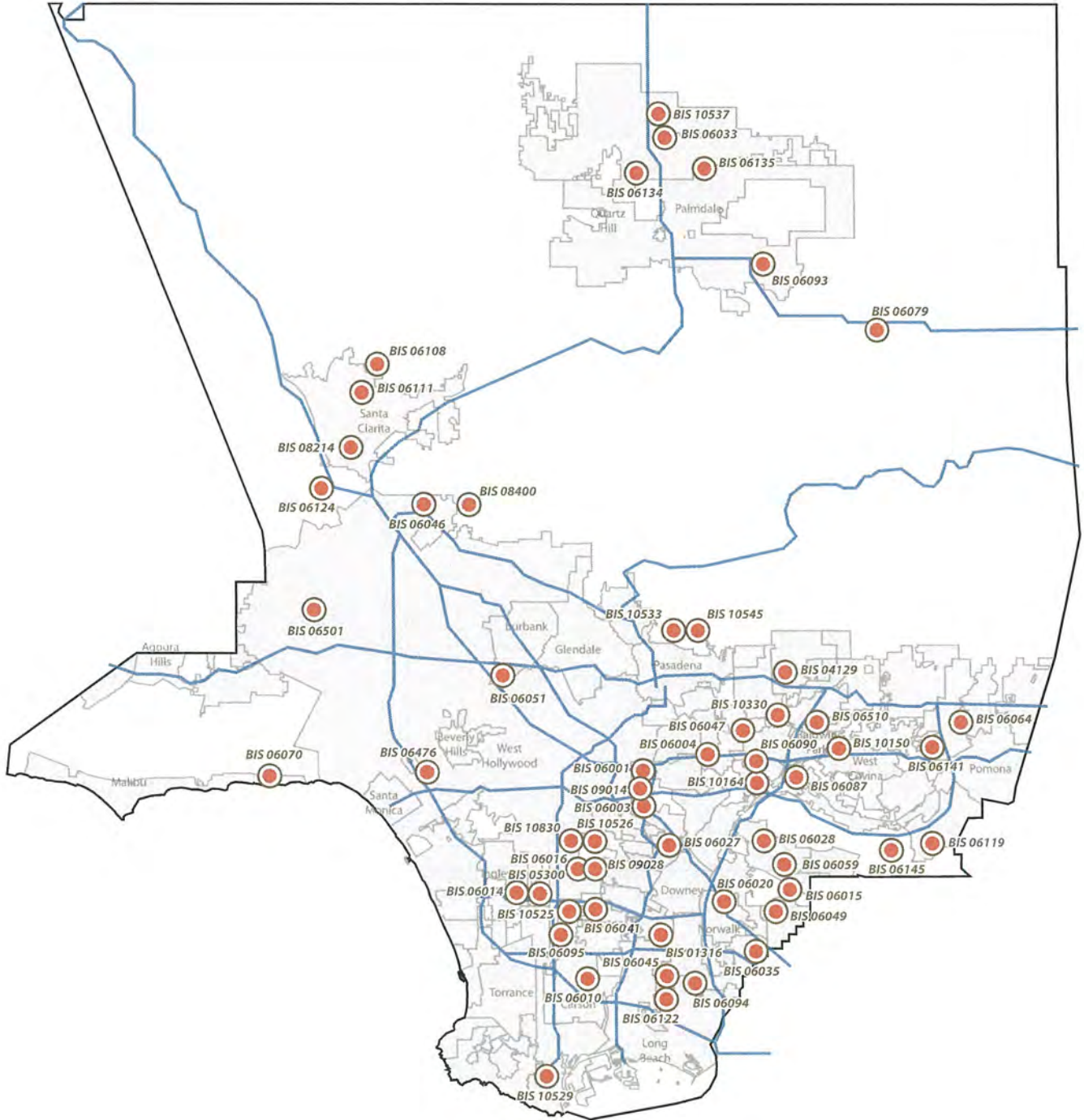
Monthly Key Statistics - January 2016

Total GSF:	250,119
Total Building Count:	52
Quantity of Departments:	3
Quantity of Deficiencies:	505
Quantity of Barcodes:	718
Dollars Invoiced:	\$671,000
Percent Completed:	4.97%

List of Assessed Sites - January 2016

#	Date	Department	BIS	Site Name	LACO	GSF	Deficiency Quantity	Barcode Quantity
1	01/06/16	Fire Department	06135	Fire Station 135	A406, A406-1	5,777	7	26
2	01/07/16	Public Health	01316	Public Health Laboratories	5028, 5028-1	44,261	53	131
3	01/11/16	Parks and Recreation	08400	Veteran's Memorial	Y230, Y232, Y234	40,206	9	22
4	01/13/16	Fire Department	06087	Fire Station 87	4581	5,039	32	21
5	01/14/16	Fire Department	06047	Fire Station 47	4798, 4798-1, 4798-2	4,057	21	22
6	01/14/16	Fire Department	06090	Fire Station 90	5720, 5720-1, 5720-2	3,816	23	25
7	01/14/16	Fire Department	06020	Fire Station 20	4680, 4680-1	5,356	22	18
8	01/18/16	Fire Department	06124	Fire Station 124	X524, X524-1	10,314	15	38
9	01/18/16	Fire Department	06141	Fire Station 141	X520	5,225	9	15
10	01/18/16	Fire Department	06064	Fire Station 64	X164, X164-1	10,899	5	25
11	01/19/16	Fire Department	06046	Fire Station 46	X519	4,483	23	9
12	01/20/16	Fire Department	06108	Fire Station 108	Y444	4,021	7	34
13	01/20/16	Fire Department	06111	Fire Station 111	6763	5,503	22	14
14	01/21/16	Fire Department	06041	Fire Station 41	6874, 6874-1	6,243	23	17
15	01/21/16	Fire Department	06010	Fire Station 10	3484, 3484-1	4,155	14	17
16	01/21/16	Fire Department	06016	Fire Station 16	X010	8,111	22	25
17	01/25/16	Fire Department	06014	Fire Station 14	3507, 3507-1, 3507-2	6,846	6	15
18	01/26/16	Fire Department	06051	Fire Station 51	X017	6,392	33	47
19	01/27/16	Fire Department	06001	Fire Station 1	Y351, Y351-1	5,471	19	19
20	01/27/16	Fire Department	06003	Fire Station 3	Y353, Y353-1	8,086	29	18
21	01/27/16	Fire Department	06033	Fire Station 33	X452, X452-1, X452-2	13,563	13	32
22	01/27/16	Fire Department	06134	Fire Station 134	X476	7,722	8	17
23	01/28/16	Fire Department	06079	Fire Station 79	1849, 1849-1	5,502	12	26
24	01/28/16	Fire Department	06093	Fire Station 93	X673, X673-1, X673-2	14,608	6	34
25	01/28/16	Fire Department	06004	Fire Station 4	3453, 3453-1, 3453-2, 3453-3	6,257	40	27
26	01/28/16	Fire Department	06027	Fire Station 27	X156, X156-1	6,229	32	24
Totals					58 buildings	250,119	505	718

Map of Sites Visited (Assessment and Pre-assessment) - January 2016



Schedule Adjustments - January 2016

Schedule adjustments made during January affected the following sites:

- Antelope Valley Senior Center (BIS: 10537)
- Veteran's Memorial Nature Center (BIS: 08400)
- Camp Louis Routh (BIS: 01890)
- Probation Youth Center (BIS: 00680)
- Valencia Library (BIS: 04184)
- Newhall Library (BIS: 06813)
- Fire Station 70 (BIS: 06070)

List of Key Project Events during January 2016

01/05/2016 - B: Pre-survey BIS: 01316, Public Health Laboratory Building, Address: 12750 ERICKSON AVE, Downey

C: Pre-Survey BIS: 06134, Fire Station 134, Address: 43225 N 25TH STREET-W, Lancaster

C: Pre-Survey BIS: 06033, Fire Station 33, Address: 44947 DATE AVE, Lancaster

D: Pre-Survey BIS: 06004, Fire Station 4, Address: 2644 N SAN GABRIEL BLVD, Rosemead

D: Pre-Survey BIS: 06027, Fire Station 27, Address: 6031 RICKENBACKER RD, Commerce

01/06/2016 - A: Pre-survey BIS: 05300, Probation Centinela Office, Address: 1320-30 W IMPERIAL HWY, Los Angeles

A: Pre-Survey BIS: 09028, Firestone Area Office, Address: 8526 S GRAPE ST, Los Angeles

C: Pre-Survey and Survey BIS: 06135, Fire Station 135, Address: 1846 E AVENUE K-4, Lancaster

D: Pre-survey BIS: 06015, Fire Station 15, Address: 11460 SANTA GERTRUDES AVE, Whittier

D: Pre-survey BIS: 06049, Fire Station 49, Address: 13820 S LA MIRADA BLVD, La Mirada

01/07/2016 - Bi-weekly project conference call

01/07/2016 - A: Pre-Survey BIS: 08214, Santa Clarita Senior Center, Address: 22900 MARKET ST, Santa Clarita

C: Pre-survey BIS: 06093, Fire Station 93, Address: 5624 E AVENUE R, Palmdale

C: Pre-survey BIS: 06079, Fire Station 79, Address: 33957 LONGVIEW RD, Pearblossom

D: Pre-survey BIS: 06016, Fire Station 16, Address: 8010 COMPTON AVE, Los Angeles

D: Pre-survey BIS: 06041, Fire Station 41, Address: 1815 E 120TH ST, Los Angeles

01/11/2016 - A: Pre-Survey BIS: 10537, Antelope Valley Senior Center, Address: 777 W JACKMAN ST, Lancaster

B: Pre-survey BIS: 06476, Westside Mental Health Center, Address: 11080 W OLYMPIC BLVD, West Los Angeles

D: Survey BIS: 08400, Veteran's Memorial, Address: 13000 SAYRE ST, Sylmar

01/12/2016 - December 2015 monthly report delivered

B: Pre-survey BIS: 10330, Arcadia Mental Health Center, Address: 330 E LIVE OAK AVE, Arcadia

B: Pre-survey BIS: 10150, East San Gabriel Valley Mental Health, Address: 1517 W GARVEY AVE, West Covina

C: Pre-survey BIS: 06035, Fire Station 35, Address: 13717 ARTESIA BLVD, Cerritos

C: Pre-survey BIS: 06094, Fire Station 94, Address: 6421 E TURNERGROVE DR, Lakewood

D: Pre-survey BIS: 06028, Fire Station 28, Address: 7733 GREENLEAF AVE, Whittier

D: Pre-survey BIS: 06059, Fire Station 59, Address: 10021 SCOTT AVE, Whittier

01/13/2016 - Project Builder workshop with Fire Department and ISD

C: Pre-survey BIS: 06045, Fire Station 45, Address: 4020 E CANDLEWOOD ST, Lakewood

C: Pre-survey BIS: 06122, Fire Station 122, Address: 2600 GREENMEADOW RD, Lakewood

D: Survey BIS: 06087, Fire Station 87, Address: 140 S 2ND AVE, Industry

01/14/2016 - B: Pre-survey BIS: 06501, Canoga Park Health Center, Address: 7107 REMMET AVE, Canoga Park

List of Key Project Events during January 2016 (continued)

C: Pre-survey and Survey BIS: 06020, Fire Station 20, Address: 12110 E ADOREE ST, Norwalk
D: Survey BIS: 06047, Fire Station 47, Address: 5946 N KAUFFMAN AVE, Temple City
D: Survey BIS: 06090, Fire Station 90, Address: 10115 E RUSH ST, South El Monte
01/18/2016 - A: Pre-survey BIS: 10164, San Gabriel Valley Service Center, Address: 1441 SANTA ANITA AVE, South El Monte
B: Pre-survey and Survey BIS: 04129, Monrovia Public Health, Address: 330 W MAPLE AVE, Monrovia
C: Survey BIS: 06141, Fire Station 141, Address: 1124 W PUENTE ST, San Dimas
C: Survey BIS: 06064, Fire Station 64, Address: 164 S WALNUT AVE, San Dimas
D: Survey BIS: 06124, Fire Station 124, Address: 25870 HEMINGWAY AVE, Stevenson Ranch
D: Survey BIS: 06046, Fire Station 46, Address: 14425 OLIVE VIEW DR, Sylmar
01/20/2016 - A: Pre-Survey BIS: 10533, Altadena Senior Center, Address: 560 E MARIPOSA ST, Altadena
B: Pre-survey BIS: 06510, Environmental Health HQ (1 of 2), Address: 5050 COMMERCE DRIVE, Baldwin Park
C: Pre-survey BIS: 06119, Fire Station 119, Address: 20480 PATHFINDER ROAD, Walnut
C: Survey BIS: 06145, Fire Station 145, Address: 1525 S NOGALES ST, Rowland Heights
D: Survey BIS: 06111, Fire Station 111, Address: 26829 N SECO CANYON RD, Santa Clarita
D: Survey BIS: 06108, Fire Station 108, Address: 28799 N ROCK CANYON RD, Santa Clarita
01/21/2016 - A: Pre-Survey BIS: 10545, Altadena Community Center, Address: 730 E ALTADENA DR, Altadena
B: Pre-survey BIS: 06510, Environmental Health HQ (2 of 2), Address: 5050 COMMERCE DRIVE, Baldwin Park
C: Pre-survey and Survey BIS: 06010, Fire Station 10, Address: 1860 E DEL AMO BLVD, Carson
D: Survey BIS: 06016, Fire Station 16, Address: 8010 COMPTON AVE, Los Angeles
D: Survey BIS: 06041, Fire Station 41, Address: 1815 E 120TH ST, Los Angeles
01/21/2016 - Bi-weekly project conference call
01/25/2016 - A: Pre-survey BIS: 09014, East LA Service Center, Address: 133 N SUNOL DR, East Los Angeles
B: Pre-survey BIS: 10830, Humphrey Comprehensive Health Center (1 of 3), Address: 5850 S MAIN ST, Los Angeles
C: Survey BIS: 06014, Fire Station 14, Address: 1401 W 108TH ST, Los Angeles
C: Pre-survey BIS: 06095, Fire Station 95, Address: 137 W REDONDO BEACH BLVD, Gardena
01/26/2016 - A: Pre-survey BIS: 10525, Willowbrook Senior Center, Address: 12915 S JARVIS AVE, Los Angeles
A: Pre-survey BIS: 10526, Florence/Firestone Senior Center, Address: 7807 S COMPTON AVE, Los Angeles
B: Pre-survey BIS: 10830, Humphrey Comprehensive Health Center (2 of 3), Address: 5850 S MAIN ST, Los Angeles
D: Survey BIS: 06051, Fire Station 51, Address: 3900 N LANKERSHIM BLVD, Universal City
D: Survey BIS: 06070, Fire Station 70, Address: 3970 CARBON CANYON RD, Malibu
01/27/2016 - A: Pre-survey BIS: 10529, San Pedro Service Center, Address: 769 W 3RD ST, San Pedro
B: Pre-survey BIS: 10830, Humphrey Comprehensive Health Center (3 of 3), Address: 5850 S MAIN ST, Los Angeles
C: Survey BIS: 06134, Fire Station 134, Address: 43225 N 25TH STREET-W, Lancaster
C: Survey BIS: 06033, Fire Station 33, Address: 44947 DATE AVE, Lancaster
D: Survey BIS: 06001, Fire Station 1, Address: 1108 N EASTERN AVE, Los Angeles
D: Survey BIS: 06003, Fire Station 3, Address: 930 S EASTERN AVE, East Los Angeles
01/28/2016 - C: Survey BIS: 06093, Fire Station 93, Address: 5624 E AVENUE R, Palmdale
C: Survey BIS: 06079, Fire Station 79, Address: 33957 LONGVIEW RD, Pearblossom
D: Survey BIS: 06004, Fire Station 4, Address: 2644 N SAN GABRIEL BLVD, Rosemead
D: Survey BIS: 06027, Fire Station 27, Address: 6031 RICKENBACKER RD, Commerce

Project Issues and Resolutions

One resolution to an issue mentioned in previous reports is the completion of refilling the ranks of the field teams. By the end of January all 28 field team positions have been filled and were either fully online or being trained. This is a significant step that sets the stage for success throughout 2016.

The lack of high-level building information remains an ongoing issue that affects the project's timeliness and efficiency. Field teams often find buildings for which no County record exists. Official building numbers, known as LACO numbers, are crucial to joining newly observed data with existing County information, such as a building's size, history and known maintenance issues. The extra time spent researching records and interviewing personnel is slow and tedious. In response, the County is attempting to refresh its list of existing buildings.

Lack of existing floor plans is another recurring issue which, in conjunction with lack of LACO numbers, is delaying in project progress. In response, field teams must linger on site longer, drawing room layouts from scratch, an activity beyond the project scope. However, since digitized floor plans are a critical part of the workflow, this work cannot be omitted or deferred until later.

Project Expectations for February 2016

Like January, the schedule for February will focus on pre-assessments. It is in this step that important, project-influencing site details are discovered, such as the presence of unexpected buildings as well as confirming the continued existence of a structure. Frontloading the pre-assessments increases the overall project efficiency and aids in schedule stability.

Further expansion of the field teams are another feature for February. Additional mechanical engineers are being trained as part of the regular field teams. In addition, a new field team dedicated specifically for parking garages is being formulated. Since parking garages comprise nearly 30% of the scope's square footage, specialists familiar with this building type are being assigned—with an emphasis on structural components. Pre-assessments for parking garages are scheduled to begin in the second week of the month.

Anticipated Schedule Adjustments for February 2016

In recent months the project has experienced most of its schedule changes shortly before the pre-assessment step, as the County discovers certain properties have been permanently closed or sold. While specific instances are difficult to anticipate, this is the most frequent type of schedule adjustment.

Anticipated Project Events during February 2016

02/01/2016 - A: Pre-survey BIS: 00340, Pre-survey Camp Glenn Rockey (1 of 3), Address: 1900 N SYCAMORE CANYON RD, San Dimas, 91773

B: Pre-survey BIS:04087, Lancaster Court, Address: 1010 W AVENUE J, Lancaster, 93534

C: Pre-survey BIS 09019, Rio Hondo Probation Office, Address: 8240 S BROADWAY, Whittier, 90606

02/02/2016 - A: Pre-survey BIS: 00340, Pre-survey Camp Glenn Rockey (2 of 3), Address: 1900 N SYCAMORE CANYON RD, San Dimas, 91773

B: Pre-survey BIS: 06730, Carson Library, Address: 151 E CARSON ST, Carson, 90745

C: Pre-survey BIS:03605, Central Transcribing Office, Address: 200 W WOODWARD AVE, Alhambra, 91801

C: Pre-Survey BIS: 04069, Probation East Los Angeles Area Office, Address: 4849 E CIVIC CENTER WAY, East Los Angeles, 90022

D: Pre-survey BIS: 05913, Fire Station 60, Address: 2300 E 27TH STREET, Signal Hill, 90806

D: Pre-survey BIS: 06061, Fire Station 61, Address: 20011 PUENTE RD, Walnut, 91789

02/03/2016 - A: Pre-Survey BIS: 00340, Pre-survey Camp Glenn Rockey (3 of 3), Address: 1900 N SYCAMORE CANYON RD, San Dimas, 91773

B: Pre-survey BIS: 05303, Pasadena AP District Office, Address: 955 N LAKE AVE, Pasadena, 91104

C: Pre-survey BIS: 05218, Cudahy AP District Office, Address: 8130 S ATLANTIC AVE, Cudahy, 90201

D: Pre-survey BIS: 05285, Metro East AP District Office (1 of 2), Address: 2855 E OLYMPIC BLVD, Los Angeles, 90023

02/04/2016 - Bi-weekly project conference call

02/04/2016 - D: Pre-survey BIS: 05285, Metro East AP District Office (2 of 2), Address: 2855 E OLYMPIC BLVD, Los Angeles, 90023

Anticipated Project Events during February 2016 (continued)

02/08/2016 - A: Pre-survey BIS: 06834, Walnut Library, Address: 21155 LA PUENTE ROAD, Walnut, 91789
A: Pre-Survey BIS: 06840, San Dimas Library, Address: 145 N WALNUT AVE, San Dimas, 91773
B: Pre-survey BIS: 04072, Edward Roybal Health Center, (1 of 4), Address: 245 S FETTERLY AVE, East Los Angeles, 90022
C: Pre-survey BIS 05278, Southwest Family WS District Office, Address: 923 E REDONDO BLVD, Inglewood, 90302
02/09/2016 - A: Pre-survey BIS: 00540, Camp Scudder (1 of 2), Address: 28750 N BOUQUET CANYON RD, Saugus, 91350
B: Pre-survey BIS: 04072, Edward Roybal Health Center (2 of 4), Address: 245 S FETTERLY AVE, East Los Angeles, 90022
C: Pre-survey BIS: 06889, View Park Library, Address: 3854 W 54TH STREET, Los Angeles, 90043
C: Pre-Survey BIS: 04266, Lennox Library, Address: 4359 LENNOX BLVD, Lennox, 90304
D: Pre-Survey BIS: 00485, Eastlake Juvenile Court Lot 55 Parking Structure, Address: 1605 EASTLAKE AVE, Los Angeles, 90033
E: Pre-survey BIS: 06777, La Canada Flintridge Library, Address: 4545 N OAKWOOD AVE, La Canada-Flintridge, 91011
E: Pre-Survey BIS 06781, La Crescenta Library, Address: 2809 FOOTHILL BLVD, La Crescenta, 91214
02/10/2016 - A: Pre-survey BIS: 00540 Camp Scudder, (2 of 2), Address: 28750 N BOUQUET CANYON RD, Saugus, 91350
B: Pre-survey BIS: 04072, Edward Roybal Health Center (3 of 4), Address: 245 S FETTERLY AVE, East Los Angeles, 90022
C: Pre-survey BIS: 06790, La Verne Library, Address: 3640 D STREET, La Verne, 91750
C: Pre-Survey BIS: 06742, Claremont Library, Address: 208 N HARVARD AVE , Claremont, 91711
D: Pre-Survey BIS: 00487, Eastlake Juvenile Court Parking Structure, Address: 1605 EASTLAKE AVE, Los Angeles, 90033
E: Pre-survey BIS: 05267, Florence AP District Office (1 of 2), Address: 1740 E GAGE AVE, Los Angeles, 90001
02/11/2016 - B: Pre-survey BIS: 04072, Edward Roybal Health Center (4 of 4), Address: 245 S FETTERLY AVE, East Los Angeles, 90022
D: Pre-Survey BIS: 00630, Barry J Nidorf Juvenile Hall Parking Structure, Address: 16350 FILBERT ST, Sylmar, 91342
E: Pre-survey BIS: 05267, Florence AP District Office (2 of 2), Address: 1740 E GAGE AVE, Los Angeles, 90001
02/16/2016 - A: Pre-Survey BIS: 00440, Camp Scott (1 of 3), Address: 28700 N BOUQUET CANYON RD, Saugus ,91350
B: Survey BIS: 05025, LA County Crematory, Address: 3301 E 1ST ST, Los Angeles, 90063
C: Survey BIS: 00101, Acton Rehab (1 of 7), Address: 30500 ARRASTRE CANYON RD, Acton , 93510
02/17/2016 - Project Builder meeting with service life module
02/17/2016 - A: Pre-survey BIS: 00440, Camp Scott (2 of 3), Address: 28700 N BOUQUET CANYON RD, Saugus ,91350
B: Survey BIS: 06503, North Hollywood PHC, Address: 5300 TUJUNGA AVE, North Hollywood, 91601
B: Survey BIS: 06504, Pacoima PHC, Address: 13300 VAN NUYS BLVD, Pacoima, 91331
C: Survey BIS: 00101, Acton Rehab (2 of 7), Address: 30500 ARRASTRE CANYON RD, Acton , 93510
D: Pre-survey BIS: 04075, East LA Courthouse Parking Structure (1 of 2), Address: 146 S FETTERLY AVE, East Los Angeles, 90022
E: Pre-survey BIS: 06705, La Puente Library, Address: 15920 E CENTRAL AVE, La Puente, 91744
E: Pre-survey BIS: 06719, Hacienda Heights Library, Address: 16010 LA MONDE AVE, Hacienda Heights, 91745
02/18/2016 - Bi-weekly project conference call
02/18/2016 - A: Pre-survey BIS: 00440, Camp Scott (3 of 3), Address: 28700 N BOUQUET CANYON RD, Saugus ,91350
B: Pre-survey BIS: 03928, West Covina Regional Library, Address: 1601 WEST COVINA PARKWAY, West Covina, 91790
C: Survey BIS: 00101, Acton Rehab (3 of 7), Address: 30500 ARRASTRE CANYON RD, Acton , 93510
D: Pre-survey BIS: 04075, East LA Courthouse Parking Structure (2 of 2), Address: 146 S FETTERLY AVE, East Los Angeles, 90022
E: Pre-survey BIS: 06892, Sunkist Library, Address: 840 N PUENTE AVE, La Puente, 91746
E: Pre-survey BIS: 06718, Baldwin Park Library, Address: 4181 BALDWIN PARK BLVD, Baldwin Park, 91706
02/22/2016 - A: Pre-survey BIS: 10293, Public Administrator Warehouse (1 of 3), Address: 16610 CHESTNUT ST, Industry, 91748
B: Pre-survey BIS: 10522, Centro Maravilla Service Center, Address: 4716 E CESAR CHAVEZ AVE, East Los Angeles, 90022
C: Survey BIS: 00101, Acton Rehab (4 of 7), Address: 30500 ARRASTRE CANYON RD, Acton , 93510
02/23/2016 - A: Pre-survey BIS: 10293, Public Administrator Warehouse (2 of 3), Address: 16610 CHESTNUT ST, Industry, 91748

Anticipated Project Events during February 2016 (continued)

- B: Pre-survey BIS 06782, La Mirada Library, Address: 13800 LA MIRADA BLVD, La Mirada, 90638
- B: Pre-survey BIS: 06852, South Whittier Library, Address: 14433 LEFFINGWELL RD, Whittier, 90604
- C: Survey BIS: 00101, Acton Rehab (5 of 7), Address: 30500 ARRASTRE CANYON RD, Acton , 93510
- D: Pre-Survey BIS: 05213, DPSS Belvedere AP District Office, Address: 5445 E WHITTIER BLVD, East Los Angeles, 90022
- E: Pre-survey BIS: 06703, Hollypark Service Center, Address: 2150 W 120TH ST, Hawthorne, 90250
- E: Pre-survey BIS: 06891, Masao W Satow Library, Address: 14433 S CRENSHAW BLVD, Gardena, 90249
- 02/24/2016 - A: Pre-survey BIS: 10293, Public Administrator Warehouse (3 of 3), Address: 16610 CHESTNUT ST, Industry, 91748
- B: Pre-survey BIS: 06772, Hermosa Beach Library, Address: 550 PIER AVE, Hermosa Beach, 90254
- B: Pre-survey BIS: 06800, Manhattan Beach Library, Address: 1320 HIGHLAND AVE, Manhattan Beach, 90266
- C: Survey BIS: 00101, Acton Rehab (6 of 7), Address: 30500 ARRASTRE CANYON RD, Acton , 93510
- D: Pre-Survey BIS: 10791, DPSS Belvedere Parking Structure (1 of 2), Address: 749 S BELDEN AVE, East Los Angeles, 90022
- E: Survey BIS 06070, Fire Station 70, Address: 3970 CARBON CANYON RD, Malibu, 90265
- 02/25/2016 - C: Survey BIS: 00101, Acton Rehab (7 of 7), Address: 30500 ARRASTRE CANYON RD, Acton , 93510
- D: Pre-Survey BIS: 10791, DPSS Belvedere Parking Structure (2 of 2), Address: 749 S BELDEN AVE, East Los Angeles, 90022
- E: Survey BIS: 06015, Fire Station 15, Address: 11460 SANTA GERTRUDES AVE, Whittier, 90604
- E: Survey BIS: 06049, Fire Station 49, Address: 13820 S LA MIRADA BLVD, La Mirada, 90638
- 02/29/2016 - A: Pre-survey BIS: 05181, Agricultural Commissioner Headquarters, Address: 12300 LOWER AZUSA RD, Arcadia, 91706
- B: Pre-survey BIS: 01060, ISD Hangar #2/Crafts Maintenance, Address: 45000 N 60TH ST W, Lancaster, 93536
- B: Pre-survey BIS: 01077, ISD Millwright Shop, Address: 45000 N 60TH ST W, Lancaster, 93536
- B: Pre-survey BIS: 01078, ISD Vehicle Repair Shop, Address: 45000 N 60TH ST W, Lancaster, 93536
- C: Pre-survey BIS: 00057, Mental Health Courthouse, Address: 1150 N SAN FERNANDO RD, Los Angeles, 90065



County of Los Angeles

Deferred Maintenance Program Services Monthly Progress Report - February 2016

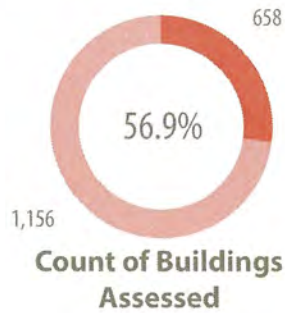
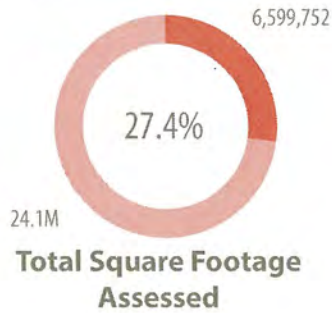


Report Contents

1. Overall Project Snapshot
2. Executive Summary -February 2016
3. Monthly Details - February 2016
4. Issues and Resolutions
5. Next Month's Schedule Outlook

Overall Project Snapshot

Contract Start Date:	17 October 2014	Contract Value:	\$13,500,115
Estimated Completion Date:	16 October 2017	Scoped Square Footage:	24,074,131 SF
Contract End Date:	16 October 2017	Scoped Number of Bldgs:	1,156



Current Status of County Buildings within All Project Phases*

1) Staging:	470	4) Preliminary Analysis:	140	7) Project Approval:	256
2) Pre-Assessment:	57	5) Project Building:	195	8) Capital Planning:	0
3) Assessment:	166	6) Project Costing:	93		

Assessment Progress Tracking - Completed New Assessments



Executive Summary - February 2016

In January, the field teams completed assessments for approximately 150,000 square feet across 102 buildings. The building size this month averaged less than 1,500 GSF, which is among the smallest average sizes to date. By far the largest site for the month was the Acton Rehabilitation Center, both in terms of building count and square footage. Other key project activities included discussions on project acceleration as well as the release of the dynamic service life reporting within the website.

The number of square feet assessed during January was five times higher than expected from January's report. This is due to a few factors. First, two new field teams were brought online, thanks to recruiting and training during January. Secondly, more field teams allowed the monthly schedule to change that ratio of pre-assessments and full assessments, a favorable modification. Third, at the Acton Rehabilitation Center, dozens of buildings were discovered which were previously undocumented. In aggregate, these added up to thousands of extra square feet.

Compared Monthly Statistics - February 2016

Square Feet Assessed

Last Month:	250,119
This Month:	148,605
Next Month (Projected):	1,242,778

Dollars Invoiced

Last Month:	\$671,000
This Month:	\$327,048

Count of Buildings Assessed

Last Month:	58
This Month:	102
Next Month (Projected):	71

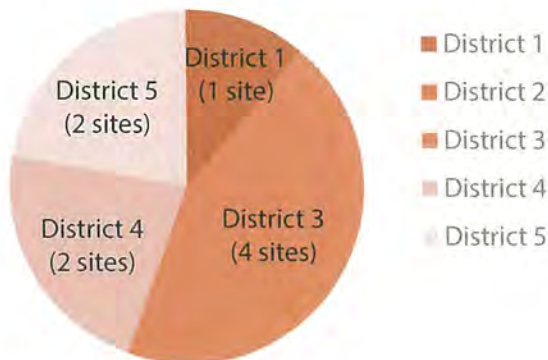
No. Departments Assessed

Last Month:	5
This Month:	3
Next Month (Projected):	2

Summary of Deferred Maintenance Costs to Date

The County has requested an ongoing total estimate for the cost of corrective actions as part of this monthly project report. Currently, only buildings within the Project Approval phase have associated costs, which total \$51 million. This figure is for approximately 350 buildings totaling 4.3 million gross square feet. Please note that these projects have not yet been formally approved by County project staff, and are for informational (non-budgetary) purposes only. Furthermore, cost estimates to replace building systems near the end of their service life are not included in the above figure. The service life expiration date and replacement costs that are recorded for each barcoded building system will be included as part of the total deferred maintenance cost in subsequent updates.

Quantity of Sites Assessed per District - Feb. 2016



Monthly Key Statistics - Feb. 2016

Total GSF:	148,605
Total Building Count:	102
Quantity of Departments:	3
Quantity of Deficiencies:	601
Quantity of Barcodes:	574
Dollars Invoiced:	\$327,048
Percent Completed:	1.36%

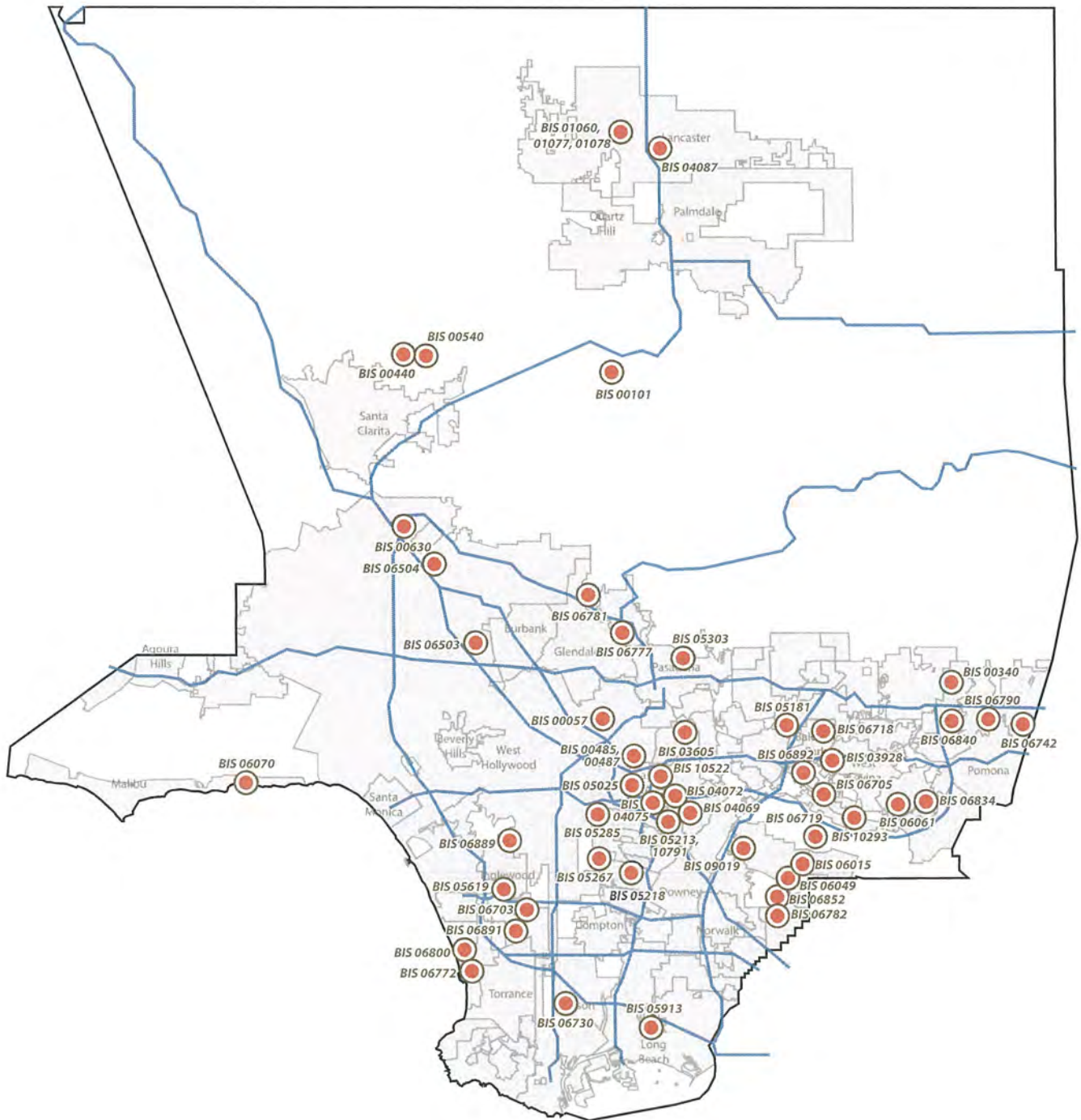
List of Assessed Sites - February 2016

#	Date	Department	BIS	Site Name	LACO	GSF	Deficiency Quantity	Barcode Quantity
1	02/03/16	Fire Department	06070	Fire Station 70	5094, 5094-1, 5094-2	8,763	36	26
2	02/03/16	Fire Department	06071	Fire Station 71	0532, 0532-1	7,027	0	45
3	02/16/16	Public Health	00101	Acton Rehabilitation Center	(see text below for building numbers)	89,000	408	377
4	02/16/16	Public Health	05025	LA County Crematory	1491, 2016, 1491-1	5,702	57	18
5	02/17/16	Public Health	06503	North Hollywood Public Health Center	5873, T400	8,683	22	31
6	02/17/16	Public Health	06504	Pacoima Public Health Center	5858	5,431	6	13
7	02/19/16	Public Health	04129	Monrovia Public Health Center	3562	10,545	19	25
8	02/25/16	Fire Department	06015	Fire Station 15	5062, 5062-1	6,647	27	16
9	02/25/16	Fire Department	06049	Fire Station 49	5705, 5705-1	6,807	26	23
Totals					102 buildings	148,605	601	574

Summary of LACO numbers for buildings at the Acton Rehabilitation Center:

0214, 0215, 0217, 0400, 0401, 0402, 0403, 0404, 0405, 0406, 0407, 0408, 0409, 0410, 0411, 0412, 0413, 0414, 0415, 0416, 0416-1, 0416-2, 0417, 0418, 0419, 0420, 0421, 0422, 0423, 0423-1, 0452, 0455, 0457, 0457-1, 0457-2, 0458, 0458-1, 0458-2, 0458-3, 0458-4, 0547, 0604, 0605, 0606, 0607, 0608, 0609, 0609-1, 0610, 0610-1, 0611, 0612, 0613, 0625, 0877, 1052, 1468, 1469, 1488, 1488-1, 1488-2, 1488-3, 1494, 1938, 1986, 1987, 1999, 1999-1, 2910, 2911, 2911-1, 2913, 2915, 2915-1, 2915-2, 3075, 3393, 3419, 3563, 3932, 5279, 3379, 3379-1, 3393-1, 3418, 3563-1, 3563-2, 3393-3, 4588, 4588-1, 4588-2, 4588-3, 4588-4, 4588-5, 6105, 6105-1

Map of Sites Visited (Assessment and Pre-assessment) - February 2016



Schedule Adjustments - February 2016

Schedule adjustments made during January affected the following sites:

- La Mirada Bath House (BIS 08237)
- Mental Health Courthouse 1150 San Fernando Rd. (BIS 00057)
- Edelman Children's Court Parking Lot #82 (BIS 10850)
- Long Beach Courthouse Parking Lot #67B (BIS 10795)
- Metropolitan Courthouse Parking Lot #60 (BIS 10768)
- Compton Courthouse Parking Lot #79 (BIS 10770)
- Van Nuys Courthouse Parking Lot #48 (BIS 03904)
- Pasadena Courthouse Parking Lot #35 (BIS 03787)
- Beverly Hills Courthouse Parking Lot #57 (BIS 10764)
- Airport Courthouse Parking Lot #94 (BIS 03952)
- El Monte Courthouse Parking Lot #80 (BIS 10821)
- Whittier Admin Lot #59 (BIS 10793)
- Inglewood Courthouse Parking Lot (BIS 10725, 10726)

List of Key Project Events during February 2016

02/01/2016 - A: Pre-survey BIS: 00340, Pre-survey Camp Glenn Rockey (1 of 3), Address: 1900 N SYCAMORE CANYON RD, San Dimas, 91773

B: Pre-survey BIS:04087, Lancaster Court, Address: 1010 W AVENUE J, Lancaster, 93534

C: Pre-survey BIS 09019, Rio Hondo Probation Office, Address: 8240 S BROADWAY, Whittier, 90606

02/02/2016 - A: Pre-survey BIS: 00340, Pre-survey Camp Glenn Rockey (2 of 3), Address: 1900 N SYCAMORE CANYON RD, San Dimas, 91773

B: Pre-survey BIS: 06730, Carson Library, Address: 151 E CARSON ST, Carson, 90745

C: Pre-survey BIS:03605, Central Transcribing Office, Address: 200 W WOODWARD AVE, Alhambra, 91801

C: Pre-Survey BIS: 04069, Probation East Los Angeles Area Office, Address: 4849 E CIVIC CENTER WAY, East Los Angeles, 90022

D: Pre-survey BIS: 05913, Fire Station 60, Address: 2300 E 27TH STREET, Signal Hill, 90806

D: Pre-survey BIS: 06061, Fire Station 61, Address: 20011 PUENTE RD, Walnut, 91789

02/03/2016 - Schedule acceleration conference call

02/03/2016 - A: Pre-Survey BIS: 00340, Pre-survey Camp Glenn Rockey (3 of 3), Address: 1900 N SYCAMORE CANYON RD, San Dimas, 91773

B: Pre-survey BIS: 05303, Pasadena AP District Office, Address: 955 N LAKE AVE, Pasadena , 91104

C: Pre-survey BIS: 05218, Cudahy AP District Office, Address: 8130 S ATLANTIC AVE, Cudahy,90201

D: Pre-survey BIS: 05285, Metro East AP District Office (1 of 2), Address: 2855 E OLYMPIC BLVD, Los Angeles, 90023

E: Survey BIS 06070, Fire Station 70, 3970 CARBON CANYON RD, Malibu 90265

E: Survey BIS: 06071 Fire Station 71, 28722 PACIFIC COAST HWY, Malibu 90265

02/04/2016 - Bi-weekly project conference call

02/04/2016 - D: Pre-survey BIS: 05285, Metro East AP District Office (2 of 2), Address: 2855 E OLYMPIC BLVD, Los Angeles, 90023

02/08/2016 - B: Pre-survey BIS: 04072, Edward Roybal Health Center, (1 of 4), Address: 245 S FETTERLY AVE, East Los Angeles, 90022

02/09/2016 - First contact made with Pat McGee of Public Libraries

02/09/2016 - A: Pre-survey BIS: 00540, Camp Scudder (1 of 2), Address: 28750 N BOUQUET CANYON RD, Saugus, 91350

B: Pre-survey BIS: 04072, Edward Roybal Health Center (2 of 4), Address: 245 S FETTERLY AVE, East Los Angeles, 90022

C: Pre-survey BIS: 06889, View Park Library, Address: 3854 W 54TH STREET, Los Angeles, 90043

List of Key Project Events during February 2016 (continued)

C: Pre-Survey BIS: 04266, Lennox Library, Address: 4359 LENNOX BLVD, Lennox, 90304

D: Pre-Survey BIS: 00485, Eastlake Juvenile Court Lot 55 Parking Structure, Address: 1605 EASTLAKE AVE, Los Angeles, 90033

E: Pre-survey BIS: 06777, La Canada Flintridge Library, Address: 4545 N OAKWOOD AVE, La Canada-Flintridge, 91011

E: Pre-Survey BIS 06781, La Crescenta Library, Address: 2809 FOOTHILL BLVD, La Crescenta, 91214

02/10/2016 - A: Pre-survey BIS: 00540 Camp Scudder, (2 of 2), Address: 28750 N BOUQUET CANYON RD, Saugus, 91350

B: Pre-survey BIS: 04072, Edward Roybal Health Center (3 of 4), Address: 245 S FETTERLY AVE, East Los Angeles, 90022

C: Pre-survey BIS: 06790, La Verne Library, Address: 3640 D STREET, La Verne, 91750

C: Pre-Survey BIS: 06742, Claremont Library, Address: 208 N HARVARD AVE, Claremont, 91711

D: Pre-Survey BIS: 00487, Eastlake Juvenile Court Parking Structure, Address: 1605 EASTLAKE AVE, Los Angeles, 90033

E: Pre-survey BIS: 05267, Florence AP District Office (1 of 2), Address: 1740 E GAGE AVE, Los Angeles, 90001

02/11/2016 - A: Pre-survey BIS: 06834, Walnut Library, Address: 21155 LA PUENTE ROAD, Walnut, 91789

A: Pre-Survey BIS: 06840, San Dimas Library, Address: 145 N WALNUT AVE, San Dimas, 91773

B: Pre-survey BIS: 04072, Edward Roybal Health Center (4 of 4), Address: 245 S FETTERLY AVE, East Los Angeles, 90022

D: Pre-Survey BIS: 00630, Barry J Nidorf Juvenile Hall Parking Structure, Address: 16350 FILBERT ST, Sylmar, 91342

E: Pre-survey BIS: 05267, Florence AP District Office (2 of 2), Address: 1740 E GAGE AVE, Los Angeles, 90001

02/16/2016 - A: Pre-Survey BIS: 00440, Camp Scott (1 of 3), Address: 28700 N BOUQUET CANYON RD, Saugus, 91350

B: Survey BIS: 05025, LA County Crematory, Address: 3301 E 1ST ST, Los Angeles, 90063

C: Survey BIS: 00101, Acton Rehab (1 of 7), Address: 30500 ARRASTRE CANYON RD, Acton, 93510

02/17/2016 - Project Builder meeting with fire complete service life module at Hall of Admin

02/17/2016 - A: Pre-survey BIS: 00440, Camp Scott (2 of 3), Address: 28700 N BOUQUET CANYON RD, Saugus, 91350

B: Survey BIS: 06503, North Hollywood PHC, Address: 5300 TUJUNGA AVE, North Hollywood, 91601

B: Survey BIS: 06504, Pacoima PHC, Address: 13300 VAN NUYS BLVD, Pacoima, 91331

C: Survey BIS: 00101, Acton Rehab (2 of 7), Address: 30500 ARRASTRE CANYON RD, Acton, 93510

D: Pre-survey BIS: 04075, East LA Courthouse Parking Structure (1 of 2), Address: 146 S FETTERLY AVE, East Los Angeles, 90022

E: Pre-survey BIS: 06705, La Puente Library, Address: 15920 E CENTRAL AVE, La Puente, 91744

E: Pre-survey BIS: 06719, Hacienda Heights Library, Address: 16010 LA MONDE AVE, Hacienda Heights, 91745

02/18/2016 - Bi-weekly project conference call

02/18/2016 - Meeting with Pat McGee at Public Libraries Headquarters in Downey

02/18/2016 - A: Pre-survey BIS: 00440, Camp Scott (3 of 3), Address: 28700 N BOUQUET CANYON RD, Saugus, 91350

B: Pre-survey BIS: 03928, West Covina Regional Library, Address: 1601 WEST COVINA PARKWAY, West Covina, 91790

C: Survey BIS: 00101, Acton Rehab (3 of 7), Address: 30500 ARRASTRE CANYON RD, Acton, 93510

D: Pre-survey BIS: 04075, East LA Courthouse Parking Structure (2 of 2), Address: 146 S FETTERLY AVE, East Los Angeles, 90022

E: Pre-survey BIS: 06892, Sunkist Library, Address: 840 N PUENTE AVE, La Puente, 91746

E: Pre-survey BIS: 06718, Baldwin Park Library, Address: 4181 BALDWIN PARK BLVD, Baldwin Park, 91706

02/19/2016 - Approximately 3.2 million square feet of parking garage removed from scope, properties transferred to State

02/22/2016 - A: Pre-survey BIS: 10293, Public Administrator Warehouse (1 of 3), Address: 16610 CHESTNUT ST, Industry, 91748

B: Pre-survey BIS: 10522, Centro Maravilla Service Center, Address: 4716 E CESAR CHAVEZ AVE, East Los Angeles, 90022

C: Survey BIS: 00101, Acton Rehab (4 of 7), Address: 30500 ARRASTRE CANYON RD, Acton, 93510

02/23/2016 - A: Pre-survey BIS: 10293, Public Administrator Warehouse (2 of 3), Address: 16610 CHESTNUT ST, Industry, 91748

B: Pre-survey BIS 06782, La Mirada Library, Address: 13800 LA MIRADA BLVD, La Mirada, 90638

B: Pre-survey BIS: 06852, South Whittier Library, Address: 14433 LEFFINGWELL RD, Whittier, 90604

C: Survey BIS: 00101, Acton Rehab (5 of 7), Address: 30500 ARRASTRE CANYON RD, Acton, 93510

List of Key Project Events during February 2016 (continued)

- D: Pre-Survey BIS: 05213, DPSS Belvedere AP District Office, Address: 5445 E WHITTIER BLVD, East Los Angeles, 90022
- E: Pre-survey BIS: 06703, Hollypark Service Center, Address: 2150 W 120TH ST, Hawthorne, 90250
- E: Pre-survey BIS: 06891, Masao W Satow Library, Address: 14433 S CRENSHAW BLVD, Gardena, 90249
- 02/24/2016 - A: Pre-survey BIS: 10293, Public Administrator Warehouse (3 of 3), Address: 16610 CHESTNUT ST, Industry, 91748
- B: Pre-survey BIS: 06772, Hermosa Beach Library, Address: 550 PIER AVE, Hermosa Beach, 90254
- B: Pre-survey BIS: 06800, Manhattan Beach Library, Address: 1320 HIGHLAND AVE, Manhattan Beach, 90266
- C: Survey BIS: 00101, Acton Rehab (6 of 7), Address: 30500 ARRASTRE CANYON RD, Acton , 93510
- D: Pre-Survey BIS: 10791, DPSS Belvedere Parking Structure (1 of 2), Address: 749 S BELDEN AVE, East Los Angeles, 90022
- E: Survey BIS 06070, Fire Station 70, Address: 3970 CARBON CANYON RD, Malibu, 90265
- 02/25/2016 - C: Survey BIS: 00101, Acton Rehab (7 of 7), Address: 30500 ARRASTRE CANYON RD, Acton , 93510
- D: Pre-Survey BIS: 10791, DPSS Belvedere Parking Structure (2 of 2), Address: 749 S BELDEN AVE, East Los Angeles, 90022
- E: Survey BIS: 06015, Fire Station 15, Address: 11460 SANTA GERTRUDES AVE, Whittier, 90604
- E: Survey BIS: 06049, Fire Station 49, Address: 13820 S LA MIRADA BLVD, La Mirada, 90638
- 02/29/2016 - A: Pre-survey BIS: 05181, Agricultural Commissioner Headquarters, Address: 12300 LOWER AZUSA RD, Arcadia, 91706
- B: Pre-survey BIS: 01060, ISD Hangar #2/Crafts Maintenance, Address: 45000 N 60TH ST W, Lancaster, 93536
- B: Pre-survey BIS: 01077, ISD Millwright Shop, Address: 45000 N 60TH ST W, Lancaster, 93536
- B: Pre-survey BIS: 01078 , ISD Vehicle Repair Shop, Address: 45000 N 60TH ST W, Lancaster, 93536
- C: Pre-survey BIS: 00057, Mental Health Courthouse, Address: 1150 N SAN FERNANDO RD, Los Angeles, 90065

Project Issues and Resolutions

Cancelled Sites - In February, numerous assessment cancellations caused a net reduction in the number of field hours worked. In extreme cases, certain teams operated at less than 40% efficiency. The reason for the site cancellations was the discovery that numerous sites are no longer County-maintained or -owned. Often this change of status was discovered either the day of the assessment or a few days before. In either case, suitable alternates could not be identified. This is an ongoing issue expected to continue.

Kick-off Meetings with Departments - One resolution to the cancellation issue was to begin conducting kick-off meetings with individual County departments. During the end of February and the beginning of March, the project team met with representatives from Public Libraries as well as Parks and Recreation to pre-empt these recurring site cancellations. The coordination of suitable meeting dates and times was another benefit to holding these meetings.

Schedule Acceleration - These departmental meetings have revealed some important trends within the context of the County's desire to accelerate the project. Both departmental meetings thus far, Public Libraries and Parks and Recreation, both have expressed Tuesdays, Wednesdays and Thursdays as their preferred days to receive field teams—60% a five-day work week. The primary reason for the shortened availability is the asynchronous, flexible work weeks of County staff in each departmental sub-region. This workflow characteristic causes an interruption in operation on Mondays and Fridays when attempting to schedule a department as a whole. Of course, this situation is a less-than-ideal revelation in terms of acceleration. However, perhaps more creative scheduling can help mitigate the reduced efficiency on Mondays and Fridays. ISD has declared its support to assist with this matter, and offered to backfill certain workdays with alternate sites.

Project Expectations for March 2016

During February, a significant number of pre-assessments occurred (approximately 1.5 million square feet), which sets the stage for a jump in productivity in March and April. In March, the schedule will return to the typical ratio of pre-assessments and full assessments instead of focusing only on pre-assessments.

During the beginning of March, 3.2 million square feet of parking garages were removed from the upcoming assessment schedule. This removal affects the months of March and April. After these sites were removed, the remaining square footage of parking garage assessments set to take place in March totals just 1.94 million square feet. The second week of March marked the beginning of the field work conducted by the dedicated parking garage team. Their work will continue throughout the month and will include both pre-assessments and full assessments.

In the second half of March, the assessment teams will begin a four-day assessment schedule. This adds another entire day to the weekly assessment schedule. This change comes as a result of a request from the County to accelerate the project schedule (discussed in prior sections of this report). In addition to the extra assessment day, further schedule acceleration efforts are accommodated in expanding AECOM's field teams. AECOM hopes to have an additional pre-assessment team in the field by the beginning of April.

Anticipated Schedule Adjustments for March 2016

During the first week of March, AECOM had meetings with each of the five agencies that make up the Los Angeles County Parks and Recreation Department. Because there are many points of coordination, AECOM anticipates more schedule refinement once the assessments for these sites begin. During the meetings, AECOM learned of many individual scheduling preferences from the agencies represented at the meetings. For example, some agencies prefer assessments to occur only Tuesday through Thursday. In general, the summertime is not an ideal time of the year for Parks and Recreation facilities to be assessed because there is significant summer programming for kids on summer vacation that would interfere with assessment teams visiting these facilities.

Anticipated Project Events during March 2016

03/01/2016 - A: Pre-survey BIS: 08126, City Terrace Park, Address: 1126 N HAZARD AVE, East Los Angeles, CA 90063
 B: Survey BIS: 06476, Westside Mental Health Center, Address: 11080 W OLYMPIC BLVD, West Los Angeles, CA 90064
 C: Survey BIS: 04680, Robinson Gardens, Address: 1008 ELDEN WAY, Beverly Hills, CA 90201
 D: Pre-survey BIS: 10754, Adams/Grand Complex Parking Structure - Lot 46, Address: 318 W ADAMS BLVD, Los Angeles, CA 90007
 E: Survey BIS: 10533, Altadena Senior Center, Address: 560 E MARIPOSA ST, Altadena, CA 91001
 03/02/2016 - A: Pre-survey BIS: 08141, Del Aire Park, Address: 12601 S ISIS AVE, Hawthorne, CA 90250
 A: Pre-survey BIS: 08378, Steinmetz Park, Address: 1545 S STIMSON AVE, Hacienda Heights, CA 91745
 B: Survey BIS: 05300, Probation Centinela Office, Address: 1320-30 W IMPERIAL HWY, Los Angeles, CA 90044
 A: Survey BIS: 09028, Firestone Area Office, Address: 8526 S GRAPE ST, Los Angeles, CA 90001
 C: Survey BIS: 06035, Fire Station 35, Address: 13717 ARTESIA BLVD, Cerritos, CA 90701
 C: Survey BIS: 06094, Fire Station 94, Address: 6421 E TURNERGROVE DR, Lakewood, CA 90713
 D: Pre-survey BIS: 10765, Health Services Headquarters Parking Structure - Lot 29, Address: 346 N FREMONT AVE, Los Angeles, CA 90012
 E: Survey BIS: 10545, Altadena Community Center, Address: 730 E ALTADENA DR, Altadena, CA 91001
 03/03/2016 - D: Pre-survey BIS: 06887, Diamond Bar Library, Address: 1061 S GRAND AVE, Diamond Bar, CA 91765
 D: Pre-survey BIS: 06893, Rowland Heights Library, Address: 1850 NOGALES ST, Rowland Heights, CA 91748
 E: Survey BIS: 10164, San Gabriel Valley Service Center, Address: 1441 SANTA ANITA AVE, South El Monte, CA 91733
 03/07/2016 - A: Pre-survey BIS: 08319, San Angelo Park Recreation Building, Address: 245 S SAN ANGELO AVE, La Puente, CA 91746
 A: Pre-survey BIS: 08084, Bassett Park, Address: 510 N VINELAND AVE, La Puente, CA 91746
 B: Survey BIS: 10330, Arcadia Mental Health Center, Address: 330 E LIVE OAK AVE, Arcadia, CA 91732
 B: Survey BIS: 10150, East San Gabriel Valley Mental Health, Address: 1517 W GARVEY AVE, West Covina, 91790
 C: Survey BIS: 06028, Fire Station 28, Address: 7733 GREENLEAF AVE, Whittier, CA 90602
 C: Survey BIS: 06059, Fire Station 59, Address: 10021 SCOTT AVE, Whittier, CA 90603
 03/08/2016 - A: Pre-survey BIS: 08111, North Services Agency and Castaic Sports Complex, Address: 31320 N CASTAIC RD, Castaic, CA 91384
 B: Survey BIS: 06501, Canoga Park Health Center, Address: 7107 REMMET AVE, Canoga Park, CA 91303
 C: Survey BIS: 06045, Fire Station 45, Address: 4020 E CANDLEWOOD ST, Lakewood, CA 90712
 C: Survey BIS: 06122, Fire Station 122, Address: 2600 GREENMEADOW RD, Lakewood, CA 90712
 D: Pre-survey BIS: 03515, Le Sage Complex - Lot 68 and Le Sage Complex Lot B/Tunnel, Address: 523 SHATTO PLACE, Los Angeles, CA 90020 AND 3185 W 6TH STREET, Los Angeles, CA 90020
 E: Survey BIS: 09014, East LA Service Center, Address: 133 N SUNOL DR, East Los Angeles, CA 90063

Anticipated Project Events during March 2016 (continued)

F: Survey BIS: 04075, East LA Courthouse Parking Structure, BIS: 04075 (1 of 2), Address: 146 S FETTERLY AVE, East Los Angeles, CA 90022

03/09/2016 - A: Pre-survey BIS: 08075, Athens Park, Address: 12603 S BROADWAY, Los Angeles, 90061

B: Survey BIS: 10525, Willowbrook Senior Center, Address: 12915 S JARVIS AVE, Los Angeles, CA 90061

B: Survey BIS 10526, Florence/Firestone Senior Center, Address: 7807 S COMPTON AVE, Los Angeles, CA 90001

C: Survey BIS: 06119, Fire Station 119, Address: 20480 PATHFINDER ROAD, Walnut, CA 91789-4620

D: Pre-survey BIS: 06720, Compton Library, Address: 240 W COMPTON BLVD, Compton, CA 90220

D: Pre-survey BIS: 06716, A C Bilbrew Library, Address: 150 E EL SEGUNDO BLVD, Los Angeles, CA 90061

E: Survey BIS: 10529, San Pedro Service Center, Address: 769 W 3RD ST, San Pedro, CA 90731

F: Survey BIS: 04075, East LA Courthouse Parking Structure (2 of 2), Address: 146 S FETTERLY AVE, East Los Angeles, CA 90022

03/10/2016 - D: Pre-survey BIS 04003, Lynwood Regional justice Center Parking Structure, Address: 11704 S MONA BLVD, Lynwood, CA 90262

E: Survey BIS: 08214, Santa Clarita Senior Center, Address: 22900 MARKET ST, Santa Clarita, CA 91321

F: Survey BIS: 00630, Barry J Nidorf Juvenile Hall Parking Structure, Address: 16350 FILBERT ST, Sylmar, CA 91342

03/14/2016 - A: Pre-survey BIS: 08252, Rowland Heights Park, Address: 1500 S BANIDA AVE, Rowland Heights, CA 91748

A: Pre-survey BIS: 08430, Carolyn Rosas Activity Building, Address: 18500 FARJARDO ST, Rowland Heights, CA 91748

B: Survey BIS: 06510, Environmental Health HQ (1 of 2), Address: 5050 COMMERCE DRIVE, Baldwin Park, CA 91706

C: Survey BIS 09019 Rio Hondo Probation Office, Address: 8240 S BROADWAY, Whittier, CA 90606

F: Survey BIS: 10791, DPSS Belvedere Parking Structure (1 of 2), Address: 749 S BELDEN AVE, East Los Angeles, CA 90022

03/15/2016 - A: Pre-survey BIS: 06739, Culver City Julian Dixon Library, Address: 4975 OVERLAND AVE Culver City, CA 90230

A: Pre-survey BIS: 06845, West Hollywood Library, Address: 715 N SAN VICENTE BLVD, West Hollywood, CA 90069

B: Survey BIS: 06510, Environmental Health HQ (2 of 2), Address: 5050 COMMERCE DRIVE, Baldwin Park, CA 91706

C: Survey BIS: 03605, Central Transcribing Office, Address: 200 W WOODWARD AVE, Alhambra, CA 91801

C: Survey BIS: 04069, Probation East Los Angeles Area Office, Address: 4849 E CIVIC CENTER WAY, East Los Angeles, CA 90022

D: Pre-survey BIS: 07615, Alameda Street Garage, Address: 1055 N ALAMEDA ST, Los Angeles, CA 90021

E: Survey BIS: 00340, Camp Glenn Rockey (1 of 3), Address: 1900 N SYCAMORE CANYON RD, San Dimas, CA 91773

F: Survey BIS: 10791, DPSS Belvedere Parking Structure (2 of 2), Address: 749 S BELDEN AVE, East Los Angeles, CA 90022

03/16/2016 - A: Pre-survey BIS: 06744, Duarte Library, Address: 1301 BUENA VISTA AVE, Duarte, CA 91010

A: Pre-survey BIS: 06890, Norwood Library, Address: 4550 N PECK ROAD, El Monte, CA 91732

B: Survey BIS: 05303, Pasadena AP District Office, Address: 955 N LAKE AVE, Pasadena, CA 91104

C: Survey BIS: 05913, Fire Station 60, Address: 2300 E 27TH STREET, Signal Hill, CA 90806

C: Survey BIS: 06061, Fire Station 61, Address: 20011 PUENTE RD, Walnut, CA 91789

D: Pre-survey BIS: 10848, Central Jail - New Staff Parking, Address: 498 BAUCHET ST, Los Angeles, CA 90012

E: Survey BIS: 00340, Camp Glenn Rockey (2 of 3), Address: 1900 N SYCAMORE CANYON RD, San Dimas, CA 91773

F: Survey BIS: 00487, Eastlake Juvenile Court Parking Structure, Address: 1605 EASTLAKE AVE, Los Angeles, CA 90033

03/17/2016 - D: Pre-survey BIS: 05077, Van Nuys Civic Child Development Center, Address: 14350 SYLVAN ST, Van Nuys, CA 91401

D: Pre-survey BIS: 07171, District 2 Facilities Operations Service Bldg, Address: 13811 DEL SUR ST, San Fernando, CA 91340

E: Survey BIS: 00340, Camp Glenn Rockey (3 of 3), Address: 1900 N SYCAMORE CANYON RD, San Dimas, CA 91773

F: Survey BIS: 00485, Eastlake Juvenile Court Lot 55 Parking Structure, Address: 1605 EASTLAKE AVE, Los Angeles, CA 90033

03/21/2016 - A: Pre-survey BIS: 08550, La Mirada Golf Course, Address: 15501 E ALICANTE RD, La Mirada, CA 90638

B: Survey BIS: 08319, San Angelo Park Recreation Building, Address: 245 S SAN ANGELO AVE, La Puente, CA 91746

B: Survey BIS: 08084, Bassett Park, Address: 510 N VINELAND AVE, La Puente, CA 91746

Anticipated Project Events during March 2016 (continued)

C: Survey BIS: 08126, City Terrace Park, Address: 1126 N HAZARD AVE, East Los Angeles, CA 90063
 03/22/2016 - A: Pre-survey BIS: 06760, Florence Library, Address: 1610 E FLORENCE AVE, Los Angeles, CA 90001
 A: Pre-survey BIS: 06766, Graham Library, Address: 1900 E FIRESTONE BLVD, Los Angeles, CA 90001
 B: Survey BIS: 06730, Carson Library, Address: 151 E CARSON ST, Carson, CA 90745
 C: Survey BIS: 08111, North Services Agency and Castaic Sports Complex (1 of 2), Address: 31320 N CASTAIC RD, Castaic, CA 91384
 D: Pre-survey BIS: 00091, County Records Center and Parking Garage (Lot 10) (1 of 2), Address: 222 N HILL ST, Los Angeles, CA 90012 AND 145 N BROADWAY, Los Angeles, CA 90012
 E: Survey BIS: 08141, Del Aire Park, Address: 12601 S ISIS AVE, Hawthorne, CA 90250
 F: Survey BIS: 10754, Adams/Grand Complex Parking Structure - Lot 46 (1 of 2), Address: 318 W ADAMS BLVD, Los Angeles, CA 90007
 03/23/2016 - A: Pre-survey BIS: 06770, Hawthorne Library, Address: 12700 S GREVILLEA AVE, Hawthorne, CA 90250
 A: Pre-survey BIS: 04243, Lawndale Library, Address: 14615 BURIN AVE, Lawndale, CA 90260
 B: Survey BIS: 04087, Lancaster Court, Address: 1010 W AVENUE J, Lancaster, CA 93534
 C: Survey BIS: 08111, North Services Agency and Castaic Sports Complex (2 of 2), Address: 31320 N CASTAIC RD, Castaic, CA 91384
 D: Pre-survey BIS: 00091, County Records Center and Parking Garage (Lot 10) (2 of 2), Address: 222 N HILL ST, Los Angeles, CA 90012 AND 145 N BROADWAY, Los Angeles, CA 90012
 E: Survey BIS: 08378, Steinmetz Park, Address: 1545 S STIMSON AVE, Hacienda Heights, CA 91745
 F: Survey BIS: 10754, Adams/Grand Complex Parking Structure - Lot 46 (2 of 2), Address: 318 W ADAMS BLVD, Los Angeles, CA 90007
 03/24/2016 - D: Pre-survey BIS: 00090, Parking Garage Lot 18 - County Mall Phase I, Address: 140 N GRAND AVE, Los Angeles, CA 90012
 E: Survey BIS: 08075, Athens Park, Address: 12603 S BROADWAY, Los Angeles, CA 90061
 03/28/2016 - A: Pre-survey BIS: 08287, East Rancho Dominguez Park Community Center, Address: 15116 S ATLANTIC AVE, East Compton, CA 90221
 A: Pre-survey BIS: 08562, Los Amigos Golf Course, Address: 7295 E QUILL DR, Downey, CA 90242
 B: Survey BIS: 10830, Humphrey Comprehensive Health Center (1 of 3), Address: 5850 S MAIN ST, Los Angeles, CA 90003
 C: Survey BIS: 05218, Cudahy AP District Office, Address: 8130 S ATLANTIC AVE, Cudahy, CA 90201
 03/29/2016 - A: Pre-survey BIS: 06844, Dr Martin Luther King Jr Library, Address: 17906 S AVALON BLVD, Carson, CA 90746
 A: Pre-survey BIS: 06843, Lloyd Taber Marina Del Rey Library, Address: 4533 ADMIRALTY WAY, Marina Del Rey, CA 90292
 B: Survey BIS: 10830, Humphrey Comprehensive Health Center (2 of 3), Address: 5850 S MAIN ST, Los Angeles, CA 90003
 C: Survey BIS: 05285, Metro East AP District Office (1 of 2), Address: 2855 E OLYMPIC BLVD, Los Angeles, CA 90023
 D: Pre-survey BIS: 04495, Performing Arts Center Parking Garage - Lot 14, Address: 135 N GRAND AVE, Los Angeles, 90012
 E: Survey BIS: 06834, Walnut Library, Address: 21155 LA PUENTE ROAD, Walnut, CA 91789
 E: Survey BIS: 06840, San Dimas Library, Address: 145 N WALNUT AVE, San Dimas, CA 91773
 F: Survey BIS: 10765, Health Services Headquarters Parking Structure - Lot 29, Address: 346 N FREMONT AVE, Los Angeles, CA 90012
 03/30/2016 - A: Pre-survey BIS: 06701, Public Library Headquarters, Address: 7400 E IMPERIAL HWY, Downey, CA 90242
 B: Survey BIS: 10830, Humphrey Comprehensive Health Center (3 of 3), Address: 5850 S MAIN ST, Los Angeles, CA 90003
 C: Survey BIS: 05285, Metro East AP District Office (2 of 2), Address: 2855 E OLYMPIC BLVD, Los Angeles, CA 90023
 D: Pre-survey BIS: 10724, Walt Disney Concert Hall Parking Garage - Lot 16 (1 of 2), Address: 111 S GRAND AVE, Los Angeles, CA 90012
 E: Survey BIS: 06889, View Park Library, Address: 3854 W 54TH STREET, Los Angeles, CA 90043
 E: Survey BIS: 04266, Lennox Library, Address: 4359 LENNOX BLVD, Lennox, CA 90304

Anticipated Project Events during March 2016 (continued)

F: Survey BIS: 03515, Le Sage Complex - Lot 68 and Le Sage Complex Lot B/Tunnel (1 of 2), Address: 523 SHATTO PLACE, Los Angeles, CA 90020 AND 3185 W 6TH STREET, Los Angeles, CA 90020

03/31/2016 - D: Pre-survey BIS: 10724, Walt Disney Concert Hall Parking Garage - Lot 16 (2 of 2), Address: 111 S GRAND AVE, Los Angeles, CA 90012

E: Survey BIS: 06777, La Canada Flintridge Library, Address: 111 S GRAND AVE, Los Angeles, CA 90012

E: Survey BIS 06781, La Crescenta Library, Address: 2809 FOOTHILL BLVD, La Crescenta, CA 91214

F: Survey BIS: 03515, Le Sage Complex - Lot 68 and Le Sage Complex Lot B/Tunnel (2 of 2), Address: 523 SHATTO PLACE, Los Angeles, CA 90020 AND 3185 W 6TH STREET, Los Angeles, CA 90020



County of Los Angeles

Deferred Maintenance Program Services Monthly Progress Report - March 2016

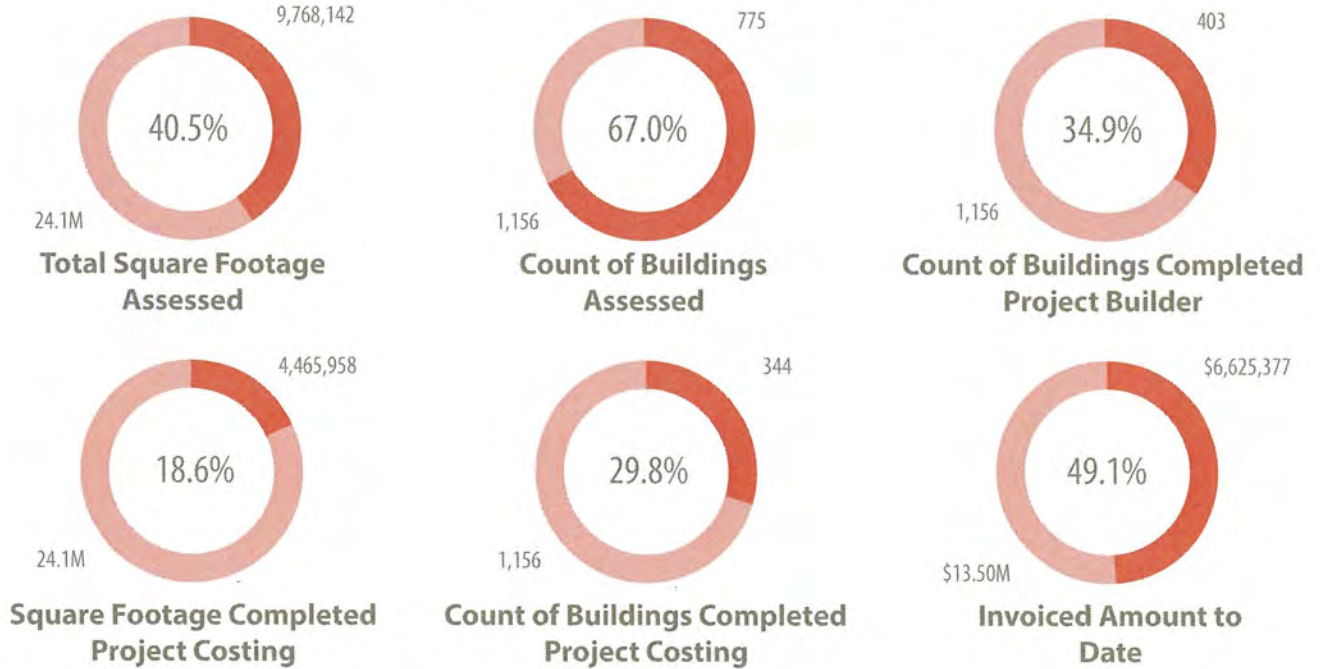


Report Contents

1. Overall Project Snapshot
2. Executive Summary - March 2016
3. Monthly Details - March 2016
4. Issues and Resolutions
5. Next Month's Schedule Outlook

Overall Project Snapshot

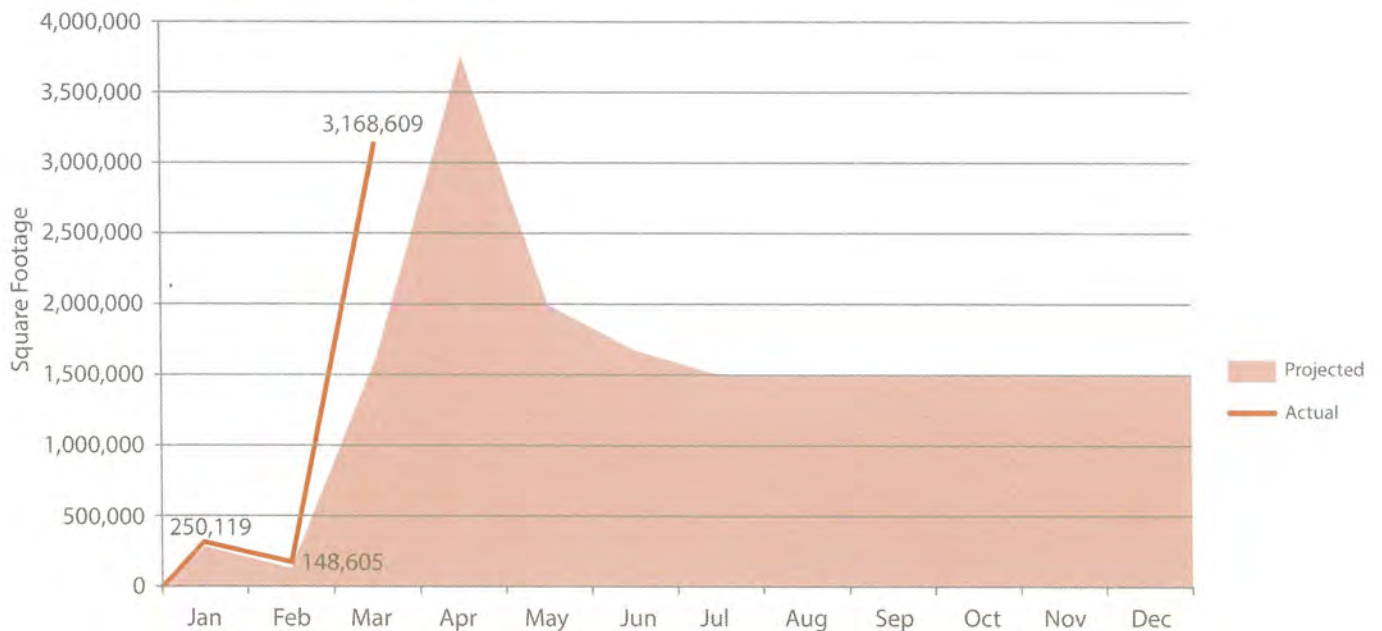
Contract Start Date:	17 October 2014	Contract Value:	\$13,500,115
Estimated Completion Date:	16 October 2017	Contract Square Footage:	24,074,131 SF
Contract End Date:	16 October 2017	Contract Number of Bldgs:	1,156



Current Status of All Project Phases (Number of Buildings)

1) Staging:	320	4) Preliminary Analysis:	194	7) Project Approval:	344
2) Pre-Assessment:	90	5) Project Building:	188	8) Capital Planning:	0
3) Assessment:	127	6) Project Costing:	59		

Assessment Progress Tracking - Completed New Assessments



Executive Summary - March 2016

In March, the field teams completed assessments for over three million square feet across 117 buildings. The month of March is the highest total square footage assessed so far in the history of this project. During March, teams began visiting parking structures, which all carry a very large square footage. March also marked the beginning of assessments at Parks and Recreation sites.

AECOM is bringing on two additional assessment teams in order to accommodate the accelerated schedule. A new pre-assessment team (Team 7) will start by the end of April. The final full assessment team will be in place by the end of May. AECOM anticipates that the assessments for the originally scoped 24.1 million square feet will be complete by the end of October 2016, and have built several months of surveying contingency into the schedule to cover anticipated new building discovery. It is anticipated that the majority of the collected building data will be ready for County approval by March 2017, seven months earlier than the original deadline of October 2017.

Compared Monthly Statistics - March 2016

Square Feet Assessed

Last Month:	148,605
This Month:	3,168,609
Next Month (Projected):	3,700,000

Count of Buildings Assessed

Last Month:	102
This Month:	117
Next Month (Projected):	82

Dollars Invoiced

Last Month:	\$671,000
This Month:	\$1,538,627

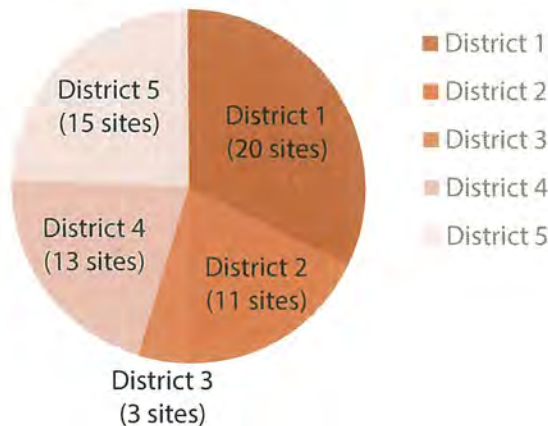
No. Departments Assessed

Last Month:	3
This Month:	9
Next Month (Projected):	8

Summary of Deferred Maintenance Costs to Date

The County has requested an ongoing total estimate for the cost of corrective actions as part of this monthly project report. Currently, only buildings within the Project Approval phase have associated costs, which total \$67.9 million. This figure is for approximately 356 buildings totaling 4.5 million gross square feet. Please note that these projects have not yet been formally approved by County project staff, and are for informational (non-budgetary) purposes only. Furthermore, cost estimates to replace building systems near the end of their service life are not included in the above figure. The service life expiration date and replacement costs that are recorded for each barcoded building system will be included as part of the total deferred maintenance cost in subsequent updates.

Quantity of Sites Assessed per District - Mar. 2016



Monthly Key Statistics - Mar. 2016

Total GSF:	3,168,609
Total Building Count:	117
Quantity of Departments:	5
Quantity of Deficiencies:	3,474
Quantity of Barcodes:	2,350
Dollars Invoiced:	\$1,605,804
Percent Completed:	11.9%

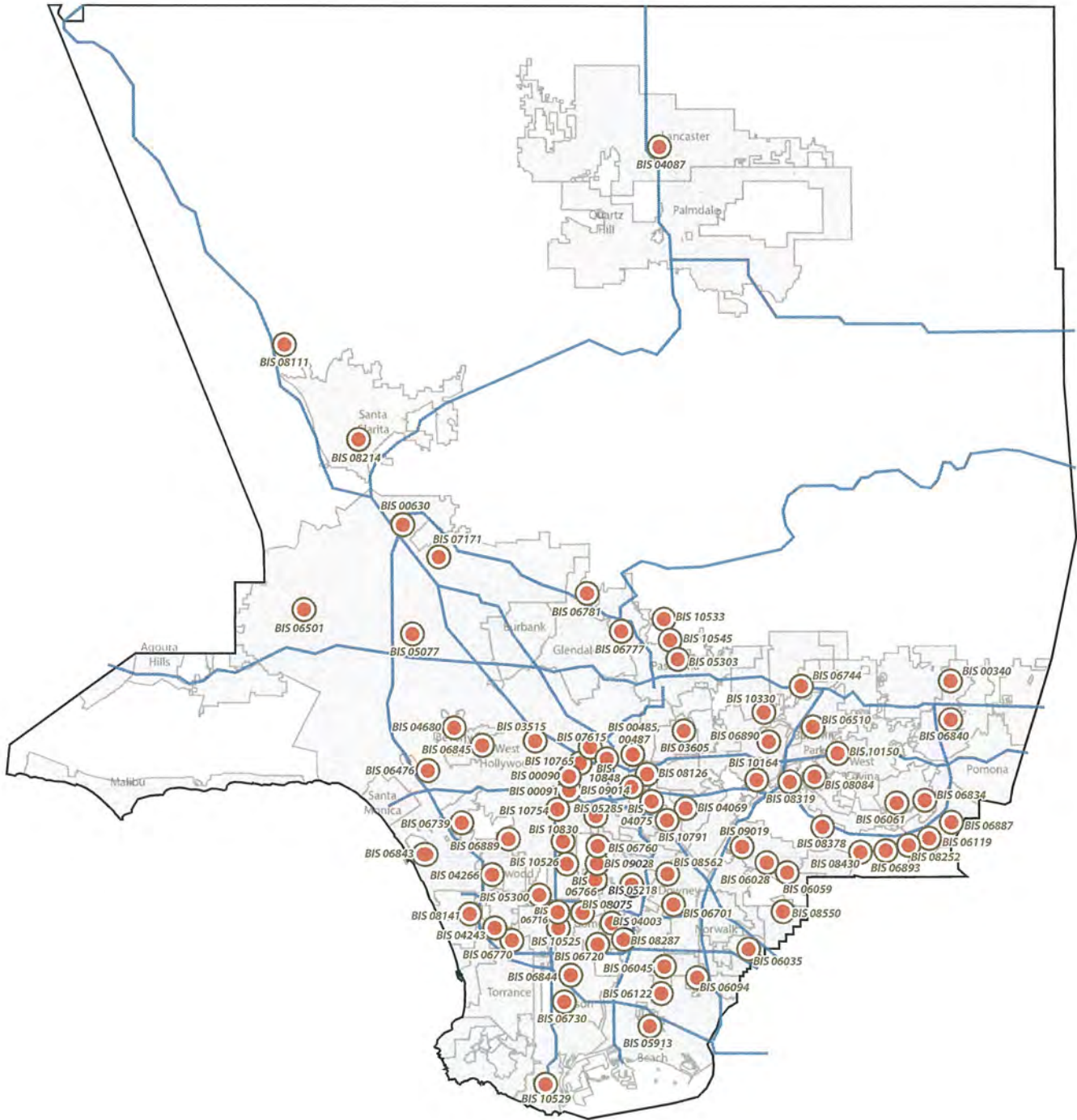
List of Assessed Sites - March 2016

#	Date	Department	BIS	Site Name	LACO	GSF	Deficiency Quantity	Barcode Quantity
1	03/01/16	Mental Health	06476	Westside Mental Health Center	X214	30,000	46	41
2	03/01/16	Parks and Recreation	04680	Robinson Gardens	X294, Y716, Y717	24,033	12	13
3	03/01/16	Community and Senior Services	10533	Altadena Senior Center	Y014, Y361	19,436	63	31
4	03/02/16	Probation	05300	Centinela Office / PW Building and Safety	X419	30,000	26	67
5	03/02/16	Fire Department	06035	Fire Station 35	6505	3,946	10	15
6	03/02/16	Fire Department	06094	Fire Station 94	4881, 4881-1	3,062	10	17
7	03/02/16	Probation	09028	Firestone Area Office	6819	15,431	20	29
8	03/02/16	Community & Senior Services	10545	Altadena Community Center	X703	7,200	58	32
9	03/03/16	Community and Senior Services	10164	San Gabriel Valley Service Center	D930	17,650	67	46
10	03/07/16	Mental Health	10150	East San Gabriel Mental Health Center	Y385	7,478	43	8
11	03/07/16	Fire Department	06028	Fire Station 28	3488, 3488-1, 3488-2	11,573	28	38
12	03/07/16	Fire Department	06059	Fire Station 59	X525, X525-1	2,229	9	19
13	03/07/16	Mental Health	10330	Arcadia Mental Health Services	A050	11,658	9	15
14	03/08/16	Internal Services Department	04075	East LA Courthouse Parking Structure	Y480	119,350	47	16
15	03/08/16	Fire Department	06045	Fire Station 45	4428, 4428-1, 4428-2	5,550	12	17
16	03/08/16	Fire Department	06122	Fire Station 122	6522	4,336	8	13
17	03/08/16	Health Services	06501	Canoga Health Park Center	5872, 5872-1	6,481	49	19
18	03/08/16	Community & Senior Services	09014	East Los Angeles Service Center	6131	28,514	146	47
19	03/09/16	Fire Department	06119	Fire Station 119	Z902	3,865	17	17
20	03/09/16	Community & Senior Services	10529	San Pedro Service Center	Y157	23,278	84	44
21	03/09/16	Fire Department	06061	Fire Station 61	1877, 1877-1, 1877-2	4,870	13	23
22	03/09/16	Community & Senior Services	10525	Willowbrook Senior Center	6465	12,858	11	17
23	03/09/16	Community & Senior Services	10526	Florence/Firestone Senior Center	6400	15,929	28	35
24	03/10/16	Probation	00630	Barry J Nidorf Juvenile Hall Parking Structure	X431	88,200	36	10
25	03/10/16	Parks and Recreation	08214	Santa Clarita Senior Center	X298	9,240	87	35
26	03/14/16	Public Health	06510	Environmental Health Headquarters	A527	77,700	133	165

#	Date	Department	BIS	Site Name	LACO	GSF	Deficiency Quantity	Barcode Quantity
27	03/14/16	Probation	09019	Rio Hondo Probation	6335	19,997	23	32
28	03/14/16	Public Social Services	10791	Belvedere Parking Structure	L708	128,100	74	9
29	03/15/16	Probation	00340	Camp Glenn Rockery	4408, 4409, 4506, 4507, 4508, X339, 3707, C378, 0441, 4407-4, 4507-2, T502, 4408-4, 4975, 4410	114,374	229	196
30	03/15/16	Probation	03605	Central Transcribing Office	X327	11,273	20	20
31	03/15/16	Probation	04069	Probation East Los Angeles Area Office	4364	15,584	11	27
32	03/16/16	Probation	00487	Eastlake Juvenile Court Parking Structure	L625	47,420	97	5
33	03/16/16	Public Social Services	05303	Pasadena AP District Office	D465	36,224	86	66
34	03/16/16	Fire Department	05913	Fire Station 60 (old Fire Station 154)	6749	4,330	15	18
35	03/17/16	Internal Services Department	00485	Eastlake Juvenile Court Parking Structure	5563	89,054	66	7
36	03/21/16	Parks and Recreation	08084	Bassett Park	4079, 6162, 6163	16,113	79	24
37	03/21/16	Parks and Recreation	08126	City Terrace Park	4440, 4443, 4444, 4940, 4443-1, 4940-1, 4940-2	41,236	14	62
38	03/21/16	Parks and Recreation	08319	San Angelo Park Recreation Building	6348, 6348-1	6,699	21	35
39	03/21/16	Community & Senior Services	10522	Centro Maravilla Service Center	6390, Y135, Y136	14,586	93	38
40	03/21/16	Internal Services Department	10754	Adam/Grand Complex Parking Structure Lot 46	5354	418,600	185	15
41	03/22/16	Public Library	06730	Carson Library	5861	33,112	66	42
42	03/22/16	Parks and Recreation	08111	North Services Agency and Castaic Sports Complex	X219, X219-1, X219-2, X219-3, X219-4, Y121, Y121-1	57,264	23	152
43	03/22/16	Parks and Recreation	08141	Del Aire Park	4570, 6321	14,236	67	42
44	03/23/16	Probation	04087	Lancaster Court	4308	19,896	139	42
45	03/23/16	Parks and Recreation	08378	Steinmetz Park	5809, 6056, Y366	8,198	102	44
46	03/23/16	Internal Services Department	03515	Le Sage Complex Parking Structure Lot 68	X522	299,775	207	24
47	03/24/16	Public Library	06852	South Whittier Library	E485	3,294	11	20
48	03/24/16	Public Library	06742	Claremont Library	6312	22,921	49	48
49	03/24/16	Public Library	06790	La Verne Library	Y478	10,347	35	14

#	Date	Department	BIS	Site Name	LACO	GSF	Deficiency Quantity	Barcode Quantity
50	03/24/16	Parks and Recreation	08075	Athens Park	1694, 3559, 4277, 4523, 6449	19,971	79	61
51	03/28/16	Internal Services Department	04003	Lynwood Regional Justice Center Parking Structure	L480	156,312	75	22
52	03/28/16	Agricultural Commission	05181	Agricultural Commissioner Headquarters	0229	35,878	115	52
53	03/28/16	Public Social Services	05218	Cudahy AP District Office	Y460	30,873	18	39
54	03/28/16	Health Services	10830	Humphrey Comprehensive Health Center	6306, 6306-1	143,594	109	220
55	03/29/16	Public Social Services	05285	DPSS Metro East AP District Office	6578	63,066	13	76
56	03/29/16	Public Library	06834	Walnut Library	Y479	12,731	29	21
57	03/29/16	Public Library	06840	San Dimas Library	5673	13,628	34	25
58	03/29/16	Internal Services Department	10765	Health Services Headquarters Parking Structure Lot 29	Y340	260,548	56	18
59	03/30/16	Public Library	04266	Lennox Library	0316	4,657	27	38
60	03/30/16	Internal Services Department	10848	Central Jail - New Staff Parking Structure	L751, L751-1	309,541	115	34
61	03/30/16	Public Library	06889	View Park Library	6722	6,983	37	11
62	03/31/16	Public Library	06720	Compton Library	5982	43,842	6	28
63	03/31/16	Public Library	06772	Hermosa Beach Library	5335	6,496	33	23
64	03/31/16	Public Library	06800	Manhattan Beach Library	6331	12,188	20	46
65	03/31/16	Public Library	06777	La Canada Flintridge Library	5850	16,791	65	29
66	03/31/16	Public Library	06781	La Crescenta Library	X649	15,010	24	34
Totals					117 buildings	3,168,609	3,639	2,588

Map of Sites Visited (Assessment and Pre-assessment) - March 2016



Schedule Adjustments - March 2016

Schedule adjustments made during February affected the following sites:

Project Cancellations:

- El Pueblo Redevelopment Property -Vickrey Building (BIS 00012)
- El Pueblo Redevelopment Property-Plaza House (BIS 10570)
- West Hollywood Library (BIS 06845)
- County Courthouse Parking Structure Lot 17 (BIS 10756)

Rescheduled Sites:

- City Terrace Library (BIS 08126)
- Civic Center Cogeneration Plant (BIS 05701)
- La Mirada Library (BIS 06782)
- AC Bilbrew Library (BIS 06719)
- Rowland Heights Library (BIS 06893)
- Hacienda Heights Library (BIS 06719)
- ISD Pacoima Shops/Office (BIS 10200)
- ISD Pacoima Warehouse (BIS 10217)
- Parking Garage Lot 18 County Mall Phase I (BIS 00090)

List of Key Project Events during March 2016

03/01/2016 - A: Pre-survey BIS: 08126, City Terrace Park, Address: 1126 N HAZARD AVE, East Los Angeles, CA 90063

B: Survey BIS: 06476, Westside Mental Health Center, Address: 11080 W OLYMPIC BLVD, West Los Angeles, CA 90064

C: Survey BIS: 04680, Robinson Gardens, Address: 1008 ELDEN WAY, Beverly Hills, CA 90201

D: Pre-survey BIS: 10754, Adams/Grand Complex Parking Structure - Lot 46, Address: 318 W ADAMS BLVD, Los Angeles, CA 90007

E: Survey BIS: 10533, Altadena Senior Center, Address: 560 E MARIPOSA ST, Altadena, CA 91001

03/02/2016 - A: Pre-survey BIS: 08141, Del Aire Park, Address: 12601 S ISIS AVE, Hawthorne, CA 90250

A: Pre-survey BIS: 08378, Steinmetz Park, Address: 1545 S STIMSON AVE, Hacienda Heights, CA 91745

B: Survey BIS: 05300, Probation Centinela Office, Address: 1320-30 W IMPERIAL HWY, Los Angeles, CA 90044

A: Survey BIS: 09028, Firestone Area Office, Address: 8526 S GRAPE ST, Los Angeles, CA 90001

C: Survey BIS: 06035, Fire Station 35, Address: 13717 ARTESIA BLVD, Cerritos, CA 90701

C: Survey BIS: 06094, Fire Station 94, Address: 6421 E TURNERGROVE DR, Lakewood, CA 90713

D: Pre-survey BIS: 10765, Health Services Headquarters Parking Structure - Lot 29, Address: 346 N FREMONT AVE, Los Angeles, CA 90012

E: Survey BIS: 10545, Altadena Community Center, Address: 730 E ALTADENA DR, Altadena, CA 91001

03/03/2016 - D: Pre-survey BIS: 06887, Diamond Bar Library, Address: 1061 S GRAND AVE, Diamond Bar, CA 91765

D: Pre-survey BIS: 06893, Rowland Heights Library, Address: 1850 NOGALES ST, Rowland Heights, CA 91748

E: Survey BIS: 10164, San Gabriel Valley Service Center, Address: 1441 SANTA ANITA AVE, South El Monte, CA 91733

03/07/2016 - A: Pre-survey BIS: 08319, San Angelo Park Recreation Building, Address: 245 S SAN ANGELO AVE, La Puente, CA 91746

A: Pre-survey BIS: 08084, Bassett Park, Address: 510 N VINELAND AVE, La Puente, CA 91746

B: Survey BIS: 10330, Arcadia Mental Health Center, Address: 330 E LIVE OAK AVE, Arcadia, CA 91732

B: Survey BIS: 10150, East San Gabriel Valley Mental Health, Address: 1517 W GARVEY AVE, West Covina, 91790

C: Survey BIS: 06028, Fire Station 28, Address: 7733 GREENLEAF AVE, Whittier, CA 90602

C: Survey BIS: 06059, Fire Station 59, Address: 10021 SCOTT AVE, Whittier, CA 90603

List of Key Project Events during March 2016 (continued)

03/08/2016 - A: Pre-survey BIS: 08111, North Services Agency and Castaic Sports Complex, Address: 31320 N CASTAIC RD, Castaic, CA 91384

B: Survey BIS: 06501, Canoga Park Health Center, Address: 7107 REMMET AVE, Canoga Park, CA 91303

C: Survey BIS: 06045, Fire Station 45, Address: 4020 E CANDLEWOOD ST, Lakewood, CA 90712

C: Survey BIS: 06122, Fire Station 122, Address: 2600 GREENMEADOW RD, Lakewood, CA 90712

D: Pre-survey BIS: 03515, Le Sage Complex - Lot 68 and Le Sage Complex Lot B/Tunnel, Address: 523 SHATTO PLACE, Los Angeles, CA 90020 AND 3185 W 6TH STREET, Los Angeles, CA 90020

E: Survey BIS: 09014, East LA Service Center, Address: 133 N SUNOL DR, East Los Angeles, CA 90063

F: Survey BIS: 04075, East LA Courthouse Parking Structure, BIS: 04075 (1 of 2), Address: 146 S FETTERLY AVE, East Los Angeles, CA 90022

03/09/2016 - A: Pre-survey BIS: 08075, Athens Park, Address: 12603 S BROADWAY, Los Angeles, 90061

B: Survey BIS: 10525, Willowbrook Senior Center, Address: 12915 S JARVIS AVE, Los Angeles, CA 90061

B: Survey BIS 10526, Florence/Firestone Senior Center, Address: 7807 S COMPTON AVE, Los Angeles, CA 90001

C: Survey BIS: 06119, Fire Station 119, Address: 20480 PATHFINDER ROAD, Walnut, CA 91789-4620

D: Pre-survey BIS: 06720, Compton Library, Address: 240 W COMPTON BLVD, Compton, CA 90220

D: Pre-survey BIS: 06716, A C Bilbrew Library, Address: 150 E EL SEGUNDO BLVD, Los Angeles, CA 90061

E: Survey BIS: 10529, San Pedro Service Center, Address: 769 W 3RD ST, San Pedro, CA 90731

F: Survey BIS: 04075, East LA Courthouse Parking Structure (2 of 2), Address: 146 S FETTERLY AVE, East Los Angeles, CA 90022

03/10/2016 - D: Pre-survey BIS 04003, Lynwood Regional justice Center Parking Structure, Address: 11704 S MONA BLVD, Lynwood, CA 90262

E: Survey BIS: 08214, Santa Clarita Senior Center, Address: 22900 MARKET ST, Santa Clarita, CA 91321

F: Survey BIS: 00630, Barry J Nidorf Juvenile Hall Parking Structure, Address: 16350 FILBERT ST, Sylmar, CA 91342

03/14/2016 - A: Pre-survey BIS: 08252, Rowland Heights Park, Address: 1500 S BANIDA AVE, Rowland Heights, CA 91748

A: Pre-survey BIS: 08430, Carolyn Rosas Activity Building, Address: 18500 FARJARDO ST, Rowland Heights, CA 91748

B: Survey BIS: 06510, Environmental Health HQ (1 of 2), Address: 5050 COMMERCE DRIVE, Baldwin Park, CA 91706

C: Survey BIS 09019 Rio Hondo Probation Office, Address: 8240 S BROADWAY, Whittier, CA 90606

F: Survey BIS: 10791, DPSS Belvedere Parking Structure (1 of 2), Address: 749 S BELDEN AVE, East Los Angeles, CA 90022

03/15/2016 - A: Pre-survey BIS: 06739, Culver City Julian Dixon Library, Address: 4975 OVERLAND AVE Culver City, CA 90230

A: Pre-survey BIS: 06845, West Hollywood Library, Address: 715 N SAN VICENTE BLVD, West Hollywood, CA 90069

B: Survey BIS: 06510, Environmental Health HQ (2 of 2), Address: 5050 COMMERCE DRIVE, Baldwin Park, CA 91706

C: Survey BIS: 03605, Central Transcribing Office, Address: 200 W WOODWARD AVE, Alhambra, CA 91801

C: Survey BIS: 04069, Probation East Los Angeles Area Office, Address: 4849 E CIVIC CENTER WAY, East Los Angeles, CA 90022

D: Pre-survey BIS: 07615, Alameda Street Garage, Address: 1055 N ALAMEDA ST, Los Angeles, CA 90021

E: Survey BIS: 00340, Camp Glenn Rockey (1 of 3), Address: 1900 N SYCAMORE CANYON RD, San Dimas, CA 91773

F: Survey BIS: 10791, DPSS Belvedere Parking Structure (2 of 2), Address: 749 S BELDEN AVE, East Los Angeles, CA 90022

03/16/2016 - A: Pre-survey BIS: 06744, Duarte Library, Address: 1301 BUENA VISTA AVE, Duarte, CA 91010

A: Pre-survey BIS: 06890, Norwood Library, Address: 4550 N PECK ROAD, El Monte, CA 91732

B: Survey BIS: 05303, Pasadena AP District Office, Address: 955 N LAKE AVE, Pasadena, CA 91104

C: Survey BIS: 05913, Fire Station 60, Address: 2300 E 27TH STREET, Signal Hill, CA 90806

C: Survey BIS: 06061, Fire Station 61, Address: 20011 PUENTE RD, Walnut, CA 91789

D: Pre-survey BIS: 10848, Central Jail - New Staff Parking, Address: 498 BAUCHET ST, Los Angeles, CA 90012

E: Survey BIS: 00340, Camp Glenn Rockey (2 of 3), Address: 1900 N SYCAMORE CANYON RD, San Dimas, CA 91773

F: Survey BIS: 00487, Eastlake Juvenile Court Parking Structure, Address: 1605 EASTLAKE AVE, Los Angeles, CA 90033

List of Key Project Events during March 2016 (continued)

03/17/2016 - D: Pre-survey BIS: 05077, Van Nuys Civic Child Development Center, Address: 14350 SYLVAN ST, Van Nuys, CA 91401
D: Pre-survey BIS: 07171, District 2 Facilities Operations Service Bldg, Address: 13811 DEL SUR ST, San Fernando, CA 91340
E: Survey BIS: 00340, Camp Glenn Rockey (3 of 3), Address: 1900 N SYCAMORE CANYON RD, San Dimas, CA 91773
F: Survey BIS: 00485, Eastlake Juvenile Court Lot 55 Parking Structure, Address: 1605 EASTLAKE AVE, Los Angeles, CA 90033

03/21/2016 - A: Pre-survey BIS: 08550, La Mirada Golf Course, Address: 15501 E ALICANTE RD, La Mirada, CA 90638
B: Survey BIS: 08319, San Angelo Park Recreation Building, Address: 245 S SAN ANGELO AVE, La Puente, CA 91746
B: Survey BIS: 08084, Bassett Park, Address: 510 N VINELAND AVE, La Puente, CA 91746
C: Survey BIS: 08126, City Terrace Park, Address: 1126 N HAZARD AVE, East Los Angeles, CA 90063

03/22/2016 - A: Pre-survey BIS: 06760, Florence Library, Address: 1610 E FLORENCE AVE, Los Angeles, CA 90001
A: Pre-survey BIS: 06766, Graham Library, Address: 1900 E FIRESTONE BLVD, Los Angeles, CA 90001
B: Survey BIS: 06730, Carson Library, Address: 151 E CARSON ST, Carson, CA 90745
C: Survey BIS: 08111, North Services Agency and Castaic Sports Complex (1 of 2), Address: 31320 N CASTAIC RD, Castaic, CA 91384
D: Pre-survey BIS: 00091, County Records Center and Parking Garage (Lot 10) (1 of 2), Address: 222 N HILL ST , Los Angeles, CA 90012 AND 145 N BROADWAY, Los Angeles, CA 90012
E: Survey BIS: 08141, Del Aire Park, Address: 12601 S ISIS AVE, Hawthorne, CA 90250
F: Survey BIS: 10754, Adams/Grand Complex Parking Structure - Lot 46 (1 of 2), Address: 318 W ADAMS BLVD, Los Angeles, CA 90007

03/23/2016 - A: Pre-survey BIS: 06770, Hawthorne Library, Address: 12700 S GREVILLEA AVE, Hawthorne, CA 90250
A: Pre-survey BIS: 04243, Lawndale Library, Address: 14615 BURIN AVE, Lawndale, CA 90260
B: Survey BIS: 04087, Lancaster Court, Address: 1010 W AVENUE J, Lancaster, CA 93534
C: Survey BIS: 08111, North Services Agency and Castaic Sports Complex (2 of 2), Address: 31320 N CASTAIC RD, Castaic, CA 91384
D: Pre-survey BIS: 00091, County Records Center and Parking Garage (Lot 10) (2 of 2), Address: 222 N HILL ST , Los Angeles, CA 90012 AND 145 N BROADWAY, Los Angeles, CA 90012
E: Survey BIS: 08378, Steinmetz Park, Address: 1545 S STIMSON AVE, Hacienda Heights, CA 91745
F: Survey BIS: 10754, Adams/Grand Complex Parking Structure - Lot 46 (2 of 2), Address: 318 W ADAMS BLVD, Los Angeles, CA 90007

03/24/2016 - D: Pre-survey BIS: 00090, Parking Garage Lot 18 - County Mall Phase I, Address: 140 N GRAND AVE, Los Angeles, CA 90012
E: Survey BIS: 08075, Athens Park, Address: 12603 S BROADWAY, Los Angeles, CA 90061

03/28/2016 - A: Pre-survey BIS: 08287, East Rancho Dominguez Park Community Center, Address: 15116 S ATLANTIC AVE, East Compton, CA 90221
A: Pre-survey BIS: 08562, Los Amigos Golf Course, Address: 7295 E QUILL DR, Downey, CA 90242
B: Survey BIS: 10830, Humphrey Comprehensive Health Center (1 of 3), Address: 5850 S MAIN ST, Los Angeles, CA 90003
C: Survey BIS: 05218, Cudahy AP District Office, Address: 8130 S ATLANTIC AVE, Cudahy, CA 90201

03/29/2016 - A: Pre-survey BIS: 06844, Dr Martin Luther King Jr Library, Address: 17906 S AVALON BLVD, Carson, CA 90746
A: Pre-survey BIS: 06843, Lloyd Taber Marina Del Rey Library, Address: 4533 ADMIRALTY WAY, Marina Del Rey, CA 90292
B: Survey BIS: 10830, Humphrey Comprehensive Health Center (2 of 3), Address: 5850 S MAIN ST, Los Angeles, CA 90003
C: Survey BIS: 05285, Metro East AP District Office (1 of 2), Address: 2855 E OLYMPIC BLVD, Los Angeles, CA 90023
D: Pre-survey BIS: 04495, Performing Arts Center Parking Garage - Lot 14, Address: 135 N GRAND AVE, Los Angeles, 90012
E: Survey BIS: 06834 , Walnut Library, Address: 21155 LA PUENTE ROAD, Walnut, CA 91789
E: Survey BIS: 06840, San Dimas Library, Address: 145 N WALNUT AVE, San Dimas, CA 91773
F: Survey BIS: 10765, Health Services Headquarters Parking Structure - Lot 29, Address: 346 N FREMONT AVE, Los Angeles, CA 90012

List of Key Project Events during March 2016 (continued)

03/30/2016 - A: Pre-survey BIS: 06701, Public Library Headquarters, Address: 7400 E IMPERIAL HWY, Downey, CA 90242

B: Survey BIS: 10830, Humphrey Comprehensive Health Center (3 of 3), Address: 5850 S MAIN ST, Los Angeles, CA 90003

C: Survey BIS: 05285, Metro East AP District Office (2 of 2), Address: 2855 E OLYMPIC BLVD, Los Angeles, CA 90023

D: Pre-survey BIS: 10724, Walt Disney Concert Hall Parking Garage - Lot 16 (1 of 2), Address: 111 S GRAND AVE, Los Angeles, CA 90012

E: Survey BIS: 06889, View Park Library, Address: 3854 W 54TH STREET, Los Angeles, CA 90043

E: Survey BIS: 04266, Lennox Library, Address: 4359 LENNOX BLVD, Lennox, CA 90304

F: Survey BIS: 03515, Le Sage Complex - Lot 68 and Le Sage Complex Lot B/Tunnel (1 of 2), Address: 523 SHATTO PLACE, Los Angeles, CA 90020 AND 3185 W 6TH STREET, Los Angeles, CA 90020

03/31/2016 - D: Pre-survey BIS: 10724, Walt Disney Concert Hall Parking Garage - Lot 16 (2 of 2), Address: 111 S GRAND AVE, Los Angeles, CA 90012

E: Survey BIS: 06777, La Canada Flintridge Library, Address: 111 S GRAND AVE, Los Angeles, CA 90012

E: Survey BIS 06781, La Crescenta Library, Address: 2809 FOOTHILL BLVD, La Crescenta, CA 91214

F: Survey BIS: 03515, Le Sage Complex - Lot 68 and Le Sage Complex Lot B/Tunnel (2 of 2), Address: 523 SHATTO PLACE, Los Angeles, CA 90020 AND 3185 W 6TH STREET, Los Angeles, CA 90020

Project Issues and Resolutions

Schedule Acceleration – As discussed in the March monthly report, AECOM conducted departmental meetings to receive input about desired days for departments to host AECOM field teams at their buildings. Taking into account each department's individual requests, AECOM has prepared schedules through May with field assessment teams performing visits four days a week. The parking garage assessments that began in March are expected to be completed in May. The next assessment focus will be on Beaches and Harbors, which are set to be pre-assessed beginning in May with full assessments beginning in June.

Roof Inaccessibility – During the month of March, California received significant rainfall. The recent rainfall allowed AECOM's assessment teams to better identify roof leaks or other building deficiencies exacerbated by the rain. However, in some cases, the heavy rainfall also prevented teams from accessing the roofs of buildings due to potentially unsafe slippery conditions and high wind. AECOM will clearly indicate in the summary notes when a roof was inaccessible. In cases where roofs were inaccessible, the AECOM team was unable to tag any equipment located there.

Website Updates – AECOM's web developers made significant updates to the website which caused some outages in the past month. No additional major updates or website downtime is anticipated this month.

Project Expectations for April 2016

As previously noted, AECOM teams are currently conducting assessments in the field four days a week and will continue to assess sites at this pace for the duration of this project. Some parking garages have been more complex than anticipated, and therefore have taken slightly longer. Any required extra time has been accommodated on Fridays when possible.

Anticipated Schedule Adjustments for April 2016

Multiple library sites for March have already been delayed due to renovations. These sites will be rescheduled once renovations are complete.

Ongoing discovery of new buildings at Parks and Recreation sites, as well as other multi-building sites, may affect our ability to accurately schedule pre-surveys. This can occasionally result in schedule adjustments to allow assessors more time at certain sites.

Anticipated Project Events during April 2016

04/04/2016 - A: Pre-survey BIS: 08520, Eaton Canyon Golf Course, Address: 1150 N SIERRA MADRE VILLA, Pasadena, CA 91107
A: Pre-Survey BIS: 08165, Robert M McCurdy Nature Center, Address: 1750 N ALTADENA DRIVE, Pasadena, CA 91107
B: Survey BIS: 04072, Edward Roybal Comprehensive Health Center (1 of 4), Address: 245 S FETTERLY AVE, East Los Angeles, CA 90022
C: Survey BIS: 00440, Camp Scott (1 of 4), Address: 28700 N BOUQUET CANYON RD, Saugus, CA 91350
D: Pre-Survey BIS: 07062, ISD District 3 Facilities Operations Service Building, Address: 11236 PLAYA COURT, Culver City, CA 90230
D: Pre-Survey BIS: 05701, Civic Center Cogeneration Plan, Address: 301 N BROADWAY, Los Angeles, CA 90012
E: Survey BIS: 05077, Van Nuys Civic Child Development Center, Address: 14350 SYLVAN ST, Van Nuys, CA 91401
E: Survey BIS: 02818, District 2 Facilities Operations Service Building, Address: 29300 THE OLD ROAD, Castaic, CA 91384
F: Survey BIS: 00091, Parking Garage Lot 10 - County Mall Phase II, Address: 145 N BROADWAY, Los Angeles, CA 90012
04/05/2016 - A: Pre-Survey BIS: 04620, Descanso Gardens (1 of 3), Address: 1418 DESCANSO DR, La Canada-Flintridge, CA, 91011
B: Survey BIS: 04072, Edward Roybal Comprehensive Health Center (2 of 4), Address: 245 S FETTERLY AVE, East Los Angeles, CA 90022
C: Survey BIS: 00440, Camp Scott (2 of 4), Address: 28700 N BOUQUET CANYON RD, Saugus, CA 91350
D: Pre-Survey BIS: 07022, 07023, 07024, 07025, 07029, 10230, 10234, 10895, 10903, ISD Headquarters and Eastern Avenue Complex (1 of 3), Address: 1100 N EASTERN AVE, Los Angeles, CA 90063
E: Survey BIS: 01299, Olive View Cogeneration Plant, Address: 14445 OLIVE VIEW DR, Sylmar, CA 91342
F: Survey BIS: 00090 Parking Garage Lot 18 - County Mall Phase I (1 of 3), Address: 140 N GRAND AVE, Los Angeles, CA 90012
04/06/2016 - A: Pre-Survey BIS: 04620, Descanso Gardens (2 of 3), Address: 1418 DESCANSO DR, La Canada-Flintridge, CA, 91011
B: Survey BIS: 04072, Edward Roybal Comprehensive Health Center (3 of 4), Address: 245 S FETTERLY AVE, East Los Angeles, CA 90022
C: Survey BIS: 00440, Camp Scott (3 of 4), Address: 28700 N BOUQUET CANYON RD, Saugus, CA 91350
D: Pre-Survey BIS: 07022, 07023, 07024, 07025, 07029, 10230, 10234, 10895, 10903, ISD Headquarters and Eastern Avenue Complex (2 of 3), Address: 1100 N EASTERN AVE, Los Angeles, CA 90063
E: Survey BIS: 01077 and 01078, ISD Millwright Shop and ISD Vehicle Repair, Shop, Address: 45000 N 60TH ST W, Lancaster, CA 93536
F: Survey BIS: 00090, Parking Garage Lot 18 - County Mall Phase I (2 of 3), Address: 140 N GRAND AVE, Los Angeles, CA 90012
04/07/2016 - A: Pre-Survey BIS: 04620, Descanso Gardens (3 of 3), Address: 1418 DESCANSO DR, La Canada-Flintridge, CA, 91011
B: Survey BIS: 04072, Edward Roybal Comprehensive Health Center (4 of 4), Address: 245 S FETTERLY AVE, East Los Angeles, CA 90022
C: Survey BIS: 00440, Camp Scott (4 of 4), Address: 28700 N BOUQUET CANYON RD, Saugus, CA 91350
D: Pre-survey BIS: 07022, 07023, 07024, 07025, 07029, 10230, 10234, 10895, 10903 ISD Headquarters and Eastern Avenue Complex (3 of 3), Address: 1100 N EASTERN AVE, Los Angeles, CA 90063
E: Survey BIS: 06890, Norwood Library, Address: 4550 N PECK ROAD, El Monte, CA 91732
E: Survey BIS: 06744, Duarte Library, Address: 1301 BUENA VISTA AVE, Duarte, CA 91010
F: Survey BIS: 00090, Parking Garage Lot 18 - County Mall Phase I (2 of 3), Address: 140 N GRAND AVE, Los Angeles, CA 90012
04/11/2016 - A: Pre-Survey BIS: 06320, Fire Pacoima (1 of 5), Address: 12605 OSBORNE ST, Pacoima, CA 91331
D: Pre-Survey BIS: 06320, Fire Pacoima (1 of 5), Address: 12605 OSBORNE ST, Pacoima, CA 91331
B: Survey BIS: 10200 and 10217, ISD Pacoima Shops/Office and ISD Pacoima Warehouse, Address: 12441 OSBORNE ST, Pacoima, CA 91331
C: Survey BIS: 00540, Camp Scudder (1 of 3), Address: 28750 N BOUQUET CANYON RD, Saugus, CA 91350
E: Survey BIS: 05213, DPSS Belvedere AP District Office (1 of 2), Address: 5445 E WHITTIER BLVD, East Los Angeles, CA 90022
F: Survey BIS: 04495, Performing Arts Center Parking Garage - Lot 14 (1 of 4), Address: 135 N GRAND AVE, Los Angeles, CA 90012
04/12/2016 - A: Pre-Survey BIS: 06320, Fire Pacoima (2 of 5), Address: 12605 OSBORNE ST, Pacoima, CA 91331

Anticipated Project Events during April 2016 (continued)

D: Pre-Survey BIS: 06320, Fire Pacoima (2 of 5), Address: 12605 OSBORNE ST, Pacoima, CA 91331

B: Survey BIS: 06718, Baldwin Park Library, Address: 4181 BALDWIN PARK BLVD, Baldwin Park, CA 91706

B: Survey BIS: 06892, Sunkist Library, Address: 840 N PUENTE AVE, La Puente, CA 91746

C: Survey BIS: 00540, Camp Scudder (2 of 3), Address: 28750 N BOUQUET CANYON RD, Saugus, CA 91350

E: Survey BIS: 05213, DPSS Belvedere AP District Office (2 of 2), Address: 5445 E WHITTIER BLVD, East Los Angeles, CA 90022

F: Survey BIS: 04495, Performing Arts Center Parking Garage - Lot 14 (2 of 4), Address: 135 N GRAND AVE, Los Angeles, CA 90012

04/13/2016 - A: Pre-Survey BIS: 06320, Fire Pacoima (3 of 5), Address: 12605 OSBORNE ST, Pacoima, CA 91331

D: Pre-Survey BIS: 06320, Fire Pacoima (3 of 5), Address: 12605 OSBORNE ST, Pacoima, CA 91331

B: Survey BIS: 06705, La Puente Library, Address: 15920 E CENTRAL AVE, La Puente, CA 91744

C: Survey BIS: 00540, Camp Scudder (3 of 3), Address: 28750 N BOUQUET CANYON RD, Saugus, CA 91350

E: Survey BIS: 05267, Florence AP District Office (1 of 2), Address: 1740 E GAGE AVE, Los Angeles, CA 90001

E: Survey BIS: 05231, Food Stamps Fiscal Services Office (1 of 2), Address: 6367 S HOLMES AVE Los Angeles, CA 90001

F: Survey BIS: 04495, Performing Arts Center Parking Garage - Lot 14 (3 of 4), Address: 135 N GRAND AVE, Los Angeles, CA 90012

04/14/2016 - A: Pre-Survey BIS: 06320, Fire Pacoima (4 of 5), Address: 12605 OSBORNE ST, Pacoima, CA 91331

D: Pre-Survey BIS: 06320, Fire Pacoima (4 of 5), Address: 12605 OSBORNE ST, Pacoima, CA 91331

B: Survey BIS: 06766, Graham Library, Address: 1900 E FIRESTONE BLVD, Los Angeles, CA 90001

B: Survey BIS: 06760, Florence Library, Address: 1610 E FLORENCE AVE, Los Angeles, CA 90001

C: Survey BIS: 07320, ISD District 4 Monrovia Crafts Shops and Monrovia Auto Shops, Address: 1703 S MOUNTAIN AVE, Monrovia, CA 91010

E: Survey BIS: 05267, Florence AP District Office (2 of 2), Address: 1740 E GAGE AVE, Los Angeles, CA 90001

E: Survey BIS: 05231, Food Stamps Fiscal Services Office (2 of 2), Address: 6367 S HOLMES AVE, Los Angeles, CA 90001

F: Survey BIS: 04495, Performing Arts Center Parking Garage - Lot 14 (4 of 4), Address: 135 N GRAND AVE, Los Angeles, CA 90012

04/15/2016 - A: Pre-Survey BIS: 06320, Fire Pacoima (5 of 5), Address: 12605 OSBORNE ST, Pacoima, CA 91331

D: Pre-Survey BIS: 06320, Fire Pacoima (5 of 5), Address: 12605 OSBORNE ST, Pacoima, CA 91331

04/18/2016 - B: Survey BIS: 08252, Rowland Heights Park, Address: 1500 S BANIDA AVE, Rowland Heights, CA 91748

B: Survey BIS: 08430, Carolyn Rosas Activity Building, Address: 18500 FARJARDO ST, Rowland Heights, CA 91748

C: Survey BIS: 08562, Los Amigos Golf Course, Address: 7295 E QUILL DR, Downey, CA 90242

E: Survey BIS: 10293, Public Administrator Warehouse (1 of 3), Address: 16610 CHESTNUT ST, Industry, CA 91748

F: Survey BIS: 10724, Walt Disney Concert Hall Parking Garage - Lot 16 (1 of 6), Address: 111 S GRAND AVE, Los Angeles, CA 90012

G: Pre-Survey BIS: 08072, Santa Anita Golf Course, Address: 405 S SANTA ANITA AVE, Arcadia, CA 91007

04/19/2016 - A: Pre-Survey BIS: 06842, Rosemead Library, Address: 8800 VALLEY BLVD, Rosemead, CA 91770

A: Pre-Survey BIS: 03728, Huntington Park Library, Address: 6518 MILES AVE, Huntington Park, CA 90255

B: Survey BIS: 03928, West Covina Regional Library, Address: 1601 WEST COVINA PARKWAY, West Covina, CA 91790

C: Survey BIS: 08287, East Rancho Dominguez Park, Address: 15116 S ATLANTIC AVE, East Compton, CA 90221

D: Pre-Survey BIS: 00780, 00791, 00792, Maclaren's Children's Center (1 of 3), Address: 4024 N DURFEE AVE, El Monte, CA 91732

E: Survey BIS: 10293, Public Administrator Warehouse (2 of 3), Address: 16610 CHESTNUT ST, Industry, CA 91748

F: Survey BIS: 10724, Walt Disney Concert Hall Parking Garage - Lot 16 (2 of 6), Address: 111 S GRAND AVE, Los Angeles, CA 90012

G: Pre-Survey BIS: 08073 and 05672, Arcadia Park, Address: 405 S SANTA ANITA AVE, Arcadia, CA 91007

04/20/2016 - A: Pre-Survey BIS: 06846, Sorensen Library, Address: 6934 BROADWAY AVE, Whittier, CA 90606

A: Pre-Survey BIS: 10530, Los Nietos Library, Address: 11640-44 SLAUSON AVE, Santa Fe Springs, CA 90606

B: Survey BIS: 06891, Masao W Satow Library, Address: 14433 S CRENSHAW BLVD, Gardena, CA 90249

B: Survey BIS: 06703, Hollypark Service Center, Address: 2150 W 120TH ST, Hawthorne, CA 90250

Anticipated Project Events during April 2016 (continued)

- C: Survey BIS: 08550, La Mirada Golf Course, Address: 15501 E ALICANTE RD, La Mirada, CA 90638
- D: Pre-Survey BIS: 00780, 00791, 00792, Maclaren's Children's Center (2 of 3), Address: 4024 N DURFEE AVE, El Monte, CA 91732
- E: Survey BIS: 10293, Public Administrator Warehouse (3 of 3), Address: 16610 CHESTNUT ST, Industry, CA 91748
- F: Survey BIS: 10724, Walt Disney Concert Hall Parking Garage - Lot 16 (3 of 6), Address: 111 S GRAND AVE, Los Angeles, CA 90012
- G: Pre-Survey BIS: 08213, William S Hart Park (1 of 2), Address: 24151 NEWHALL AVENUE, Santa Clarita, CA 91321
- 04/21/2016 - A: Pre-Survey BIS: 06756, El Monte Library, Address: 3224 TYLER AVE, El Monte, CA 91731
- A: Pre-Survey BIS: 06754, South El Monte Library, Address: 1430 N CENTRAL AVE, South El Monte, CA 91733
- B: Survey BIS: 06739, Culver City Julian Dixon Library, Address: 4975 OVERLAND AVE, Culver City, CA 90230
- C: Survey BIS: 08520, Eaton Canyon Golf Course, Address: 1150 N SIERRA MADRE VILLA, Pasadena, CA 91107
- C: Survey BIS: 08165, Robert M McCurdy Nature Center, Address: 1750 N ALTADENA DRIVE, Pasadena, CA 91107
- D: Pre-Survey BIS: 00780, 00791, 00792 Maclaren's Children's Center (3 of 3), Address: 4024 N DURFEE AVE, El Monte, CA 91732
- E: Survey BIS: 06701 Library Headquarters, Address: 7400 E IMPERIAL HWY, Downey, CA 90242
- F: Survey BIS: 10724 Walt Disney Concert Hall Parking Garage - Lot 16 (4 of 6), Address: 111 S GRAND AVE, Los Angeles, CA 90012
- G: Pre-Survey BIS: 08213 William S Hart Park (2 of 2), Address: 24151 NEWHALL AVENUE, Santa Clarita, CA 91321
- 04/25/2016 - A: Pre-Survey BIS: 08065, Alondra Golf Course, Address: 16400 S PRAIRIE AVE, Lawndale, CA 90260
- B: Survey BIS: 07062, ISD District 3 Facilities Operations Service Building, Address: 11236 PLAYA COURT, Culver City, CA 90230
- C: Survey BIS: 04620, Descanso Gardens (1 of 3), Address: 1418 DESCANSO DR , La Canada-Flintridge, CA 91011
- D: Pre-Survey BIS: 10810, Bob Hope Patriotic Hall, Address: 1816 S FIGUEROA ST, Los Angeles, CA 90015
- E: Survey BIS: 07024, ISD Eastern Ave Complex Vehicle Repair Shops (1 of 4), Address: 1104 N EASTERN AVE, Los Angeles, CA 90063
- F: Survey BIS: 10724 Walt Disney Concert Hall Parking Garage - Lot 16 (5 of 6), Address: 111 S GRAND AVE, Los Angeles, CA 90012
- G: Pre-Survey BIS: 08264, Marshall Canyon Tree Farm, Address: 6550 N STEPHENS RANCH RD, La Verne, CA 91750
- G: Pre-Survey BIS: 08521, Marshall Canyon Golf Course, Address: 6100 N STEPHENS RANCH RD, La Verne, CA 91750
- 04/26/2016 - A: Pre-Survey BIS: 06874, Gardena Mayme Library, Address: 1731 W GARDENA BLVD, Gardena, CA 90247
- A: Pre-Survey BIS: 04363, Lomita Library, Address: 24200 NARBONNE AVE, Lomita, CA 90717
- B: Survey BIS: 05701, Civic Center Cogeneration Plant, Address: 301 N BROADWAY, Los Angeles, CA 90012
- C: Survey BIS: 04620, Descanso Gardens (2 of 3), Address: 1418 DESCANSO DR , La Canada-Flintridge, CA 91011
- D: Pre-Survey BIS: 06431, San Fernando Health Center, Address: 1212 PICO ST, San Fernando, CA 91340
- E: Survey BIS: 07024, ISD Eastern Ave Complex Vehicle Repair Shops (2 of 4), Address: 1104 N EASTERN AVE, Los Angeles, CA 90063
- F: Survey BIS: 10724 Walt Disney Concert Hall Parking Garage - Lot 16 (6 of 6), Address: 111 S GRAND AVE, Los Angeles, CA 90012
- G: Pre-Survey BIS: 08397, Vasquez Rocks Natural Park Area, Address: 10700 W ESCONDIDO CANYON RD, Agua Dulce, CA 91350
- G: Pre-Survey BIS: 06741, Acton/Aqua Dulce Library, Address: 33792 CROWN VALLEY RD, Acton, CA 93510
- 04/27/2016 - A: Pre-Survey BIS: 06850, Le000land R Weaver Library, Address: 4035 TWEEDY BLVD, South Gate, CA 90280
- A: Pre-Survey BIS: 06888, Lynwood Library, Address: 11320 BULLIS RD, Lynwood, CA 90262
- B: Survey BIS: 06770, Hawthorne Library, Address: 12700 S GREVILLEA AVE, Hawthorne, CA 90250
- B: Survey BIS: 04243, Lawndale Library, Address: 14615 BURIN AVE, Lawndale, CA 90260
- C: Survey BIS: 04620, Descanso Gardens (3 of 3), Address: 1418 DESCANSO DR , La Canada-Flintridge, CA 91011
- D: Pre-Survey BIS: 10742, Hall of Justice, Address: 211 W TEMPLE ST, Los Angeles, CA 90012
- E: Survey BIS: 07024, ISD Eastern Ave Complex Vehicle Repair Shops (3 of 4), Address: 1104 N EASTERN AVE, Los Angeles, CA 90063
- F: Survey BIS: 07615, Alameda Street Garage (1 of 2), Address: 1055 N ALAMEDA ST, Los Angeles, CA 90021
- G: Pre-Survey BIS: 08249, Loma Alta Park, Address: 3330 N LINCOLN AVE, Altadena, CA 91001
- 04/28/2016 - A: Pre-Survey BIS: 08301, Obregon Park, Address: 4021 E 1ST ST, East Los Angeles , CA 90063
- B: Survey BIS: 06844, Dr Martin Luther King Jr Library, Address: 17906 S AVALON BLVD, Carson, CA 90746

Anticipated Project Events during April 2016 (continued)

B: Survey BIS: 06843, Lloyd Taber Marina Del Rey Library, Address: 4533 ADMIRALTY WAY, Marina Del Rey, CA 90292

C: Survey BIS: 06887, Diamond Bar Library, Address: 1061 S GRAND AVE, Diamond Bar, CA 91765

E: Survey BIS: 07024 , ISD Eastern Ave Complex Vehicle Repair Shops (4 of 4), Address: 1104 N EASTERN AVE, Los Angeles, CA 90063

F: Survey BIS: 07615, Alameda Street Garage (2 of 2), Address: 1055 N ALAMEDA ST, Los Angeles, CA 90021

G: Pre-Survey BIS: 08510, Altadena Golf Course, Address: 1456 E MENDOCINO ST, Altadena, CA 91001

G: Pre-Survey BIS: 08174, Farnsworth Recreation Building, Address: 568 E MOUNT CURVE AVE, Altadena, CA 91001



County of Los Angeles

Deferred Maintenance Program Services

Monthly Progress Report - April 2016

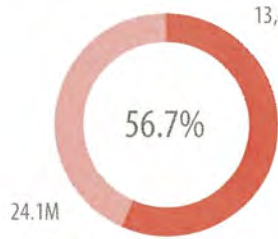


Report Contents

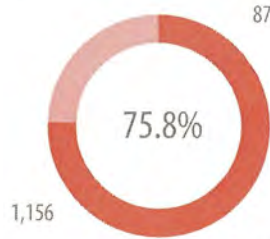
1. Overall Project Snapshot
2. Executive Summary - April 2016
3. Monthly Details - April 2016
4. Issues and Resolutions
5. Next Month's Schedule Outlook

Overall Project Snapshot

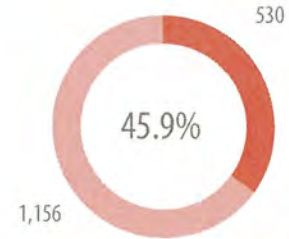
Contract Start Date:	17 October 2014	Contract Value:	\$13,500,115
Estimated Completion Date:	16 October 2017	Contract Square Footage:	24,074,131 SF
Contract End Date:	16 October 2017	Contract Number of Bldgs:	1,156



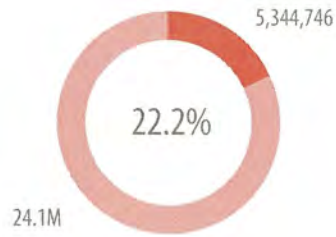
Total Square Footage Assessed



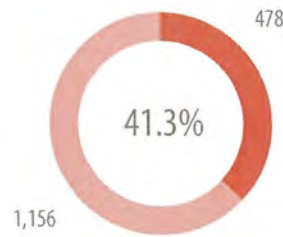
Count of Buildings Assessed



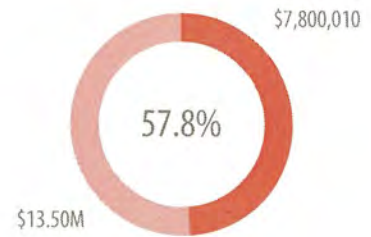
Count of Buildings Completed Project Builder



Square Footage Completed Project Costing



Count of Buildings Completed Project Costing

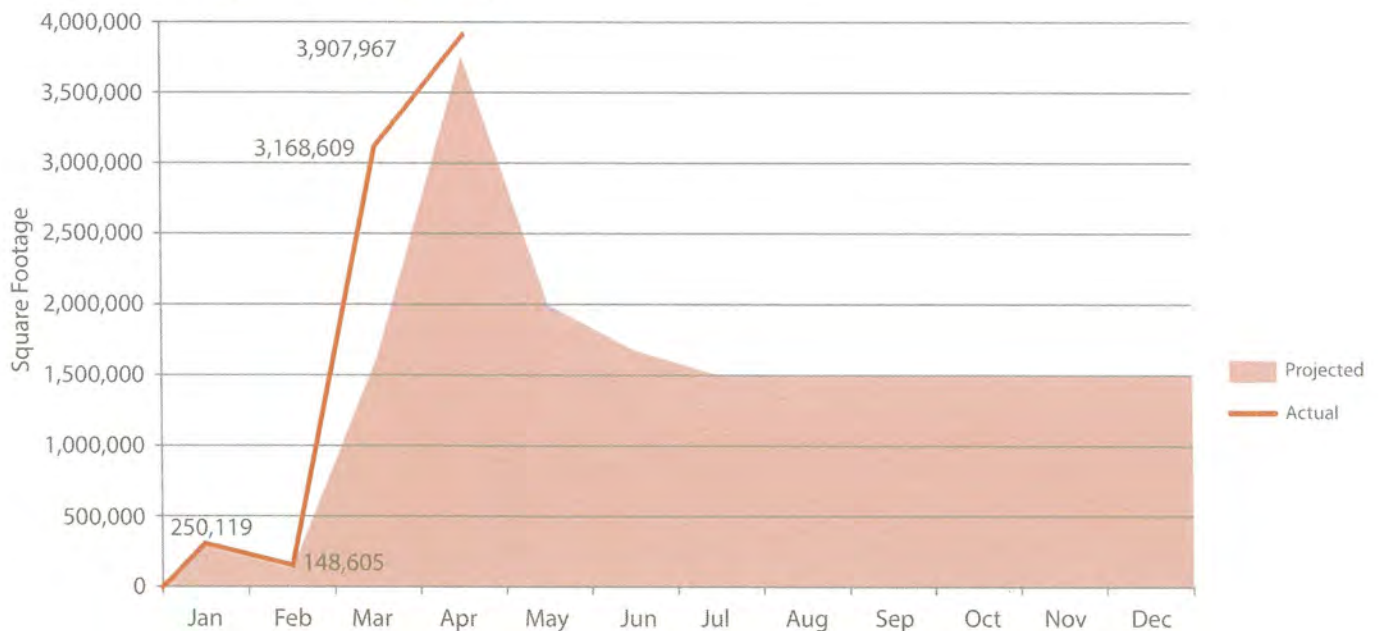


Invoiced Amount to Date

Current Status of All Project Phases (Number of Buildings)

1) Staging:	240	4) Preliminary Analysis:	101	7) Project Approval:	478
2) Pre-Assessment:	131	5) Project Building:	249	8) Capital Planning:	0
3) Assessment:	123	6) Project Costing:	52		

Assessment Progress Tracking - Completed New Assessments



Executive Summary - April 2016

During the month of April, field teams completed assessments for 3.89 million square feet in 101 buildings. This month, the field teams again exceeded the amount of square footage ever assessed before during the COLA project. The field teams visited a wide variety of sites belonging to a mix of departments. Teams continued to visit parking garages, multiple camp sites and library buildings amongst others.

AECOM's seventh and eighth field teams are anticipated to be deployed for the early summer with the seventh team coming onboard mid-May and the eighth anticipated to be deployed at the end of May or beginning of June. Bringing these two additional teams onboard assists with the end goal of completing assessments for the originally scoped 24.1 million square feet by the end of February 2016.

Compared Monthly Statistics - April 2016

Square Feet Assessed

Last Month:	3,168,609
This Month:	3,896,984
Next Month (Projected):	1,800,000

Count of Buildings Assessed

Last Month:	117
This Month:	101
Next Month (Projected):	100

Dollars Invoiced

Last Month:	\$1,538,627
This Month:	\$1,174,633

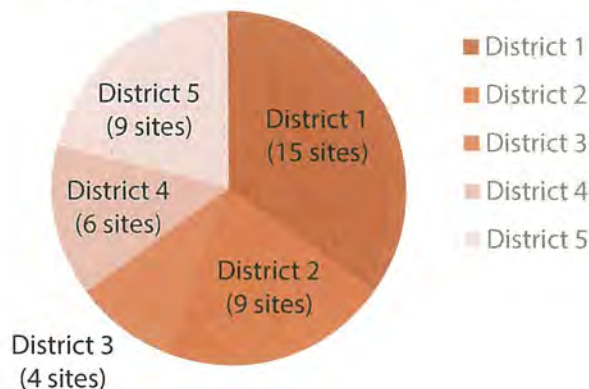
No. Departments Assessed

Last Month:	9
This Month:	8
Next Month (Projected):	9

Summary of Deferred Maintenance Costs to Date

The County has requested an ongoing total estimate for the cost of corrective actions as part of this monthly project report. Currently, only buildings within the Project Approval phase have associated costs, which total \$88.9 million. This figure is for approximately 522 buildings totaling 5.9 million gross square feet. Please note that these projects have not yet been formally approved by County project staff, and are for informational (non-budgetary) purposes only. Furthermore, cost estimates to replace building systems near the end of their service life are not included in the above figure. The service life expiration date and replacement costs that are recorded for each barcoded building system will be included as part of the total deferred maintenance cost in subsequent updates.

Quantity of Sites Assessed per District - Apr. 2016



Monthly Key Statistics - Apr. 2016

Total GSF:	3,896,984
Total Building Count:	101
Quantity of Departments:	5
Quantity of Deficiencies:	2,418
Quantity of Barcodes:	2,988
Dollars Invoiced:	\$1,174,633
Percent Completed:	8.7%

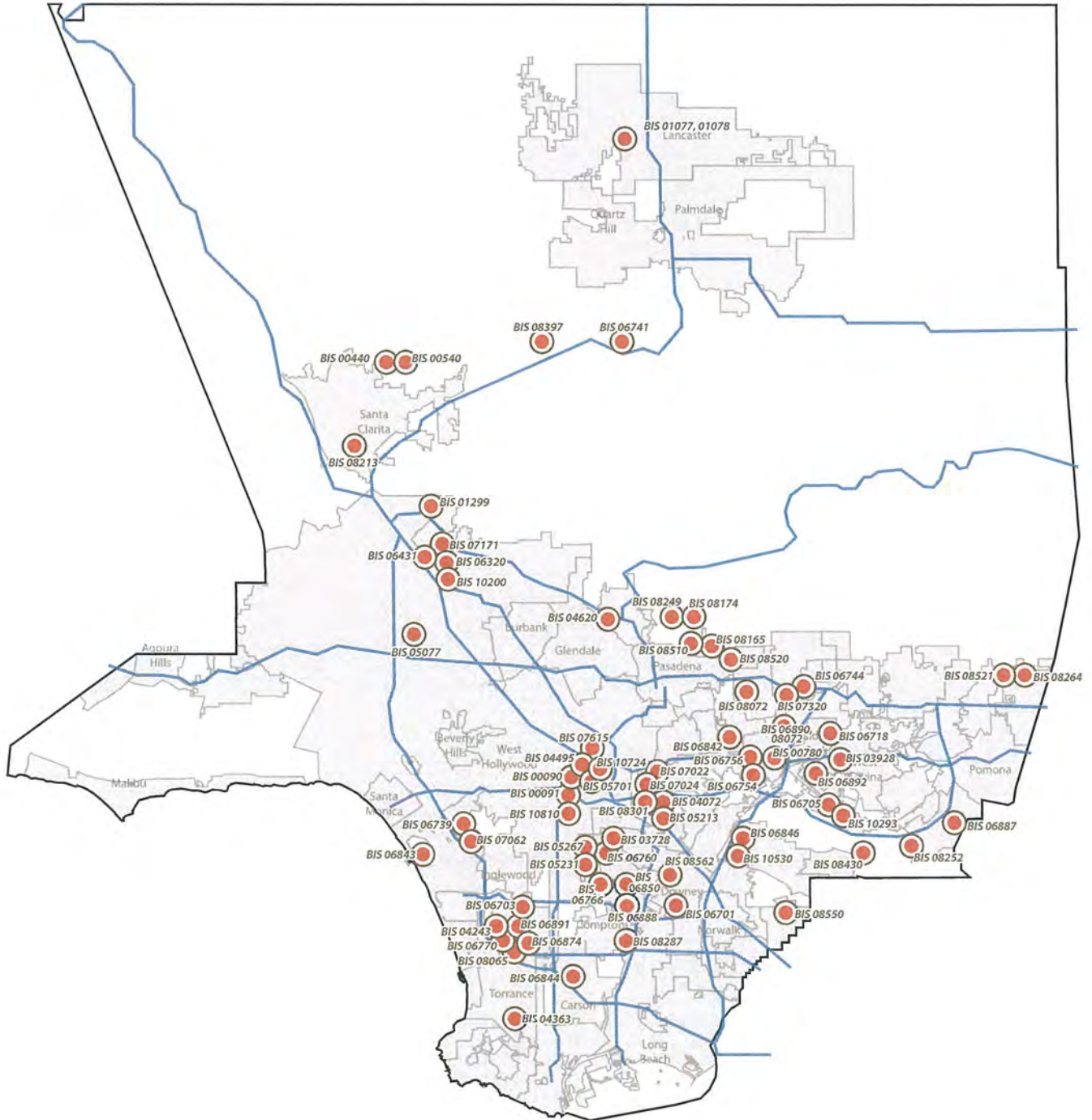
List of Assessed Sites - April 2016

#	Date	Department	BIS	Site Name	LACO	GSF	Deficiency Quantity	Barcode Quantity
1	04/04/16	Probation	00440	Camp Scott	0630, 0631, 4050, 4051, 4053, 4054, 4055, 4057, 4059, T513, T514, Y493, 4052, 4058, 4427, 4426	44,817	66	162
2	04/04/16	Health Services	04072	Edward Roybal Health Center	6500	227,617	331	298
3	04/04/16	Chief Executive Office	05077	Van Nuys Civic Child Development Center	5277	7,175	49	37
4	04/04/16	Chief Executive Office	00091	County Records Center Parking Garage Lot 10	Y344	211,347	56	48
5	04/05/16	Internal Services Department	00090	Parking Garage Lot 18 - County Mall Phase I	Y394	465,310	93	99
6	04/05/16	Internal Services Department	01299	Olive View Co-generation Plant	X170	21,675	32	244
7	04/07/16	Public Library	06744	Duarte Library	Y464	10,048	31	13
8	04/07/16	Public Library	06890	Norwood Library	Y195	10,303	45	12
9	04/08/16	Internal Services Department	07171	ISD District 2 Facilities Operations Service Building	X338	32,071	61	27
10	04/11/16	Probation	00540	Camp Scudder	3909, 3910, 3911, 3912, 3913, 3914, T411, 3909-1, 3909-2, 6074, 4315, 4317, T411-1, T519	39,764	55	151
11	04/11/16	Public Social Services	05213	Belvedere AP District Office	5428	70,493	107	81
12	04/11/16	Internal Services Department	10200	Pacoima Shops	1794, 1796, 1797, 1796-1	4,443	42	21
13	04/11/16	Internal Services Department	10217	Pacoima Warehouse	5308	9,696	27	25
14	04/12/16	Public Library	06718	Baldwin Park Library	5497	15,555	20	28
15	04/12/16	Public Library	06892	Sunkist Library	Y249	8,314	21	13
16	04/12/16	Internal Services Department	04495	Performing Arts Center Parking Garage - Lot14	L579	702,820	188	145
17	04/13/16	Public Social Services	05267	Florence AP District Office	C740	60,000	81	51
18	04/13/16	Public Library	06705	La Puente Library	5480	14,023	10	28
19	04/14/16	Public Library	06760	Florence Library	Y425	5,124	28	18
20	04/14/16	Public Library	06766	Graham Library	Y426	5,125	27	19
21	04/14/16	Internal Services Department	07320	ISD District 4 Monrovia Crafts Shops and Auto Shops	4096, 4168	27,912	37	105
22	04/18/16	Parks and Recreation	08252	Rowland Heights Park	6570, 6571	5,809	18	29

#	Date	Department	BIS	Site Name	LACO	GSF *	Deficiency Quantity	Barcode Quantity
23	04/18/16	Parks and Recreation	08430	Carolyn Rosas Recreation Building	6303, 6303-1, X030	9,851	33	35
24	04/18/16	Parks and Recreation	08562	Los Amigos Golf Course	5390, 5391, 5341, Y252, 5340, Y251, 5392	Calculating*	Calculating	Calculating
25	04/18/16	Treasurer and Tax Collector	10293	Public Administrator Warehouse	A010	120,000	56	37
26	04/18/16	Internal Services Department	10724	Walt Disney Concert Hall Parking Garage	L716	997,000	115	116
27	04/19/16	Public Library	03928	West Covina Regional Library	4982	42,345	62	81
28	04/19/16	Parks and Recreation	08287	East Rancho Dominguez Park Community Center	6329	Calculating*	Calculating	Calculating
29	04/20/16	Public Library	06703	Hollypark Service Center	Y393	7,776	33	29
30	04/20/16	Public Library	06891	Masao W Satow Library	6721	6,639	30	10
31	04/20/16	Parks and Recreation	08550	La Mirada Golf Course	4710, 4714, 5146	23,651	33	72
32	04/21/16	Public Library	06701	Public Library Headquarters	A755, A755-1	70,000	69	94
33	04/21/16	Public Library	06739	Julian Dixon Library	5708	21,406	33	52
34	04/21/16	Parks and Recreation	08165	Robert M McCurdy Nature Center	5029	9,468	8	17
35	04/21/16	Parks and Recreation	08520	Eaton Canyon Golf Course	3068, 4712, 4712-1, 4713	Calculating*	Calculating	Calculating
36	04/25/16	Parks and Recreation	04620	Descanso Gardens	Y675, Y677, 4333, 4336, 4341, 5889, 5555-1, 5555-2, 4436-1, 4340, 4607-1, 5888, Y674, Y675-2, 4607, 5887, 4331, 5555, Y676-1	45,077	49	106
37	04/25/16	Internal Services Department	07024	Eastern Ave Complex Vehicle Repair Shops	5865	230,668	123	542
38	04/25/16	Internal Services Department	07062	ISD District 3 Facilities Operations Service Building	X197	30,660	50	60
39	04/25/16	Internal Services Department	07615	Alameda Street Garage	5808	212,442	150	83
40	04/27/16	Public Library	04243	Lawndale Library	5605	17,360	25	41
41	04/27/16	Public Library	06770	Hawthorne Library	4704	16,949	59	73
42	04/28/16	Public Library	06843	Lloyd Taber Marina Del Rey Library	X334	7,694	41	17
43	04/28/16	Public Library	06844	Dr. Martin Luther King Jr. Library	6087	7,400	24	24
Totals					101 buildings	3,896,984	2,418	2,988

*These sites will be revisited over the summer due to a variety of factors. Please refer to the 'Project Issues and Resolutions' section of this report for a more in-depth discussion

Map of Sites Visited (Assessment and Pre-assessment) - April 2016



Schedule Adjustments - April 2016

Schedule adjustments made during February affected the following sites:

Project Cancellations:

- Mira Loma – ISD Hangar 2/Crafts Maintenance Shop (BIS 01060)
- DPSS Food Stamps/Fiscal Services Office (BIS 05231)

Rescheduled Sites:

- ISD District 2 Facilities Operations Service Building (BIS 07171)
- ISD Pacoima Supervisor's Residence and Garage (BIS 10200)
- Whittier Narrows Park (BIS 07961)
- PCHS DT CTR – Cogeneration Plant (BIS 02818)
- Vasquez Rocks Natural Park Area (BIS: 08397)
- Acton/Aqua Dulce Library (BIS 06741)
- ISD Millwright Shop (BIS 01077)
- ISD Vehicle Repair Shop (BIS 01078)
- Civic Center Cogeneration Plant (05701)

List of Key Project Events during April 2016

04/04/2016 – A: Pre-survey BIS: 08520, Eaton Canyon Golf Course, Address: 1150 N SIERRA MADRE VILLA, Pasadena, CA 91107

A: Pre-Survey BIS: 08165, Robert M McCurdy Nature Center, Address: 1750 N ALTADENA DRIVE, Pasadena, CA 91107

B: Survey BIS: 04072, Edward Roybal Comprehensive Health Center (1 of 4), Address: 245 S FETTERLY AVE, East Los Angeles, CA 90022

C: Survey BIS: 00440, Camp Scott (1 of 4), Address: 28700 N BOUQUET CANYON RD, Saugus, CA 91350

D: Pre-Survey BIS: 07062, ISD District 3 Facilities Operations Service Building, Address: 11236 PLAYA COURT, Culver City, CA 90230

D: Pre-Survey BIS: 05701, Civic Center Cogeneration Plan, Address: 301 N BROADWAY, Los Angeles, CA 90012

E: Survey BIS: 05077, Van Nuys Civic Child Development Center, Address: 14350 SYLVAN ST, Van Nuys, CA 91401

F: Survey BIS: 00091, Parking Garage Lot 10 - County Mall Phase II, Address: 145 N BROADWAY, Los Angeles, CA 90012

04/05/2016 – A: Pre-Survey BIS: 04620, Descanso Gardens (1 of 3), Address: 1418 DESCANSO DR, La Canada-Flintridge, CA, 91011

B: Survey BIS: 04072, Edward Roybal Comprehensive Health Center (2 of 4), Address: 245 S FETTERLY AVE, East Los Angeles, CA 90022

C: Survey BIS: 00440, Camp Scott (2 of 4), Address: 28700 N BOUQUET CANYON RD, Saugus, CA 91350

D: Pre-Survey BIS: 07022, 07023, 07024, 07025, 07029, 10230, 10234, 10895, 10903, ISD Headquarters and Eastern Avenue Complex (1 of 3), Address: 1100 N EASTERN AVE, Los Angeles, CA 90063

E: Survey BIS: 01299, Olive View Cogeneration Plant, Address: 14445 OLIVE VIEW DR, Sylmar, CA 91342

F: Survey BIS: 00090 Parking Garage Lot 18 - County Mall Phase I (1 of 3), Address: 140 N GRAND AVE, Los Angeles, CA 90012

04/06/2016 – A: Pre-Survey BIS: 04620, Descanso Gardens (2 of 3), Address: 1418 DESCANSO DR, La Canada-Flintridge, CA, 91011

B: Survey BIS: 04072, Edward Roybal Comprehensive Health Center (3 of 4), Address: 245 S FETTERLY AVE, East Los Angeles, CA 90022

C: Survey BIS: 00440, Camp Scott (3 of 4), Address: 28700 N BOUQUET CANYON RD, Saugus, CA 91350

D: Pre-Survey BIS: 07022, 07023, 07024, 07025, 07029, 10230, 10234, 10895, 10903, ISD Headquarters and Eastern Avenue Complex (2 of 3), Address: 1100 N EASTERN AVE, Los Angeles, CA 90063

E: Survey BIS: 01077 and 01078, ISD Millwright Shop and ISD Vehicle Repair, Shop, Address: 45000 N 60TH ST W, Lancaster, CA 93536

F: Survey BIS: 00090, Parking Garage Lot 18 - County Mall Phase I (2 of 3), Address: 140 N GRAND AVE, Los Angeles, CA 90012

List of Key Project Events during April 2016 (continued)

- 04/07/2016 - A: Pre-Survey BIS: 04620, Descanso Gardens (3 of 3), Address: 1418 DESCANSO DR, La Canada-Flintridge, CA, 91011
B: Survey BIS: 04072, Edward Roybal Comprehensive Health Center (4 of 4), Address: 245 S FETTERLY AVE, East Los Angeles, CA 90022
C: Survey BIS: 00440, Camp Scott (4 of 4), Address: 28700 N BOUQUET CANYON RD, Saugus, CA 91350
D: Pre-survey BIS: 07022, 07023, 07024, 07025, 07029, 10230, 10234, 10895, 10903ISD Headquarters and Eastern Avenue Complex (3 of 3), Address: 1100 N EASTERN AVE, Los Angeles, CA 90063
E: Survey BIS: 06890, Norwood Library, Address: 4550 N PECK ROAD, El Monte, CA 91732
E: Survey BIS: 06744, Duarte Library, Address: 1301 BUENA VISTA AVE, Duarte, CA 91010
F: Survey BIS: 00090, Parking Garage Lot 18 - County Mall Phase I (2 of 3), Address: 140 N GRAND AVE, Los Angeles, CA 90012
04/08/2016 - E: Survey BIS: 07171, District 2 Facilities Operations Service Building, Address: 13811 DEL SUR ST, San Fernando, CA 91340
04/11/2016 - A: Pre-Survey BIS: 06320, Fire Pacoima (1 of 5), Address: 12605 OSBORNE ST, Pacoima, CA 91331
D: Pre-Survey BIS: 06320, Fire Pacoima (1 of 5), Address: 12605 OSBORNE ST, Pacoima, CA 91331
B: Survey BIS: 10200 and 10217, ISD Pacoima Shops/Office and ISD Pacoima Warehouse, Address: 12441 OSBORNE ST, Pacoima, CA 91331
C: Survey BIS: 00540, Camp Scudder (1 of 3), Address: 28750 N BOUQUET CANYON RD, Saugus, CA 91350
E: Survey BIS: 05213, DPSS Belvedere AP District Office (1 of 2), Address: 5445 E WHITTIER BLVD, East Los Angeles, CA 90022
F: Survey BIS: 04495, Performing Arts Center Parking Garage - Lot 14 (1 of 4), Address: 135 N GRAND AVE, Los Angeles, CA 90012
04/12/2016 - A: Pre-Survey BIS: 06320, Fire Pacoima (2 of 5), Address: 12605 OSBORNE ST, Pacoima, CA 91331
D: Pre-Survey BIS: 06320, Fire Pacoima (2 of 5), Address: 12605 OSBORNE ST, Pacoima, CA 91331
B: Survey BIS: 06718, Baldwin Park Library, Address: 4181 BALDWIN PARK BLVD, Baldwin Park, CA 91706
B: Survey BIS: 06892, Sunkist Library, Address: 840 N PUENTE AVE, La Puente, CA 91746
C: Survey BIS: 00540, Camp Scudder (2 of 3), Address: 28750 N BOUQUET CANYON RD, Saugus, CA 91350
E: Survey BIS: 05213, DPSS Belvedere AP District Office (2 of 2), Address: 5445 E WHITTIER BLVD, East Los Angeles, CA 90022
F: Survey BIS: 04495, Performing Arts Center Parking Garage - Lot 14 (2 of 4), Address: 135 N GRAND AVE, Los Angeles, CA 90012
04/13/2016 - A: Pre-Survey BIS: 06320, Fire Pacoima (3 of 5), Address: 12605 OSBORNE ST, Pacoima, CA 91331
D: Pre-Survey BIS: 06320, Fire Pacoima (3 of 5), Address: 12605 OSBORNE ST, Pacoima, CA 91331
B: Survey BIS: 06705, La Puente Library, Address: 15920 E CENTRAL AVE, La Puente, CA 91744
C: Survey BIS: 00540, Camp Scudder (3 of 3), Address: 28750 N BOUQUET CANYON RD, Saugus, CA 91350
E: Survey BIS: 05267, Florence AP District Office (1 of 2), Address: 1740 E GAGE AVE, Los Angeles, CA 90001
E: Survey BIS: 05231, Food Stamps Fiscal Services Office (1 of 2), Address: 6367 S HOLMES AVE Los Angeles, CA 90001
F: Survey BIS: 04495, Performing Arts Center Parking Garage - Lot 14 (3 of 4), Address: 135 N GRAND AVE, Los Angeles, CA 90012
04/14/2016 - A: Pre-Survey BIS: 06320, Fire Pacoima (4 of 5), Address: 12605 OSBORNE ST, Pacoima, CA 91331
D: Pre-Survey BIS: 06320, Fire Pacoima (4 of 5), Address: 12605 OSBORNE ST, Pacoima, CA 91331
B: Survey BIS: 06766, Graham Library, Address: 1900 E FIRESTONE BLVD, Los Angeles, CA 90001
B: Survey BIS: 06760, Florence Library, Address: 1610 E FLORENCE AVE, Los Angeles, CA 90001
C: Survey BIS: 07320, ISD District 4 Monrovia Crafts Shops and Monrovia Auto Shops, Address: 1703 S MOUNTAIN AVE, Monrovia, CA 91010
E: Survey BIS: 05267, Florence AP District Office (2 of 2), Address: 1740 E GAGE AVE, Los Angeles, CA 90001
E: Survey BIS: 05231, Food Stamps Fiscal Services Office (2 of 2), Address: 6367 S HOLMES AVE, Los Angeles, CA 90001
F: Survey BIS: 04495, Performing Arts Center Parking Garage - Lot 14 (4 of 4), Address: 135 N GRAND AVE, Los Angeles, CA 90012
04/15/2016 - A: Pre-Survey BIS: 06320, Fire Pacoima (5 of 5), Address: 12605 OSBORNE ST, Pacoima, CA 91331
D: Pre-Survey BIS: 06320, Fire Pacoima (5 of 5), Address: 12605 OSBORNE ST, Pacoima, CA 91331

04/18/2016 - B: Survey BIS: 08252, Rowland Heights Park, Address: 1500 S BANIDA AVE , Rowland Heights, CA 91748
 B: Survey BIS: 08430, Carolyn Rosas Activity Building, Address: 18500 FARJARDO ST, Rowland Heights, CA 91748
 C: Survey BIS: 08562, Los Amigos Golf Course, Address: 7295 E QUILL DR, Downey, CA 90242
 E: Survey BIS: 10293, Public Administrator Warehouse (1 of 3), Address: 16610 CHESTNUT ST, Industry, CA 91748
 F: Survey BIS: 10724, Walt Disney Concert Hall Parking Garage - Lot 16 (1 of 6), Address: 111 S GRAND AVE, Los Angeles, CA 90012
 G: Pre-Survey BIS: 08072, Santa Anita Golf Course, Address: 405 S SANTA ANITA AVE, Arcadia, CA 91007
 04/19/2016 - A: Pre-Survey BIS: 06842, Rosemead Library, Address: 8800 VALLEY BLVD, Rosemead, CA 91770
 A: Pre-Survey BIS: 03728, Huntington Park Library, Address: 6518 MILES AVE, Huntington Park, CA 90255
 B: Survey BIS: 03928, West Covina Regional Library, Address: 1601 WEST COVINA PARKWAY, West Covina, CA 91790
 C: Survey BIS: 08287, East Rancho Dominguez Park, Address: 15116 S ATLANTIC AVE, East Compton, CA 90221
 D: Pre-Survey BIS: 00780, 00791, 00792, Maclaren's Children's Center (1 of 3), Address: 4024 N DURFEE AVE, El Monte, CA 91732
 E: Survey BIS: 10293, Public Administrator Warehouse (2 of 3), Address: 16610 CHESTNUT ST, Industry, CA 91748
 F: Survey BIS: 10724, Walt Disney Concert Hall Parking Garage - Lot 16 (2 of 6), Address: 111 S GRAND AVE, Los Angeles, CA 90012
 G: Pre-Survey BIS: 08073 and 05672, Arcadia Park, Address: 405 S SANTA ANITA AVE, Arcadia, CA 91007
 04/20/2016 - A: Pre-Survey BIS: 06846, Sorensen Library, Address: 6934 BROADWAY AVE, Whittier, CA 90606
 A: Pre-Survey BIS: 10530, Los Nietos Library, Address: 11640-44 SLAUSON AVE, Santa Fe Springs, CA 90606
 B: Survey BIS: 06891, Masao W Satow Library, Address: 14433 S CRENSHAW BLVD, Gardena, CA 90249
 B: Survey BIS: 06703, Hollypark Service Center, Address: 2150 W 120TH ST, Hawthorne, CA 90250
 C: Survey BIS: 08550, La Mirada Golf Course, Address: 15501 E ALICANTE RD, La Mirada, CA 90638
 D: Pre-Survey BIS: 00780, 00791, 00792, Maclaren's Children's Center (2 of 3), Address: 4024 N DURFEE AVE, El Monte, CA 91732
 E: Survey BIS: 10293, Public Administrator Warehouse (3 of 3), Address: 16610 CHESTNUT ST, Industry, CA 91748
 F: Survey BIS: 10724, Walt Disney Concert Hall Parking Garage - Lot 16 (3 of 6), Address: 111 S GRAND AVE, Los Angeles, CA 90012
 G: Pre-Survey BIS: 08213, William S Hart Park (1 of 2), Address: 24151 NEWHALL AVENUE, Santa Clarita, CA 91321
 04/21/2016 - A: Pre-Survey BIS: 06756, El Monte Library, Address: 3224 TYLER AVE, El Monte, CA 91731
 A: Pre-Survey BIS: 06754, South El Monte Library, Address: 1430 N CENTRAL AVE, South El Monte, CA 91733
 B: Survey BIS: 06739, Culver City Julian Dixon Library, Address: 4975 OVERLAND AVE, Culver City, CA 90230
 C: Survey BIS: 08520, Eaton Canyon Golf Course, Address: 1150 N SIERRA MADRE VILLA, Pasadena, CA 91107
 C: Survey BIS: 08165, Robert M McCurdy Nature Center, Address: 1750 N ALTADENA DRIVE, Pasadena, CA 91107
 D: Pre-Survey BIS: 00780, 00791, 00792 Maclaren's Children's Center (3 of 3), Address: 4024 N DURFEE AVE, El Monte, CA 91732
 E: Survey BIS: 06701 Library Headquarters, Address: 7400 E IMPERIAL HWY, Downey, CA 90242
 F: Survey BIS: 10724 Walt Disney Concert Hall Parking Garage - Lot 16 (4 of 6), Address: 111 S GRAND AVE, Los Angeles, CA 90012
 G: Pre-Survey BIS: 08213 William S Hart Park (2 of 2), Address: 24151 NEWHALL AVENUE, Santa Clarita, CA 91321
 04/25/2016 - A: Pre-Survey BIS: 08065, Alondra Golf Course, Address: 16400 S PRAIRIE AVE, Lawndale, CA 90260
 B: Survey BIS: 07062, ISD District 3 Facilities Operations Service Building, Address: 11236 PLAYA COURT, Culver City, CA 90230
 C: Survey BIS: 04620, Descanso Gardens (1 of 3), Address: 1418 DESCANSO DR , La Canada-Flintridge, CA 91011
 D: Pre-Survey BIS: 10810, Bob Hope Patriotic Hall, Address: 1816 S FIGUEROA ST, Los Angeles, CA 90015
 E: Survey BIS: 07024, ISD Eastern Ave Complex Vehicle Repair Shops (1 of 4), Address: 1104 N EASTERN AVE, Los Angeles, CA 90063
 F: Survey BIS: 10724 Walt Disney Concert Hall Parking Garage - Lot 16 (5 of 6), Address: 111 S GRAND AVE, Los Angeles, CA 90012
 G: Pre-Survey BIS: 08264, Marshall Canyon Tree Farm, Address: 6550 N STEPHENS RANCH RD, La Verne, CA 91750
 G: Pre-Survey BIS: 08521, Marshall Canyon Golf Course, Address: 6100 N STEPHENS RANCH RD, La Verne, CA 91750

List of Key Project Events during April 2016 (continued)

- 04/26/2016 - A: Pre-Survey BIS: 06874, Gardena Mayme Library, Address: 1731 W GARDENA BLVD, Gardena, CA 90247
A: Pre-Survey BIS: 04363, Lomita Library, Address: 24200 NARBONNE AVE, Lomita, CA 90717
B: Survey BIS: 05701, Civic Center Cogeneration Plant, Address: 301 N BROADWAY, Los Angeles, CA 90012
C: Survey BIS: 04620, Descanso Gardens (2 of 3), Address: 1418 DESCANSO DR , La Canada-Flintridge, CA 91011
D: Pre-Survey BIS: 06431, San Fernando Health Center, Address: 1212 PICO ST, San Fernando, CA 91340
E: Survey BIS: 07024, ISD Eastern Ave Complex Vehicle Repair Shops (2 of 4), Address: 1104 N EASTERN AVE, Los Angeles, CA 90063
F: Survey BIS: 10724 Walt Disney Concert Hall Parking Garage - Lot 16 (6 of 6), Address: 111 S GRAND AVE, Los Angeles, CA 90012
G: Pre-Survey BIS: 08397, Vasquez Rocks Natural Park Area, Address: 10700 W ESCONDIDO CANYON RD, Agua Dulce, CA 91350
G: Pre-Survey BIS: 06741, Acton/Aqua Dulce Library, Address: 33792 CROWN VALLEY RD, Acton, CA 93510
04/27/2016 - A: Pre-Survey BIS: 06850, Leland R Weaver Library, Address: 4035 TWEEDY BLVD, South Gate, CA 90280
A: Pre-Survey BIS: 06888, Lynwood Library, Address: 11320 BULLIS RD, Lynwood, CA 90262
B: Survey BIS: 06770, Hawthorne Library, Address: 12700 S GREVILLEA AVE, Hawthorne, CA 90250
B: Survey BIS: 04243, Lawndale Library, Address: 14615 BURIN AVE, Lawndale, CA 90260
C: Survey BIS: 04620, Descanso Gardens (3 of 3), Address: 1418 DESCANSO DR , La Canada-Flintridge, CA 91011
D: Pre-Survey BIS: 10742, Hall of Justice, Address: 211 W TEMPLE ST, Los Angeles, CA 90012
E: Survey BIS: 07024, ISD Eastern Ave Complex Vehicle Repair Shops (3 of 4), Address: 1104 N EASTERN AVE, Los Angeles, CA 90063
F: Survey BIS: 07615, Alameda Street Garage (1 of 2), Address: 1055 N ALAMEDA ST, Los Angeles, CA 90021
G: Pre-Survey BIS: 08249, Loma Alta Park, Address: 3330 N LINCOLN AVE, Altadena, CA 91001
04/28/2016 - A: Pre-Survey BIS: 08301, Obregon Park, Address: 4021 E 1ST ST, East Los Angeles , CA 90063
B: Survey BIS: 06844, Dr Martin Luther King Jr Library, Address: 17906 S AVALON BLVD, Carson, CA 90746
B: Survey BIS: 06843, Lloyd Taber Marina Del Rey Library, Address: 4533 ADMIRALTY WAY, Marina Del Rey, CA 90292
C: Survey BIS: 06887, Diamond Bar Library, Address: 1061 S GRAND AVE, Diamond Bar, CA 91765
E: Survey BIS: 07024 , ISD Eastern Ave Complex Vehicle Repair Shops (4 of 4), Address: 1104 N EASTERN AVE, Los Angeles, CA 90063
F: Survey BIS: 07615, Alameda Street Garage (2 of 2), Address: 1055 N ALAMEDA ST, Los Angeles, CA 90021
G: Pre-Survey BIS: 08510, Altadena Golf Course, Address: 1456 E MENDOCINO ST, Altadena, CA 91001
G: Pre-Survey BIS: 08174, Farnsworth Recreation Building, Address: 568 E MOUNT CURVE AVE, Altadena, CA 91001

Project Issues and Resolutions

Local Site Cooperation - With an increased frequency of site visits, intradepartmental miscommunication is becoming more frequent. In certain cases, there were sites whose representatives not aware of the impending building assessment. When this occurs, staff are generally unavailable to unlock all doors or may not be able to communicate hidden malfunctions that may otherwise be missed during a rapid visual inspection. In more extreme cases, certain sites are not at all aware of the County's Deferred Maintenance Program, and have reacted with uncooperative or slightly hostile attitudes towards the surprise visit of the assessment teams. One possible resolution identified is for the field teams to be introduced by a trusted County employee, such as an ISD employee.

Site Escorts and Safety - The safety of the assessment teams is one related issue worth mentioning separately. County escorts at sites like co-generation plants are indispensable to ensuring personnel safety. For instance, the assessment at the Civic Center Co-generation Plant was suspended when unknown types of steam leaks and chemicals were encountered. Without available guidance, the team was required to stop its work for the day. This site will be rescheduled after a dedicated meeting takes place to coordinate and balance the staff's availability with the duration of the assessment.

Seasonality and Scheduling - Two upcoming departments; Parks and Recreation and Beaches and Harbors, have particularly intense workloads during the summer. However, to fully realize the schedule acceleration effort (discussed in the March monthly report), these sites must continue to allow access to the assessment teams. Meetings with each department's maintenance managers have allowed a very fine-tuned scheduling strategy that may be applied to each departmental region.

Roof Inaccessibility - In the previous month's report it was noted that weather prevented teams from accessing certain roofs. These sites will be revisited over the next few months to complete the assessments of these vital building systems.

Website Updates - AECOM's web developers have completed a significant phase of design development. AECOM is soliciting feedback from CEO and ISD leaders as to how the data reporting may be tweaked for optimized use (graphic user interface) and building research in the long-term. Once these refinements are implemented, instructional materials and data documentation will begin.

Project Expectations for May 2016

- All field teams will continue to conduct building surveys four days a week, other than the pre-survey teams performing pre-assessments for the Parks and Recreation department. These pre-assessment teams will be in the field only three days a week so that they have an extra day to draw and prepare floorplans.
- The 7th field team, Team G, will begin conducting pre-surveys on May 12.
- The 8th field team, Team H will be delayed or cancelled due to a more limited schedule for Beaches and Harbors than originally expected.
- Team F, the parking garage team, will complete the assessment of the final in-scope parking garage in mid-May (excluding BLS 10767, which has already had structural assessments done—this is to be assessed in June).
- Assessment teams will begin to assess Beaches and Harbors sites in the middle of May.

Anticipated Schedule Adjustments for May 2016

Fairly significant adjustments are expected to be made to upcoming Beaches and Harbors sites. These revisions are due to inaccuracies in the County's legacy BDR records. However, a project meeting with Beaches and Harbors in early May should result in updated property information. In addition, Beaches and Harbors will put forward an assessment sequencing strategy based on their best maintenance practices.

Anticipated Project Events during May 2016

05/02/2016 - A: Pre-survey BIS: 10925, Claude Hudson Comprehensive Health Center Clinic (Follow-Up), Address: 2916 S HOPE ST, Los Angeles, CA 90007

B: Survey BIS: 08065, Alondra Golf Course, Address: 16400 S PRAIRIE AVE, Lawndale, CA 90260

C: Survey BIS: 00780, 00791, 00792, Maclaren's Children's Center (1 of 6), Address: 4024 N DURFEE AVE, El Monte, CA 91732

D: Pre-survey BIS: 04163, Malibu Library, Address: 23555 W CIVIC CENTER WAY, Malibu, CA 90265

D: Pre-survey BIS: 04162, Malibu Admin Center, Address: 23523 W CIVIC CENTER WAY, Malibu, CA 90265

E: Survey BIS: 07023, ISD Eastern Avenue Complex Crafts Shops/Warehouse (1 of 4), Address: 1102 N EASTERN AVE, Los Angeles, CA 90063

F: Survey BIS: 00859, Arraignment Court Lot 75 Parking Structure (1 of 3), Address: 429 BAUCHET ST, Los Angeles, CA 90012

05/03/2016 - A: Pre-survey BIS: 06824, Pico Rivera Library, Address: 9001 MINES AVE, Pico Rivera, CA 90660

A: Pre-survey BIS: 06827, Rivera Library, Address: 7828 S SERAPIS AVE, Pico Rivera, CA 90660

B: Survey BIS: 06756, El Monte Library, Address: 3224 TYLER AVE, El Monte, CA 91731

B: Survey BIS: 06754, South El Monte Library, Address: 1430 N CENTRAL AVE, South El Monte, CA 91733

C: Survey BIS: 00780, 00791, 00792, Maclaren's Children's Center (2 of 6), Address: 4024 N DURFEE AVE, El Monte, CA 91732

D: Pre-survey BIS: 08369, Sorensen Park, Address: 11419 ROSEHEDGE DR, Whittier, CA 90606

E: Survey BIS: 07023, ISD Eastern Avenue Complex Crafts Shops/Warehouse (2 of 4), Address: 1102 N EASTERN AVE, Los Angeles, CA 90063

F: Survey BIS: 00859, Arraignment Court Lot 75 Parking Structure (2 of 3), Address: 429 BAUCHET ST, Los Angeles, CA 90012

05/04/2016 - A: Pre-survey BIS: 06723, Anthony Quinn Library, Address: 3965 E CESAR CHAVEZ AVE, East Los Angeles, CA 90063

A: Pre-survey BIS: 06748, East Los Angeles Library, Address: 4837 E 3RD ST, Los Angeles, CA 90022

B: Survey BIS: 00091, County Records Center (1 of 2), Address: 222 N HILL ST, Los Angeles, CA 90012

C: Survey BIS: 00780, 00791, 00792, Maclaren's Children's Center (3 of 6), Address: 4024 N DURFEE AVE, El Monte, CA 91732

D: Pre-survey BIS: 08090, Belvedere Park and Proposition A Field Office, Address: 4914 E CESAR CHAVEZ AVE, East Los Angeles, CA 90022

E: Survey BIS: 07023, ISD Eastern Avenue Complex Crafts Shops/Warehouse (3 of 4), Address: 1102 N EASTERN AVE, Los Angeles, CA 90063

F: Survey BIS: 00859, Arraignment Court Lot 75 Parking Structure (3 of 3), Address: 429 BAUCHET ST, Los Angeles, CA 90012

05/05/2016 - A: Pre-survey BIS: 06860, Temple City Library, Address: 5939 GOLDEN WEST AVE, Temple City, CA 91780

A: Pre-survey BIS: 06838, San Gabriel Library, Address: 500 S DEL MAR AVE, San Gabriel, CA 91776

B: Survey BIS: 00091, County Records Center (2 of 2), Address: 222 N HILL ST, Los Angeles, CA 90012

C: Survey BIS: 00780, 00791, 00792, Maclaren's Children's Center (4 of 6), Address: 4024 N DURFEE AVE, El Monte, CA 91732

D: Pre-survey BIS: 10230, ISD Eastern Avenue Complex Telecom Branch Building, Address: 1110 N EASTERN AVE, Los Angeles, CA 90063

D: Pre-survey BIS: 10234, Telecom Butler Building, Address: 1112 N EASTERN AVE, Los Angeles, CA 90063

D: Pre-survey BIS: 10903, Telecom Drafting Trailer, Address: 1110 N EASTERN AVE, Los Angeles, CA 90063

E: Survey BIS: 07023, ISD Eastern Avenue Complex Crafts Shops/Warehouse (4 of 4), Address: 1102 N EASTERN AVE, Los Angeles, CA 90063

F: Survey BIS: 00701, Los Padrinos Parking Structure, Address: 7281 E QUILL DR, Downey, CA 90242

05/09/2016 - A: Pre-survey BIS: 00322, Medical Examiner-Coroner, Address: 1102 N MISSION RD, Los Angeles, CA 90033

B: Survey BIS: 06431, San Fernando Health Center, Address: 1212 PICO ST, San Fernando, CA 91340

C: Survey BIS: 00780, 00791, 00792, Maclaren's Children's Center (5 of 6), Address: 4024 N DURFEE AVE, El Monte, CA 91732

D: Pre-survey BIS: 08570, Washington Golf Course, Address: 1930 W 120TH ST, Los Angeles, CA 90047

E: Survey BIS: 07022, ISD Administrative Headquarters (1 of 2), Address: 1100 N EASTERN AVE, Los Angeles, CA 90063

Anticipated Project Events during May 2016 (continued)

- F: Survey BIS: 10741, Hall of Justice Parking Garage (1 of 2), Address: 211 W TEMPLE ST, Los Angeles, CA 90012
- 05/10/2016 - A: Pre-survey BIS: 10421, Harry Hufford Registrar-Recorder/Co Clerk (1 of 3), Address: 12400 E IMPERIAL HWY, Norwalk, CA 90650
- B: Survey BIS: 06842, Rosemead Library, Address: 8800 VALLEY BLVD, Rosemead, CA 91770
- C: Survey BIS: 00780, 00791, 00792, Maclaren’s Children’s Center (6 of 6), Address: 4024 N DURFEE AVE, El Monte, CA 91732
- D: Pre-survey BIS: 08267, Mayberry Park, Address: 13201 E MEYER RD, Whittier, CA 90605
- E: Survey BIS: 07022, ISD Administrative Headquarters (2 of 2), Address: 1100 N EASTERN AVE, Los Angeles, CA 90063
- F: Survey BIS: 10741, Hall of Justice Parking Garage (2 of 2), Address: 211 W TEMPLE ST, Los Angeles, CA 90012
- 05/11/2016 - A: Pre-survey BIS: 10421, Harry Hufford Registrar-Recorder/Co Clerk (2 of 3), Address: 12400 E IMPERIAL HWY, Norwalk, CA 90650
- B: Survey BIS: 06874, Gardena Mayme Dear Library, Address: 1731 W GARDENA BLVD, Gardena, CA 90247
- C: Survey BIS: 08301, Obregon Park, Address: 4021 E 1ST ST, East Los Angeles, CA 90063
- D: Pre-survey BIS: 08082, Eastside Eddie Heredia Boxing Club, Address: 5127 E OLYMPIC BLVD, East Los Angeles, CA 90022
- E: Survey BIS: 10230, ISD Eastern Avenue Complex Telecom Branch Building, Address: 1110 N EASTERN AVE, Los Angeles, CA 90063
- F: Survey BIS: 06320, Fire Pacoima (1 of 8), Address: 12605 OSBORNE ST, Pacoima, CA 91331
- 05/12/2016 - A: Pre-survey BIS: 10421 Harry Hufford Registrar-Recorder/Co Clerk (3 of 3), Address: 12400 E IMPERIAL HWY, Norwalk, CA 90650
- B: Survey BIS: 03728, Huntington Park Library, Address: 6518 MILES AVE, Huntington Park, CA 90255
- C: Survey BIS: 01077, ISD Millwright Shop, Address: 45000 N 60TH ST W, Lancaster, CA 93536
- C: Survey BIS: 01078, ISD Vehicle Repair, Shop, Address: 45000 N 60TH ST W, Lancaster, CA 93536
- D: Pre-survey BIS: 08231, Ruben Salazar Park, Address: 3864 E WHITTIER BLVD, East Los Angeles, CA 90023
- E: Survey BIS: 10234, ISD Eastern Avenue Complex Telecom Butler Building, Address: 1112 N EASTERN AVE, Los Angeles, CA 90063
- E: Survey BIS: 10895, Operations Center, Address: 1104 N EASTERN AVE, Los Angeles ,CA 90063
- E: Survey BIS: 10903, Telecom Drafting Trailer, Address: 1110 N EASTERN AVE, Los Angeles, CA 90063
- F: Survey BIS: 06320, Fire Pacoima (2 of 8), Address: 12605 OSBORNE ST, Pacoima, CA 91331
- G: Pre-survey BIS: 03628, Clifton M Brakensiek Library, Address: 9945 E FLOWER ST, Bellflower, CA 90706
- G: Pre-survey BIS: 06704, Norwalk Library, Address: 12350 E IMPERIAL HWY, Norwalk ,CA 90650
- H: Pre-survey BIS: 08228, Ladera Park, Address: 6027 LADERA PARK AVE. Los Angeles, CA 90056
- 05/16/2016 - A: Pre-survey BIS: 08336, Bonelli Regional Park (1 of 4), Address: 120 VIA VERDE, San Dimas, CA 91773
- B: Survey BIS: 10925, Claude Hudson Comprehensive Health Center, Address: 2901 S HOPE ST, Los Angeles, CA 90007
- C: Survey BIS: 10810, Bob Hope Patriotic Hall (1 of 3), Address: 1816 S FIGUEROA ST, Los Angeles, CA 90015
- D: Pre-survey BIS: 05701, Civic Center Cogeneration Plant (1 of 2) (Follow-up), Address: 301 N BROADWAY, Los Angeles, CA 90012
- E: Survey BIS: 07025, ISD Eastern Avenue Complex Fueling Station, Address: 1104 N EASTERN AVE, Los Angeles, CA 90063
- E: Survey BIS: 07029, ISD Eastern Avenue Complex Special Crafts Building, Address: 1106 N EASTERN AVE, Los Angeles, CA 90063
- F: Survey BIS: 06320, Fire Pacoima (3 of 8), Address: 12605 OSBORNE ST, Pacoima, CA 91331
- G: Pre-survey BIS: 08702 and 08728, Redondo Beach (1 of 2), Address: 1100 S ESPLANADE AVE, Redondo Beach, CA 90277
- H: Pre-Survey BIS: 04500, Arboretum of Los Angeles County (1 of 3), Address: 301 N BALDWIN AVE, Arcadia, CA 91007
- 05/17/2016 - A: Pre-survey BIS: 08336 , Bonelli Regional Park (2 of 4), Address: 120 VIA VERDE, San Dimas, CA 91773
- B: Survey BIS: 06846, Sorensen Library, Address: 6934 BROADWAY AVE, Whittier, CA 90606
- B: Survey BIS: 10530, Los Nietos Library, Address: 11640-44 SLAUSON AVE. Santa Fe Springs, CA 90606
- C: Survey BIS: 10810, Bob Hope Patriotic Hall, BIS: 10810 (2 of 3), Address: 1816 S FIGUEROA ST, Los Angeles, CA 90015
- D: Pre-survey BIS: 05701, Civic Center Cogeneration Plant (2 of 2) (Follow-up), Address: 301 N BROADWAY, Los Angeles, CA 90012

Anticipated Project Events during May 2016 (continued)

E: Survey BIS: 10742, Hall of Justice (1 of 8), Address: 211 W TEMPLE ST, Los Angeles, CA 90012
F: Survey BIS: 06320, Fire Pacoima (4 of 8), Address: 12605 OSBORNE ST, Pacoima, CA 91331
G: Pre-survey BIS: 08702 and 08728, Redondo Beach (2 of 2), Address: 1100 S ESPLANADE AVE, Redondo Beach, CA 90277
H: Pre-survey BIS: 04500, Arboretum of Los Angeles County (2 of 3), Address: 301 N BALDWIN AVE, Arcadia, CA 91007
05/18/2016 - A: Pre-survey BIS: 08336, Bonelli Regional Park (3 of 4), Address: 120 VIA VERDE, San Dimas, CA 91773
B: Survey BIS: 06850, Leland R Weaver Library, Address: 4035 TWEEDY BLVD, South Gate, CA 90280
C: Survey BIS: 10810, Bob Hope Patriotic Hall (3 of 3), Address: 1816 S FIGUEROA ST, Los Angeles, CA 90015
D: Pre-Survey BIS: 06828, Montebello Library, Address: 1550 W BEVERLY BLVD, Montebello, CA 90640
D: Pre-Survey BIS: 06708, El Camino Real Library, Address: 4264 E WHITTIER BLVD, East Los Angeles, CA 90023
E: Survey BIS: 10742, Hall of Justice (2 of 8), Address: 211 W TEMPLE ST, Los Angeles, CA 90012
F: Survey BIS: 06320, Fire Pacoima (5 of 8), Address: 12605 OSBORNE ST, Pacoima, CA 91331
G: Pre-survey BIS: 08752, Beaches and Harbors Warehouse, Address: 516 N BROADWAY, Redondo Beach, CA 90277
H: Pre-Survey BIS: 04500, Arboretum of Los Angeles County (3 of 3), Address: 301 N BALDWIN AVE, Arcadia, CA 91007
05/19/2016 - A: Pre-survey BIS: 08336, Bonelli Regional Park (4 of 4), Address: 120 VIA VERDE, San Dimas, CA 91773
B: Survey BIS: 06838, San Gabriel Library, Address: 500 S DEL MAR AVE, San Gabriel, CA 91776
B: Survey BIS: 06860, Temple City Library, Address: 5939 GOLDEN WEST AVE, Temple City, CA 91780
C: Survey BIS: 04162, Malibu Library, Address: 23523 W CIVIC CENTER WAY, Malibu, CA 90265
C: Survey BIS: 04163, Malibu Admin Center, Address: 23555 W CIVIC CENTER WAY, Malibu, CA 90265
D: Pre-survey BIS: 08066, Alondra Community Regional Park, Address: 3535 REDONDO BEACH BLVD, Lawndale, CA 90260
E: Survey BIS: 10742, Hall of Justice (3 of 8), Address: 211 W TEMPLE ST, Los Angeles, CA 90012
F: Survey BIS: 06320, Fire Pacoima (6 of 8), Address: 12605 OSBORNE ST, Pacoima, CA 91331
G: Pre-survey BIS: 08839, Dockweiler Youth Center, Address: 12505 VISTA DEL MAR, Playa Del Rey, CA 90293
G: Pre-survey BIS: 09895, Auto Park - Bluff Lot, Address: 12203 VISTA DEL MAR, Playa Del Rey, CA 90293
H: Pre-Survey BIS: 08073 and 05672, Arcadia Park, Address: 405 S SANTA ANITA AVE, Arcadia, CA 91007
05/20/2016 - E: Survey BIS: 10742, Hall of Justice (4 of 8), Address: 211 W TEMPLE ST, Los Angeles, CA 90012
05/23/2016 - A: Pre-survey BIS: 08105, Deane Dana Friendship Park, Address: 1805 W 9TH ST, San Pedro, CA 90732
B: Survey BIS: 08228, Ladera Park, Address: 6027 LADERA PARK AVE, Los Angeles, CA 90056
C: Survey BIS: 04500, Arboretum of Los Angeles County (1 of 4), Address: 301 N BALDWIN AVE, Arcadia, CA 91007
D: Pre-survey BIS: 10767, DPSS Civic Center Parking Structure, Address: 321 S HEWITT ST, Los Angeles, CA 90013
E: Survey BIS: 10742, Hall of Justice (5 of 8), Address: 211 W TEMPLE ST, Los Angeles, CA 90012
F: Survey BIS: 06320, Fire Pacoima (7 of 8), Address: 12605 OSBORNE ST, Pacoima, CA 91331
G: Pre-survey BIS: 08840, Dockweiler Beach (1 of 4), Address: 8255 VISTA DEL MAR, Playa Del Rey, CA 90293
H: Pre-Survey BIS: 08153, Victoria Golf Course, Address: 348 E 192ND ST, Carson, CA 90745
05/24/2016 - A: Pre-survey BIS: 08154, Victoria Community Regional Park, Address: 419 E 192ND ST, Carson, CA 90746
B: Survey BIS: 06824, Pico Rivera Library, Address: 9001 MINES AVE, Pico Rivera, CA 90660
B: Survey BIS: 06827, Rivera Library, Address: 7828 S SERAPIS AVE, Pico Rivera, CA 90660
C: Survey BIS 04500, Arboretum of Los Angeles County (2 of 4), Address: 301 N BALDWIN AVE, Arcadia, CA 91007
D: Pre-survey BIS: 08513, Diamond Bar Golf Course, Address: 22751 E GOLDEN SPRINGS DR, Diamond Bar, CA 91765
E: Survey BIS: 10742, Hall of Justice (6 of 8), Address: 211 W TEMPLE ST, Los Angeles, CA 90012
F: Survey BIS: 06320, Fire Pacoima (8 of 8), Address: 12605 OSBORNE ST, Pacoima, CA 91331
G: Pre-survey BIS: 08840, Dockweiler Beach (2 of 4), Address: 8255 VISTA DEL MAR, Playa Del Rey, CA 90293
H: Pre-Survey BIS: 08510, Altadena Golf Course, Address: 1456 E MENDOCINO ST, Altadena, CA 91001

Anticipated Project Events during May 2016 (continued)

- H: Pre-survey BIS: 08174, Farnsworth Recreation Building, Address: 568 E MOUNT CURVE AVE, Altadena, CA 91001
- 05/25/2016 - A: Pre-survey BIS: 04580, South Coast Botanic Gardens, Address: 26300 CRENSHAW BLVD, Palos Verdes Est, CA 90274
- B: Survey BIS: 06748, East Los Angeles Library, Address: 4837 E 3RD ST, Los Angeles, CA 90022
- B: Survey BIS: 06723, Anthony Quinn Library, Address: 3965 E CESAR CHAVEZ AVE, East Los Angeles, CA 90063
- C: Survey BIS: 04500, Arboretum of Los Angeles County (3 of 4), Address: 301 N BALDWIN AVE, Arcadia, CA 91007
- D: Pre-survey BIS: 08540, Lakewood Golf Course, Address: 3101 E CARSON ST, Lakewood, CA 90712
- E: Survey BIS: 10742, Hall of Justice (7 of 8), Address: 211 W TEMPLE ST, Los Angeles, CA 90012
- F: Survey BIS: 08752, Beaches and Harbors Warehouse, Address: 516 N BROADWAY, Redondo Beach ,CA 90277
- G: Pre-survey BIS: 08840, Dockweiler Beach (3 of 4), Address: 8255 VISTA DEL MAR, Playa Del Rey, CA 90293
- H: Pre-Survey BIS: 08249, Loma Alta Park, Address: 3330 N LINCOLN AVE, Altadena, CA 91001
- 05/26/2016 - A: Pre-survey BIS: 08246, Lennox Park, Address: 10828 S CONDON AVE, Lennox ,CA 90304
- B: Survey BIS: 06704, Norwalk Library, Address: 12350 E IMPERIAL HWY, Norwalk, CA 90650
- C: Survey BIS: 04500, Arboretum of Los Angeles County (4 of 4), Address: 301 N BALDWIN AVE, Arcadia, CA 91007
- D: Pre-survey BIS: 08553, Los Verdes Golf Course, Address: 7000 W LOS VERDES DR, Rancho Palos Verdes, CA 90275
- E: Survey BIS: 10742, Hall of Justice (8 of 8), Address: 211 W TEMPLE ST, Los Angeles, CA 90012
- F: Survey BIS: 08839, Dockweiler Youth Center, Address: 12505 VISTA DEL MAR, Playa Del Rey, CA 90293
- F: Survey BIS: 09895, Auto Park - Bluff Lot, Address: 12203 VISTA DEL MAR, Playa Del Rey, CA 90293
- G: Pre-survey BIS: 08840, Dockweiler Beach (4 of 4), Address: 8255 VISTA DEL MAR, Playa Del Rey, CA 90293
- H: Pre-Survey BIS: 08264, Marshall Canyon Tree Farm, Address: 6550 N STEPHENS RANCH RD, La Verne, CA 91750
- H: Pre-Survey BIS: 08521, Marshall Canyon Golf Course, Address: 6100 N STEPHENS RANCH RD, La Verne, CA 91750
- 05/31/2016 - A: Pre-survey BIS: 08358, San Dimas Canyon Park and Nature Center, Address: 1628 N SYCAMORE CANYON RD, San Dimas, CA 91773
- B: Survey BIS: 03628, Clifton M Brakensiek Library, Address: 9945 E FLOWER ST, Bellflower, CA 90706
- C: Survey BIS: 08082, Eastside Eddie Heredia Boxing Club, Address: 5127 E OLYMPIC BLVD, East Los Angeles, CA 90022
- D: Pre-survey BIS: 08530, Knollwood Golf Course, Address: 12040 BALBOA BLVD, Granada Hills, CA 91344
- E: Survey BIS: 06828, Montebello Library, Address: 1550 W BEVERLY BLVD, Montebello, CA 90640
- F: Survey BIS: 08231, Ruben Salazar Park, Address: 3864 E WHITTIER BLVD, East Los Angeles, CA 90023
- G: Pre-survey BIS: 08858, Lifeguard Ops Division Headquarters, Address: 2300 OCEAN FRONT WALK, Venice, CA 90291
- G: Pre-survey BIS: 08850, Venice Beach, Address: 200 OCEAN FRONT WALK, Venice, CA 90291
- H: Pre-Survey BIS: 03705, Via Dolce Service Yard, Address: 600 E BROADWAY, Glendale, CA 91205



County of Los Angeles

Deferred Maintenance Program Services Monthly Progress Report - May 2016

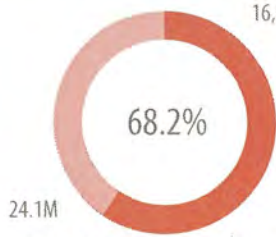


Report Contents

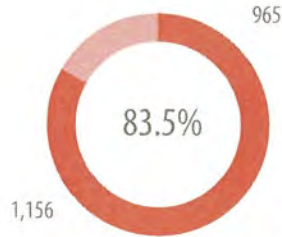
1. Overall Project Snapshot
2. Executive Summary - May 2016
3. Monthly Details - May 2016
4. Issues and Resolutions
5. Next Month's Schedule Outlook

Overall Project Snapshot

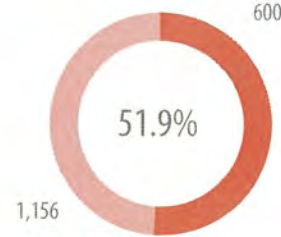
Contract Start Date:	17 October 2014	Contract Value:	\$13,500,115
Estimated Completion Date:	16 October 2017	Contract Square Footage:	24,074,131 SF
Contract End Date:	16 October 2017	Contract Number of Bldgs:	1,156



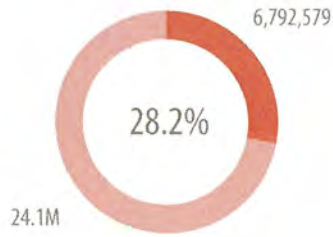
Total Square Footage Assessed



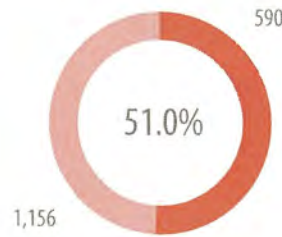
Count of Buildings Assessed



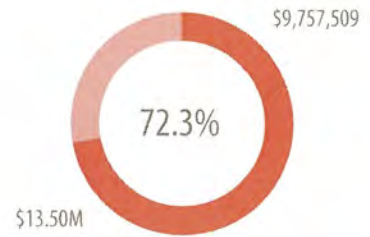
Count of Buildings Completed Project Builder



Square Footage Completed Project Costing



Count of Buildings Completed Project Costing

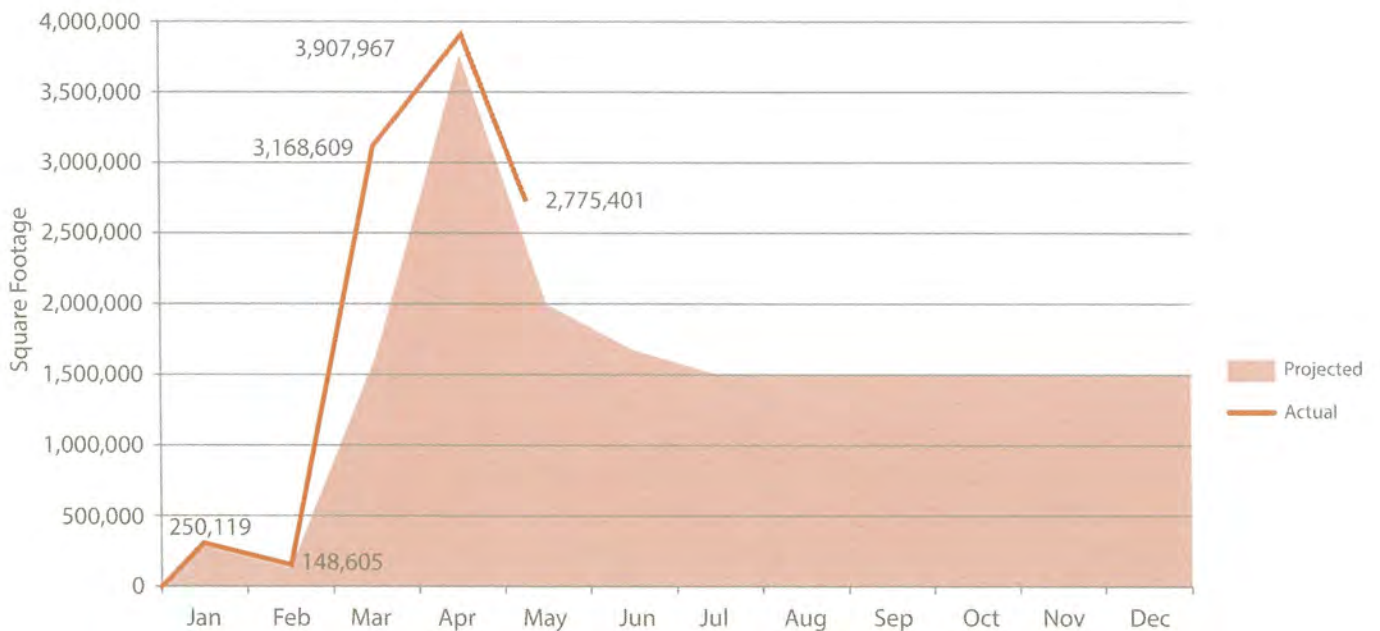


Invoiced Amount to Date

Current Status of All Project Phases (Number of Buildings)

1) Staging:	235	4) Preliminary Analysis:	195	7) Project Approval:	590
2) Pre-Assessment:	285	5) Project Building:	214	8) Capital Planning:	0
3) Assessment:	182	6) Project Costing:	10		

Assessment Progress Tracking - Completed New Assessments



Executive Summary - May 2016

During the month of May, field teams completed assessments for over 2.5 million square feet in nearly 90 buildings. This square footage, while less than last month, is much higher than the average across the life of the Deferred Maintenance Program. The reduction is mainly due to the smaller building size compared to last month, which included numerous large parking garages. The field teams visited a wide variety of sites belonging to a mix of departments. Building types assessed included libraries, child centers, office buildings and warehouses.

Compared Monthly Statistics - May 2016

Square Feet Assessed

Last Month:	3,896,984
This Month:	2,775,401
Next Month (Projected):	671,582

Dollars Invoiced

Last Month:	\$1,174,633
This Month:	\$1,957,499

Count of Buildings Assessed

Last Month:	101
This Month:	89
Next Month (Projected):	95

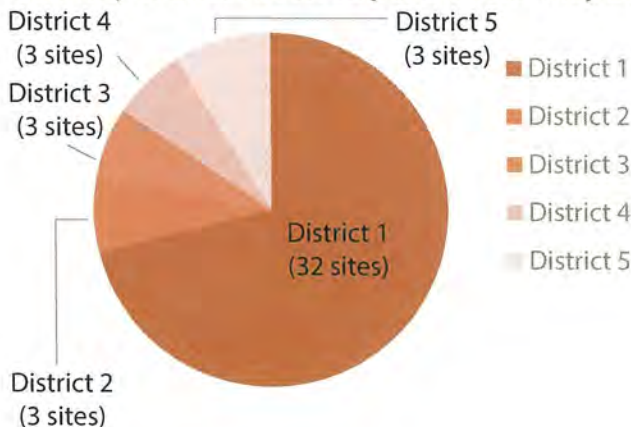
No. Departments Assessed

Last Month:	8
This Month:	7
Next Month (Projected):	4

Summary of Deferred Maintenance Costs to Date

The County has requested an ongoing total estimate for the cost of corrective actions as part of this monthly project report. Currently, only buildings within the Project Approval phase have associated costs, which total \$109.5 million. This figure is for approximately 589 buildings totaling 6.7 million gross square feet. Please note that these projects have not yet been formally approved by County project staff, and are for informational (non-budgetary) purposes only. Furthermore, cost estimates to replace building systems near the end of their service life are not included in the above figure. The service life expiration date and replacement costs that are recorded for each barcoded building system will be included as part of the total deferred maintenance cost in subsequent updates.

Quantity of Sites Assessed per District - May 2016



Monthly Key Statistics - May 2016

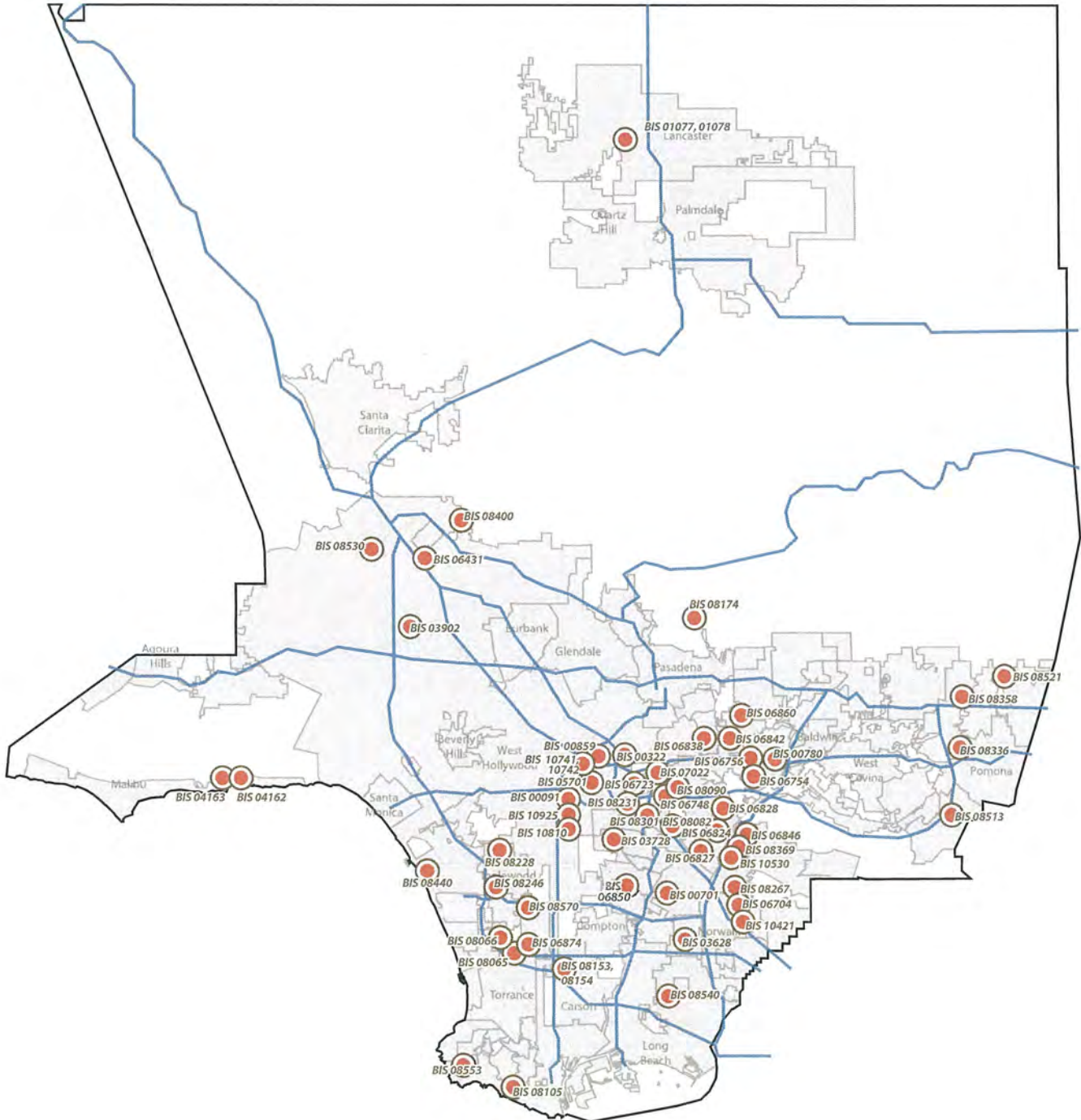
Total GSF:	2,775,401
Total Building Count:	89
Quantity of Departments:	7
Quantity of Deficiencies:	2,484
Quantity of Barcodes:	3,111
Dollars Invoiced:	\$1,957,499
Percent Completed:	14.5%

List of Assessed Sites - May 2016

#	Date	Department	BIS	Site Name	LACO	GSF	Deficiency Quantity	Barcode Quantity
1	05/02/16	Parks and Recreation	08065	Alondra Golf Course	X999, 6698, X999-1, X999-2, 6698-1, 6698-2, 6698-3, 6698-4	26,881	88	84
2	05/02/16	Children and Family Services	00780, 00791, 00792	Maclaren's Children's Center	6144, 6145, 6146, 6146-1, 6147, 6148, 6149, 6150, 6151, 6152, T680, Y557	164,390	135	248
3	05/02/16	Internal Services Department	07023	ISD Eastern Avenue Complex Craft Shops/ Warehouse	5864	167,584	158	324
4	05/02/16	Internal Services Department	00859	Arraignment Court Lot 75 Parking Structure	6521	384,756	131	25
5	05/03/16	Public Library	06756	El Monte Library	Y246	11,906	23	29
6	05/03/16	Public Library	06754	South El Monte Library	Y212	6,416	12	27
7	05/04/16	Chief Executive Office	00091	County Records Center	3153	99,945	238	134
8	05/05/16	Probation	00701	Los Padrinos Parking Structure	L629	31,044	46	1
9	05/09/16	Health Services	06431	San Fernando Health Center	0246	22,144	61	47
10	05/10/16	Internal Services Department	07022	ISD Administrative Headquarters	5863	80,309	42	136
11	05/10/16	Public Library	06842	Rosemead Library	5329	29,860	47	48
12	05/11/16	Internal Services Department	10230	ISD Eastern Avenue Complex Telecom Branch Building	5870, 5870-1	38,342	32	102
13	05/11/16	Chief Executive Office	10741	Hall of Justice Parking Garage	0101-1	352,270	103	88
14	05/11/16	Public Library	06874	Gardena Mayme Dear Library	5161	14,122	60	42
15	05/11/16	Parks and Recreation	08301	Obregon Park	5383, 5618, 6246, 6450	19,733	34	60
16	05/12/16	Internal Services Department	10234	ISD Eastern Ave Complex Telecom Butler Building	X155	4,960	13	10
17	05/12/16	Internal Services Department	10903	ISD Eastern Ave Complex Telecom Drafting Trailer	T520	550	2	3
18	05/12/16	Internal Services Department	10895	ISD Departmental Operations Center	T577	1,989	30	10
19	05/12/16	Public Library	03728	Huntington Park Library	5466	33,482	93	52
20	05/12/16	Internal Service Department	01077	ISD Millwright Shop	Y513	4,500	7	15
21	05/12/16	Internal Service Department	01078	ISD Vehicle Repair Shop	3641	10,301	18	28
22	05/16/16	Internal Service Department	07025	ISD Eastern Avenue Complex Fueling Station	Y664	3,750	10	10

#	Date	Department	BIS	Site Name	LACO	GSF	Deficiency Quantity	Barcode Quantity
23	05/16/16	ISD Eastern Avenue Complex	07029	ISD Eastern Avenue Complex Special Crafts Building	Y458	13,260	39	26
24	05/17/16	Public Library	06846	Sorensen Library	3726	10,655	11	34
25	05/17/16	Public Library	10530	Los Nietos Library	Y300	16,374	79	27
26	05/17/16	Chief Executive Office	10742	Hall of Justice	0101	570,811	154	661
27	05/18/16	Chief Executive Office	10810	Bob Hope Patriotic Hall	0107	115,686	25	167
28	05/18/16	Public Library	06850	Leland R Weaver Library	5934	19,461	30	38
29	05/19/16	Public Library	06838	San Gabriel Library	5460	13,718	59	58
30	05/19/16	Public Library	06860	Temple City Library	5200	12,182	45	36
31	05/19/16	Chief Executive Office	04162	Malibu Library	5681	16,449	1	29
32	05/19/16	Chief Executive Office	04163	Malibu Admin Center	5682, 5682-1	36,400	71	74
33	05/23/16	Parks and Recreation	08228	Ladera Park	1521, 1521-1, 1521-2, 1521-3, 1521-4, 1521-5, 1521-6	5769	64	42
34	05/24/16	Public Library	06824	Pico Rivera Library	4983	17,990	25	44
35	05/24/16	Public Library	06827	Rivera Library	5641	6,724	52	30
36	05/24/16	Parks and Recreation	08231	Ruben Salazar Park	0873, 4810, 5147, 5747, 0873-1, 0873-2, 4810-1, 5148	28,192	38	71
37	05/25/16	Parks and Recreation	08267	Mayberry Park	4077, 5666, 6343, 6343-1, 6343-2, 6343-3, 6343-4, 6343-5, 6343-6.	25,118	38	56
38	05/25/16	Public Library	06748	East Los Angeles Library	0522	26,509	68	45
39	05/25/16	Public Library	06723	Anthony Quinn Library	X707	7,275	32	17
40	05/26/16	Public Library	06704	Norwalk Library	5368, 5368-1	34,049	148	63
41	05/31/16	Parks and Recreation	08082	Eastside Eddie Heredia Boxing Club	4129	7,481	53	20
42	05/31/16	Public Library	03628	Clifton Brakensiek Library	6444	20,160	6	17
43	05/31/16	Public Library	06828	Montebello Library	5395	50,530	63	33
Totals					45 Buildings	2,564,027	2484	3111

Map of Sites Visited (Assessment and Pre-assessment) - May 2016



Schedule Adjustments - May 2016

Schedule adjustments made during May affected the following sites:

Project Cancellations:

- Juvenile Tech Support (BIS 01000)

Rescheduled Sites:

- Chester Washington Golf Course (BIS 08570)
- Marshall Canyon Tree Farm (BIS 08264)
- Altadena Golf Course (BIS 08510)
- Arboretum of Los Angeles County (BIS 04500)
- Valleydale Park (BIS 08396)
- Harry Hufford Registrar - Recorder County Clerk (BIS 10421)
- Whittier Narrows Golf Course (BIS 08580)

List of Key Project Events during May 2016

05/02/2016 - A: Pre-survey BIS: 10925, Claude Hudson Comprehensive Health Center Clinic (Follow-Up), Address: 2916 S HOPE ST, Los Angeles, CA 90007

B: Survey BIS: 08065, Alondra Golf Course, Address: 16400 S PRAIRIE AVE, Lawndale, CA 90260

C: Survey BIS: 00780, 00791, 00792, Maclaren's Children's Center (1 of 6), Address: 4024 N DURFEE AVE, El Monte, CA 91732

D: Pre-survey BIS: 04163, Malibu Library, Address: 23555 W CIVIC CENTER WAY, Malibu, CA 90265

D: Pre-survey BIS: 04162, Malibu Admin Center, Address: 23523 W CIVIC CENTER WAY, Malibu, CA 90265

E: Survey BIS: 07023, ISD Eastern Avenue Complex Crafts Shops/Warehouse (1 of 4), Address: 1102 N EASTERN AVE, Los Angeles, CA 90063

F: Survey BIS: 00859, Arraignment Court Lot 75 Parking Structure (1 of 3), Address: 429 BAUCHET ST, Los Angeles, CA 90012

05/03/2016 - A: Pre-survey BIS: 06824, Pico Rivera Library, Address: 9001 MINES AVE, Pico Rivera, CA 90660

A: Pre-survey BIS: 06827, Rivera Library, Address: 7828 S SERAPIS AVE, Pico Rivera, CA 90660

B: Survey BIS: 06756, El Monte Library, Address: 3224 TYLER AVE, El Monte, CA 91731

B: Survey BIS: 06754, South El Monte Library, Address: 1430 N CENTRAL AVE, South El Monte, CA 91733

C: Survey BIS: 00780, 00791, 00792, Maclaren's Children's Center (2 of 6), Address: 4024 N DURFEE AVE, El Monte, CA 91732

D: Pre-survey BIS: 08369, Sorensen Park, Address: 11419 ROSEHEDGE DR, Whittier, CA 90606

E: Survey BIS: 07023, ISD Eastern Avenue Complex Crafts Shops/Warehouse (2 of 4), Address: 1102 N EASTERN AVE, Los Angeles, CA 90063

F: Survey BIS: 00859, Arraignment Court Lot 75 Parking Structure (2 of 3), Address: 429 BAUCHET ST, Los Angeles, CA 90012

05/04/2016 - A: Pre-survey BIS: 06723, Anthony Quinn Library, Address: 3965 E CESAR CHAVEZ AVE, East Los Angeles, CA 90063

A: Pre-survey BIS: 06748, East Los Angeles Library, Address: 4837 E 3RD ST, Los Angeles, CA 90022

B: Survey BIS: 00091, County Records Center (1 of 2), Address: 222 N HILL ST, Los Angeles, CA 90012

C: Survey BIS: 00780, 00791, 00792, Maclaren's Children's Center (3 of 6), Address: 4024 N DURFEE AVE, El Monte, CA 91732

D: Pre-survey BIS: 08090, Belvedere Park and Proposition A Field Office, Address: 4914 E CESAR CHAVEZ AVE, East Los Angeles, CA 90022

E: Survey BIS: 07023, ISD Eastern Avenue Complex Crafts Shops/Warehouse (3 of 4), Address: 1102 N EASTERN AVE, Los Angeles, CA 90063

F: Survey BIS: 00859, Arraignment Court Lot 75 Parking Structure (3 of 3), Address: 429 BAUCHET ST, Los Angeles, CA 90012

05/05/2016 - A: Pre-survey BIS: 06860, Temple City Library, Address: 5939 GOLDEN WEST AVE, Temple City, CA 91780

A: Pre-survey BIS: 06838, San Gabriel Library, Address: 500 S DEL MAR AVE, San Gabriel, CA 91776

List of Key Project Events during May 2016 (continued)

- B: Survey BIS: 00091, County Records Center (2 of 2), Address: 222 N HILL ST, Los Angeles, CA 90012
- C: Survey BIS: 00780, 00791, 00792, Maclaren's Children's Center (4 of 6), Address: 4024 N DURFEE AVE, El Monte, CA 91732
- D: Pre-survey BIS: 10230, ISD Eastern Avenue Complex Telecom Branch Building, Address: 1110 N EASTERN AVE, Los Angeles, CA 90063
- D: Pre-survey BIS: 10234, Telecom Butler Building, Address: 1112 N EASTERN AVE, Los Angeles, CA 90063
- D: Pre-survey BIS: 10903, Telecom Drafting Trailer, Address: 1110 N EASTERN AVE, Los Angeles, CA 90063
- E: Survey BIS: 07023, ISD Eastern Avenue Complex Crafts Shops/Warehouse (4 of 4), Address: 1102 N EASTERN AVE, Los Angeles, CA 90063
- F: Survey BIS: 00701, Los Padrinos Parking Structure, Address: 7281 E QUILL DR, Downey, CA 90242
- 05/09/2016 - A: Pre-survey BIS: 00322, Medical Examiner-Coroner, Address: 1102 N MISSION RD, Los Angeles, CA 90033
- B: Survey BIS: 06431, San Fernando Health Center, Address: 1212 PICO ST, San Fernando, CA 91340
- C: Survey BIS: 00780, 00791, 00792, Maclaren's Children's Center (5 of 6), Address: 4024 N DURFEE AVE, El Monte, CA 91732
- D: Pre-survey BIS: 08570, Washington Golf Course, Address: 1930 W 120TH ST, Los Angeles, CA 90047
- E: Survey BIS: 07022, ISD Administrative Headquarters (1 of 2), Address: 1100 N EASTERN AVE, Los Angeles, CA 90063
- F: Survey BIS: 10741, Hall of Justice Parking Garage (1 of 3), Address: 211 W TEMPLE ST, Los Angeles, CA 90012
- 05/10/2016 - A: Pre-survey BIS: 10421, Harry Hufford Registrar-Recorder/Co Clerk (1 of 2), Address: 12400 E IMPERIAL HWY, Norwalk, CA 90650
- B: Survey BIS: 06842, Rosemead Library, Address: 8800 VALLEY BLVD, Rosemead, CA 91770
- C: Survey BIS: 00780, 00791, 00792, Maclaren's Children's Center (6 of 6), Address: 4024 N DURFEE AVE, El Monte, CA 91732
- D: Pre-survey BIS: 08267, Mayberry Park, Address: 13201 E MEYER RD, Whittier, CA 90605
- E: Survey BIS: 07022, ISD Administrative Headquarters (2 of 2), Address: 1100 N EASTERN AVE, Los Angeles, CA 90063
- F: Survey BIS: 10741, Hall of Justice Parking Garage (2 of 3), Address: 211 W TEMPLE ST, Los Angeles, CA 90012
- 05/11/2016 - A: Pre-survey BIS: 10421, Harry Hufford Registrar-Recorder/Co Clerk (2 of 2), Address: 12400 E IMPERIAL HWY, Norwalk, CA 90650
- B: Survey BIS: 06874, Gardena Mayme Dear Library, Address: 1731 W GARDENA BLVD, Gardena, CA 90247
- C: Survey BIS: 08301, Obregon Park, Address: 4021 E 1ST ST, East Los Angeles, CA 90063
- D: Pre-survey BIS: 08082, Eastside Eddie Heredia Boxing Club, Address: 5127 E OLYMPIC BLVD, East Los Angeles, CA 90022
- E: Survey BIS: 10230, ISD Eastern Avenue Complex Telecom Branch Building, Address: 1110 N EASTERN AVE, Los Angeles, CA 90063
- F: Survey BIS: 10741, Hall of Justice Parking Garage (3 of 3), Address: 211 W TEMPLE ST, Los Angeles, CA 90012
- 05/12/2016 - A: Pre-survey BIS: 08072, Santa Anita Golf Course, Address: 405 S SANTA ANITA AVE, Arcadia, CA 91007
- B: Survey BIS: 03728, Huntington Park Library, Address: 6518 MILES AVE, Huntington Park, CA 90255
- C: Survey BIS: 01077, ISD Millwright Shop, Address: 45000 N 60TH ST W, Lancaster, CA 93536
- C: Survey BIS: 01078, ISD Vehicle Repair, Shop, Address: 45000 N 60TH ST W, Lancaster, CA 93536
- D: Pre-survey BIS: 08231, Ruben Salazar Park, Address: 3864 E WHITTIER BLVD, East Los Angeles, CA 90023
- E: Survey BIS: 10234, ISD Eastern Avenue Complex Telecom Butler Building, Address: 1112 N EASTERN AVE, Los Angeles, CA 90063
- E: Survey BIS: 10895, Operations Center, Address: 1104 N EASTERN AVE, Los Angeles, CA 90063
- E: Survey BIS: 10903, Telecom Drafting Trailer, Address: 1110 N EASTERN AVE, Los Angeles, CA 90063
- G: Pre-survey BIS: 03628, Clifton M Brakensiek Library, Address: 9945 E FLOWER ST, Bellflower, CA 90706
- G: Pre-survey BIS: 06704, Norwalk Library, Address: 12350 E IMPERIAL HWY, Norwalk, CA 90650
- 05/13/2016 - G: Pre-survey BIS: 08228, Ladera Park, Address: 6027 LADERA PARK AVE, Los Angeles, CA 90056
- 05/16/2016 - A: Pre-survey BIS: 08336, Bonelli Regional Park (1 of 4), Address: 120 VIA VERDE, San Dimas, CA 91773
- B: Survey BIS: 10925, Claude Hudson Comprehensive Health Center, Address: 2901 S HOPE ST, Los Angeles, CA 90007
- C: Survey BIS: 10810, Bob Hope Patriotic Hall (1 of 3), Address: 1816 S FIGUEROA ST, Los Angeles, CA 90015

D: Pre-survey and Survey BIS: 08840 Dockweiler Beach, Address: 8255 VISTA DEL MAR, Playa Del Rey, CA 90293

E: Survey BIS: 07025, ISD Eastern Avenue Complex Fueling Station, Address: 1104 N EASTERN AVE, Los Angeles, CA 90063

E: Survey BIS: 07029, ISD Eastern Avenue Complex Special Crafts Building, Address: 1106 N EASTERN AVE, Los Angeles, CA 90063

G: Pre-survey BIS: 08521, Marshall Canyon Golf Course, Address: 6100 N STEPHENS RANCH RD, La Verne, CA 91750

05/17/2016 - A: Pre-survey BIS: 08336, Bonelli Regional Park (2 of 4), Address: 120 VIA VERDE, San Dimas, CA 91773

B: Survey BIS: 06846, Sorensen Library, Address: 6934 BROADWAY AVE, Whittier, CA 90606

B: Survey BIS: 10530, Los Nietos Library, Address: 11640-44 SLAUSON AVE. Santa Fe Springs, CA 90606

C: Survey BIS: 10810, Bob Hope Patriotic Hall, BIS: 10810 (2 of 3), Address: 1816 S FIGUEROA ST, Los Angeles, CA 90015

D: Pre-survey BIS: 05701, Civic Center Cogeneration Plant (1 of 2) (Follow-up), Address: 301 N BROADWAY, Los Angeles, CA 90012

D: Survey BIS: 08400, Veteran's Memorial, Address: 13000 SAYRE ST, Sylmar, CA 91342

E: Survey BIS: 10742, Hall of Justice (1 of 7), Address: 211 W TEMPLE ST, Los Angeles, CA 90012

G: Pre-survey BIS: 08174, Farnsworth Park, Address: 568 E MOUNT CURVE AVE, Altadena, CA 91001

05/18/2016 - A: Pre-survey BIS: 08336, Bonelli Regional Park (3 of 4), Address: 120 VIA VERDE, San Dimas, CA 91773

B: Survey BIS: 06850, Leland R Weaver Library, Address: 4035 TWEEDY BLVD, South Gate, CA 90280

C: Survey BIS: 10810, Bob Hope Patriotic Hall (3 of 3), Address: 1816 S FIGUEROA ST, Los Angeles, CA 90015

D: Pre-Survey BIS: 05701, Civic Center Cogeneration Plant (2 of 2) (Follow-up), Address: 301 N BROADWAY, Los Angeles, CA 90012

D: Survey BIS: 00045, Hall of Records, Address: 320 W TEMPLE ST, Los Angeles, CA 90012

E: Survey BIS: 10742, Hall of Justice (2 of 7), Address: 211 W TEMPLE ST, Los Angeles, CA 90012

G: Pre-survey BIS: 06828, Montebello Library, Address: 1550 W BEVERLY BLVD, Montebello, CA 90640

G: Pre-survey BIS: 06708, El Camino Real Library, Address: 4264 E WHITTIER BLVD, East Los Angeles, CA 90023

05/19/2016 - A: Pre-survey BIS: 08336, Bonelli Regional Park (4 of 4), Address: 120 VIA VERDE, San Dimas, CA 91773

B: Survey BIS: 06838, San Gabriel Library, Address: 500 S DEL MAR AVE, San Gabriel, CA 91776

B: Survey BIS: 06860, Temple City Library, Address: 5939 GOLDEN WEST AVE, Temple City, CA 91780

C: Survey BIS: 04162, Malibu Library (1 of 2), Address: 23523 W CIVIC CENTER WAY, Malibu, CA 90265

C: Survey BIS: 04163, Malibu Admin Center (1 of 2), Address: 23555 W CIVIC CENTER WAY, Malibu, CA 90265

D: Survey BIS: 03902, Probation East San Fernando Valley Office, Address: 14414 W DELANO ST, Van Nuys, CA 91401

E: Survey BIS: 10742, Hall of Justice (3 of 7), Address: 211 W TEMPLE ST, Los Angeles, CA 90012

G: Pre-survey BIS: 08066, Alondra Community Regional Park, Address: 3535 REDONDO BEACH BLVD, Lawndale, CA 90260

05/20/2016 - C: Survey BIS: 04162, Malibu Library (2 of 2), Address: 23523 W CIVIC CENTER WAY, Malibu, CA 90265

C: Survey BIS: 04163, Malibu Admin Center (2 of 2), Address: 23555 W CIVIC CENTER WAY, Malibu, CA 90265

05/23/2016 - A: Pre-survey BIS: 08105, Deane Dana Friendship Park, Address: 1805 W 9TH ST, San Pedro, CA 90732

B: Survey BIS: 08228, Ladera Park, Address: 6027 LADERA PARK AVE, Los Angeles, CA 90056

C: Survey BIS: 08570, Chester Washington Golf Course, Address: 1930 W 120TH ST, Los Angeles, CA 90047

D: Pre-survey and Survey BIS: 08840 Dockweiler Beach (continued), Address: 8255 VISTA DEL MAR, Playa Del Rey, CA 90293

E: Survey BIS: 10742, Hall of Justice (4 of 7), Address: 211 W TEMPLE ST, Los Angeles, CA 90012

G: Pre-survey BIS: 10767, DPSS Civic Center Parking Structure, Address: 321 S HEWITT ST, Los Angeles, CA 90013

05/24/2016 - A: Pre-survey BIS: 08154, Victoria Community Regional Park, Address: 419 E 192ND ST, Carson, CA 90746

B: Survey BIS: 06824, Pico Rivera Library, Address: 9001 MINES AVE, Pico Rivera, CA 90660

B: Survey BIS: 06827, Rivera Library, Address: 7828 S SERAPIS AVE, Pico Rivera, CA 90660

C: Survey BIS: 08231, Ruben Salazar Park, Address: 3864 E WHITTIER BLVD, East Los Angeles, CA 90023

D: Pre-survey and Survey Dockweiler Beach, BIS: 08840

List of Key Project Events during May 2016 (continued)

- E: Survey BIS: 10742, Hall of Justice (5 of 7), Address: 211 W TEMPLE ST, Los Angeles, CA 90012
- G: Pre-survey BIS: 08513, Diamond Bar Golf Course, Address: 22751 E GOLDEN SPRINGS DR, Diamond Bar, CA 91765
- 05/25/2016 - A: Pre-survey BIS: 08153, Victoria Golf Course, Address: 348 E 192ND ST, Carson, CA 90745
- B: Survey BIS: 06748, East Los Angeles Library, Address: 4837 E 3RD ST, Los Angeles, CA 90022
- B: Survey BIS: 06723, Anthony Quinn Library, Address: 3965 E CESAR CHAVEZ AVE, East Los Angeles, CA 90063
- C: Survey BIS: 08267, Mayberry Park, Address: 13201 E MEYER RD, Whittier, CA 90605
- E: Survey BIS: 10742, Hall of Justice (6 of 7), Address: 211 W TEMPLE ST, Los Angeles, CA 90012
- G: Pre-survey BIS: 08540, Lakewood Golf Course, Address: 3101 E CARSON ST, Lakewood, CA 90712
- 05/26/2016 - A: Pre-survey BIS: 08246, Lennox Park, Address: 10828 S CONDON AVE, Lennox, CA 90304
- B: Survey BIS: 06704, Norwalk Library, Address: 12350 E IMPERIAL HWY, Norwalk, CA 90650
- E: Survey BIS: 10742, Hall of Justice (7 of 7), Address: 211 W TEMPLE ST, Los Angeles, CA 90012
- G: Pre-survey BIS: 08553, Los Verdes Golf Course, Address: 7000 W LOS VERDES DR, Rancho Palos Verdes, CA 90275
- 05/31/2016 - A: Pre-survey BIS: 08358, San Dimas Canyon Park and Nature Center, Address: 1628 N SYCAMORE CANYON RD, San Dimas, CA 91773
- B: Survey BIS: 03628, Clifton M Brakensiek Library, Address: 9945 E FLOWER ST, Bellflower, CA 90706
- C: Survey BIS: 08082, Eastside Eddie Heredia Boxing Club, Address: 5127 E OLYMPIC BLVD, East Los Angeles, CA 90022
- D: Pre-survey and Survey Dockweiler Beach, BIS: 08840
- E: Survey BIS: 06828, Montebello Library, Address: 1550 W BEVERLY BLVD, Montebello, CA 90640
- G: Pre-survey BIS: 08530, Knollwood Golf Course, Address: 12040 BALBOA BLVD, Granada Hills, CA 91344

Project Issues and Resolutions

Local Site Cooperation - In previous months, local site cooperation was a recurring issue mainly at sites which were unaware of the Deferred Maintenance Program. However, the remaining departments (Parks and Beaches) are fully aware and supportive of the assessments. Therefore, the teams, in general, have experienced a high level of support from local maintenance staff.

Seasonality and Scheduling - Parks and Beaches have particularly intense workloads during the summer beginning on Memorial Day. Last month, it appeared that there may not have enough spare capacity to support an accelerated assessment schedule. However, both of these departments have shown a high level of flexibility and strong support for the Deferred Maintenance Program. Staff from both Parks and Beaches have modified their schedules to support the building assessment teams during May.

Departmental Support - High level meetings with Beaches and Harbors have proven extremely valuable. During May, Beach Department staff provided the assessment team with an overview tour of the facilities in the north. Lessons learned from this overview are likely to increase the pace of assessments for this department.

Project Expectations for July 2016

- Teams will mainly be engaged with Parks and Recreation as well as Beaches and Harbors throughout June.
- All field teams will continue to conduct building surveys four days a week. The pre-assessment teams conducting pre-surveys for the Parks and Recreation Department will be in the field only three days a week so that they have an extra day to draw and prepare floorplans.
- Reports from various departments continue to be processed and are expected to become available online.

Anticipated Schedule Adjustments for July 2016

Fairly significant adjustments are expected to be made to upcoming sites at both Parks and Beaches. These revisions are due to inaccuracies in the County's legacy BDR records. The assessment teams are discovering a high quantity of undocumented buildings within various Parks agencies. This variability of square footage reduces the assessment schedule's precision—usually resulting in a time extension. On the other hand, Beaches and Harbors may experience a speedier rate of assessments thanks to high level tours of their properties. As in previous months, access to floor plans remains the key to efficient assessments.

Anticipated Project Events during June 2016

- 06/01/2016- A: Pre-Survey BIS: 08336, Bonelli Regional Park (Follow-Up) (1 of 2), ADDRESS:120 Via Verde, San Dimas, CA 91773
B: Survey BIS: 00322, Medical Examiner-Coroner, (1 of 2), ADDRESS: 1104 N Mission Rd, Los Angeles, CA 90033
C: Survey BIS: 06888, Lynwood Library, and BIS: 06708, ElCamino Real Library, ADDRESS: 11320 Bullis Rd, Lynwood, CA 90262, and 4264 Whittier Blvd, Los Angeles, CA, 90023
E: Survey BIS: 08154, Victoria Community Regional Park (S), ADDRESS: 419 E 192nd St, Carson, CA 90746
G: Pre-Survey BIS: 08399, Val Verde Park(N), (1 of 2) ADDRESS: 30300 Arlington St, Castaic, CA 91384
06/02/2016- A: Pre-Survey BIS: 08336, Bonelli Regional Park (Follow-Up) (2 of 2), ADDRESS:120 Via Verde, San Dimas, CA 91773
B: Survey BIS: 00322, Medical Examiner-Coroner, (2 of 2) ADDRESS: 1104 N Mission Rd, Los Angeles, CA 90033
C: Survey BIS: 08105, Deane Dana Friendship Park (R), ADDRESS: 1805 W 9th St, San Pedro, CA 90232
E: Survey BIS: 08153, Victoria Golf Course (G), ADDRESS: 340 E 192nd St, Carson, CA 90746
G: Pre-Survey BIS: 08399, Val Verde Park (N) (2 of 2), ADDRESS: 30300 Arlington St, Castaic, CA 91384
6/06/2016- A: Pre-Survey BIS: 04227, Department of Animal Care and ControlHeadquarters, ADDRESS: 5898 Cherry Ave, Long Beach, CA 90805
B: Survey BIS: 05701, Civic Center Cogeneration Plant (1of 4) ADDRESS: 301 N BROADWAY, Los Angeles, 90012
C: Survey BIS: 08072, Santa Anita Golf Course (G), ADDRESS: 405 S Santa Anita Ave, Arcadia, CA 91006
D: Pre-Survey and Survey BIS: 08840, Dockweiler Beach, (continued) ADDRESS: 12000 Vista del Mar, Playa del Rey, CA 90293
E: Survey BIS: 08336, Bonelli Regional Park (R), (1 of 4), ADDRESS: 120 Via Verde, San Dimas, CA 91773
G: Pre-Survey BIS: 06040, Fire Station 40, ADDRESS: 4864 S DURFEE AVE, Pico Rivera, 90660
6/07/2016- A: Pre-Survey BIS: 09832 and 09833, Agricultural Commission - South Gate Office, (1 of 2), ADDRESS: 11012 Garfield Ave, South Gate, CA 90280
B: Survey BIS: 05701, Civic Center Cogeneration Plant, (2 of 4) ADDRESS: 301 N BROADWAY, Los Angeles, 90012
C: Survey BIS:08066, Alondra Community Regional Park (S), ADDRESS: 3850 Manhattan Beach Blvd, Lawndale, CA 90260
D: Pre-Survey and Survey Beaches and Harbor (Fire sites only)
E: Survey BIS: 08336, Bonelli Regional Park (R), (2 of 4, ADDRESS: 120 Via Verde, San Dimas, CA 91773
G: Pre-Survey BIS: 08192, Dalton Park (E), ADDRESS: 18867 E Armstead St, Azusa, CA 91702
6/08/2016- A: Pre-Survey BIS: 09832, 09833, and 10886, Agricultural Commission - South Gate Office, (2 of 2), and South Gate RIFA Trailer
B: Survey BIS: 05701, Civic Center Cogeneration Plant, (3 of 4) ADDRESS: 301 N BROADWAY, Los Angeles, 90012
C: Survey BIS: 08246, Lennox Park (S), 10828 Condon Ave, Lennox, CA 90304
D: Pre-Survey BIS:08375, Maggie Hathaway Golf Course (G), 1921 W 98th St, Los Angeles, CA 90047
E: Survey BIS: 08336, Bonelli Regional Park (R), (3 of 4), ADDRESS: 120 Via Verde, San Dimas, CA 91773
G: Pre-Survey BIS: 08311 and 08313, Pamela Park (E), ADDRESS: 2236 Goodall Ave, Duarte, CA 91010
6/09/2016- A: Pre-Survey BIS: 01290, and BIS: 10884, Agricultural Commission - General Services Building, and North Field Station Pest Detection and RIFA Trailer, ADDRESS: 14445 OLIVE VIEW DR, Sylmar, 91343
B: Survey BIS: 05701, Civic Center Cogeneration Plant, (4 of 4) ADDRESS: 301 N BROADWAY, Los Angeles, 90012
C: Survey BIS: 10767, DPSS Civic Center Parking Structure, ADDRESS: 333 Civic Center Dr, Santa Monica, CA 90401
D: Pre-Survey BIS:08375, Jesse Owens Community Regional Park (S), ADDRESS: 9651 S Western Ave, Los Angeles, CA 90047
E: Survey BIS: 08336, Bonelli Regional Park (R), (4 of 4), ADDRESS: 120 Via Verde, San Dimas, CA 91773
G: Pre-Survey BIS: 08501, Mountain Meadows Golf Course (G), ADDRESS: 1875 Fairplex Dr, Pomona, CA 91768
6/13/2016- A: Pre-Survey BIS:01178 Coroner - Antelope Valley Regional Office, ADDRESS: 44900 N 60TH ST W, Lancaster, 93536
B: Survey BIS: 06320, Fire Pacoima, (1 of 8) ADDRESS: 12605 OSBORNE ST, Pacoima, 91331
C: Survey BIS: , Marshall Canyon Golf Course, ADDRESS: 6100 Stephens Ranch Rd, La Verne, CA 91750
D: Pre-Survey and Survey BIS: 08840, Beach Dockweiler (continued) ADDRESS: 12000 Vista del Mar, Playa del Rey, CA 90293

Anticipated Project Events during June 2016 (continued)

- E: Survey BIS: 08399, Val Verde Park (N), (1 of 2) ADDRESS: 30300 Arlington St, Castaic, CA 91384
- G: Pre-Survey BIS: 07961, Whittier Narrows Regional Park and Nature Center (R), ADDRESS: south, 1000 Durfee Ave, South El Monte, CA 91733
- 6/14/2016- A: Pre-Survey BIS: 04095 and BIS: 10100, Lancaster Courthouse, Central Plant, and Agricultural Commissioner Warehouse, ADDRESS: 42011 4th St W, Lancaster, CA 93534, and 12300 Lower Azusa Rd, Arcadia, CA 91006
- B: Survey BIS: 06320, Fire Pacoima, (2 of 8) ADDRESS: 12605 OSBORNE ST, Pacoima, 91331
- C: Survey BIS: 08174, Farnsworth Park (E), ADDRESS: 568 Mount Curve Ave E, Altadena, CA 91001
- D: Pre-Survey and Survey Beaches and Harbor (Fire sites only)
- E: Survey BIS: 08399, Val Verde Park (N), (2 of 2) ADDRESS: 30300 Arlington St, Castaic, CA 91384
- G: Pre-Survey BIS: 07961, Whittier Narrows Regional Park and Nature Center (R), ADDRESS: South, 1000 Durfee Ave, South El Monte, CA 91733
- 6/15/2016- A: Pre-Survey BIS: 08061 and BIS: 06741, Acton/Aqua Dulce Library, and Acton Park (N), ADDRESS: 33792 Crown Valley Rd, Acton, CA 93510, and 3751 Syracuse Ave, Acton, CA 93510
- B: Survey BIS: 06320, Fire Pacoima, (3 of 8) ADDRESS: 12605 OSBORNE ST, Pacoima, 91331
- C: Survey BIS: 08090, Belvedere Park (E), ADDRESS: 4914 East Cesar E Chavez Avenue, East Los Angeles, CA 90022
- D: Pre-Survey BIS: 08194, Washington Park (S), ADDRESS: 8908 Maie Ave, Los Angeles, CA 90002
- E: Survey BIS: 08530, Knollwood Golf Course, ADDRESS: 12040 Balboa Blvd, Granada Hills, CA 91344
- G: Pre-Survey BIS: 07961, Whittier Narrows Regional Park and Nature Center (R), ADDRESS: South, 1000 Durfee Ave, South El Monte, CA 91733
- 6/16/2016- A: Pre-Survey BIS: 08397, Vasquez Rocks Natural Park Area (R), ADDRESS: 10700 Escondido Canyon Rd, Agua Dulce, CA 91350
- B: Survey BIS: 06320, Fire Pacoima, (4 of 8) ADDRESS: 12605 OSBORNE ST, Pacoima, 91331
- C: Survey BIS: 08369, Sorensen Park (S) ADDRESS: 11419 Rose Hedge Dr, Whittier, CA 90606
- D: Pre-Survey BIS: 08350, Ted Watkins Memorial Park (S), ADDRESS: 1335 E 103rd St, Los Angeles, CA 90002
- E: Survey BIS: 08513, Diamond Bar Golf Course, ADDRESS: 22751 Golden Springs Dr, Diamond Bar, CA 91765
- G: Pre-Survey BIS: 07961, Whittier Narrows Regional Park and Nature Center (R), ADDRESS: South, 1000 Durfee Ave, South El Monte, CA 91733
- 6/20/2016- A: Pre-Survey BIS:04500, Arboretum of Los Angeles County (R)(1 of 4) ADDRESS: 301 N Baldwin Ave, Arcadia, CA 91007
- B: Survey BIS: 06320 , Fire Pacoima, (5 of 8) ADDRESS: 12605 OSBORNE ST, Pacoima, 91331
- C: Survey BIS: 08192, Dalton Park (E), ADDRESS: 18867 E Armstead St, Azusa, CA 91702
- D: Pre-Survey and Survey BIS: 08840, Dockweiler Beach, (continued) ADDRESS: 12000 Vista del Mar, Playa del Rey, CA 90293
- E: Survey BIS: 04227, Department of Animal Care and Control Headquarters, ADDRESS: 5898 Cherry Ave, Long Beach, CA 90805
- G: Pre-Survey BIS: 08288, Mona Park (S), ADDRESS: 2291 E 121st St, Compton, CA 90222
- 6/21/2016- A: Pre-Survey BIS:04500, Arboretum of Los Angeles County (R), (2 of 4) ADDRESS: 301 N Baldwin Ave, Arcadia, CA 91007
- B: Survey BIS: 06320, Fire Pacoima, (6 of 8) ADDRESS: 12605 OSBORNE ST, Pacoima, 91331
- C: Survey BIS: 08311, Pamela Park (E), ADDRESS: 2236 Goodall Ave, Duarte, CA 91010
- D: Pre-Survey and Survey Beaches and Harbor (Fire sites only)
- E: Survey BIS: 09832 and 09833, South Gate Office, (1 of 2) ADDRESS: 11012 Garfield Ave, South Gate, CA 90280
- G: Pre-Survey BIS: 08414 Carver Park (S), ADDRESS: 1400 East 118th Street, Willowbrook, CA 90059
- 6/22/2016- A: Pre-Survey BIS: 04500, Arboretum of Los Angeles County (R), (3 of 4) ADDRESS: 301 N Baldwin Ave, Arcadia, CA 91007
- B: Survey BIS: 06320, Fire Pacoima, (7 of 8) ADDRESS: 12605 OSBORNE ST, Pacoima, 91331
- C: Survey BIS: 08358, San Dimas Park and Nature Center (R), ADDRESS: 1628 Sycamore Canyon Rd, San Dimas, CA 91773
- D: Pre-Survey BIS: 08306, Allen J Martin Park (E), ADDRESS: 14830 E GIORDANO ST, La Puente. CA 91744

Anticipated Project Events during June 2016 (continued)

- E: Survey BIS: 09832 and 09833, South Gate Office, (2 of 2) ADDRESS: 11012 Garfield Ave, South Gate, CA 90280z
- G: Pre-Survey BIS: 08171, Enterprise Park (S), ADDRESS: 13055 Clovis Ave, Los Angeles, CA 90059
- 6/23/2016- A: Pre-survey BIS:04500, Arboretum of Los Angeles County (R), (4 of 4) ADDRESS: 301 N Baldwin Ave, Arcadia, CA 91007
- B: Survey BIS: 06320, Fire Pacoima, (8 of 8) ADDRESS: 12605 OSBORNE ST, Pacoima, 91331
- C: Survey BIS: 08501, Mountain Meadows Golf Course (G), ADDRESS: 1875 Fairplex Dr, Pomona, CA 91768
- D: Pre-Survey BIS: 08370, Pathfinder Community Regional Park (S), ADDRESS: 18150 Pathfinder Rd, Rowland Heights, CA 91748
- E: Survey BIS: 01290, BIS: 10884 Agricultural Commission - General Services Building, and North Field Station Pest Detection and RIFA Trailer, ADDRESS: 14445 OLIVE VIEW DR, Sylmar, 91343
- G: Pre-Survey BIS: 08413, Earvin Magic Johnson Park (S), ADDRESS: 905 E El Segundo Blvd, Los Angeles, CA 90059
- 6/27/2016- A: Pre-Survey BIS:08352, Franklin D. Roosevelt Park (S) (1 of 2), ADDRESS: 7600 Graham Ave, Los Angeles, CA 90001
- B: Survey BIS: 06040, Fire Station 40, ADDRESS: 4864 S Durfee Ave, Pico Rivera, 90660
- C: Survey BIS: 08194, Washington Park (S), ADDRESS: 8908 Maie Ave, Los Angeles, CA 90002
- D: Pre-Survey and Survey BIS: 08840, Dockweiler Beach, (continued) ADDRESS: 12000 Vista del Mar, Playa del Rey, CA 90293
- E: Survey BIS: 07961, Whittier Narrows Regional Park and Nature Center (R), (1 of 4) ADDRESS: South, 1000 Durfee Ave, South El Monte, CA 91733
- G: Pre-Survey BIS: 08120, Charter Oak Park (E), ADDRESS: 20261 E Covina Blvd, Covina, CA 91723
- 6/28/2016- A: Pre-Survey BIS: 08352, Franklin D. Roosevelt Park (S) (2 of 2), ADDRESS: 7600 Graham Ave, Los Angeles, CA 90001
- B: Survey BIS: 08540, Lakewood Golf Course, ADDRESS: 3101 E Carson St, Lakewood, CA 90712
- C: Survey BIS: 08350, Ted Watkins Memorial Park (S), ADDRESS: 1335 E 103rd St, Los Angeles, CA 90002
- D: Pre-Survey and Survey Beaches and Harbor (Fire sites only)
- E: Survey BIS: 07961, Whittier Narrows Regional Park and NatureCenter (R), (2 of 4) ADDRESS: South, 1000 Durfee Ave, South El Monte, CA 91733
- G: Pre-Survey BIS: 08396, Valleydale Park (E), ADDRESS: 5525 N Lark Ellen Ave, Azusa, CA 91702
- 6/29/2016- A: Pre-Survey BIS: 04580, South Coast Botanic Garden (R), (1 of 3) ADDRESS: 26300 Crenshaw Blvd, Rancho Palos Verdes, CA 90274
- B: Survey BIS: 08553, Los Verdes Golf Course, ADDRESS: 7000 Los Verdes Dr, Rancho Palos Verdes, CA 90275
- C: Survey BIS: 08375, Jesse Owens Community Regional Park (S), ADDRESS: 9651 S Western Ave, Los Angeles, CA 90047
- D: Pre-Survey BIS: 08261, Manzanita Park (S), ADDRESS: 1747 Kwis Ave, Hacienda Heights, CA 91745
- E: Survey BIS: 07961, Whittier Narrows Regional Park and Nature Center (R) (3 of 4) ADDRESS: South, 1000 Durfee Ave, South El Monte, CA 91733
- G: Pre-Survey BIS: 08522, Walnut Creek Park (E), ADDRESS: San Dimas, CA 91773
- 6/30/2016- A: Pre-Survey BIS: 04580, South Coast Botanic Garden (R), (2 of 2) ADDRESS: 26300 Crenshaw Blvd, Rancho Palos Verdes, CA 90274
- B: Survey BIS:00579, DF Kirby Power Plant and Cooling Towers, ADDRESS: 1500 S MC DONNELL AVE, Commerce, 90022
- C: Survey BIS: 08375, Maggie Hathaway Golf Course, ADDRESS: 1921 W 98th St, Los Angeles, CA 90047
- D: Pre-Survey BIS: 08216, Los Robles Park (S), ADDRESS: 14906 East Los Robles Avenue, Hacienda Heights, CA 91745
- E: Survey BIS: 07961, Whittier Narrows Regional Park and Nature Center (R), (4 of 4) ADDRESS: South, 1000 Durfee Ave, South El Monte, CA 91733
- G: Pre-Survey BIS: 08073, Arcadia Park (E), ADDRESS: 405 S Santa Anita Ave, Arcadia, CA 91006



County of Los Angeles

Deferred Maintenance Program Services Monthly Progress Report - June 2016

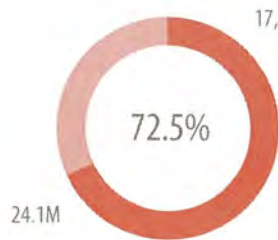


Report Contents

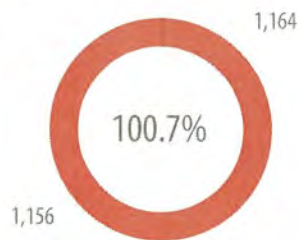
1. Overall Project Snapshot
2. Executive Summary - June 2016
3. Monthly Details - June 2016
4. Issues and Resolutions
5. Next Month's Schedule Outlook

Overall Project Snapshot

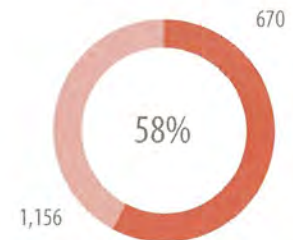
Contract Start Date:	17 October 2014	Contract Value:	\$13,500,115
Estimated Completion Date:	16 October 2017	Contract Square Footage:	24,074,131 SF
Contract End Date:	16 October 2017	Contract Number of Bldgs:	1,156



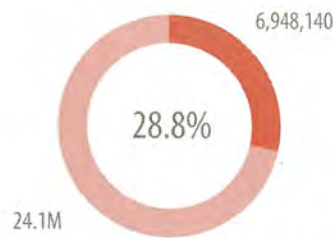
Total Square Footage Assessed



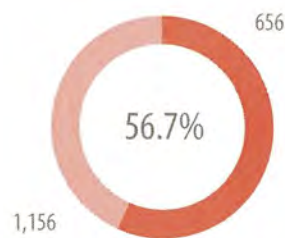
Count of Buildings Assessed



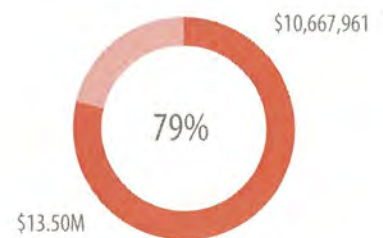
Count of Buildings Completed Project Builder



Square Footage Completed Project Costing



Count of Buildings Completed Project Costing

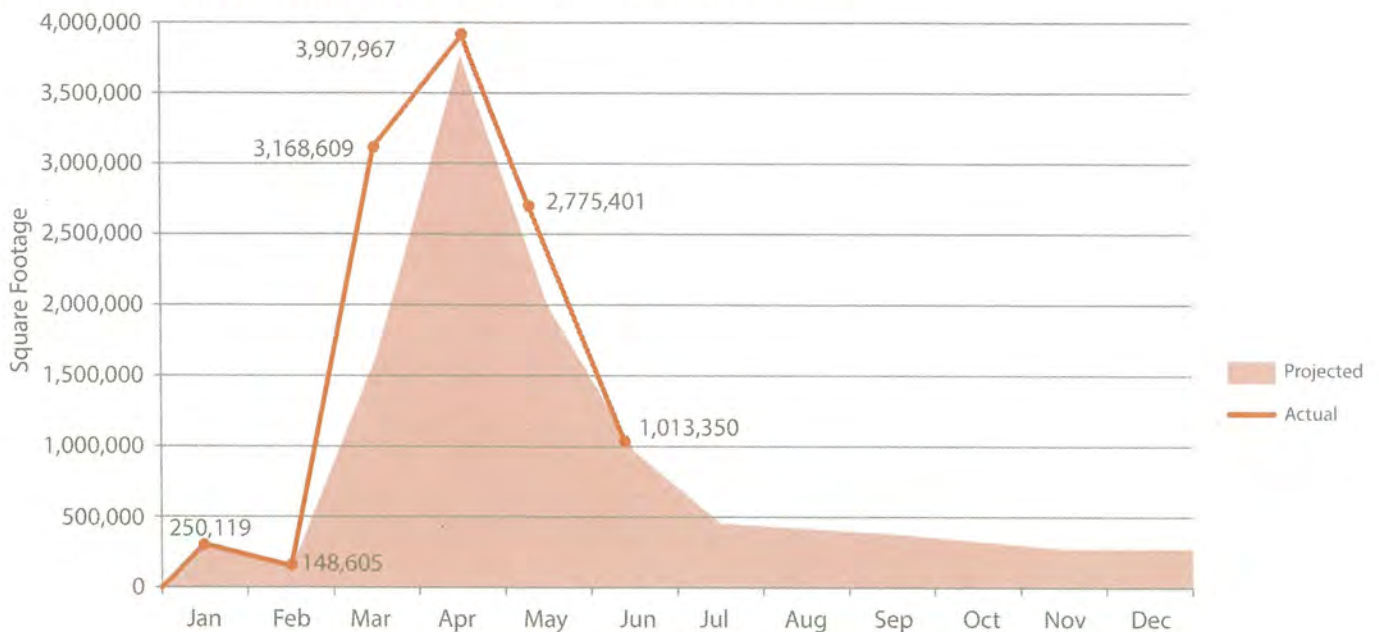


Invoiced Amount to Date

Current Status of All Project Phases (Number of Buildings)

1) Staging:	153	4) Preliminary Analysis:	292	7) Project Approval:	656
2) Pre-Assessment:	477	5) Project Building:	211	8) Capital Planning:	0
3) Assessment:	267	6) Project Costing:	14		

Assessment Progress Tracking - Completed New Assessments



Executive Summary - June 2016

During the month of June, field teams completed assessments for just over one million square feet in nearly 200 buildings. While the square footage is less than last month, the total count of buildings is much higher. This is consistent with the typical characteristics of the Parks and Recreation Department buildings the assessment team visited during June. The field teams visited mainly large sites containing multiple buildings spread over large areas. Building types assessed primarily included golf course facilities and recreational park facilities. However, the teams also visited libraries, fire stations, parking garages, and office buildings. June also marked the completion of one of the largest sites surveyed to date, the Fire Pacoima site.

Compared Monthly Statistics - June 2016

Square Feet Assessed

Last Month:	2,775,401
This Month:	1,013,530
Next Month (Projected):	596,465

Count of Buildings Assessed

Last Month:	89
This Month:	199
Next Month (Projected):	110

Dollars Invoiced

Last Month:	\$1,957,499
This Month:	\$910,452

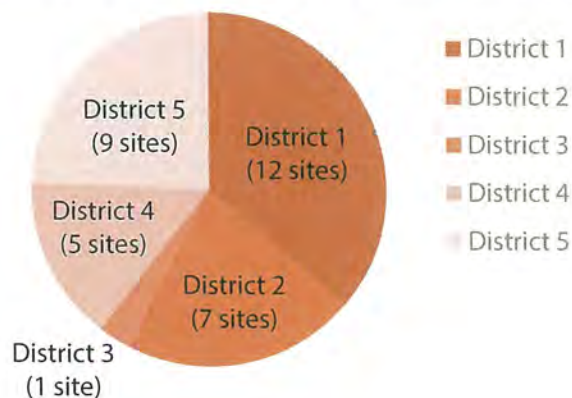
No. Departments Assessed

Last Month:	7
This Month:	8
Next Month (Projected):	6

Summary of Deferred Maintenance Costs to Date

The County has requested an ongoing total estimate for the cost of corrective actions as part of this monthly project report. Currently, only buildings within the Project Approval phase have associated costs, which total \$252 million. This figure is for approximately 656 buildings totaling 7.9 million gross square feet. Please note that these projects have not yet been formally approved by County project staff, and are for informational (non-budgetary) purposes only. Furthermore, cost estimates to replace building systems near the end of their service life are not included in the above figure. The service life expiration date and replacement costs that are recorded for each barcoded building system will be included as part of the total deferred maintenance cost in subsequent updates.

Quantity of Sites Assessed per District - June 2016



Monthly Key Statistics - June 2016

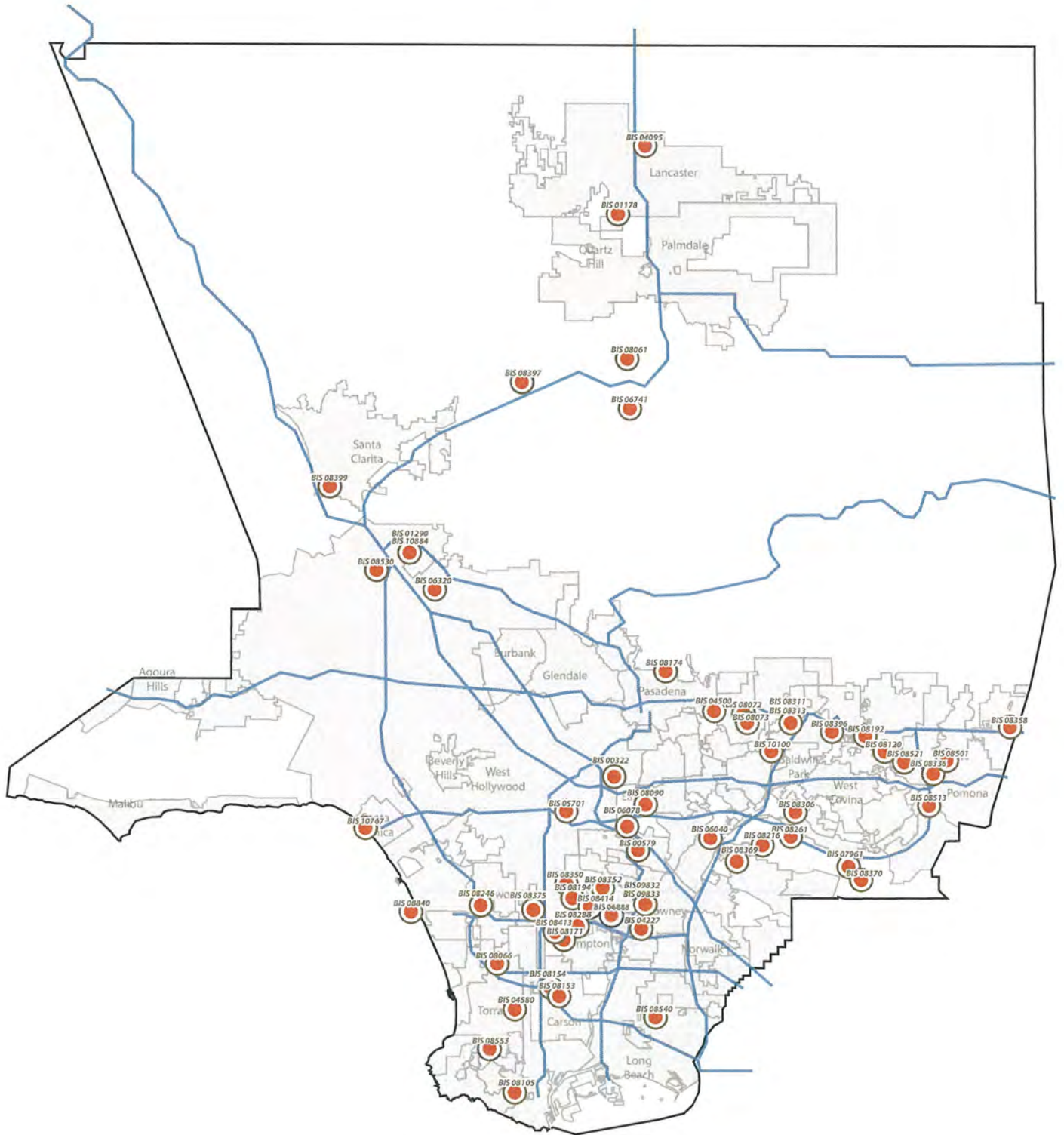
Total GSF:	1,013,530
Total Building Count:	199
Quantity of Departments:	8
Quantity of Deficiencies:	2,259
Quantity of Barcodes:	3,166
Dollars Invoiced:	\$910,452
Percent Completed:	6.74%

List of Assessed Sites - June 2016

#	Date	Department	BIS	Site Name	LACO	GSF	Deficiency Quantity	Barcode Quantity
1	06/01/16	Office of Coroner	00322	Office of the Coroner	5259, 5260, 0808	96,223	288	311
2	06/01/16	Public Library	06708	El Camino Real Library	A930	3,280	0	18
3	06/01/16	Public Library	06888	Lynwood Library	6723	11,722	5	11
4	06/01/16	Parks and Recreation	08154	Victoria Park	4571, 5291, 5614, 6037, 5614-1, 5614-2, 5614-3	44,254	149	115
5	06/02/16	Parks and Recreation	08153	Victoria Golf Course	6456, 6453, 6459, 6452, 6460	10,577	73	48
6	06/02/16	Parks and Recreation	08369	Sorensen Park	4616, 4617, 4616-1	5,168	11	11
7	06/06/16	Internal Services Department	05701	Civic Center Cogeneration Plant	0106, 0106-1, 0106-2	49,206	344	550
8	06/06/16	Parks and Recreation	08072	Santa Anita Golf Course	3118, 0167, 0167-1, 0167-2, 3697, 3697-1, 3697-2	21,564	13	54
9	06/07/16	Parks and Recreation	08066	Alondra Community Regional Park	2667, 4131, 4493, 2006, 4132, 4211, 4493-1, 4493-2, 4493-3, 2636, 4037, 4378	38,053	19	90
10	06/08/16	Parks and Recreation	08246	Lennox Park	2527, 4240, 4240-1, 4458, 4459, 6530	20,423	28	90
11	06/09/16	Public Social Services	10767	DPSS Civic Center Parking Garage	L771	82,250	18	1
12	06/13/16	Fire Department	06320	Fire Pacoima	Y600, Y585, Y588, Y600-1, Y600-2, Y581-2, Y581-3, Y655-1, Y581-1, Y581, Y655, Y656, Y580-1, Y656-1, Y580, Y593, Y590, Y593-1, Y611, Y611-1, Y611-2, Y595, Y594, 5930, Y592, 5930-1, Y588-1, Y588-2, Y588-3, Y592-2, Y592-1, Y582, Y585-1, Y585-3, Y588-4, Y590-1, Y600-3	142,320	364	535
13	06/13/16	Parks and Recreation	08521	Marshall Canyon Golf Course	5298, 5345, 5347, 5298-2, 5298-1	23,212	20	46
14	06/13/16	Parks and Recreation	08399	Val Verde Park	0263, 0266, 3039, 6236	13,360	43	58
15	06/14/16	Parks and Recreation	08174	Charles S Farnsworth Park	0225, 0225-1, 0225-2, 0225-3, 0225-4, 0225-5, 0225-6, 0225-7, 0225-8	21,347	5	47

#	Date	Department	BIS	Site Name	LACO	GSF	Deficiency Quantity	Barcode Quantity
16	06/15/16	Parks and Recreation	08090	Belvedere Park	1499, 1644, 2670 5976, 5976-1, 5976-2, 5976-3, 5976-4	47,838	36	121
17	06/15/16	Parks and Recreation	08530	Knollwood Golf Course	5765, 5769, 5766, 5490, X772	36,584	107	96
18	06/16/16	Parks and Recreation	08513	Diamond Bar Golf Course	6363, 5159, 5090, 5089, 5159-1	36,248	105	99
19	06/20/16	Parks and Recreation	08192	Dalton Park	5926	3,564	12	14
20	06/20/16	Animal Care and Control	04227	Department of Animal Care and Control Headquarters	A350	12,450	56	36
21	06/21/16	Parks and Recreation	08311	Pamela Park	6415, X494, X367 X367-1	16,317	13	18
22	06/21/16	Agricultural Commission	09832	Agricultural Commission South Gate Administration	6467, Y238, Y237, Y237-1, Y237-2	28,226	81	60
23	06/21/16	Agricultural Commission	09833	Agricultural Commission Environmental Lab/Warehouse	5420, Y113 5420-1, 5420-2	30,210	93	104
24	06/22/16	Parks and Recreation	08358	San Dimas Canyon Park and Nature Center	0275, 0275-1 0275-2, 0275-3	2,027	17	16
25	06/23/16	Parks and Recreation	08501	Mountain Meadows Golf Course	6132, 6140, 6134, 6139-1, 6140-1, 6134-2, 6134-1, 6139	28,731	36	47
26	06/23/16	Agricultural Commission	01290	Agricultural Commission General Services Building	2186	2,241	7	9
27	06/23/16	Agricultural Commission	10884	Agricultural Commission North Field Station Pest Detection	T406, T408, T408-1	1,506	18	11
28	06/27/16	Parks and Recreation	07961	Whittier Narrows Nature Center	X728, X749, X753, X751, X746, X753-1, X753-2	7,445	55	92
29	06/27/16	Fire Department	06040	Fire Station 40	3473	3,954	27	22
30	06/27/16	Parks and Recreation	08194	Washington Park	6334, 6351, 6351-1, 6334-1, 6351-2, 6337, 6351-3	31,728	11	54
31	06/28/16	Parks and Recreation	08540	Lakewood Golf Course	X956, X958, X957, X956-1, X956-2, X956-3	32,924	73	143
32	06/28/16	Parks and Recreation	08350	Ted Watkins Memorial Park	2638, 3707, 3708, 0461, 4198, X782, 6498, 3901, 3907-1, 3367, 5951, 4034	27,494	15	88
33	06/29/16	Parks and Recreation	08375	Jesse Owens Community Regional Park / Maggie Hathaway Golf Course	4825, 4824, 3846, 4218, 4287, 5232, 4739, 3173, 4739-1	48,830	48	68
34	06/29/16	Parks and Recreation	08553	Los Verdes Golf Course	4821, 4821-1, 4821-2, 4821-3	32,254	69	83
Totals					199 Buildings	1,013,530	2,259	3,166

Map of Sites Visited (Assessment and Pre-Assessment) - June 2016



Schedule Adjustments - June 2016

Schedule adjustments made during June affected the following sites:

Project Cancellations:

- Pico Rivera Warehouse (BIS Unknown)

Rescheduled Sites:

- Deane Dana Friendship Park (BIS 08105)
- South Gate RIFA Trailer (BIS 10886 LACO T405)
- Agricultural Commissioner/Weights and Measures Warehouse (BIS 10100)
- South Coast Botanic Gardens (BIS 04580)

List of Key Project Events during June 2016

06/01/2016- A: Pre-Survey BIS: 08336, Bonelli Regional Park (Follow-Up) (1 of 2), ADDRESS: 120 Via Verde, San Dimas, CA 91773

B: Survey BIS: 00322, Medical Examiner-Coroner, (1 of 2), ADDRESS: 1104 N Mission Rd, Los Angeles, CA 90033

C: Survey BIS: 06888, Lynwood Library, and BIS: 06708, El Camino Real Library, ADDRESS: 11320 Bullis Rd, Lynwood, CA 90262, and 4264 Whittier Blvd, Los Angeles, CA, 90023

E: Survey BIS: 08154, Victoria Community Regional Park (S), ADDRESS: 419 E 192nd St, Carson, CA 90746

G: Pre-Survey BIS: 08399, Val Verde Park (N), (1 of 2) ADDRESS: 30300 Arlington St, Castaic, CA 91384

06/02/2016- A: Pre-Survey BIS: 08336, Bonelli Regional Park (Follow-Up) (2 of 2), ADDRESS: 120 Via Verde, San Dimas, CA 91773

B: Survey BIS: 00322, Medical Examiner-Coroner, (2 of 2), ADDRESS: 1104 N Mission Rd, Los Angeles, CA 90033

C: Survey BIS: 08105, Deane Dana Friendship Park (R), ADDRESS: 1805 W 9th St, San Pedro, CA 90232

E: Survey BIS: 08153, Victoria Golf Course (G), ADDRESS: 340 E 192nd St, Carson, CA 90746

G: Pre-Survey BIS: 08399, Val Verde Park (N) (2 of 2), ADDRESS: 30300 Arlington St, Castaic, CA 91384

6/06/2016- A: Pre-Survey BIS: 04227, Department of Animal Care and Control Headquarters, ADDRESS: 5898 Cherry Ave, Long Beach, CA 90805

B: Survey BIS: 05701, Civic Center Cogeneration Plant (1 of 4) ADDRESS: 301 N BROADWAY, Los Angeles, 90012

C: Survey BIS: 08072, Santa Anita Golf Course (G), ADDRESS: 405 S Santa Anita Ave, Arcadia, CA 91006

D: Pre-Survey and Survey BIS: 08840, Dockweiler Beach, (continued) ADDRESS: 12000 Vista del Mar, Playa del Rey, CA 90293

E: Survey BIS: 08336, Bonelli Regional Park (R), (1 of 4), ADDRESS: 120 Via Verde, San Dimas, CA 91773

G: Pre-Survey BIS: 06040, Fire Station 40, ADDRESS: 4864 S DURFEE AVE, Pico Rivera, 90660

6/07/2016- A: Pre-Survey BIS: 09832 and 09833, Agricultural Commission - South Gate Office, (1 of 2), ADDRESS: 11012 Garfield Ave, South Gate, CA 90280

B: Survey BIS: 05701, Civic Center Cogeneration Plant, (2 of 4) ADDRESS: 301 N BROADWAY, Los Angeles, 90012

C: Survey BIS: 08066, Alondra Community Regional Park (S), ADDRESS: 3850 Manhattan Beach Blvd, Lawndale, CA 90260

D: Pre-Survey and Survey Beaches and Harbor (Fire sites only)

E: Survey BIS: 08336, Bonelli Regional Park (R), (2 of 4), ADDRESS: 120 Via Verde, San Dimas, CA 91773

G: Pre-Survey BIS: 08192, Dalton Park (E), ADDRESS: 18867 E Armstead St, Azusa, CA 91702

6/08/2016- A: Pre-Survey BIS: 09832, 09833, and 10886, Agricultural Commission - South Gate Office, (2 of 2), and South Gate RIFA Trailer,

B: Survey BIS: 05701, Civic Center Cogeneration Plant, (3 of 4) ADDRESS: 301 N BROADWAY, Los Angeles, 90012

C: Survey BIS: 08246, Lennox Park (S), 10828 Condon Ave, Lennox, CA 90304

D: Pre-Survey BIS: 08375, Maggie Hathaway Golf Course (G), 1921 W 98th St, Los Angeles, CA 90047

E: Survey BIS: 08336, Bonelli Regional Park (R), (3 of 4), ADDRESS: 120 Via Verde, San Dimas, CA 91773

G: Pre-Survey BIS: 08311 and 08313, Pamela Park (E), ADDRESS: 2236 Goodall Ave, Duarte, CA 91010

List of Key Project Events during June 2016 (continued)

- 6/09/2016- A: Pre-Survey BIS: 01290, and BIS: 10884, Agricultural Commission – General Services Building, and North Field Station Pest Detection and RIFA Trailer, ADDRESS: 14445 OLIVE VIEW DR, Sylmar, 91343
B: Survey BIS: 05701, Civic Center Cogeneration Plant, (4 of 4) ADDRESS: 301 N BROADWAY, Los Angeles, 90012
C: Survey BIS: 10767, DPSS Civic Center Parking Structure, ADDRESS: 333 Civic Center Dr, Santa Monica, CA 90401
D: Pre-Survey BIS:08375, Jesse Owens Community Regional Park (S), ADDRESS: 9651 S Western Ave, Los Angeles, CA 90047
E: Survey BIS: 08336, Bonelli Regional Park (R), (4 of 4), ADDRESS: 120 Via Verde, San Dimas, CA 91773
G: Pre-Survey BIS: 08501, Mountain Meadows Golf Course (G), ADDRESS: 1875 Fairplex Dr, Pomona, CA 91768
- 6/13/2016- A: Pre-Survey BIS:01178 Coroner - Antelope Valley Regional Office, ADDRESS: 44900 N 60TH ST W, Lancaster, 93536
B: Survey BIS: 06320, Fire Pacoima, (1 of 8) ADDRESS: 12605 OSBORNE ST, Pacoima, 91331
C: Survey BIS: , Marshall Canyon Golf Course, ADDRESS: 6100 Stephens Ranch Rd, La Verne, CA 91750
D: Pre-Survey and Survey BIS: 08840, Beach Dockweiler (continued) ADDRESS: 12000 Vista del Mar, Playa del Rey, CA 90293
E: Survey BIS: 08399, Val Verde Park (N), (1 of 2) ADDRESS: 30300 Arlington St, Castaic, CA 91384
G: Pre-Survey BIS: 07961, Whittier Narrows Regional Park and Nature Center (R), ADDRESS: 1000 Durfee Ave, South El Monte, CA 91733
- 6/14/2016- A: Pre-Survey BIS: 04095 and BIS: 10100, Lancaster Courthouse, Central Plant, and Agricultural Commissioner Warehouse, ADDRESS: 42011 4th St W, Lancaster, CA 93534, and 12300 Lower Azusa Rd, Arcadia, CA 91006
B: Survey BIS: 06320, Fire Pacoima, (2 of 8) ADDRESS: 12605 OSBORNE ST, Pacoima, 91331
C: Survey BIS: 08174, Farnsworth Park (E), ADDRESS: 568 Mount Curve Ave E, Altadena, CA 91001
D: Pre-Survey and Survey Beaches and Harbor (Fire sites only)
E: Survey BIS: 08399, Val Verde Park (N), (2 of 2) ADDRESS: 30300 Arlington St, Castaic, CA 91384
G: Pre-Survey BIS: 07961, Whittier Narrows Regional Park and Nature Center (R), ADDRESS: 1000 Durfee Ave, South El Monte, CA 91733
- 6/15/2016- A: Pre-Survey BIS: 08061 and BIS: 06741, Acton/Aqua Dulce Library, and Acton Park (N), ADDRESS: 33792 Crown Valley Rd, Acton, CA 93510, and 3751 Syracuse Ave, Acton, CA 93510
B: Survey BIS: 06320, Fire Pacoima, (3 of 8) ADDRESS: 12605 OSBORNE ST, Pacoima, 91331
C: Survey BIS: 08090, Belvedere Park (E), ADDRESS: 4914 East Cesar E Chavez Avenue, East Los Angeles, CA 90022
D: Pre-Survey BIS: 08194, Washington Park (S), ADDRESS: 8908 Maie Ave, Los Angeles, CA 90002
E: Survey BIS: 08530, Knollwood Golf Course, ADDRESS: 12040 Balboa Blvd, Granada Hills, CA 91344
G: Pre-Survey BIS: 07961, Whittier Narrows Regional Park and Nature Center (R), ADDRESS: 1000 Durfee Ave, South El Monte, CA 91733
- 6/16/2016- A: Pre-Survey BIS: 08397, Vasquez Rocks Natural Park Area (R), ADDRESS: 10700 Escondido Canyon Rd, Agua Dulce, CA 91350
B: Survey BIS: 06320, Fire Pacoima, (4 of 8) ADDRESS: 12605 OSBORNE ST, Pacoima, 91331
C: Survey BIS: 08369, Sorensen Park (S) ADDRESS: 11419 Rose Hedge Dr, Whittier, CA 90606
D: Pre-Survey BIS: 08350, Ted Watkins Memorial Park (S), ADDRESS: 1335 E 103rd St, Los Angeles, CA 90002
E: Survey BIS: 08513, Diamond Bar Golf Course, ADDRESS: 22751 Golden Springs Dr, Diamond Bar, CA 91765
G: Pre-Survey BIS: 07961, Whittier Narrows Regional Park and Nature Center (R), ADDRESS: south, 1000 Durfee Ave, South El Monte, CA 91733
- 6/20/2016- A: Pre-Survey BIS:04500, Arboretum of Los Angeles County (R)(1 of 4) ADDRESS: 301 N Baldwin Ave, Arcadia, CA 91007
B: Survey BIS: 06320 , Fire Pacoima, (5 of 8) ADDRESS: 12605 OSBORNE ST, Pacoima, 91331
C: Survey BIS: 08192, Dalton Park (E), ADDRESS: 18867 E Armstead St, Azusa, CA 91702
D: Pre-Survey and Survey BIS: 08840, Dockweiler Beach, (continued) ADDRESS: 12000 Vista del Mar, Playa del Rey, CA 90293
E: Survey BIS: 04227, Department of Animal Care and Control Headquarters, ADDRESS: 5898 Cherry Ave, Long Beach, CA 90805
G: Pre-Survey BIS: 08288, Mona Park (S), ADDRESS: 2291 E 121st St, Compton, CA 90222

6/21/2016- A: Pre-Survey BIS:04500, Arboretum of Los Angeles County (R), (2 of 4) ADDRESS: 301 N Baldwin Ave, Arcadia, CA 91007
 B: Survey BIS: 06320, Fire Pacoima, (6 of 8) ADDRESS: 12605 OSBORNE ST, Pacoima, 91331
 C: Survey BIS: 08311, Pamela Park (E), ADDRESS: 2236 Goodall Ave, Duarte, CA 91010
 D: Pre-Survey and Survey Beaches and Harbor (Fire sites only)
 E: Survey BIS: 09832 and 09833, South Gate Office, (1 of 2) ADDRESS: 11012 Garfield Ave, South Gate, CA 90280
 G: Pre-Survey BIS: 08414 Carver Park (S), ADDRESS: 1400 East 118th Street, Willowbrook, CA 90059
 6/22/2016- A: Pre-Survey BIS:04500, Arboretum of Los Angeles County (R), (3 of 4) ADDRESS: 301 N Baldwin Ave, Arcadia, CA 91007
 B: Survey BIS: 06320, Fire Pacoima, (7 of 8) ADDRESS: 12605 OSBORNE ST, Pacoima, 91331
 C: Survey BIS: 08358, San Dimas Park and Nature Center (R), ADDRESS: 1628 Sycamore Canyon Rd, San Dimas, CA 91773
 D: Pre-Survey BIS: 08306, Allen J Martin Park (E), ADDRESS: 14830 E GIORDANO ST, La Puente, CA 91744
 E: Survey BIS: 09832 and 09833, South Gate Office, (2 of 2) ADDRESS: 11012 Garfield Ave, South Gate, CA 90280
 G: Pre-Survey BIS: 08171, Enterprise Park (S), ADDRESS: 13055 Clovis Ave, Los Angeles, CA 90059
 6/23/2016- A: Pre-survey BIS: 04500, Arboretum of Los Angeles County (R), (4 of 4) ADDRESS: 301 N Baldwin Ave, Arcadia, CA 91007
 B: Survey BIS: 06320, Fire Pacoima, (8 of 8) ADDRESS: 12605 OSBORNE ST, Pacoima, 91331
 C: Survey BIS: 08501, Mountain Meadows Golf Course (G), ADDRESS: 1875 Fairplex Dr, Pomona, CA 91768
 D: Pre-Survey BIS: 08370, Pathfinder Community Regional Park (S), ADDRESS: 18150 Pathfinder Rd, Rowland Heights, CA 91748
 E: Survey BIS: 01290, BIS: 10884 Agricultural Commission - General Services Building, and North Field Station Pest Detection and RIFA Trailer, ADDRESS: 14445 OLIVE VIEW DR, Sylmar, 91343
 G: Pre-Survey BIS: 08413, Earvin Magic Johnson Park (S), ADDRESS: 905 E El Segundo Blvd, Los Angeles, CA 90059
 6/27/2016- A: Pre-Survey BIS: 08352, Franklin D. Roosevelt Park (S) (1 of 2), ADDRESS: 7600 Graham Ave, Los Angeles, CA 90001
 B: Survey BIS: 06040, Fire Station 40, ADDRESS: 4864 S DURFEE AVE, Pico Rivera, 90660
 C: Survey BIS: 08194, Washington Park (S), ADDRESS: 8908 Maie Ave, Los Angeles, CA 90002
 D: Pre-Survey and Survey BIS: 08840, Dockweiler Beach, (continued) ADDRESS: 12000 Vista del Mar, Playa del Rey, CA 90293
 E: Survey BIS: 07961, Whittier Narrows Regional Park and Nature Center (R), (1 of 4) ADDRESS: 1000 Durfee Ave, South El Monte, CA 91733
 G: Pre-Survey BIS: 08120, Charter Oak Park (E), ADDRESS: 20261 E Covina Blvd, Covina, CA 91723
 6/28/2016- A: Pre-Survey BIS: 08352, Franklin D. Roosevelt Park (S) (2 of 2), ADDRESS: 7600 Graham Ave, Los Angeles, CA 90001
 B: Survey BIS: 08540, Lakewood Golf Course, ADDRESS: 3101 E Carson St, Lakewood, CA 90712
 C: Survey BIS: 08350, Ted Watkins Memorial Park (S), ADDRESS: 1335 E 103rd St, Los Angeles, CA 90002
 D: Pre-Survey and Survey Beaches and Harbor (Fire sites only)
 E: Survey BIS: 07961, Whittier Narrows Regional Park and Nature Center (R), (2 of 4) ADDRESS: 1000 Durfee Ave, South El Monte, CA 91733
 G: Pre-Survey BIS: 08396, Valleydale Park (E), ADDRESS: 5525 N Lark Ellen Ave, Azusa, CA 91702
 6/29/2016- A: Pre-Survey BIS: 04580, South Coast Botanic Garden (R), (1 of 3) ADDRESS: 26300 Crenshaw Blvd, Rancho Palos Verdes, CA 90274
 B: Survey BIS: 08553, Los Verdes Golf Course, ADDRESS: 7000 Los Verdes Dr, Rancho Palos Verdes, CA 90275
 C: Survey BIS: 08375, Jesse Owens Community Regional Park (S), ADDRESS: 9651 S Western Ave, Los Angeles, CA 90047
 D: Pre-Survey BIS: 08261, Manzanita Park (S), ADDRESS: 1747 Kwis Ave, Hacienda Heights, CA 91745
 E: Survey BIS: 07961, Whittier Narrows Regional Park and Nature Center (R) (3 of 4) ADDRESS: 1000 Durfee Ave, South El Monte, CA 91733
 G: Pre-Survey BIS: 08522, Walnut Creek Park (E), ADDRESS: San Dimas, CA 91773

List of Key Project Events during June 2016 (continued)

6/30/2016- A: Pre-Survey BIS: 04580, South Coast Botanic Garden (R), (2 of 2) ADDRESS: 26300 Crenshaw Blvd, Rancho Palos Verdes, CA 90274

B: Survey BIS:00579, DF Kirby Power Plant and Cooling Towers, ADDRESS: 1500 S MC DONNELL AVE, Commerce, 90022

C: Survey BIS: 08375, Maggie Hathaway Golf Course, ADDRESS: 1921 W 98th St, Los Angeles, CA 90047

D: Pre-Survey BIS: 08216, Los Robles Park (S), ADDRESS: 14906 East Los Robles Avenue, Hacienda Heights, CA 91745

E: Survey BIS: 07961, Whittier Narrows Regional Park and Nature Center (R), (4 of 4) ADDRESS: 1000 Durfee Ave, South El Monte, CA 91733

G: Pre-Survey BIS: 08073, Arcadia Park (E), ADDRESS: 405 S Santa Anita Ave, Arcadia, CA 91006

Project Issues and Resolutions

Undocumented Buildings - The lack of high-level building information remains an ongoing issue that affects the project's timeliness and efficiency. Field teams often find buildings for which no County record exists. Official building numbers, known as LACO numbers, are crucial to joining newly observed data with existing County information, such as a building's size, history and known maintenance issues. The extra time spent researching records and interviewing personnel is slow and tedious. In response, the County is attempting to refresh its list of existing buildings. Refreshing the County's real estate records is a secondary benefit of the Deferred Maintenance Program.

Floorplan Acquisition - Lack of existing floor plans is another recurring issue which, in conjunction with lack of LACO numbers, is delaying project progress. In response, field teams must linger on site longer, drawing room layouts from scratch, an activity beyond the project scope. However, since digitized floor plans are a critical part of the workflow, this work cannot be omitted or deferred until later.

Non-building Assets - By coincidence, the two remaining County Departments, Parks and Recreation and Beaches and Harbors, are unique in that the value of their assets and services are non-building elements within the landscape. These stand-alone landscape elements include large parking lots, bridges, seawalls, play fields, playground equipment, etc. These features have blurred the scope of what equipment the field teams should barcode. Throughout the project, the teams typically have barcoded equipment within and adjacent to buildings. For these departments the teams have extended their attention somewhat into important landscape elements. Ongoing discussions are now taking place to coordinate efforts for revisits to assess some of these non-building elements.

Project Expectations for July 2016

- Teams will continue surveying Parks and Recreation buildings as well as Beaches and Harbors buildings.
- The Beaches team schedule has been adjusted to better accommodate the POC schedules. On Mondays, they will be at Marina Del Rey, Tuesdays at Fire Department buildings at the beaches, and Wednesday at typical Beaches and Harbors buildings.
- All teams will continue to assess buildings four days/week, other than the Beaches team, which will be surveying Monday through Wednesday and then performing QA tasks on Thursday.
- The site with the largest number of buildings to date (BIS 08336 Bonelli Regional Park) will be completed in July.
- The majority of the Registrar-Recorder buildings will be surveyed in July, now that elections are over.

Anticipated Schedule Adjustments for July 2016

Just as in June, it is anticipated that throughout July, assessment teams may continue to discover a high quantity of undocumented buildings. In general, most Parks and Recreation facilities end up being much larger than anticipated. This variability of square footage reduces the assessment schedule's precision—usually resulting in a time extension. As in previous months, access to floor plans remains the key to efficient assessments.

Anticipated Project Events during July 2016

07/05/2016 - A: Pre-Survey BIS: 08336, Bonelli Regional Park (Follow-Up 1 of 3), ADDRESS: 120 VIA VERDE, San Dimas, CA 91773
B: Survey BIS: 08570, Chester Washington Golf Course (1 of 2), ADDRESS: 1930 W 120TH ST, Los Angeles, CA 90047
C: Survey BIS: 08414, Carver Park (S), ADDRESS: 1400 E 118TH ST, Los Angeles, CA 90059
D: Pre-Survey and Survey BIS: 08840, Dockweiler Beach, Address: 8255 Vista Del Mar, Playa Del Rey, CA 90293
E: Survey BIS: 08336, Bonelli Regional Park (1 of 11), ADDRESS: 120 VIA VERDE, San Dimas, CA 91773
G: Pre-Survey BIS: 08510, Altadena Golf Course, ADDRESS: 1456 E MENDOCINO ST, Altadena, CA 91001
07/06/2016 - A: Pre-Survey BIS: 08336, Bonelli Regional Park (Follow-Up 2 of 3), ADDRESS: 120 VIA VERDE, San Dimas, CA 91773
B: Survey BIS: 08570, Chester Washington Golf Course (2 of 2), ADDRESS: 1930 W 120TH ST, Los Angeles, CA 90047
C: Survey BIS: 08171, Enterprise Park (S), ADDRESS: 13055 CLOVIS AVE, Los Angeles, CA 90059
D: Tour of Marina Del Rey
E: Survey BIS: 08336, Bonelli Regional Park (2 of 11), ADDRESS: 120 VIA VERDE, San Dimas, CA 91773
G: Pre-Survey BIS: 08580, Whittier Narrows Golf Course (1 of 2), ADDRESS: 8640 Rush St, Rosemead, CA 91770
07/07/2016 - A: Pre-Survey BIS: 08336, Bonelli Regional Park (Follow-Up 3 of 3), ADDRESS: 120 VIA VERDE, San Dimas, CA 91773
B: Survey BIS: 08105, Deane Dana Friendship Park, ADDRESS: 1805 W 9TH ST, San Pedro, CA 90732
C: Survey BIS: 08413, Earvin Magic Johnson Park (S), ADDRESS: 905 E El Segundo Blvd, Los Angeles, CA 90059
E: Survey BIS: 08336, Bonelli Regional Park (3 of 11), ADDRESS: 120 VIA VERDE, San Dimas, CA 91773
G: Pre-Survey BIS: 08580, Whittier Narrows Golf Course (2 of 2), ADDRESS: 8640 Rush St, Rosemead, CA 91770
07/11/2016 - A: Pre-Survey BIS: 09408, Registrar-Recorder Warehouse, ADDRESS: 12680-86 CORRAL PLACE, Santa Fe Springs, CA 90670
B: Survey BIS: 04500, Arboretum of Los Angeles County (1 of 4), ADDRESS: 301 N BALDWIN AVE, Arcadia, CA 91007
C: Survey BIS: 10421, Harry Hufford Registrar-Recorder/County Clerk Building (1 of 4), ADDRESS: 12400 E IMPERIAL HWY, Norwalk, CA 90650
D: Pre-Survey Marina Del Rey
E: Survey BIS: 08336, Bonelli Regional Park (4 of 11), ADDRESS: 120 VIA VERDE, San Dimas, CA 91773
G: Pre-Survey BIS: 01200, Camp Munz (1 of 2), ADDRESS: 42220 N LAKE HUGHES RD, Lake Hughes, CA 93532
07/12/2016 - A: Pre-Survey BIS: 08064, Amigo Park (S), ADDRESS: 5700 S JUAREZ AVE 605 FWY Whittier, CA 90606
B: Survey BIS: 04500, Arboretum of Los Angeles County (2 of 4), ADDRESS: 301 N BALDWIN AVE, Arcadia, CA 91007
C: Survey BIS: 10421, Harry Hufford Registrar-Recorder/County Clerk Building (2 of 4), ADDRESS: 12400 E IMPERIAL HWY, Norwalk, CA 90650
D: Pre-Survey and Survey BIS: 08741, Zuma Beach, Address: 29600 Pacific Coast Hwy, Malibu, CA 90265
E: Survey BIS: 08336, Bonelli Regional Park (5 of 11), ADDRESS: 120 VIA VERDE, San Dimas, CA 91773
G: Pre-Survey BIS: 01200, Camp Munz (2 of 2), ADDRESS: 42220 N LAKE HUGHES RD, Lake Hughes, CA 93532
07/13/2016 - A: Pre-Survey BIS: 08204, Adventure Park (S), ADDRESS: 10130 S GUNN AVE, Whittier, CA 90605
B: Survey BIS: 04500, Arboretum of Los Angeles County (3 of 4), ADDRESS: 301 N BALDWIN AVE, Arcadia, CA 91007
C: Survey BIS: 10421, Harry Hufford Registrar-Recorder/County Clerk Building (3 of 4), ADDRESS: 12400 E IMPERIAL HWY, Norwalk, CA 90650
D: Pre-Survey and Survey BIS: 08741, Zuma Beach, Address: 29600 Pacific Coast Hwy, Malibu, CA 90265
E: Survey BIS: 08336, Bonelli Regional Park (6 of 11), ADDRESS: 120 VIA VERDE, San Dimas, CA 91773
G: Pre-Survey BIS: 00820, Camp Mendenhall (1 of 2), ADDRESS: 42230 N LAKE HUGHES RD, Lake Hughes, CA 93532
07/14/2016 - A: Pre-Survey BIS: 08332, Blevins Park (S), ADDRESS: 19500 Windrose Dr, Rowland Heights, CA 91748
B: Survey BIS: 04500, Arboretum of Los Angeles County (4 of 4), ADDRESS: 301 N BALDWIN AVE, Arcadia, CA 91007
C: Survey BIS: 10421, Harry Hufford Registrar-Recorder/County Clerk Building (4 of 4), ADDRESS: 12400 E IMPERIAL HWY, Norwalk, CA 90650

Anticipated Project Events during July 2016 (continued)

E: Survey BIS: 08336, Bonelli Regional Park (7 of 11), ADDRESS: 120 VIA VERDE, San Dimas, CA 91773

G: Pre-Survey BIS: 00820, Camp Mendenhall (2 of 2), ADDRESS: 42230 N LAKE HUGHES RD, Lake Hughes, CA 93532

07/18/2016 - A: Pre-Survey BIS: 08293, Countrywood Park (S), ADDRESS: 16817 E COPPER HILL ROAD, HACIENDA HEIGHTS, CA 91745

B: Survey BIS: 08288, Mona Park (S), ADDRESS: 2291 E 121ST STREET, WILLOWBROOK, CA 90222

C: Survey BIS: 08306, Allen J Martin Park (E), ADDRESS: 14830 E GIORDANO ST, LA PUENTE, CA 91744

D: Pre-Survey Marina Del Rey

E: Survey BIS: 0833, Bonelli Regional Park (8 of 11), ADDRESS: 120 VIA VERDE, San Dimas, CA 91773

G: Pre-Survey BIS: 08249, Loma Alta Park (E), ADDRESS: 3330 N LINCOLN AVE, ALTADENA, CA 91001

07/19/2016 - A: Pre-Survey BIS: 08334, Pepperbrook Park (S), ADDRESS: 1701 COUNTRYWOOD AVE, HACIENDA HEIGHTS, CA 91745

B: Survey BIS: 01178 Coroner - Antelope Valley Regional Office, Address: 44900 N 60TH ST W, Lancaster, CA 93536

B: Survey Lancaster Courthouse, Central Plant, BIS: 04095, ADDRESS: 1121 W AVENUE J-2, Lancaster, CA 93534

C: Survey BIS: 08370, Pathfinder Community Regional Park (S), ADDRESS: 18150 E PATHFINDER ROAD, ROWLAND HEIGHTS, CA 91748

D: Pre-Survey Beaches and Harbors (Fire Sites Only)

E: Survey BIS: 08336, Bonelli Regional Park (9 of 11), ADDRESS: 120 VIA VERDE, San Dimas, CA 91773

G: Pre-Survey BIS: 08336, Two Strike Park (E), ADDRESS: 5107 ROSEMONT AVE, LA CRESCENTA, CA 91214

07/20/2016 - A: Pre-Survey BIS: 01875, Schabarum Regional Park (S), ADDRESS: 17250 Colima Rd, Rowland Heights, CA 91748

B: Survey BIS: 06741, Acton/Aqua Dulce Library, ADDRESS: 3751 SYRACUSE AVE, ACTON, CA 93510

B: Survey BIS: 08061, Acton Park (N), ADDRESS: 33792 CROWN VALLEY ROAD, ACTON, CA 93510

C: Survey BIS: 08352, Franklin D Roosevelt Park (S) (1 of 2), ADDRESS: 7600 GRAHAM AVE, FLORENCE, CA 90001

D: Pre-Survey and Survey BIS: 08741, Zuma Beach, Address: 29600 Pacific Coast Hwy, Malibu, CA 90265

E: Survey BIS: 08336, Bonelli Regional Park (10 of 11), ADDRESS: 120 VIA VERDE, San Dimas, CA 91773

G: Pre-Survey BIS: 08135, Crescenta Valley Park (E), ADDRESS: 3901 NEW YORK AVE, GLENDALE, CA 91214

07/21/2016 - A: Pre-Survey BIS: 08251, Gloria Heer Park, ADDRESS: 18109 E GALLINETA ST, ROWLAND HEIGHTS, CA 91748

B: Survey BIS: 08397, Vasquez Rocks Natural Park Area (R), ADDRESS: 10700 W ESCONDIDO CANYON ROAD, AGUA DULCE, CA 91350

C: Survey BIS: 08352, Franklin D Roosevelt Park (S) (2 of 2), ADDRESS: 7600 GRAHAM AVE, FLORENCE, CA 90001

E: Survey BIS: 08336, Bonelli Regional Park (11 of 11), ADDRESS: 120 VIA VERDE, San Dimas, CA 91773

G: Pre-Survey BIS: 08524, Walnut Nature Park (E), ADDRESS: 2642 OLIVE ST, WALNUT PARK, CA 90255

07/25/2016 - A: Pre-Survey BIS: 08108, Campanella Park (S), ADDRESS: 14812 STANFORD AVE, CALABASAS, CA 91302

B: Survey BIS: 04580, South Coast Botanic Garden (R) (1 of 2) , ADDRESS: 26300 CRENSHAW BLVD, ROLLING HILLS ESTATES, CA 90274

C: Survey BIS: 08120, Charter Oak Park (E), ADDRESS: 20261 E COVINA BLVD, CHARTER OAK, CA 91724

D: Pre-Survey Marina Del Rey

G: Pre-Survey BIS: 08113, Del Valle Park (N), ADDRESS: 28201 SLOAN CANYON ROAD, CASTAIC, CA 91384

07/26/2016 - A: Pre-Survey BIS: 08076, South Services Agency (S), ADDRESS: 360 W EL SEGUNDO BLVD, Los Angeles, CA 90061

B: Survey BIS: 04580, South Coast Botanic Garden (R) (2 of 2) , ADDRESS: 26300 CRENSHAW BLVD, ROLLING HILLS ESTATES, CA 90274

C: Survey BIS: 08396, Valleydale Park (E), ADDRESS: 5525 N LARK ELLEN AVE, AZUSA, CA 91702

D: Pre-Survey and Survey Beaches and Harbors (Fire Sites Only)

G: Pre-Survey BIS: 08502, Charles White Park (N), ADDRESS: 77 W MOUNTAIN VIEW ST, ALTADENA, CA 91001

07/27/2016 - A: Pre-Survey BIS: 08183, Keller Park (S), ADDRESS: 1045 W 126TH STREET, ATHENS, CA 90044

Anticipated Project Events during July 2016 (continued)

- B: Survey BIS: 08216, Los Robles Park (S), ADDRESS: 14906 E LOS ROBLES AVE, LA PUENTE, CA 91745
- C: Survey BIS: 08127, Saybrook Park (E), ADDRESS: 6300 E NORTHSIDE DRIVE, Los Angeles, CA 90022
- D: Pre-Survey and Survey BIS: 08741, Zuma Beach, Address: 29600 Pacific Coast Hwy, Malibu, CA 90265
- G: Pre-Survey BIS: 08391, Hasley Canyon Park (N), ADDRESS: 27800 QUINCY ST, CASTAIC JUNCTION, CA 91350
- 07/28/2016 - A: Pre-Survey BIS: 08091, Mary M. Bethune Park (S), ADDRESS: 1244 E 61ST STREET, Los Angeles, CA 90001
- B: Survey BIS: 08261, Manzanita Park (S), ADDRESS: 1747 S KWIS AVE, LA PUENTE, CA 91745
- C: Survey BIS: 08073, Arcadia Park (E), ADDRESS: 405 S SANTA ANITA AVE, ARCADIA, CA 91006
- G: Pre-Survey West Creek Park (N), BIS: Unknown, ADDRESS: 24247 Village Circle, Santa Clarita, CA 91354



County of Los Angeles Chief Executive Office Report


BIS

LACO

Name

Building Details**00045****0156****Hall Of Records**

FCI	Number of Barcodes	Address	Construction Year
0.7	219	320 W Temple St, Los Angeles CA 90012	1962
PRV	Classification	Building Structural Type	Gross Sq. Ft.
\$283,600,000	Office building	Concrete Shear Walls with stiff diaphragms	438,095



Facility Condition Report

Interior

** Ground floor only ** 9" tile in halls excl. lobby which is stone. Carpet installed most of office area excluding lobby area which is stone. Walls combination of concrete (exterior, core), plaster and drywall.

Exterior

Building sits on a sloping street so Ground level is accessible on northeast corner of building Broadway and Temple with a metal/glass entry doors. There is an uncovered patio deck on the south side facing the court of flags.

All windows have some deficiency, gasket seals are broken apart from their jambs and leak in many rooms.

Exterior doors at ground and terrace levels do not fully close. Weather strip and threshold are deteriorated, and storefront systems are past their life cycle.

Structural

Minor floor unevenness observed on the ninth floor and some of the stack floors. Floors are said to be concrete. Some wall cracks noted in the architectural forms.

This 1962 Richard Neutra high-rise building has a basement and tunnels that connect to the Hall of Administration. It has an eight-story screen made of extruded terra cotta according to LA Conservancy. The T-shaped high-rise features long aluminum louvers on the south façade, and tall aluminum "spider legs" outside the roof deck along with several other unique architectural features.

Site Improvement

The building occupies the northern side of a sloped block bordering Temple Street on the north and the Court of Flags on the south. It is bordered by Hill Street on the west and Broadway on the east. It has an uncovered terrace on the southwest corner and a smaller terrace on the northeast corner. The area has a number of homeless people that often sleep on the property despite the presence of sheriffs stationed in the building.

ADA Accessibility

All restrooms not ADA compliant except RG119. Missing heat wraps on sinks. Accessories often not at proper height. There is a ramp at the Temple and Broadway entrance but this is not the official ADA entrance to the building. The ramp does not have handrails and does appear to have the proper slope.

Mechanical

The building's chilled water and steam is provided from the central plant building across the street. There are heat exchangers distributed throughout the building for hot water. Chilled water comes in at the basement level and is then distributed to AHU's in the building. ISD controls the HVAC in the building. The HVAC system is currently undergoing a refurbishment that involves replacing the thermostats, controls and coils/valves. It is believed that the mixing box dampers are rusty throughout and need replacing. Before the upgrade, there were lots of issues with the HVAC and controls. After the upgrade, it generally seems better but has not been tested properly as of yet. There are lots of complaints about the air quality. The filters have not been changed for three years and the ducts need cleaning. Dirt sometimes comes out of the vents.

Electrical

No complaints about exterior lighting. According to building manager Aida Barkhordarian, all staffed floors have automatic lighting controls that shut off at a specified time and can be overridden after hours. There is a section on the fifth floor that has no manual controls for lighting in individual offices. A number of areas did not have lit exit signs. According to the building manager Aida, there is no automatic fire alarm/detection system. There are only smoke detectors next to the elevator and a manual pull alarm. Most of the electrical equipment is original and beyond the expected service life.

Plumbing

There are many problems with the plumbing in the building that stems from cracked pipes. Hot water, cold water and waste distribution pipes are original (1962). They are disintegrating. There is water intrusion in the exterior elevator at ground level. Facility uses sand bags when it rains, but this creates a fire safety issue. There is a paving structure used for the courtyard outside the entrance that is meant to provide drainage and collect bellow to go to the sewers. However, it does not work and causes leaks in the basement and overflow at the ground level. There is a project estimated for it to be fixed but it is not currently scheduled or financed. There are sprinklers in the basement only. Sometimes the sinks clog as there are no garbage disposals and the sinks cannot take things like coffee grinds etc. The drains can back up, but generally they keep them clean and they are fine. The irrigation is operational but they choose to hand water as it is easier. Sump pumps are located in the sub-basement (accessibly through manholes from the basement mechanical rooms and a few other locations on the basement floor).

Fire Protection

See other form submitted by plumbing engineer Damien Ogas

Building Lifecycle Events

Upgrade	Year	Notes
Major Exterior Renovation	1960	Window washer equipment is not operational for many years.
Major Exterior Renovation	1960	All windows have some deficiency, gasket seals are broken apart from their jambs and leak in many rooms.
Major Exterior Renovation	1960	Exterior doors at ground and terrace levels do not fully close. Weather strip and threshold are deteriorated, and storefront systems are past their life cycle.



County of Los Angeles Chief Executive Office Report	BIS	LACO	Name
Deficiency Report	00045	0156	Hall Of Records

FCI	Number of Barcodes	Address	Construction Year
0.7	219	320 W Temple St, Los Angeles CA 90012	1962
PRV	Classification	Building Structural Type	Gross Sq. Ft.
\$283,600,000	Office building	Concrete Shear Walls with stiff diaphragms	438,095

	Architectural Form	Electrical Form	Mechanical Form	Plumbing Form	Site Form	Structural Form	General Requirements	Total
Critical								0
High	1	1		17				19
Medium	4		10	55			1	70
Low	22		9	95				126

Total Deficiencies 215

Critical	Severe hazard is documentable. Health and safety risk to personnel or public is a potential outcome. Immediate hazard mitigation and notification of authorities required.
High	Major distress and degradation of functional component or subcomponents that definitely affect health, life-safety, security, structural integrity, and/or adversely affect operation of other components, etc. Maintenance and/or repair must be undertaken to avoid frequent or complete failure of system.
Medium	Distress and degradation of functional component or subcomponents exists and is documentable. Maintenance and/or repair must be scheduled to avoid periodic interruptions of system.
Low	Distress exists, but is slight aesthetic or superficial functional degradation. Rare or non-existent interruptions of system. Most often, maintenance and/or repair will not be accomplished.

Critical Deficiencies: 0

High Deficiencies: 19

High Architectural Form Deficiencies: 1



Classification	Quantity	Deficiency	Severity	Location	Action
Hardware	1 EA	Broken	High	M338	Minor repair
ID	Comments				
0156-04854	Broken metal guard at base of door that pulls away when opened. Tripping hazard.				

High Electrical Form Deficiencies: 1



Classification	Quantity	Deficiency	Severity	Location	Action
Transformers	1 EA	Noncompliant	High	B010G	Replace
ID	Comments				
0156-18373	Manufacturer Recall – Needs replacement				

High Plumbing Form Deficiencies: 17



Classification	Quantity	Deficiency	Severity	Location	Action
Domestic Water Piping Specialties	10 EA	Deteriorated	High	CB003	Replace

ID 0156-05054 **Comments** Heating hot water piping is leaking in the corridor.
10ft estimated based on photo. Please be aware that the piping in this building is old and corroded. When looking at replacements as whole we need to consider the cost to either replace 1960's pipe or the cost to repair pipes (they break regularly due to age).



Classification	Quantity	Deficiency	Severity	Location	Action
Commercial Plumbing Fixtures	2 EA	Noncompliant	High	R407	Replace

ID 0156-05112 **Comments** Waterless urinal and water closet not ADA



Classification	Quantity	Deficiency	Severity	Location	Action
Commercial Water Closets	2 EA	Noncompliant	High	R1210	Replace

ID 0156-05133 **Comments** water closets



Classification	Quantity	Deficiency	Severity	Location	Action
Commercial Urinals	1 EA	Noncompliant	High	R1410	Replace

ID 0156-05136 **Comments** Waterless urinal
Restroom R1410 is not ADA compliant
Restroom is not ADA compliant



Classification	Quantity	Deficiency	Severity	Location	Action
Commercial Water Closets	1 EA	Noncompliant	High	R1407	Replace

ID 0156-05139 **Comments** water closet not ADA compliant
Toilet partition not ADA compliant



Classification	Quantity	Deficiency	Severity	Location	Action
Commercial Water Closets	2 EA	Noncompliant	High	R1311	Replace

ID 0156-05140 **Comments** water closets
Toilet stall is not ADA compliant



Classification	Quantity	Deficiency	Severity	Location	Action
Commercial Urinals	1 EA	Noncompliant	High	R206	Replace
ID				Comments	
0156-05144				Urinal with capped cold water pipe. Note: restroom R206 is not ADA compliant.	



Classification	Quantity	Deficiency	Severity	Location	Action
Commercial Water Closets	1 EA	Noncompliant	High	R205	Replace
ID				Comments	
0156-05145				water closets Toilet stall is not ADA compliant Delete one water closet Provide one ADA compliant water closet	



Classification	Quantity	Deficiency	Severity	Location	Action
Commercial Water Closets	1 EA	Noncompliant	High	RG120	Replace
ID				Comments	
0156-05185				Not Ada	



Classification	Quantity	Deficiency	Severity	Location	Action
Commercial Water Closets	1 EA	Noncompliant	High	G126	Replace
ID				Comments	
0156-05189				no Ada	



Classification	Quantity	Deficiency	Severity	Location	Action
Commercial Water Closets	2 EA	Noncompliant	High	J103C	Replace
ID				Comments	
0156-05192				No Ada water closets	



Classification	Quantity	Deficiency	Severity	Location	Action
Commercial Water Closets	1 EA	Noncompliant	High	R607	Replace
ID				Comments	
0156-05205				No Ada	



Classification	Quantity	Deficiency	Severity	Location	Action
Commercial Water Closets	1 EA	Noncompliant	High	R606	Replace
ID	Comments				
0156-05208	note: no floor drain				



Classification	Quantity	Deficiency	Severity	Location	Action
Commercial Water Closets	1 EA	Noncompliant	High	R606	Replace
ID	Comments				
0156-05209	Toilet compartment is not ADA compliant Water closet is not ADA compliant				



Classification	Quantity	Deficiency	Severity	Location	Action
Commercial Plumbing Fixtures	1 EA	Inoperable	High	1535	Clean
ID	Comments				
0156-05220	Floor sink filled in Not in use Abandon?				



Classification	Quantity	Deficiency	Severity	Location	Action
Commercial Water Closets	0 EA	Noncompliant	High	R812	Replace
ID	Comments				
0156-05240	Toilet is not ADA compliant				



Classification	Quantity	Deficiency	Severity	Location	Action
Commercial Water Closets	2 EA	Noncompliant	High	R406	Replace
ID	Comments				
0156-05245	Water closets				

Medium Deficiencies: 70

Medium Architectural Form Deficiencies: 4



Classification	Quantity	Deficiency	Severity	Location	Action
Exterior Louvers Performance Requirements	1632 SF	Broken	Medium	R131	Replace
ID	Comments				
0156-05018	Louvers are not working well due to the broken motor. Replacement is recommended.				



Classification	Quantity	Deficiency	Severity	Location	Action
Plaster and Gypsum Board Finish	4 SF	Broken	Medium	MB002	Major repair
ID	Comments				
0156-05479	Missing ceiling finish in the mechanical room.				



Classification	Quantity	Deficiency	Severity	Location	Action
Plaster and Gypsum Board	80 SF	Eroded	Medium	CG110	Resurface
ID	Comments				
0156-05490	Ground level exit wall requires resurfacing.				



Classification	Quantity	Deficiency	Severity	Location	Action
Low-Slope Roofing Membrane	18000 SF	Deteriorated	Medium	1605 ROOF	Replace
ID	Comments				
0156-08514	Existing Single Ply Membrane Roof is severely deteriorated.				

Medium Mechanical Form Deficiencies: 10



Classification	Quantity	Deficiency	Severity	Location	Action
Air-Handling Units	1 EA	Rusted	Medium	MB002	Replace
ID	Comments				
0156-04974	This cooling system is for the generators and is rarely in use. This deficiency needs to be considered as a whole with the rest of the building. If the generators need replacing they may not need a dedicated cooling system. 5000 CFM estimated as no information available				



Classification	Quantity	Deficiency	Severity	Location	Action
Hydronic Piping System	25 EA	Leaking	Medium	MB002	Major repair
ID	Comments				
0156-04975	Leaking is coming from the piping and the floor is covered in water.				



Classification	Quantity	Deficiency	Severity	Location	Action
Hydronic Piping System	25 EA	Leaking	Medium	MB002	Minor repair
ID	Comments				
0156-04976	Piping above is leaking water and dripping onto the ground and water is pooling. This is causing damage to the exterior of the AHU.				



County of Los Angeles Chief Executive Office Report	LACO ID	Name	BIS
Project Builder Report	D310	DPSS - Lanark East Valley Ws District Office	05219

FCI	Total Implementation Cost	Address	Construction Year
0.0	\$286,739.10	14545 Lanark St, Panorama City CA 91402	1990 to 1999
PRV	Classification	Building Structural Type	Gross Sq. Ft.
\$58,910,000	2100 Office or bank building	Steel Frames with Concrete Shear Walls	96,360

Project ID: D310-0066										Prioritization Score: 55		
Project Description: MEP-1												
Compromises Building Function NO				Compromises Building Security NO					Building Open to the Public NO			
Code	Deficiency ID	Building Item	Deficiency	Form	Severity	Project Action	Quantity	Measure	Unit Price	ADA	Unburdened Cost	Cost
D3050.10	D310-02038	Condensate-Drain Piping Working Temperature	Flooded	Mechanical	Medium	Install	2	EA	\$750.00	No	\$1,500.00	\$2,985.00
A4010		Standard Slabs-on-Grade		Structural		Minor repair	50	SF	\$45.00	No	\$2,250.00	\$4,477.50
D2020.30	D310-02045	Sanitary Drains	Noncompliant	Plumbing	High	Replace	4	EA	\$150.00	No	\$600.00	\$1,194.00
B1010.90		Fireproofing		Structural		Install	2	SF	\$250.00	No	\$500.00	\$995.00
F3030.10		Selective Building Demolition		Architecture		Minor repair	50	LS	\$40.00	No	\$2,000.00	\$3,980.00
D2020.30		Sanitary Sewers		Plumbing		Install	30	LF	\$75.00	No	\$2,250.00	\$4,477.50
C2010.10	D310-01961	Tile Wall Finish	Missing	Architecture	Low	Replace	1	SF	\$100.00	No	\$100.00	\$199.00
G3030.40	D310-02051	Area Drains	Waterlogged	Site	Low	Routine Maintenance	6	SF	\$200.00	No	\$1,200.00	\$2,388.00
D5020.30	D310-02100	Panelboards	Noncompliant	Electrical	High	Minor repair	1	EA	\$500.00	No	\$500.00	\$995.00
D5020.30	D310-02408	Panelboards	Noncompliant	Electrical	High	Minor repair	1	EA	\$500.00	No	\$500.00	\$995.00
Subtotal \$22,686.00												

Project ID: D310-0067										Prioritization Score: 32		
Project Description: Building Interior												
Compromises Building Function NO				Compromises Building Security NO					Building Open to the Public NO			
Code	Deficiency ID	Building Item	Deficiency	Form	Severity	Project Action	Quantity	Measure	Unit Price	ADA	Unburdened Cost	Cost

C1010.10	D310-01962	Plaster and Gypsum Board	Cracked	Architecture	Medium	Minor repair	15	SF	\$16.00	No	\$240.00	\$477.60
C1090.70		Storage Shelving		Architecture		Replace	1	EA	\$4,000.00	No	\$4,000.00	\$7,960.00
C1030.10	D310-01983	Interior Swinging Doors	Buckling	Architecture	Low	Minor repair	2	LEF	\$600.00	No	\$1,200.00	\$2,388.00
B2010.30	D310-01971	Plaster and Gypsum Board	Cracked	Architecture	Low	Minor repair	10	SF	\$25.00	No	\$250.00	\$497.50
C2050.20	D310-01970	Prefinished Paneling	Stained	Architecture	Low	Minor repair	4	SF	\$25.00	No	\$100.00	\$199.00
C2050.20	D310-01969	Prefinished Paneling	Punctured	Architecture	Low	Relocate	4	SF	\$25.00	No	\$100.00	\$199.00
C2030.75	D310-01968	Sheet Carpeting	Tripping Hazard	Architecture	Low	Replace	340	SF	\$12.00	No	\$4,080.00	\$8,119.20
C1010.10	D310-01965	Plaster and Gypsum Board	Punctured	Architecture	Low	Minor repair	1	SF	\$250.00	No	\$250.00	\$497.50
C2050.10	D310-01967	Plaster and Gypsum Board Finish	Deteriorated	Architecture	Low	Minor repair	12	SF	\$25.00	No	\$300.00	\$597.00
C2030.50	D310-01960	Resilient Flooring	Chipped	Architecture	Low	Minor repair	3200	SF	\$25.00	No	\$80,000.00	\$159,200.00
C1010.10	D310-01964	Plaster and Gypsum Board	Deteriorated	Architecture	Low	Minor repair	5	SF	\$30.00	No	\$150.00	\$298.50
C1010.10	D310-01963	Plaster and Gypsum Board	Peeling	Architecture	Low	Resurface	30	SF	\$8.00	No	\$240.00	\$477.60
B2010.30	D310-01959	Plaster and Gypsum Board	Cracked	Architecture	Low	Minor repair	4	SF	\$60.00	No	\$240.00	\$477.60
C2050.20		Prefinished Paneling		Architecture		Replace	4	SF	\$10.00	No	\$40.00	\$79.60
C1010.10	D310-01958	Plaster and Gypsum Board	Cracked	Architecture	Low	Minor repair	2	SF	\$75.00	No	\$150.00	\$298.50
B2010.20	D310-01954	Unit Masonry	Infested	Architecture	Low	Routine Maintenance	50	SF	\$4.00	No	\$200.00	\$398.00
C1010.10	D310-01972	Plaster and Gypsum Board	Cracked	Architecture	Medium	Minor repair	8	SF	\$25.00	No	\$200.00	\$398.00
C1010.10	D310-01966	Plaster and Gypsum Board	Deteriorated	Architecture	Medium	Minor repair	20	SF	\$25.00	No	\$500.00	\$995.00
B2020.20	D310-01982	Exterior Fixed Windows	Chipped	Architecture	Low	Minor repair	5	SF	\$140.00	No	\$700.00	\$1,393.00
											Subtotal \$184,950.60	

Project ID: D310-0068	Prioritization Score: 36
Project Description: Building Exterior	

Compromises Building Function NO			Compromises Building Security NO					Building Open to the Public NO				
Code	Deficiency ID	Building Item	Deficiency	Form	Severity	Project Action	Quantity	Measure	Unit Price	ADA	Unburdened Cost	Cost
B2010.30	D310-01956	Fabricated Wall Panel Assemblies	Chipped	Architecture	Low	Minor repair	12	SF	\$25.00	No	\$300.00	\$597.00
B1080.10	D310-01985	Concrete Stair Forming	Deteriorated	Architecture	Medium	Minor repair	1	FLT	\$3,000.00	No	\$3,000.00	\$5,970.00
B2050.10	D310-01980	Balanced Door Entrances	Worn	Architecture	Medium	Minor repair	1	EA	\$600.00	No	\$600.00	\$1,194.00
B1080.10	D310-01988	Metal Stair Treads and Nosings	Worn	Architecture	Low	Minor repair	1	FLT	\$5,000.00	No	\$5,000.00	\$9,950.00
B1080.50	D310-01987	Metal Railings	Chipped	Architecture	Low	Replace	4	FLT	\$5,000.00	No	\$20,000.00	\$39,800.00
B1080.10	D310-01986	Concrete Stair Forming	Rusted	Architecture	Low	Minor repair	1	FLT	\$3,000.00	No	\$3,000.00	\$5,970.00
B2050.10	D310-01981	Balanced Door Entrances	Deteriorated	Architecture	Low	Minor repair	1	EA	\$2,300.00	No	\$2,300.00	\$4,577.00
B1080.10	D310-01989	Metal Stair Treads and Nosings	Worn	Architecture	Low	Minor repair	1	FLT	\$1,000.00	No	\$1,000.00	\$1,990.00
G2030.10	D310-02056	Rigid Pedestrian Pavement	Uneven	Site	Low	Resurface	7	SY	\$250.00	No	\$1,750.00	\$3,482.50
G2060.60	D310-02049	Unit Masonry Retaining Walls	Worn	Site	Low	Repaint	200	SF	\$3.00	No	\$600.00	\$1,194.00
B2010.20	D310-01957	Unit Masonry	Missing	Architecture	Low	Replace	5	SF	\$100.00	No	\$500.00	\$995.00
B2010.20	D310-01955	Unit Masonry	Worn	Architecture	Low	Minor repair	50	SF	\$30.00	No	\$1,500.00	\$2,985.00
G2060.30	D310-02055	Exterior Signage	Incompatible	Site	Low	Replace	1	EA	\$200.00	No	\$200.00	\$398.00
Subtotal											\$79,102.50	



County of Los Angeles Chief Executive Office Report

BIS

LACO

Name

PRV Report
(Present Replacement Value)

00045

0156

Hall Of Records

FCI	Number of Barcodes	Address	Construction Year
0.7	219	320 W Temple St, Los Angeles CA 90012	1962
PRV	Classification	Building Structural Type	Gross Sq. Ft.
\$283,600,000	Office building	Concrete Shear Walls with stiff diaphragms	438,095

		%	Qty	Unit of Measure	Unit Price	Total Cost
A10	Foundations					
	A1010 - Standard Foundations	1%	48,677	SF	\$45	\$2,200,000
A20	Subgrade Enclosures					
	A2010 - Walls for Subgrade Enclosures	1%	48,677	SF	\$50	\$2,400,000
	A40 - Slab on Grade	0%	0	SF	\$11	\$0
A	Substructure	2%				\$4,600,000
B10	Superstructure					
	B1010 - Floor Construction	8%	389,416	SF	\$55	\$21,400,000
	B1020 - Roof Construction	1%	48,677	SF	\$50	\$2,400,000
	B1080 - Stairs	1%	438,095	GFA	\$5	\$2,200,000
	B20 - Exterior Vertical Enclosures	5%	211,680	SF	\$70	\$14,800,000
	B30 - Exterior Horizontal Enclosures	3%	438,095	SF	\$22	\$9,600,000
B	Shell	18%				\$50,500,000
	C10 - Interior Construction	3%	438,095	SF	\$18	\$7,700,000
	C20 - Interior Finishes	3%	438,095	GFA	\$18	\$7,900,000
C	Interiors	5%				\$15,600,000
	D10 - Conveying	1%	438,095	GFA	\$6	\$2,600,000
	D20 - Plumbing	2%	438,095	GFA	\$15	\$6,600,000
	D30 - HVAC	5%	438,095	GFA	\$35	\$15,300,000
	D40 - Fire Protection	1%	438,095	GFA	\$6	\$2,400,000
	D50 - Electrical	12%	438,095	GFA	\$75	\$32,900,000
D	Services	21%				\$59,800,000
	E10 - Equipment	2%	438,095	GFA	\$10	\$4,400,000
	E20 - Furnishings	1%	438,095	GFA	\$5	\$2,200,000
E	Equipment & Furnishings	2%				\$6,600,000
	F10 - Special Construction	0%	n/a	GFA	\$0	\$0
F	Special Construction & Demolition	0%				\$0

		%	Qty	Unit of Measure	Unit Price	Total Cost
	G10 - Site Preparation	0%	18,900	SF	\$5	\$95,000
	G20 - Site Improvements	0%	18,900	SF	\$10	\$190,000
	G30 - Liquid and Gas Site Utilities	0%	18,900	SF	\$5	\$95,000
	G40 - Electrical Site Improvements	0%	18,900	SF	\$10	\$190,000
	G90 - Other Site Construction	0%	n/a	SF	\$0	\$0
G	Sitework	0%				\$570,000
	Building Elemental Cost	49%				\$137,600,000
Z10	General Requirements					
	Z1090 - Lifecycle Activities	3%				\$9,900,000
Z70	Taxes, Permits, Insurance and Bonds	10%				\$27,500,000
	Construction Cost	13%				\$37,400,000
Z90	Soft Cost (35%)	22%				\$61,300,000
	Z9030 - Profit (Included in Z70)	0%				\$0
Z70	Z9050 - Contingency (20%)	17%				\$47,300,000
	Soft Costs	38%				\$108,500,000
	Recommended Budget	100%				\$283,600,000



County of Los Angeles CHIEF EXECUTIVE OFFICE

Kenneth Hahn Hall of Administration
500 West Temple Street, Room 713, Los Angeles, California 90012
(213) 974-1101
<http://ceo.lacounty.gov>

SACHI A. HAMAI
Chief Executive Officer

October 25, 2016

To: Supervisor Hilda L. Solis, Chair
Supervisor Mark Ridley-Thomas
Supervisor Sheila Kuehl
Supervisor Don Knabe
Supervisor Michael D. Antonovich

From: Sachi A. Hamai
Chief Executive Officer

Board of Supervisors
HILDA L. SOLIS
First District
MARK RIDLEY-THOMAS
Second District
SHEILA KUEHL
Third District
DON KNABE
Fourth District
MICHAEL D. ANTONOVICH
Fifth District

PHASE II BUILDING CONDITION ASSESSMENTS AND ASSET MANAGEMENT DATABASE (ITEM NO 10, AGENDA OF AUGUST 12, 2014) - 3RD QUARTER OF 2016

This is to update the status and progress of the Phase II Deferred Maintenance Building Condition Assessments and Asset Management Database (Project) for the 3rd quarter of 2016. The statistics that are currently available to report on are through September 2016.

Field Assessments

As of September 2016, 20 million (83%) of the 24.1 million square feet of the County owned/operated facilities contracted with AECOM to be assessed have been completed and are now estimated for completion by December 2016, or five months ahead of schedule. This includes 371 additional existing buildings/structures and 4.226 million square feet of parking lots, which were not originally identified in the Project scope, but was included as part of a supplemental agreement, which was approved by the Board on September 20, 2016. As anticipated, the September progress report reflects a decrease in the rate of completed assessments from August to September. This is because most of the assessments performed in September, and those to be performed over the next two months, will include parks and beach facilities that consist of small, undocumented atypical structures, such as picnic shade structures, and infrastructure that require the creation of maps and floor plans, and in some cases, adjustments to data collection criteria and strategies. As the physical assessments wind-down; resources will focus on project development and the asset/capital planning.

As previously reported, Internal Services Department (ISD) and the Fire Department (Fire) are now utilizing the database to collect information on new building deficiencies and update the system as repairs are made.

Project Reports

As field assessments are completed and building deficiencies are reported through the system, AECOM reviews and categorizes these deficiencies. Then, professionally trained staff evaluates how to efficiently implement the improvements, as well as any supplemental scope that may be required in order to group repair projects and develop a cost estimate.

As of September 2016, Project reports are now complete for 808 (70%) of the 1,156 buildings assessed so far. The repair costs identified in these completed reports are valued at \$360 million to date. With the additional scope approved by the Board on September 20, 2016, the revised estimated date of completion for all Project reports is March 2017.

Asset and Project Planning

The Asset Management Database will provide an asset planning and forecasting module, and this module is the final element of the contract to be completed and is estimated to be about five percent complete. It is anticipated that the rate of completion for this phase will accelerate upon completion of Phases A and B. Phase C is scheduled to be completed by June 2017.

Overall Project Completion

Completion of the overall Project is anticipated to occur in June 2017, six months prior to the original contract completion date.

Additionally, a Request for Proposals was released on July 18, 2016 for building condition assessments of Department of Health Services and Sheriff's Department facilities (approximately 20 million square feet). We anticipate awarding a contract by January 2017.

Attached are Monthly Progress Reports for July through September 2016.

If you have any questions, please contact Bradford Bolger at (213) 974-1360.

SAH:DPH:BMB
CY:RB:rp

Attachments

c: Executive Office, Board of Supervisors
County Counsel
Fire
Internal Services



County of Los Angeles

Deferred Maintenance Program Services Monthly Progress Report - July 2016

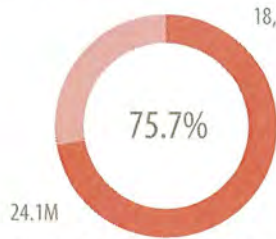


Report Contents

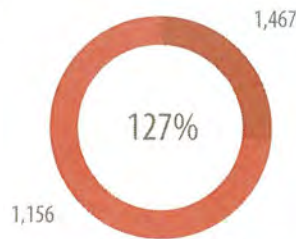
1. Overall Project Snapshot
2. Executive Summary - July 2016
3. Monthly Details - July 2016
4. Issues and Resolutions
5. Next Month's Schedule Outlook

Overall Project Snapshot

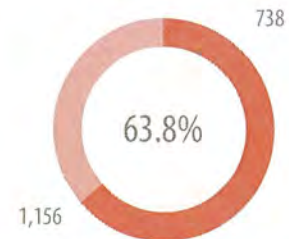
Contract Start Date:	17 October 2014	Contract Value:	\$13,500,115
Estimated Completion Date:	16 October 2017	Contract Square Footage:	24,074,131 SF
Contract End Date:	16 October 2017	Contract Number of Bldgs:	1,156



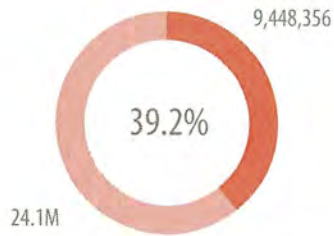
Total Square Footage Assessed



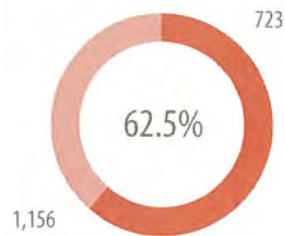
Count of Buildings Assessed



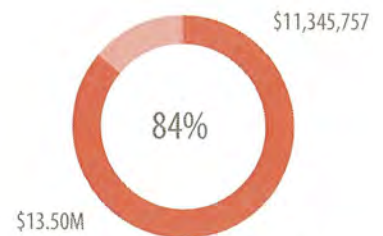
Count of Buildings Completed Project Builder



Square Footage Completed Project Costing



Count of Buildings Completed Project Costing

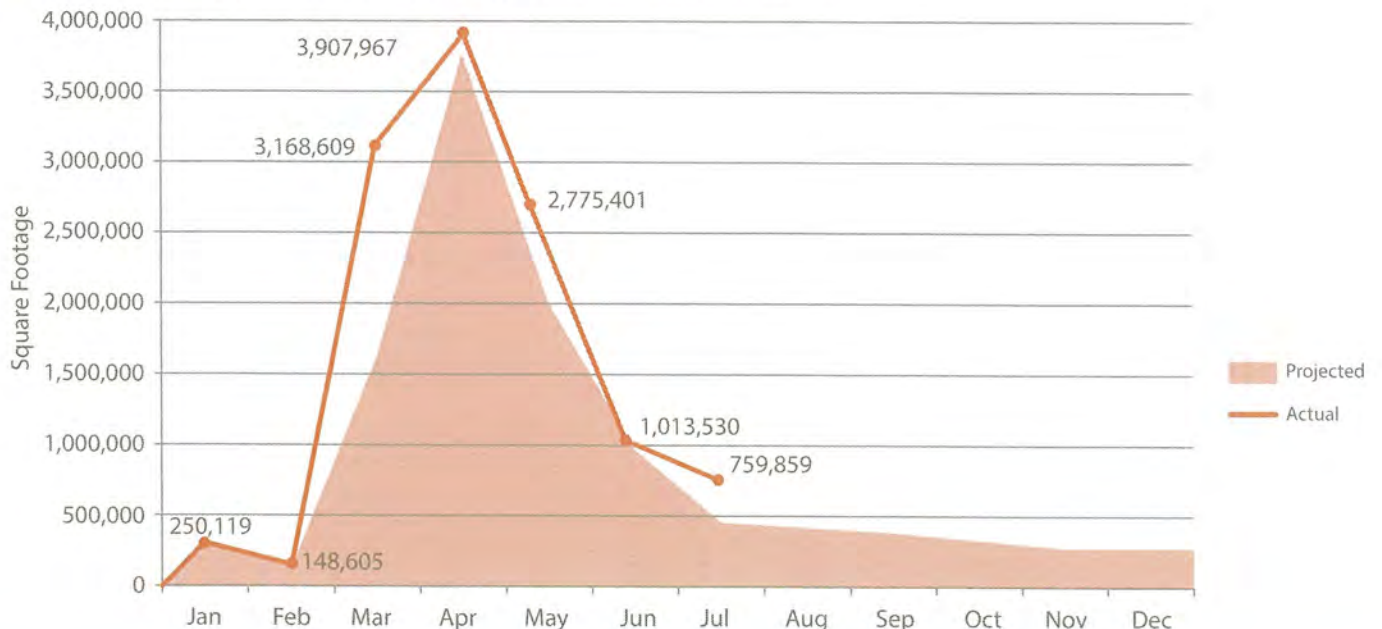


Invoiced Amount to Date

Current Status of All Project Phases (Number of Buildings)

1) Staging:	106	4) Preliminary Analysis:	421	7) Project Approval:	723
2) Pre-Assessment:	330	5) Project Building:	317	8) Capital Planning:	0
3) Assessment:	280	6) Project Costing:	15		

Assessment Progress Tracking - Completed New Assessments



Executive Summary - July 2016

During the month of July, field teams completed assessments for approximately 750,000 square feet in just over 300 buildings, a project record and the highest monthly count of buildings encountered thus far during this program. The high number of buildings is due to the completion of Dockweiler Beach and Bonelli Park. The field teams' productivity continues to rise—as evidenced by the record number of buildings assessed. The square footage per month, in general, is declining as the project enters the last quartile of sites within the original scope of work. The remaining building stock is relatively small and dispersed over large sites, which is consistent with characteristics typical of the Parks and Beaches departments. This month, the most numerous types of buildings assessed were recreational park facilities and shade structures. However, the teams also visited libraries, fire stations, parking garages, and office buildings.

Compared Monthly Statistics - July 2016

Square Feet Assessed

Last Month:	1,013,530
This Month:	759,859
Next Month (Projected):	751,278

Dollars Invoiced

Last Month:	\$910,452
This Month:	\$677,796

Count of Buildings Assessed

Last Month:	199
This Month:	303
Next Month (Projected):	98

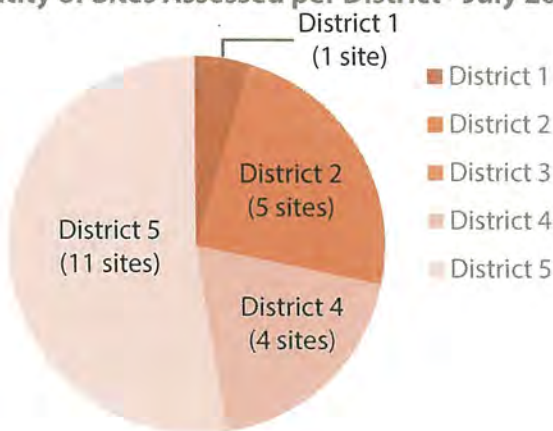
No. Departments Assessed

Last Month:	8
This Month:	7
Next Month (Projected):	4

Summary of Deferred Maintenance Costs to Date

The County has requested an ongoing total estimate for the cost of corrective actions as part of this monthly project report. Currently, only buildings within the Project Approval phase have associated costs, which total \$336 million. This figure is for approximately 738 buildings totaling 9.8 million gross square feet. Please note that these projects have not yet been formally approved by County project staff, and are for informational (non-budgetary) purposes only. Furthermore, cost estimates to replace building systems near the end of their service life are not included in the above figure. The service life expiration date and replacement costs that are recorded for each barcoded building system will be included as part of the total deferred maintenance cost in subsequent updates.

Quantity of Sites Assessed per District - July 2016



Monthly Key Statistics - July 2016

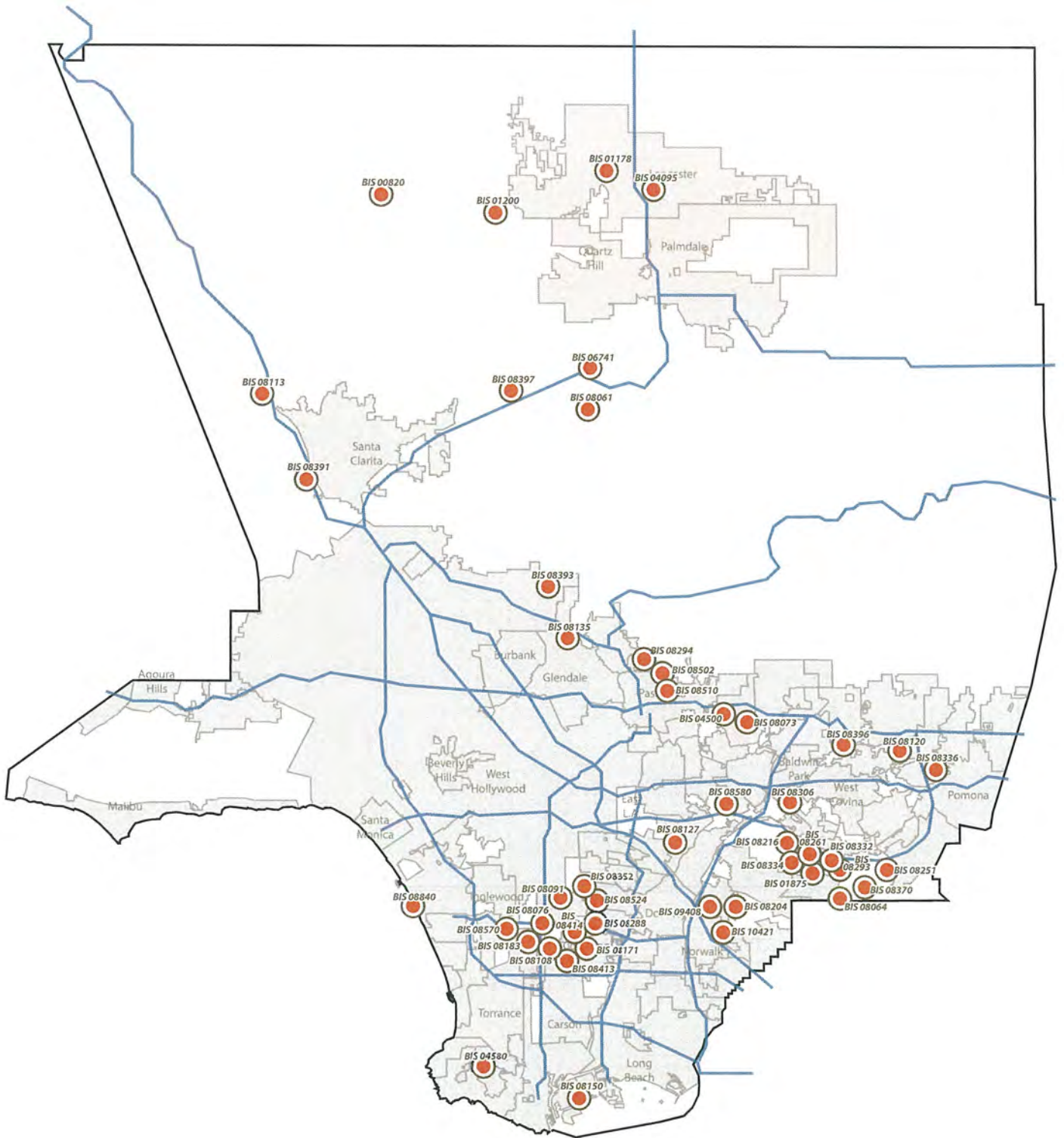
Total GSF:	759,859
Total Building Count:	303
Quantity of Departments:	7
Quantity of Deficiencies:	2,173
Quantity of Barcodes:	2,138
Dollars Invoiced:	\$677,796
Percent Completed:	5.02%

List of Assessed Sites - July 2016

#	Date	Department	BIS	Site Name	LACO	GSF	Deficiency Quantity	Barcode Quantity
1	07/05/16	Parks and Recreation	08414	Carver Park	X478, 5520, X448, 4777, X448-1	9,436	6	35
2	07/05/16	Parks and Recreation	08570	Washington Golf Course	5170, 4603, 4091, 5170-1, 5170-2, 5170-3, 5170-4, 5170-5, 5170-6, 5170-7, 5170-8	27,276	152	156
3	07/05/16	Beaches and Harbors	08840	Dockweiler Beach	Y026, Y092, Y095, Y096, Y097, Y098, Y099, Y022, Y100, Y019, Y089, Y018, L083-2, Y101, Y023, Y102, Y103, Y104, Y105, Y106, Y024, Y024-1, Y024-3, Y108, Y108-1, Y020, Y109, Y110, Y021, Y111, Y111-1, Y108-2, Y111-2, Y111-3, Y111-4, Y111-5, Y026-1, Y092-1	41,667	290	124
4	07/06/16	Parks and Recreation	08171	Enterprise Park	3943, 5051, 5585, 3093, 3028, 3093-1	19,173	30	46
5	07/07/16	Parks and Recreation	08413	Magic Johnson Park	P107-1, P107-2, P107-3, P107-4, P107-5, P107-6, P107-7, P107-8, P107-9, P107-10	4,289	15	17
6	07/14/16	Parks and Recreation	04500	Los Angeles County Arboretum and Botanic Garden	5984, X469, X470, 5709, 4300, 5472, 3849, 3924, 4300-4, 4300-5, 4300-6, X492, 4127, 4300-9, 4300-1, 4300-2, 3923, 6177-1, 6177, 4232, 3924-2, 4580, 3849-1, 3921, 3924-3, 3924-4, 3849-3, 3849-2, 4300-3	119,596	332	368
7	07/14/16	Registrar-Recorder/County Clerk	10421	Harry Hufford Registrar-Recorder/County Clerk Building	X168	262,510	103	266
8	07/18/16	Parks and Recreation	08288	Mona Park	3037, 5413, 4402	5,951	36	60
9	07/19/16	Office Of Coroner	01178	Coroner - Antelope Valley Regional Office	T049	5,348	40	31

#	Date	Department	BIS	Site Name	LACO	GSF	Deficiency Quantity	Barcode Quantity
10	07/19/16	Internal Services Department	04095	Lancaster Courthouse Central Plant	4310	3,395	44	59
11	07/19/16	Probation	01200	Camp Munz	4258, 4259, 4260, 4261, 4262, 4264, 4258-1, 4258-2	30,188	71	124
12	07/20/16	Public Library	06741	Acton/Aqua Dulce Library	x545	11,343	33	45
13	07/20/16	Parks and Recreation	08061	Acton Park	X640, X640-1, X640-2	5,557	4	5
14	07/21/16	Parks and Recreation	08336	Bonelli Regional Park	146 total LACO's. (Please refer to the COLA Engage Site for a full list of buildings)	125,747	770	407
15	07/21/16	Parks and Recreation	08397	Vasquez Rocks Natural Park Area	5488, 5488-1, 5488-2, 5488-3, 5488-4, 5488-5, 5488-6	9,926	37	75
16	07/21/16	Probation	00820	Camp Mendenhall	4251, 4252, 4253, 4254, 4255, 4257, 4256, 4253-1, 4253-2, 4253-3, 4255-1, 4251-1	36,346	52	145
17	07/25/16	Parks and Recreation	08249	Loma Alta Park	6413, 4371, 4371-1, 6413-1, 6413-2, 4371-3, 4371-4, 4371-2, 4371-5, 4371-6	27,659	70	104
18	07/26/16	Parks and Recreation	08393	Two Strike Park	5280, 4137, 5280-1	803	15	7
19	07/27/16	Parks and Recreation	08127	Saybrook Park	6305, 6305-1, 6305-2	3,795	7	17
20	07/27/16	Parks and Recreation	08216	Los Robles Park	4828	3,363	22	12
21	07/28/16	Parks and Recreation	08261	Manzanita Park	4827, 4827-1, 4827-2, 4827-3	6,491	44	35
Totals					303 Buildings	759,859	2,173	2,138

Map of Sites Visited (Assessment and Pre-Assessment) - July 2016



Schedule Adjustments - July 2016

Schedule adjustments made during July affected the following sites:

Project Cancellations:

- West Creek Park (BIS Unknown)

Rescheduled Sites:

- Deane Dana Friendship Park (BIS 08105)
- Arcadia Park (BIS 08073 and 05672)
- Fire Saugus Forestry (BIS 05954)
- Allen J. Martin Park (BIS 08306)
- Pathfinder Community Regional Park (BIS 08370)
- Franklin D. Roosevelt Park (BIS 08352)
- Valleydale Park (BIS 08396)

List of Key Project Events during July 2016

07/05/2016 - A: Pre-Survey BIS: 08336, Bonelli Regional Park (Follow-Up 1 of 3), ADDRESS: 120 VIA VERDE, San Dimas, CA 91773

B: Survey BIS: 08570, Chester Washington Golf Course (1 of 2), ADDRESS: 1930 W 120TH ST, Los Angeles, CA 90047

C: Survey BIS: 08414, Carver Park (S), ADDRESS: 1400 E 118TH ST, Los Angeles, CA 90059

D: Pre-Survey and Survey BIS: 08840, Dockweiler Beach, Address: 8255 Vista Del Mar, Playa Del Rey, CA 90293

E: Survey BIS: 08336, Bonelli Regional Park (1 of 11), ADDRESS: 120 VIA VERDE, San Dimas, CA 91773

G: Pre-Survey BIS: 08510, Altadena Golf Course, ADDRESS: 1456 E MENDOCINO ST, Altadena, CA 91001

07/06/2016 - A: Pre-Survey BIS: 08336, Bonelli Regional Park (Follow-Up 2 of 3), ADDRESS: 120 VIA VERDE, San Dimas, CA 91773

B: Survey BIS: 08570, Chester Washington Golf Course (2 of 2), ADDRESS: 1930 W 120TH ST, Los Angeles, CA 90047

C: Survey BIS: 08171, Enterprise Park (S), ADDRESS: 13055 CLOVIS AVE, Los Angeles, CA 90059

D: Tour of Marina Del Rey

E: Survey BIS: 08336, Bonelli Regional Park (2 of 11), ADDRESS: 120 VIA VERDE, San Dimas, CA 91773

G: Pre-Survey BIS: 08580, Whittier Narrows Golf Course (1 of 2), ADDRESS: 8640 Rush St, Rosemead, CA 91770

07/07/2016 - A: Pre-Survey BIS: 08336, Bonelli Regional Park (Follow-Up 3 of 3), ADDRESS: 120 VIA VERDE, San Dimas, CA 91773

B: Survey BIS: 02818, PCHS DT CTR Cogeneration Plant, ADDRESS: 29300 THE OLD ROAD, Castaic, CA 91384

C: Survey BIS: 08413, Earvin Magic Johnson Park (S), ADDRESS: 905 E El Segundo Blvd, Los Angeles, CA 90059

E: Survey BIS: 08336, Bonelli Regional Park (3 of 11), ADDRESS: 120 VIA VERDE, San Dimas, CA 91773

G: Pre-Survey BIS: 08580, Whittier Narrows Golf Course (2 of 2), ADDRESS: 8640 Rush St, Rosemead, CA 91770

07/11/2016 - A: Pre-Survey BIS: 09408, Registrar-Recorder Warehouse, ADDRESS: 12680-86 CORRAL PLACE, Santa Fe Springs, CA 90670

B: Survey BIS: 04500, Arboretum of Los Angeles County (1 of 4), ADDRESS: 301 N BALDWIN AVE, Arcadia, CA 91007

C: Survey BIS: 10421, Harry Hufford Registrar-Recorder/County Clerk Building (1 of 4), ADDRESS: 12400 E IMPERIAL HWY, Norwalk, CA 90650

D: Pre-Survey Marina Del Rey

E: Survey BIS: 08336, Bonelli Regional Park (4 of 11), ADDRESS: 120 VIA VERDE, San Dimas, CA 91773

G: Pre-Survey BIS: 01200, Camp Munz (1 of 2), ADDRESS: 42220 N LAKE HUGHES RD, Lake Hughes, CA 93532

07/12/2016 - A: Pre-Survey BIS: 08064, Amigo Park (S), ADDRESS: 5700 S JUAREZ AVE 605 FWY Whittier, CA 90606

B: Survey BIS: 04500, Arboretum of Los Angeles County (2 of 4), ADDRESS: 301 N BALDWIN AVE, Arcadia, CA 91007

C: Survey BIS: 10421, Harry Hufford Registrar-Recorder/County Clerk Building (2 of 4), ADDRESS: 12400 E IMPERIAL HWY, Norwalk, CA 90650

List of Key Project Events during July 2016 (continued)

D: Pre-Survey and Survey BIS: 08741, Zuma Beach, Address: 29600 Pacific Coast Hwy, Malibu, CA 90265

E: Survey BIS: 08336, Bonelli Regional Park (5 of 11), ADDRESS: 120 VIA VERDE, San Dimas, CA 91773

G: Pre-Survey BIS: 01200, Camp Munz (2 of 2), ADDRESS: 42220 N LAKE HUGHES RD, Lake Hughes, CA 93532

07/13/2016 - A: Pre-Survey BIS: 08204, Adventure Park (S), ADDRESS: 10130 S GUNN AVE, Whittier, CA 90605

B: Survey BIS: 04500, Arboretum of Los Angeles County (3 of 4), ADDRESS: 301 N BALDWIN AVE, Arcadia, CA 91007

C: Survey BIS: 10421, Harry Hufford Registrar-Recorder/County Clerk Building (3 of 4), ADDRESS: 12400 E IMPERIAL HWY, Norwalk, CA 90650

D: Pre-Survey and Survey BIS: 08741, Zuma Beach, Address: 29600 Pacific Coast Hwy, Malibu, CA 90265

E: Survey BIS: 08336, Bonelli Regional Park (6 of 11), ADDRESS: 120 VIA VERDE, San Dimas, CA 91773

G: Pre-Survey BIS: 00820, Camp Mendenhall (1 of 2), ADDRESS: 42230 N LAKE HUGHES RD, Lake Hughes, CA 93532

07/14/2016 - A: Pre-Survey BIS: 08332, Blevins Park (S), ADDRESS: 19500 Windrose Dr, Rowland Heights, CA 91748

B: Survey BIS: 04500, Arboretum of Los Angeles County (4 of 4), ADDRESS: 301 N BALDWIN AVE, Arcadia, CA 91007

C: Survey BIS: 10421, Harry Hufford Registrar-Recorder/County Clerk Building (4 of 4), ADDRESS: 12400 E IMPERIAL HWY, Norwalk, CA 90650

E: Survey BIS: 08336, Bonelli Regional Park (7 of 11), ADDRESS: 120 VIA VERDE, San Dimas, CA 91773

G: Pre-Survey BIS: 00820, Camp Mendenhall (2 of 2), ADDRESS: 42230 N LAKE HUGHES RD, Lake Hughes, CA 93532

07/18/2016 - A: Pre-Survey BIS: 08293, Countrywood Park (S), ADDRESS: 16817 E COPPER HILL ROAD, HACIENDA HEIGHTS, CA 91745

B: Survey BIS: 08288, Mona Park (S), ADDRESS: 2291 E 121ST STREET, WILLOWBROOK, CA 90222

C: Survey BIS: 01200, Camp Munz (1 of 2), ADDRESS: 42220 N LAKE HUGHES RD, Lake Hughes, CA 93532

D: Pre-Survey Marina Del Rey

E: Survey BIS: 0833, Bonelli Regional Park (8 of 11), ADDRESS: 120 VIA VERDE, San Dimas, CA 91773

G: Pre-Survey BIS: 04580, South Coast Botanic Garden (1 of 2), ADDRESS: 26300 CRENSHAW BLVD, Palos Verdes Est, CA 90274

07/19/2016 - A: Pre-Survey BIS: 08334, Pepperbrook Park (S), ADDRESS: 1701 COUNTRYWOOD AVE, HACIENDA HEIGHTS, CA 91745

B: Survey BIS: 01178 Coroner - Antelope Valley Regional Office, Address: 44900 N 60TH ST W, Lancaster, CA 93536

B: Survey Lancaster Courthouse, Central Plant, BIS: 04095, ADDRESS: 1121 W AVENUE J-2, Lancaster, CA 93534

C: Survey BIS: 01200, Camp Munz (2 of 2), ADDRESS: 42220 N LAKE HUGHES RD, Lake Hughes, CA 93532

D: Pre-Survey Beaches and Harbors (Fire Sites Only)

E: Survey BIS: 08336, Bonelli Regional Park (9 of 11), ADDRESS: 120 VIA VERDE, San Dimas, CA 91773

G: Pre-Survey BIS: 04580, South Coast Botanic Garden (2 of 2), ADDRESS: 26300 CRENSHAW BLVD, Palos Verdes Est, CA 90274

07/20/2016 - A: Pre-Survey BIS: 01875, Schabarum Regional Park (S), ADDRESS: 17250 Colima Rd, Rowland Heights, CA 91748

B: Survey BIS: 06741, Acton/Aqua Dulce Library, ADDRESS: 3751 SYRACUSE AVE, ACTON, CA 93510

B: Survey BIS: 08061, Acton Park (N), ADDRESS: 33792 CROWN VALLEY ROAD, ACTON, CA 93510

C: Survey BIS: 00820, Camp Mendenhall (1 of 2), ADDRESS: 42230 N LAKE HUGHES RD, Lake Hughes, CA 93532

D: Pre-Survey and Survey BIS: 08741, Zuma Beach, Address: 29600 Pacific Coast Hwy, Malibu, CA 90265

E: Survey BIS: 08336, Bonelli Regional Park (10 of 11), ADDRESS: 120 VIA VERDE, San Dimas, CA 91773

G: Pre-Survey BIS: 08135, Crescenta Valley Park (E), ADDRESS: 3901 NEW YORK AVE, GLENDALE, CA 91214

07/21/2016 - A: Pre-Survey BIS: 08251, Gloria Heer Park, ADDRESS: 18109 E GALLINETA ST, ROWLAND HEIGHTS, CA 91748

B: Survey BIS: 08397, Vasquez Rocks Natural Park Area (R), ADDRESS: 10700 W ESCONDIDO CANYON ROAD, AGUA DULCE, CA 91350

C: Survey BIS: 00820, Camp Mendenhall (2 of 2), ADDRESS: 42230 N LAKE HUGHES RD, Lake Hughes, CA 93532

E: Survey BIS: 08336, Bonelli Regional Park (11 of 11), ADDRESS: 120 VIA VERDE, San Dimas, CA 91773

G: Pre-Survey BIS: 08524, Walnut Nature Park (E), ADDRESS: 2642 OLIVE ST, WALNUT PARK, CA 90255

07/25/2016 - A: Pre-Survey BIS: 08108, Campanella Park (S), ADDRESS: 14812 STANFORD AVE, CALABASAS, CA 91302
B: Survey BIS: 08249 (1 of 2), Loma Alta Park, ADDRESS: 3330 N LINCOLN AVE, Altadena, CA 91001
D: Pre-Survey Marina Del Rey
G: Pre-Survey BIS: 08113, Del Valle Park (N), ADDRESS: 28201 SLOAN CANYON ROAD, CASTAIC, CA 91384
G: Pre-Survey BIS: 08391, Hasley Canyon Park (N), ADDRESS: 27800 QUINCY ST, CASTAIC JUNCTION, CA 91350
07/26/2016 - A: Pre-Survey BIS: 08076, South Services Agency (S), ADDRESS: 360 W EL SEGUNDO BLVD, Los Angeles, CA 90061
B: Survey BIS: 08249 (2 of 2), Loma Alta Park, ADDRESS: 3330 N LINCOLN AVE, Altadena, CA 91001
B: Survey BIS: 08393, Two Strike Park, ADDRESS: 5107 Rosemont Ave, La Crescenta, CA 91214
C: Survey BIS: 06431, San Fernando Health Center (Follow-Up), ADDRESS: 1212 PICO ST, San Fernando, CA 91340
D: Pre-Survey and Survey Beaches and Harbors (Fire Sites Only)
07/27/2016 - A: Pre-Survey BIS: 08183, Keller Park (S), ADDRESS: 1045 W 126TH STREET, ATHENS, CA 90044
B: Survey BIS: 08216, Los Robles Park (S), ADDRESS: 14906 E LOS ROBLES AVE, LA PUENTE, CA 91745
C: Survey BIS: 08127, Saybrook Park (E), ADDRESS: 6300 E NORTHSIDE DRIVE, Los Angeles, CA 90022
D: Pre-Survey and Survey BIS: 08741, Zuma Beach; Address: 29600 Pacific Coast Hwy, Malibu, CA 90265
G: Pre-Survey BIS: 08502, Charles White Park (N), ADDRESS: 77 W MOUNTAIN VIEW ST, ALTADENA, CA 91001
07/28/2016 - A: Pre-Survey BIS: 08091, Mary M. Bethune Park (S), ADDRESS: 1244 E 61ST STREET, Los Angeles, CA 90001
B: Survey BIS: 08261, Manzanita Park (S), ADDRESS: 1747 S KWIS AVE, LA PUENTE, CA 91745
C: Survey BIS: 05228, Exposition Park (Follow-Up), ADDRESS: 3965 S VERMONT AVE, Los Angeles, CA 90037
D: Pre-Survey Marina Del Rey

Project Issues and Resolutions

Undocumented Buildings - The lack of high-level building information remains an ongoing issue that affects the project's timeliness and efficiency. Field teams often find buildings for which no County record exists. Official building numbers, known as LACO numbers, are crucial to joining newly observed data with existing County information, such as a building's size, history and known maintenance issues. The extra time spent researching records and interviewing personnel is slow and tedious. In response, the County is attempting to refresh its list of existing buildings. Refreshing the County's real estate records is a secondary benefit of the Deferred Maintenance Program.

Floorplan Acquisition - Lack of existing floor plans is another recurring issue which, in conjunction with lack of LACO numbers, is delaying project progress. In response, field teams must linger on site longer, drawing room layouts from scratch, an activity beyond the project scope. However, since digitized floor plans are a critical part of the workflow, this work cannot be omitted or deferred until later.

Non-building Assets - By coincidence, the two remaining County Departments, Parks and Recreation and Beaches and Harbors, are unique in that the value of their assets and services are non-building elements within the landscape. These stand-alone landscape elements include large parking lots, bridges, seawalls, play fields, playground equipment, etc. These features have blurred the scope of what equipment the field teams should barcode. Throughout the project, the teams typically have barcoded equipment within and adjacent to buildings. For these departments the teams have extended their attention somewhat into important landscape elements. Ongoing discussions are now taking place to coordinate efforts for revisits to assess some of these non-building elements.

Project Expectations for August 2016

- Teams will continue surveying Parks and Recreation buildings as well as Beaches and Harbors buildings.
- The Beaches team schedule has been adjusted to further shorten the project schedule. On Mondays, teams will be at Marina Del Rey, Tuesdays at Fire Department buildings at the beaches, and Wednesdays and Thursdays at normal Beaches and Harbors buildings.
- All teams will continue field work four days per week. The Beaches team is an exception, as their field work is four days per week.

Anticipated Schedule Adjustments for August 2016

Just as in June and July, it is anticipated that throughout August, assessment teams may continue to discover a high quantity of undocumented buildings. In general, most Parks and Recreation facilities are much more numerous than originally anticipated. This variability of square footage reduces the assessment schedule's precision—usually resulting in a time extension. As in previous months, access to floor plans remains the key to efficient assessments.

Anticipated Project Events during August 2016

8/01/2016- A: Pre-Survey Natural History Museum, BIS: 04720 (1 of 2), ADDRESS: 900, EXPOSITION BLVD, L A, 90007
 B: Survey Whittier Narrows Regional Park (R), BIS: 08411(1 of 8), ADDRESS: 750 S SANTA ANITA AVE, SOUTH EL MONTE, 91733
 C: Survey Arcadia Park (E), BIS: 08073 and 05672 ADDRESS: 405 S SANTA ANITA AVE, ARCADIA, 91006
 D: Pre-Survey and Survey Marina Del Rey
 G: Pre-Survey Sunshine Park (E), BIS: 08308, ADDRESS: 515 S DEEPMead AVE, LA PUENTE, 91744

8/02/2016- A: Pre-Survey Natural History Museum, BIS: 04720 (2 of 2), ADDRESS: 900, EXPOSITION BLVD, L A, 90007
 B: Survey Whittier Narrows Regional Park (R), BIS: 08411(2 of 8), ADDRESS:750 S SANTA ANITA AVE, SOUTH EL MONTE, 91733
 C: Survey Pathfinder Park (S), BIS: 08370, ADDRESS: 18150 E PATHFINDER ROAD, ROWLAND HEIGHTS, 91748
 D: Pre-Survey and Survey Beaches and Harbors (Fire Sites Only)
 G: Pre-Survey Rimgrove Park (E), BIS: 08345, ADDRESS: 747 N RIMGROVE DRIVE, LA PUENTE, 91744

8/03/2016- A: Pre-Survey Topanga Beach Library, BIS: 06743 and FS 89, ADDRESS: 122 N TOPANGA CANYON BLVD, TOPANGA, 90290
 B: Survey Whittier Narrows Regional Park (R), BIS: 08411(3 of 8), ADDRESS: 750 S SANTA ANITA AVE, SOUTH EL MONTE, 91733
 C: Survey Charter Oak Park (E), BIS: 08120, ADDRESS: 20261 E COVINA BLVD, CHARTER OAK, 91724
 D: Pre-Survey and Survey Zuma Beach, BIS: 08741, ADDRESS: 30050 PACIFIC COAST HIGHWAY, MALIBU, 90265
 G: Pre-Survey Avocado Heights Park and Avenue Park (E), BIS: 08295, ADDRESS: 14125 DON JULIAN ROAD, BASSETT, 91746

8/04/2016- A: Pre-Survey Devil's Punchbowl Natural Area (R), BIS: 08147 , ADDRESS: 28000 DEVILS PUNCHBOWL ROAD, VALYMERO, 93563
 B: Survey Whittier Narrows Regional Park (R), BIS: 08411(4 of 8), ADDRESS: 750 S SANTA ANITA AVE, SOUTH EL MONTE, 91733
 C: Survey Valleydale Park (E), BIS: 08396, ADDRESS: 5525 N LARK ELLEN AVE, AZUSA, 91702
 D: Pre-Survey and Survey Zuma Beach, BIS: 08741, ADDRESS: 30050 PACIFIC COAST HIGHWAY, MALIBU, 90265
 G: Pre-Survey East Services Agency (E), BIS: 08307, ADDRESS: 265 CLOVERLEAF DRIVE, BALDWIN PARK, 91706

8/08/2016- A: Pre-Survey Bodger Park (S), BIS: 08096, ADDRESS: 14900 S YUKON AVE, HAWTHORNE, 90250
 B: Survey Whittier Narrows Regional Park (R), BIS: 08411(5 of 8), ADDRESS: 750 S SANTA ANITA AVE, SOUTH EL MONTE, 91733
 C: Survey Franklin D. Roosevelt Park (S), BIS: 08352 (1 of 2), ADDRESS: 7600 GRAHAM AVE, FLORENCE, 90001
 D: Pre-Survey and Survey Marina Del Rey
 G: Pre-Survey George Lane Park (N), BIS: 08243, ADDRESS: 5520 W AVENUE L-8, LANCASTER, 93536

8/09/2016- A: Pre-Survey Avenue Park (S), BIS: 08295 , ADDRESS: 14125 DON JULIAN ROAD, BASSETT, 91746
 B: Survey Whittier Narrows Regional Park (R), BIS: 08411(6 of 8), ADDRESS: 750 S SANTA ANITA AVE, SOUTH EL MONTE, 91733
 C: Survey Franklin D. Roosevelt Park (S), BIS: 08352 (2 of 2), ADDRESS: 7600 GRAHAM AVE, FLORENCE, 90001
 D: Pre-Survey and Survey Beaches and Harbors (Fire Sites Only), ADDRESS:
 G: Pre-Survey Robinson Carroll Park (N),BIS: 08348, ADDRESS: 8773 E AVENUE R, LITTLE ROCK, 93543

8/10/2016- A: Pre-Survey Ladera Senior/Community Center (S), BIS: 08229, ADDRESS: 4750 W 62ND STREET, L A, 90056
 B: Survey Whittier Narrows Regional Park (R), BIS: 08411(7 of 8) , ADDRESS: 750 S SANTA ANITA AVE, SOUTH EL MONTE, 91733
 C: Survey Allen J. Martin Park, BIS: 08306, ADDRESS: 14830 E GIORDANO ST, LA PUENTE, 91744
 D: Pre-Survey and Survey Zuma Beach, BIS: 08741, ADDRESS: 30050 PACIFIC COAST HIGHWAY, MALIBU, 90265
 G: Pre-Survey Everett Martin Park (N), BIS: 08262, ADDRESS: 35548 N 92ND STREET-E, LITTLE ROCK, 93543

8/11/2016- A: Pre-Survey Hahn State Recreation Area (S), BIS: 08297, ADDRESS: 4100 S LA CIENEGA BLVD, L A, 90008
 B: Survey Whittier Narrows Regional Park (R), BIS: 08411(8 of 8), ADDRESS: 750 S SANTA ANITA AVE, SOUTH EL MONTE, 91733
 C: Survey Altadena Golf Course, BIS: 08510, ADDRESS: 1456 E MENDOCINO ST, ALTADENA, 91001
 D: Pre-Survey and Survey Zuma Beach, BIS: 08741, ADDRESS: 30050 PACIFIC COAST HIGHWAY, MALIBU, 90265
 G: Pre-Survey Pearblossom Park (N), BIS: 08318, ADDRESS: 3392 N 121ST STREET, PEARBLOSSOM, 93553

Anticipated Project Events during August 2016 (continued)

- 8/15/2016- A: Pre-Survey Cerritos Park (S), BIS: 08187 (1 of 3), ADDRESS: 19700 S BLOOMFIELD AVE, CERRITOS, 90703
B: Survey Whittier Narrows Golf Course, BIS: 08580 (1 of 2), ADDRESS: 8640 E RUSH ST, SOUTH EL MONTE, 91770
C: Survey Amigo Park (S), BIS: 08064, ADDRESS: 5700 S JUAREZ AVE, PICO RIVERA, 90606
D: Pre-Survey and Survey Marina Del Rey
G: Pre-Survey Apollo Community Regional Park (N), BIS: 05540 (1 of 2), ADDRESS: 4555 W AVENUE G, LANCASTER, 93536
- 8/16/2016- A: Pre-Survey Cerritos Park (S), BIS: 08187 (2 of 3), ADDRESS: 19700 S BLOOMFIELD AVE, CERRITOS, 90703
B: Survey Whittier Narrows Golf Course, BIS: 08580 (2 of 2), ADDRESS: 8640 E RUSH ST, SOUTH EL MONTE, 91770
C: Survey Adventure Park (S), BIS: 08204, ADDRESS: 10130 S GUNN AVE, SOUTH WHITTIER, 90605
D: Pre-Survey and Survey Beaches and Harbors (Fire Sites Only)
G: Pre-Survey Apollo Community Regional Park (N), BIS: 05540 (2 of 2), ADDRESS: 4555 W AVENUE G, LANCASTER, 93536
- 8/17/2016- A: Pre-Survey Cerritos Park (S), BIS: 08187 (3 of 3), ADDRESS: 19700 S BLOOMFIELD AVE, CERRITOS, 90703
B: Survey Registrar-Recorder Warehouse, BIS: 09408 (1 of 2), ADDRESS: 12680-6 CORRAL PLACE, SANTA FE SPRINGS, 90670
C: Survey Blevins Park (S), BIS: 08332, ADDRESS: 19500 WINDROSE DRIVE, ROWLAND HEIGHTS, 91748
D: Pre-Survey and Survey Point Dume Beach, BIS: 08722, ADDRESS: 7103 WESTWARD BEACH ROAD, MALIBU, 90265
G: Pre-Survey Richard Rioux Memorial Park (N), BIS: 08335, ADDRESS: 26233 FAULKNER DRIVE, STEVENSON RANCH, 91381
- 8/18/2016- A: Pre-Survey 72nd Street Staging Area (R), BIS: 07967, ADDRESS: 72ND STREET, LONG BEACH, 90805
B: Survey Registrar-Recorder Warehouse, BIS: 09408 (2 of 2), ADDRESS: 12680-6 CORRAL PLACE, SANTA FE SPRINGS, 90670
C: Survey Mona Park (S), BIS: 08288, ADDRESS: 2291 E 121ST STREET, WILLOWBROOK, 90222
D: Pre-Survey and Survey Point Dume Beach, BIS: 08722, ADDRESS: 7103 WESTWARD BEACH ROAD, MALIBU, 90265
G: Pre-Survey Pico Canyon Park (N), BIS: 08341, ADDRESS: PICO CANYON ROAD, STEVENSON RANCH, 91381
- 8/22/2016- A: Pre-Survey Marshall Canyon Tree Farm (R), BIS: 08264, ADDRESS: 6550 N STEPHENS RANCH ROAD, LA VERNE, 91750
B: Survey Natural History Museum, BIS: 04720 (1 of 7), ADDRESS: 900, EXPOSITION BLVD, L A, 90007
C: Survey Countrywood Park (S), BIS: 08293, ADDRESS: 16817 E COPPER HILL ROAD, HACIENDA HEIGHTS, 91745
D: Pre-Survey and Survey Marina Del Rey
G: Pre-Survey Dexter Park (N), BIS: 08150, ADDRESS: 11053 NORTH TRAIL ROAD (IN KAGEL CANYON), SAN FERNANDO, 91342
- 8/23/2016- A: Pre-Survey Marshall Canyon Equestrian Center (R), BIS: 08523, ADDRESS: MARSHALL CANYON CREEK, LA VERNE, 91750
B: Survey Natural History Museum, BIS: 04720 (2 of 7), ADDRESS: 900 EXPOSITION BLVD, L A, 90007
C: Survey Pepperbrook Park (S), BIS: 08334, ADDRESS: 1701 COUNTRYWOOD AVE, HACIENDA HEIGHTS, 91745
D: Pre-Survey and Survey Beaches and Harbors (Fire Sites Only)
G: Pre-Survey Atlantic Avenue Bathhouse (N), BIS: 08078, ADDRESS: 570 S ATLANTIC BLVD, EAST L A, 90022
- 8/24/2016- A: Pre-Survey Regional Facilities Construction Division (R), BIS: 07322, ADDRESS: 1703 S MOUNTAIN AVE, MONROVIA, 91016
B: Survey Natural History Museum, BIS: 04720 (3 of 7), ADDRESS: ADDRESS: 900 EXPOSITION BLVD, L A, 90007
C: Survey Schabarum Regional Park (S), BIS: 06741, ADDRESS: 33792 CROWN VALLEY ROAD, ACTON, 93510
D: Pre-Survey and Survey Dan Blocker Beach, BIS: 08704 and Malibu Surfrider Beach, BIS: 08734, ADDRESS: 25560 W PACIFIC COAST HIGHWAY, MALIBU, 90265, AND, 23200 PACIFIC COAST HIGHWAY, MALIBU, 90265
- 8/25/2016- A: Pre-Survey Peck Road Water Conservation Park (R), BIS: 08425, ADDRESS: 5401 N PECK ROAD, ARCADIA, 91006
- 8/29/2016- A: Pre-Survey Tesoro Adobe Historic Park (R), BIS: 08340, ADDRESS: 29350 AVENIDA RANCHO TESORO, SANTA CLARITA, 91354
B: Survey Natural History Museum, BIS: 04720 (5 of 7), ADDRESS: 900 EXPOSITION BLVD, L A, 90007
C: Survey South Coast Botanic Gardens, BIS: 04580 (1 of 2), ADDRESS: 26300 CRENSHAW BLVD, ROLLING HILLS ESTATES, 90274
D: Pre-Survey and Survey Marina Del Rey

Anticipated Project Events during August 2016 (continued)

8/30/2016- A: Pre-Survey Placerita Canyon Nature Center (R), BIS: 08327, ADDRESS: 19150 PLACERITA CANYON ROAD, NEWHALL, 91321

B: Survey Natural History Museum, BIS: 04720 (6 of 7), ADDRESS: 900 EXPOSITION BLVD, L A, 90007

C: Survey South Coast Botanic Gardens, BIS: 04580 (2 of 2), ADDRESS: 26300 CRENSHAW BLVD, ROLLING HILLS ESTATES,

90274 D: Pre-Survey and Survey Beaches and Harbors (Fire Sites Only)

8/31/2016- A: Pre-Survey Los Pinetos Staging Area (R), BIS: 08355, ADDRESS: OLIVE VIEW DRIVE & BUCHER AVE, SYLMAR, 91342

B: Survey Natural History Museum, BIS: 04720 (7 of 7), ADDRESS: 900, EXPOSITION BLVD, L A, 90007

C: Survey Crescenta Valley Park (E), BIS: 08135, ADDRESS: 3901 NEW YORK AVE, GLENDALE, 91214

D: Pre-Survey and Will Rogers State Beach, BIS: 08860, ADDRESS: 15100 PACIFIC COAST HIGHWAY, PACIFIC PALISADES, 90272



County of Los Angeles

Deferred Maintenance Program Services Monthly Progress Report - August 2016

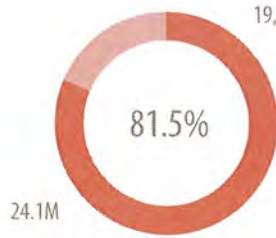


Report Contents

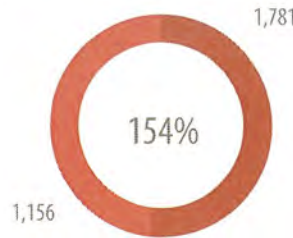
1. Overall Project Snapshot
2. Executive Summary - August 2016
3. Monthly Details - August 2016
4. Issues and Resolutions
5. Next Month's Schedule Outlook

Overall Project Snapshot

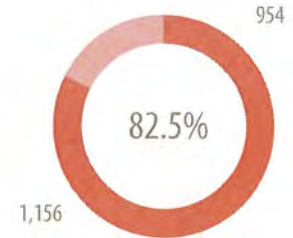
Contract Start Date:	17 October 2014	Contract Value:	\$13,500,115
Estimated Completion Date:	16 October 2017	Contract Square Footage:	24,074,131 SF
Contract End Date:	16 October 2017	Contract Number of Bldgs:	1,156



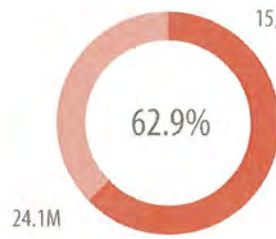
Total Square Footage Assessed



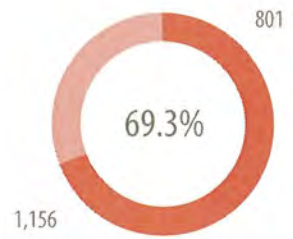
Count of Buildings Assessed



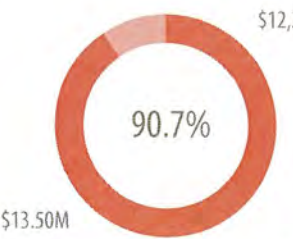
Count of Buildings Completed Project Builder



Square Footage Completed Project Costing



Count of Buildings Completed Project Costing

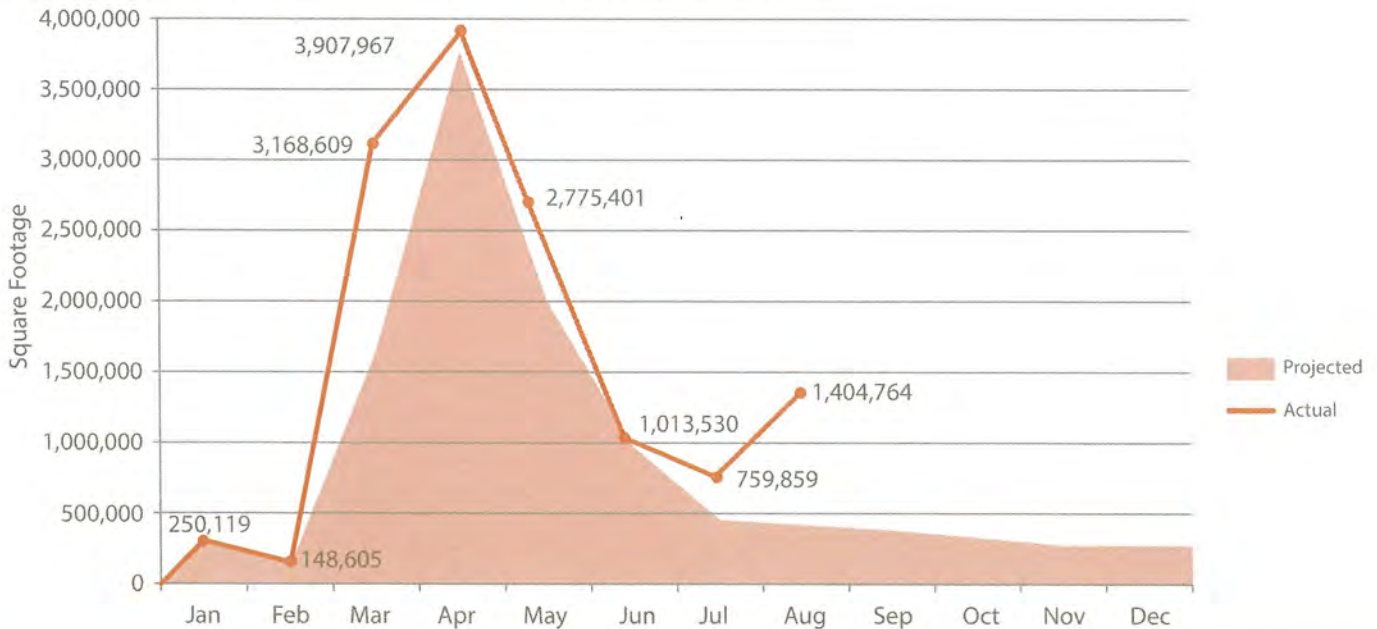


Invoiced Amount to Date

Current Status of All Project Phases (Number of Buildings)

1) Staging:	70	4) Preliminary Analysis:	574	7) Project Approval:	801
2) Pre-Assessment:	182	5) Project Building:	261	8) Capital Planning:	0
3) Assessment:	297	6) Project Costing:	153		

Assessment Progress Tracking - Completed New Assessments



Executive Summary - August 2016

During the month of August, field teams completed assessments for approximately 1.3 million square feet in just over 300 buildings, an unexpectedly higher uptick in square footage than previously scheduled. The bulk of the square footage was in the Natural History Museum. Looking beyond August, the square footage per month, in general, is declining as the project enters the last quartile of sites within the original scope of work. The remaining building stock is relatively small and dispersed over large sites, which is consistent with characteristics typical of the Parks and Beaches departments. This month, the most numerous types of buildings assessed were recreational park facilities and shade structures. Users can find summarized information about the County's real estate portfolio directly on project website homepage.

Compared Monthly Statistics - August 2016

Square Feet Assessed

Last Month:	759,859
This Month:	1,404,764
Next Month (Projected):	205,949

Dollars Invoiced

Last Month:	\$677,796
This Month:	\$895,390

Count of Buildings Assessed

Last Month:	303
This Month:	314
Next Month (Projected):	86

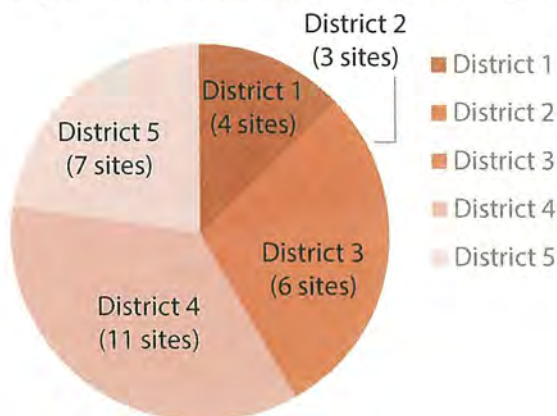
No. Departments Assessed

Last Month:	7
This Month:	4
Next Month (Projected):	4

Summary of Deferred Maintenance Costs to Date

The County has requested an ongoing total estimate for the cost of corrective actions as part of this monthly project report. Currently, only buildings within the Project Approval phase have associated costs, which total \$360 million. This figure is for approximately 800 buildings totaling 15.1 million gross square feet. Please note that these projects have not yet been formally approved by County project staff, and are for informational (non-budgetary) purposes only. Furthermore, cost estimates to replace building systems near the end of their service life are not included in the above figure. The service life expiration date and replacement costs that are recorded for each barcoded building system will be included as part of the total deferred maintenance cost in subsequent updates.

Quantity of Sites Assessed per District - August 2016



Monthly Key Statistics - August 2016

Total GSF:	1,404,764
Total Building Count:	314
Quantity of Departments:	4
Quantity of Deficiencies:	2,919
Quantity of Barcodes:	2,908
Dollars Invoiced:	\$895,390
Percent Completed:	6.63%

List of Assessed Sites - August 2016

#	Date	Department	BIS	Site Name	LACO	GSF	Deficiency Quantity	Barcode Quantity
1	08/01/16	Parks and Recreation	08411	Whittier Narrows Regional Park	80 LACO's - Refer to COLA Deferred Maintenance website for full building list	97,173	472	345
2	08/01/16	Parks and Recreation	08073	Arcadia Park	2412, 4134, 0162, 0163, 0163-2, 0163-3, X712, 0166, 2633, 0166-2	20,368	29	56
3	08/01/16	Parks and Recreation	05672	Arcadia Park	0164	8,999	7	41
4	08/02/16	Parks and Recreation	08370	Pathfinder Park	xxx-1, xxx-2, xxx-3, xxx-4, xxx-5, xxx-6, xxx-7, xxx-8 xxx-9	34,005	6	80
5	08/03/16	Parks and Recreation	08120	Charter Oak Park	5233, 5233-1, 5233-2, 5233-3, 5233-4	8,409	3	12
6	08/03/16	Beaches and Harbors	08722	Point Dume Beach	6035, Y191-1, Y191, X969, X970, X970-1, 6761, 6034, X969-1, 6761-1	4,564	113	20
7	08/04/16	Parks and Recreation	08396	Valleydale Park	2441, 4613, 4615, 4615-1, 4615-2	12,897	31	69
8	08/04/16	Beaches and Harbors	08704	Dan Blocker Beach	4991, X974, X974-1	464	19	10
9	08/09/16	Parks and Recreation	08352	Franklin D. Roosevelt Park	0887, 1950, 3194, 3194-1, 2631, 0888, 3121, 6414, K524, K524-1, K524-2, X779	48,396	116	152
10	08/09/16	Beaches and Harbors	08710	Las Tunas Beach	X977	98	5	0
11	08/10/16	Parks and Recreation	08306	Allen J. Martin Park	6419, 6419-1, 6447, 6419-2, 6419-3, 6419-4	6,809	21	38
12	08/10/16	Beaches and Harbors	08734	Malibu Surfrider Beach	5995, X971, 2464, 2464-1, 2464-2, X972, 5995-1	2,633	53	14
13	08/11/16	Beaches and Harbors	08741	Zuma Beach	X948-1, X948, 4992, 4993, 4993-1, 4993-2, 4993-3, 5013, 4187, 4186, 4185, 1919, 4184, 1912, 5014, A534-1, Y245, 2494, 3585, 4026, 4027, 4061, 6647, 6648, 2473, 2470, 2474, 2475, 2472, 2471, 4060	32,582	562	133
14	08/11/16	Parks and Recreation	08510	Altadena Golf Course	5036, 5036-1, 2476, 3696	15,527	36	41
15	08/15/16	Parks and Recreation	04580	South Coast Botanical Gardens	5178, 6130, 6577, 6577-2, 6577-3, 6577-4, 6577-5, 6577-6, 5178-1, 5178-2, 6218	26,931	25	83

#	Date	Department	BIS	Site Name	LACO	GSF	Deficiency Quantity	Barcode Quantity
16	8/15/16	Parks and Recreation	08580	Whittier Narrows Golf Course	4166, 4536, 4535, 5385, 4709, 4551, 4731	26,112	115	85
17	08/17/16	Parks and Recreation	08332	Blevins Park	P500-1, P500-2	1,064	2	5
18	08/18/16	Registrar-Recorder/ County Clerk	09408	Registrar-Recorder Warehouse	X538	198,988	33	93
19	08/18/16	Parks and Recreation	08064	Amigo Park	6310, 6310-1	2,515	5	12
20	08/18/16	Parks and Recreation	08204	Adventure Park	4818, 4818-1, 4819, 4819-1, 4999, K496	22,768	26	63
21	08/18/16	Beaches and Harbors	08782	Topanga Beach	X995, X997, X996, X995-1	2,036	65	10
22	08/18/16	Beaches and Harbors	08860	Will Rogers State Beach	X812, X821, X823, X827, X825, X826, X827, X828, X829, X813, X814, X815, X816, X817, X818, X819, X797, X798, X799, X800, X801, X802, X803, X805, X806, X809, X833	19,138	255	88
23	08/18/16	Internal Services Department	02818	PCHS DT CTR-Cogeneration Plant	X077, X077-1	10,069	153	392
24	08/22/16	Parks and Recreation	04720	Natural History Museum	2408, 2408-1, 2408-2, 2408-3	741,979	559	889
25	08/22/16	Parks and Recreation	08293	Countrywood Park	P502, P502-1	1,069	7	4
26	08/22/16	Parks and Recreation	08334	Pepperbrook Park	P594-1, P594-2	1,733	5	5
27	08/23/16	Fire Department	05954	Fire Saugus Forestry	X523, X523-1, X523-2, X523-3, X523-4, X523-5	5,308	11	19
28	08/25/16	Fire Department	06112	Fire Station 112	F112	821	5	6
29	08/25/16	Parks and Recreation	08251	Gloria Heer Park	P582, P582-1	1,021	6	4
30	08/25/16	Beaches and Harbors	08850	Venice Beach	X940, X527, X533, X534, X925, X926, X927, X928, X929, X930, X931, X932, X933, X934, X935, X936, X937, X938, X939, X948, X949, X950, X941, X924	14,223	142	51
31	08/31/16	Parks and Recreation	01875	Schabarum Regional Park	6583, 6584, 6586, 6585, 6587, 6588, 6589, 6589-1, 6589-2, 6589-3, 6589-4, 6589-5, 6589-6, 6583-1, 6590, 6590-1, 6590-2, 6936, 6591, 6935, 6583-2, 6585-1, 6935-1, 6935-2, 6935-3, 6935-4, 6935-5	36,065	32	88
Totals					314 Buildings	1,369,653	2,919	2,908

Schedule Adjustments - August 2016

Schedule adjustments made during August affected the following sites:

Project Cancellations:

- Walnut Creek Regional Park (BIS 08522)

Rescheduled Sites:

- Crescenta Valley Park (BIS 08135)
- Natural History Museum (BIS 04720)

List of Key Project Events during August 2016

8/01/2016 - A: Pre-Survey BIS: 04720, Natural History Museum (1 of 2), ADDRESS: 900 EXPOSITION BLVD, Los Angeles, CA 90007
 B: Survey BIS: 08411, Whittier Narrows Regional Park (R), (1 of 8), ADDRESS: 750 S SANTA ANITA AVE, SOUTH EL MONTE, CA 91733
 C: Survey BIS: 08073, Arcadia Park (E), ADDRESS: 405 S SANTA ANITA AVE, Arcadia, CA91007
 D: Pre-Survey and Survey Marina Del Rey
 G: Pre-Survey BIS: 08308, Sunshine Park (E), ADDRESS: 515 S DEEPMead AVE, LA PUENTE, CA 91744
 8/02/2016 - A: Pre-Survey BIS: 04720, Natural History Museum (2 of 2), ADDRESS: 900 EXPOSITION BLVD, Los Angeles, CA 90007
 B: Survey BIS: 08411, Whittier Narrows Regional Park (R), (2 of 8), ADDRESS:750 S SANTA ANITA AVE, SOUTH EL MONTE, CA 91733
 C: Survey BIS: 08370, Pathfinder Park (S), ADDRESS: 18150 E PATHFINDER ROAD, ROWLAND HEIGHTS, CA 91748
 D: Pre-Survey and Survey Beaches and Harbors (Fire Sites Only)
 G: Pre-Survey BIS: 08345, Rimgrove Park (E), ADDRESS:747 N RIMGROVE DRIVE, LA PUENTE, CA 91744
 8/03/2016 - A: Pre-Survey BIS: 07643, Topanga Beach Library, ADDRESS: 122 N TOPANGA CANYON BLVD, TOPANGA, CA 90290
 A: Pre-Survey BIS: 06089, Fire Station 89, Address: 29575 CANWOOD ST, Agoura Hills, CA 91301
 B: Survey BIS: 08411, Whittier Narrows Regional Park (R) (3 of 8), ADDRESS: 750 S SANTA ANITA AVE, SOUTH EL MONTE, CA 91733
 C: Survey BIS: 08120, Charter Oak Park (E), ADDRESS: 20261 E COVINA BLVD, CHARTER OAK, CA 91724
 D: Pre-Survey and Survey Beaches and Harbors
 G: Pre-Survey BIS: 08295, Avocado Heights Park and Avenue Park (E), ADDRESS: 14125 DON JULIAN ROAD, BASSETT, CA 91746
 8/04/2016 - A: Pre-Survey BIS: 08147, Devil's Punchbowl Natural Area (R), ADDRESS: 28000 DEVILS PUNCHBOWL ROAD, VALYMERO, CA 93563
 B: Survey BIS: 08411, Whittier Narrows Regional Park (R) (4 of 8), ADDRESS: 750 S SANTA ANITA AVE, SOUTH EL MONTE, CA 91733
 C: Survey BIS: 08396, Valleydale Park (E), ADDRESS: 5525 N LARK ELLEN AVE, AZUSA, CA 91702
 D: Pre-Survey and Survey Beaches and Harbors
 G: Pre-Survey BIS: 08307, East Services Agency (E), ADDRESS: 265 CLOVERLEAF DRIVE, BALDWIN PARK, CA 91706
 8/08/2016 - A: Pre-Survey BIS: 08096, Bodger Park (S), ADDRESS: 14900 S YUKON AVE, HAWTHORNE, CA 90250
 B: Survey BIS: 08411, Whittier Narrows Regional Park (R)(5 of 8), ADDRESS: 750 S SANTA ANITA AVE, SOUTH EL MONTE, CA 91733
 C: Survey BIS: 08352, Franklin D. Roosevelt Park (S) (1 of 2), ADDRESS: 7600 GRAHAM AVE, FLORENCE, CA 90001
 D: Pre-Survey and Survey Marina Del Rey
 G: Pre-Survey BIS: 08243, George Lane Park (N), ADDRESS: 5520 W AVENUE L-8, LANCASTER, CA 93536
 8/09/2016 - A: Pre-Survey BIS: 07967, 72nd Street Staging Area (R), ADDRESS: 72ND STREET, LONG BEACH, CA 90805
 B: Survey BIS: 08411, Whittier Narrows Regional Park (R) (6 of 8), ADDRESS: 750 S SANTA ANITA AVE, SOUTH EL MONTE, CA 91733
 C: Survey BIS: 08352, Franklin D. Roosevelt Park (S) (2 of 2), ADDRESS: 7600 GRAHAM AVE, FLORENCE, CA 90001
 D: Pre-Survey and Survey Beaches and Harbors (Fire Sites Only)
 G: Pre-Survey BIS: 08348, Robinson Carroll Park (N), ADDRESS: 8773 E AVENUE R, LITTLE ROCK, CA 93543
 8/10/2016 - A: Pre-Survey BIS: 08229, Ladera Senior/Community Center (S), ADDRESS: 4750 W 62ND STREET, Los Angeles, CA 90056

List of Key Project Events during August 2016 (continued)

- B: Survey BIS: 08411, Whittier Narrows Regional Park (R) (7 of 8) , ADDRESS: 750 S SANTA ANITA AVE, SOUTH EL MONTE, CA 91733
C: Survey BIS: 08306, Allen J. Martin Park, ADDRESS: 14830 E GIORDANO ST, LA PUENTE, CA 91744
D: Pre-Survey and Survey Beaches and Harbors
G: Pre-Survey BIS: 08262, Everett Martin Park (N), ADDRESS: 35548 N 92ND STREET-E, LITTLEROCK, CA 93543
8/11/2016 - A: Pre-Survey BIS: 08297, Hahn State Recreation Area (S), ADDRESS: 4100 S LA CIENEGA BLVD, Los Angeles, CA 90008
B: Survey BIS: 08411, Whittier Narrows Regional Park (R) (8 of 8), ADDRESS: 750 S SANTA ANITA AVE, SOUTH EL MONTE, CA 91733
C: Survey BIS: 08510, Altadena Golf Course, ADDRESS: 1456 E MENDOCINO ST, ALTADENA, CA 91001
D: Pre-Survey and Survey Beaches and Harbors
G: Pre-Survey BIS: 08318, Pearblossom Park (N), ADDRESS: 3392 N 121ST STREET, PEARBLOSSOM, CA 93553
8/15/2016 - A: Pre-Survey BIS: 08187, Cerritos Park (S) (1 of 3), ADDRESS: 19700 S BLOOMFIELD AVE, CERRITOS, CA 90703
B: Survey BIS: 08580, Whittier Narrows Golf Course(1 of 2), ADDRESS: 8640 E RUSH ST, SOUTH EL MONTE, CA 91770
C: Survey BIS: 04580, South Coast Botanic Gardens (1 of 2), ADDRESS: 26300 CRENSHAW BLVD, ROLLING HILLS ESTATES, CA 90274
D: Pre-Survey and Survey Marina Del Rey
G: Pre-Survey BIS: 05540, Apollo Community Regional Park (N) (1 of 2), ADDRESS: 4555 W AVENUE G, LANCASTER, CA 93536
8/16/2016 - A: Pre-Survey BIS: 08187, Cerritos Park (S) (2 of 3), ADDRESS: 19700 S BLOOMFIELD AVE, CERRITOS, CA 90703
B: Survey BIS: 08580, Whittier Narrows Golf Course (2 of 2), ADDRESS: 8640 E RUSH ST, SOUTH EL MONTE, CA 91770
C: Survey BIS: 04580, South Coast Botanic Gardens (2 of 2), ADDRESS: 26300 CRENSHAW BLVD, ROLLING HILLS ESTATES, CA 90274
D: Pre-Survey and Survey Beaches and Harbors (Fire Sites Only)
G: Pre-Survey BIS: 05540, Apollo Community Regional Park (N) (2 of 2), ADDRESS: 4555 W AVENUE G, LANCASTER, CA 93536
G: Pre-Survey BIS: 08335, Richard Rioux Memorial Park (N), ADDRESS: 26233 FAULKNER DRIVE, STEVENSON RANCH, CA 91381
G: Pre-Survey BIS: 08341, Pico Canyon Park (N), ADDRESS: PICO CANYON ROAD, STEVENSON RANCH, CA 91381
8/17/2016 - A: Pre-Survey Cerritos Park (S), BIS: 08187 (3 of 3), ADDRESS: 19700 S BLOOMFIELD AVE, CERRITOS, CA 90703
B: Survey BIS: 09408, Registrar-Recorder Warehouse (1 of 2), ADDRESS: 12680-6 CORRAL PLACE, SANTA FE SPRINGS, CA 90670
C: Survey BIS: 08332, Blevins Park (S), ADDRESS: 19500 WINDROSE DRIVE, ROWLAND HEIGHTS, CA 91748
D: Pre-Survey and Survey Beaches and Harbors
8/18/2016 - A: Pre-Survey BIS: 08392, Hasley Canyon Equestrian Center, ADDRESS: 28400 block of Industry Drive, Castaic CA
B: Survey BIS: 09408, Registrar-Recorder Warehouse (2 of 2), ADDRESS: 12680-6 CORRAL PLACE, SANTA FE SPRINGS, CA 90670
C: Survey BIS: 08064, Amigo Park (S), ADDRESS: 5700 S JUAREZ AVE, PICO RIVERA, CA 90606
C: Survey BIS: 08204, Adventure Park (S), ADDRESS: 10130 S GUNN AVE, SOUTH WHITTIER, CA 90605
D: Pre-Survey and Survey Beaches and Harbors
8/22/2016 - A: Pre-Survey BIS: 08264, Marshall Canyon Tree Farm (R), ADDRESS: 6550 N STEPHENS RANCH ROAD, LA VERNE, CA 91750
B: Survey BIS: 04720, Natural History Museum (1 of 11), ADDRESS: 900 EXPOSITION BLVD, Los Angeles, CA 90007
C: Survey BIS: 08293, Countrywood Park (S), ADDRESS: 16817 E COPPER HILL ROAD, HACIENDA HEIGHTS, CA 91745
C: Survey BIS: 08334, Pepperbrook Park (S), ADDRESS: 1701 COUNTRYWOOD AVE, HACIENDA HEIGHTS, CA 91745
D: Pre-Survey and Survey Marina Del Rey
G: Pre-Survey BIS: 08150, Dexter Park (N), ADDRESS: 11053 NORTH TRAIL ROAD (IN KAGEL CANYON), SAN FERNANDO, CA 91342
8/23/2016 - A: Pre-Survey BIS: 08523, Marshall Canyon Equestrian Center (R), ADDRESS: MARSHALL CANYON CREEK, LA VERNE, CA 91750
B: Survey BIS: 04720, Natural History Museum (2 of 11), ADDRESS: 900 EXPOSITION BLVD, Los Angeles, CA 90007
C: Survey BIS: 05954, Fire Saugus Forestry, ADDRESS: 28750 N BOUQUET CANYON RD, Saugus, CA 91350
D: Pre-Survey and Survey Beaches and Harbors (Fire Sites Only)

G: Pre-Survey BIS: 08078, Atlantic Avenue Bathhouse (N), ADDRESS: 570 S ATLANTIC BLVD, EAST Los Angeles, CA 90022

8/24/2016 - A: Pre-Survey BIS: 08880 and 08882, Santa Fe Dam Recreation Area, Address: 15501 E ARROW HIGHWAY, IRWINDALE, CA 91706

B: Survey BIS: 04720, Natural History Museum (3 of 11), ADDRESS: 900 EXPOSITION BLVD, Los Angeles, CA 90007

C: Survey BIS: 06112, Fire Station 112, ADDRESS: 8812 W. Avenue E-8 Lancaster, CA 93536

D: Pre-Survey and Survey Beaches and Harbors

G: Pre-Survey BIS: 06166, Fire Station 166, Address: 3615 Santa Anita Ave., El Monte, CA 91731

G: Pre-Survey BIS: 06167, Fire Station 167, Address: 11567 Bryant Road, El Monte, CA 91732

G: Pre-Survey BIS: 06168, Fire Station 168, Address: 3207 Cogswell Rd., El Monte, CA 91732

8/25/2016 - A: Pre-Survey BIS: 08425, Peck Road Water Conservation Park (R), ADDRESS: 5401 N PECK ROAD, ARCADIA, CA 91006

B: Survey BIS: 04720, Natural History Museum (4 of 11), ADDRESS: 900 EXPOSITION BLVD, Los Angeles, CA 90007

C: Survey BIS: 08251, Gloria Heer Park, ADDRESS: 18109 E GALLINETA ST ROWLAND HEIGHTS, CA 91748

D: Pre-Survey and Survey Beaches and Harbors

G: Pre-Survey BIS: 06192, Fire Station 192, Address: 520 S. Harbor Blvd., La Habra, CA 90631

G: Pre-Survey BIS: 06193, Fire Station 193, Address: 1000 Risner Way, La Habra, CA 90631

G: Pre-Survey BIS: 06194, Fire Station 194, Address: 1401 S. Beach Blvd., La Habra, CA 90631

8/29/2016 - A: Pre-Survey BIS: 08340, Tesoro Adobe Historic Park (R), ADDRESS: 29350 AVENIDA RANCHO TESORO, SANTA CLARITA, CA 91354

B: Survey BIS: 04720, Natural History Museum (5 of 11), ADDRESS: 900, EXPOSITION BLVD, Los Angeles, CA 90007

C: Survey BIS: 06741, Schabarum Regional Park (S) (1 of 2), ADDRESS: 33792 CROWN VALLEY ROAD, ACTON, CA 93510

D: Pre-Survey and Survey Marina Del Rey

G: Pre-Survey BIS: 06017, Fire Station 17, Address: 12006 Hadley Street, Whittier, CA 90601-3910

G: Pre-Survey BIS: 06118, Fire Station 118, Address: 17056 Gale Avenue, City of Industry, CA 91745-1807

G: Pre-Survey BIS: 06191, Fire Station 191, Address: La Habra, CA 90631

8/30/2016 - A: Pre-Survey BIS: 08327, Placerita Canyon Nature Center (R), ADDRESS: 19150 PLACERITA CANYON ROAD, NEWHALL, CA 91321

B: Survey BIS: 04720, Natural History Museum (6 of 11), ADDRESS: 900 EXPOSITION BLVD, Los Angeles, CA 90007

C: Survey BIS: 06741, Schabarum Regional Park (S) (2 of 2), ADDRESS: 33792 CROWN VALLEY ROAD, ACTON, CA 93510

D: Pre-Survey and Survey Beaches and Harbors (Fire Sites Only)

G: Pre-Survey BIS: 06032, Fire Station 32, Address: 605 N. Angeleno Avenue, Azusa, CA 91702-2904

G: Pre-Survey BIS: 06152, Fire Station 152, Address: 807 W. Cypress Street, Covina, CA 91722-2641

G: Pre-Survey BIS: 06154, Fire Station 154, Address: 401 N. Second Avenue, Covina, CA 91723-1644

8/31/2016 - B: Survey BIS: 04720, Natural History Museum (7 of 11), ADDRESS: 900 EXPOSITION BLVD, Los Angeles, CA 90007

C: Survey BIS: 06129, Fire Station 129, ADDRESS: 42110 6th Street West, Lancaster, CA 93534

D: Pre-Survey and Survey BIS: 08741, Zuma Beach, ADDRESS: 30050 PACIFIC COAST HIGHWAY, MALIBU, CA 90265

G: Pre-Survey BIS: 06153, Fire Station 153, Address: 1577 E. Cypress Street, Covina, CA 91724-2120

G: Pre-Survey BIS: 06187, Fire Station 187, Address: 3325 Temple Ave , Pomona, CA 91766-3256

G: Pre-Survey BIS: 06184, Fire Station 184, Address: 1980 W. Orange Grove Ave., Pomona, CA 91768-2046

Project Issues and Resolutions

Undocumented Buildings - The lack of high-level building information remains an ongoing issue that affects the project's timeliness and efficiency. Field teams often find buildings for which no County record exists. Official building numbers, known as LACO numbers, are crucial to joining newly observed data with existing County information, such as a building's size, history and known maintenance issues. In the past month, the field teams discovered 153 undocumented buildings, 49% of the total this month. The extra time spent researching records and interviewing personnel is slow and tedious. In response, the County is attempting to refresh its list of existing buildings. Refreshing the County's real estate records is a secondary benefit of the Deferred Maintenance Program.

Floorplan Acquisition - Lack of existing floor plans is another recurring issue which, in conjunction with lack of LACO numbers, is delaying project progress. In response, field teams must linger on site longer, drawing room layouts from scratch, an activity beyond the project scope. However, since digitized floor plans are a critical part of the workflow, this work cannot be omitted or deferred until later. On the other hand, this program's efforts to build a complete set of floor plans will ensure future County assessments can proceed more fluidly.

Non-building Assets - The two remaining County Departments, Parks and Recreation and Beaches and Harbors, are unique in that the value of their assets and services are non-building elements within the landscape. These stand-alone landscape elements include large parking lots, bridges, seawalls, play fields, playground equipment, etc. These features have blurred the scope of what equipment the field teams should barcode. Throughout the project, the teams typically have barcoded equipment within and adjacent to buildings. However, for these departments the teams have extended their attention somewhat into certain landscape elements that are important to the department's function. Ongoing discussions are now taking place to coordinate efforts for revisits to assess some of these non-building elements.

Project Expectations for September 2016

- Teams will continue surveying buildings at Parks and Recreation, Beaches and Harbors
- Teams will visit certain fire stations which were not included in the Fire Department's assessments in 2015
- All teams will continue field work four days per week

Anticipated Schedule Adjustments for September 2016

Just as in the preceding summer months, it is anticipated that throughout September, assessment teams may continue to discover a high quantity of undocumented buildings. In general, most Parks and Recreation facilities are much more numerous than originally anticipated. This variability of square footage reduces the assessment schedule's precision—usually resulting in a time extension. As in previous months, access to floor plans remains the key to efficient assessments.

As the assessment portion of the project approaches its end, the final pre-surveys will soon take place, leaving the teams that currently perform the pre-assessments available to perform other tasks. Members of pre-assessment teams will be diverted to other teams as well as assignments such as follow-up visits. Follow-up visits are scheduled on an as-needed basis and may be scheduled whenever site contacts are available to accommodate a survey.

The recent addition of over 40 fire stations to the scope may also result in minor adjustments as the schedule is revised with the Fire Department contacts.

Anticipated Project Events during September 2016

9/01/2016 - B: Survey BIS: 04720, Natural History Museum (8 of 11), Address: 900 Exposition Blvd, Los Angeles, CA 90007

C: Survey BIS: 06129, Fire Station 129, Address: 42110 6th Street West, Lancaster, CA 93534

D: Pre-Survey and Survey Beaches and Harbors

G: Pre-Survey FS 186, Address: 280 E. Bonita Ave, Pomona, CA 91767-1924

G: Pre-Survey FS 182, Address: 1059 N. White Ave, Pomona, CA 91768-3038

G: Pre-Survey FS 184, Address: 1980 W. Orange Grove Ave, Pomona, CA 91768-2046

9/06/2016 - A: Pre-Survey Parque De Los Suenos, Address: 1333 S. Bonnie Beach Place, Los Angeles, CA 90032

B: Survey BIS: 04720, Natural History Museum (9 of 11), Address: 900 Exposition Blvd, Los Angeles, CA 90007

C: Survey BIS: 08135, Crescenta Valley Park (E) (1 of 2), Address: 3901 NEW YORK AVE, Glendale, CA 91214

D: Pre-Survey and Survey Beaches and Harbors (Fire Sites Only)

G: Pre-Survey FS 183, Address: 708 N. San Antonio Ave, Pomona, CA 91767-4910

G: Pre-Survey FS 185, Address: 925 E. Lexington Ave, Pomona, CA 91766-5204

9/07/2016 - A: Pre-Survey BIS: 08213, Hart Park (R), Address: 24151 NEWHALL AVE, Santa Clarita, CA 91321

B: Survey BIS: 04720, Natural History Museum (10 of 11), Address: 900 Exposition Blvd, Los Angeles, CA 90007

C: Survey BIS: 08135, Crescenta Valley Park (E) (2 of 2), Address: 3901 NEW YORK AVE, Glendale, CA 91214

C: Survey BIS: 08524, Walnut Nature Park (E), Address: 2642 Olive Street, Huntington Park, CA 90255

D: Pre-Survey and Survey Beaches and Harbors

G: Pre-Survey FS 147, Address: 3161 E. Imperial Highway, Lynwood, CA 90262

G: Pre-Survey FS 148, Address: 4264 Martin Luther King Jr. Blvd, Lynwood, CA 90262-3807

9/08/2016 - B: Survey BIS: 04720, Natural History Museum (11 of 11), Address: 900 Exposition Blvd, Los Angeles, CA 90007

C: Survey BIS: 08105, Deane Dana Friendship Park (R), Address: 1805 W 9TH ST, San Pedro, CA 90732

D: Pre-Survey and Survey Beaches and Harbors

G: Pre-Survey FS 9, Address: 7116 Makee Ave, Los Angeles, CA 90001

G: Pre-Survey FS 163, Address: 6320 Pine Ave, Bell, CA 90201-1221

9/12/2016 - B: Survey BIS: 08183, Keller Park (S), Address: 1045 W 126TH ST, Los Angeles, CA 90044

C: Survey BIS: 08308, Sunshine Park (E), Address: 515 Deepmead Ave, La Puente, CA 91744

C: Survey BIS: 08295, Avocado Heights Park (E), Address: 553 4th Ave, La Puente, CA 91746

D: Pre-Survey and Survey Marina Del Rey

G: Pre-Survey FS 2, Address: 340 Palos Verdes Drive W, Palos Verdes Estates, CA 90274-1299

G: Pre-Survey FS 160, Address: 5323 West Rosecrans Avenue Hawthorne, CA 90250-6622

9/13/2016 - B: Survey BIS: 08091, Bethune Park (S), Address: 1244 E 61st St, Los Angeles, CA 90001

C: Survey BIS: 08345, Rimgrove Park (E), Address: 747 N RIMGROVE DR, Valinda 91744

D: Pre-Survey and Survey Beaches and Harbors (Fire Sites Only)

G: Pre-Survey FS 158, Address: 1650 W. 162nd Street, Gardena, CA 90247

G: Pre-Survey FS 159, Address: 2030 W. 135th Street, Gardena, CA 90249

G: Pre-Survey FS 162, Address: 12151 Crenshaw Blvd, Hawthorne, CA 90250-3301

9/14/2016 - B: Survey BIS: 06743, Topanga Beach Library, Address: 122 N Topanga Canyon Blvd, Topanga, CA 90290

B: Survey FS 89, Address: 29575 Canwood St, Agoura Hills, CA 91301

C: Survey BIS: 08307, East Services Agency (E) (1 of 2), Address: 265 CLOVERLEAF DR, Baldwin Park, CA 91706

D: Pre-Survey and Survey Beaches and Harbors

G: Pre-Survey FS 170, Address: 10701 S. Crenshaw, Inglewood, CA 90304

G: Pre-Survey FS 173, Address: 9001 S. Crenshaw, Inglewood, CA 90303

Anticipated Project Events during September 2016 (continued)

9/15/2016 - B: Survey BIS: 08147 Devil's Punchbowl Natural Area, Address:
C: Survey BIS: 08307, East Services Agency (E) (2 of 2), Address: 265 CLOVERLEAF DR, Baldwin Park, CA 91706
D: Pre-Survey and Survey Beaches and Harbors
G: Pre-Survey FS 172, Address: 810 Centinela Ave, Inglewood, CA 90302
G: Pre-Survey FS 7, Address: 864 N. San Vicente Blvd, West Hollywood, CA 90069-4007
9/19/2016 - B: Survey BIS: 08096, Bodger Park, Address: 14900 Yukon Ave, Hawthorne, CA 90250
C: Survey BIS: 08243, George Lane Park (N), Address: 5520 W AVE L-8, Quartz Hill, CA 93536
D: Pre-Survey and Survey Marina Del Rey
G: Pre-Survey FS 128, Address: 28450 Whites Cyn. Road, Santa Clarita, CA 91351
G: Pre-Survey FS 104, Address: 26201 Golden Valley Road, Santa Clarita, CA 91351
9/20/2016 - B: Survey BIS: 08229, Ladera Senior/Community Center (S), Address: 4750 W 62ND STREET, Los Angeles, CA 90056
B: Survey BIS: 07967, 72nd Street Staging Area, Address: 550 72nd Street, Long Beach, CA
C: Survey BIS: 08348, Robinson Carroll Park (N), Address: 8773 E Avenue R, Littlerock, CA 93543
D: Pre-Survey and Survey Beaches and Harbors (Fire Sites Only)
G: Pre-Survey FS 143, Address: 28580 Hasley Canyon Rd, Valencia, CA 91355
G: Pre-Survey FS 156, Address: 24505 Copper Hill Drive, Valencia, CA 91354
9/21/2016 - B: Survey BIS: 05540, Apollo Community Regional Park (N) (1 of 2), Address: 4555 W Ave G, Lancaster, CA 93536
C: Survey BIS: 08262, Everett Martin Park (N), Address: 35548 92nd St E, Littlerock, CA 93543
D: Pre-Survey and Survey Beaches and Harbors
G: Pre-Survey BIS: ?????, Del Valle Regional Training Center, Address: 28101 CHIQUITO CANYON RD, CASTAIC, CA 91384
9/22/2016 - B: Survey BIS: 05540, Apollo Community Regional Park (N) (2 of 2), Address: 4555 W Ave G, Lancaster, CA 93536
C: Survey BIS: 08318, Pearblossom Park (N), Address: 33922 121st St E, Pearblossom, CA 93553
D: Pre-Survey and Survey Beaches and Harbors
G: Pre-Survey FS 30, Address: 19030 Pioneer Blvd, Cerritos, CA 90703-6602
G: Pre-Survey FS 39, Address: 7000 Garfield Avenue, Bell Gardens, CA 90201
9/26/2016 - B: Survey BIS: 08187, Cerritos Park (S) (1 of 2), Address: 19700 Bloomfield Ave, Cerritos, CA 90703
C: Survey BIS: 08297, Hahn State Recreation Area (S) (1 of 4), Address: 4100 S La Cienega Blvd, Los Angeles, CA 90056
D: Pre-Survey and Survey Marina Del Rey
9/27/2016 - B: Survey BIS: 08187, Cerritos Park (S) (2 of 2), Address: 19700 Bloomfield Ave, Cerritos, CA 90703
C: Survey BIS: 08297, Hahn State Recreation Area (S) (2 of 4), Address: 4100 S La Cienega Blvd, Los Angeles, CA 90056
D: Pre-Survey and Survey Beaches and Harbors (Fire Sites Only)
G: Pre-Survey FS 181, Address: 590 S. Park Ave, Pomona, CA 91766-3038
9/28/2016 - B: Survey BIS: 08391, Hasley Canyon Park (R), Address: 28700 West Quincy Street, Castaic, CA 91384
B: Survey BIS: 08392, Hasley Canyon Equestrian Center (R), Address: 28400 Industry Dr, Valencia, CA 91355
C: Survey BIS: 08297, Hahn State Recreation Area (S) (3 of 4), Address: 4100 S La Cienega Blvd, Los Angeles, CA 90056
D: Pre-Survey and Survey Beaches and Harbors
G: Pre-Survey FS 161, Address: 4475 West El Segundo Blvd, Hawthorne, CA 90250-4411
9/29/2016 - B: Survey BIS: 08335, Richard Rioux Park (N), Address: 26233 Faulkner Dr, Stevenson Ranch, CA 91381
B: Survey BIS: 08341, Pico Canyon Park (N), Address: 25600 Pico Canyon Rd, Stevenson Ranch, CA 91381
C: Survey BIS: 08297, Hahn State Recreation Area (S) (4 of 4), Address: 4100 S La Cienega Blvd, Los Angeles, CA 90056
D: Pre-Survey and Survey Beaches and Harbors
G: Pre-Survey FS 171, Address: 141 W Regent St, Inglewood, CA 90301



County of Los Angeles

Deferred Maintenance Program Services
Monthly Progress Report - September 2016

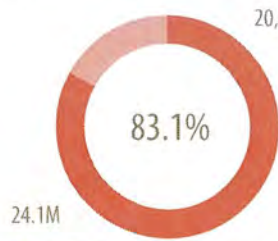


Report Contents

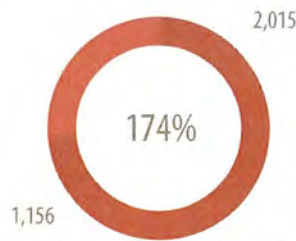
1. Overall Project Snapshot
2. Executive Summary - September 2016
3. Monthly Details - September 2016
4. Issues and Resolutions
5. Next Month's Schedule Outlook

Overall Project Snapshot

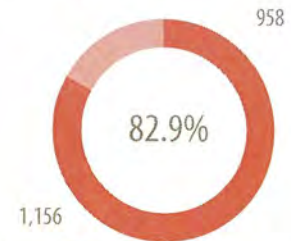
Contract Start Date:	17 October 2014	Contract Value:	\$13,500,115
Estimated Completion Date:	16 October 2017	Contract Square Footage:	24,074,131 SF
Contract End Date:	16 October 2017	Contract Number of Bldgs:	1,156



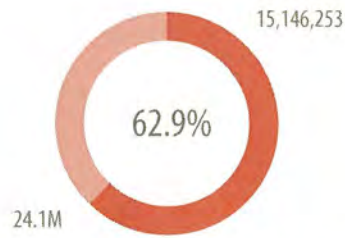
Total Square Footage Assessed



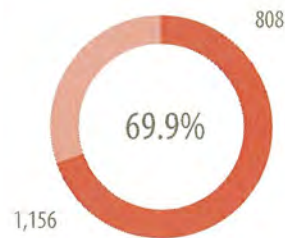
Count of Buildings Assessed



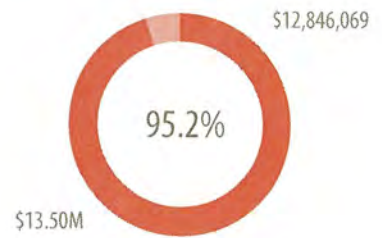
Count of Buildings Completed Project Builder



Square Footage Completed Project Costing



Count of Buildings Completed Project Costing



Invoiced Amount to Date

Current Status of All Project Phases (Number of Buildings)

1) Staging:	67	4) Preliminary Analysis:	809	7) Capital Planning:	808
2) Pre-Assessment:	158	5) Project Building:	268		
3) Assessment:	233	6) Project Costing:	150		

Assessment Progress Tracking - Completed New Assessments



Executive Summary - September 2016

During the month of September, field teams completed assessments for approximately 400,000 square feet in just over 230 buildings, which is in line with the expected progress for this stage of the project. The County parks' shade structures, an exceptionally small building type, represent the most numerous building type assessed this month. Overall, the average building size was 2,000 square feet. Looking beyond September, the square footage per month, is declining as the project enters the last quartile of sites within the original scope of work. The remaining building stock is relatively small and dispersed over large sites, and is consistent with characteristics typical of the Parks and Beaches departments. One milestone expected for next month is the substantial completion of the assessments at Beaches and Harbors. Looking ahead to November, the project expects to be substantially complete with Parks and Recreation buildings as well as the Fire Department. Users can find summarized information about the County's real estate portfolio directly on project website homepage.

Compared Monthly Statistics - September 2016

Square Feet Assessed

Last Month:	1,404,764
This Month:	400,396
Next Month (Projected):	325,368

Count of Buildings Assessed

Last Month:	314
This Month:	234
Next Month (Projected):	170

Dollars Invoiced

Last Month:	\$895,390
This Month:	\$604,922

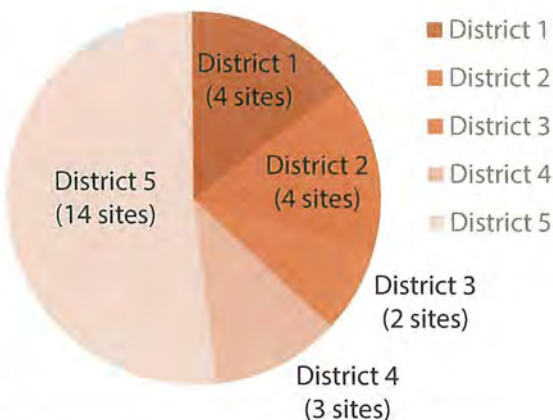
No. Departments Assessed

Last Month:	4
This Month:	4
Next Month (Projected):	3

Summary of Deferred Maintenance Costs to Date

The County has requested an ongoing total estimate for the cost of corrective actions as part of this monthly project report. Currently, only buildings within the Project Approval phase have associated costs, which total \$343 million. This figure is for approximately 808 buildings totaling 15 million gross square feet. Please note that these projects have not yet been formally approved by County project staff, and are for informational (non-budgetary) purposes only. Furthermore, cost estimates to replace building systems near the end of their service life are not included in the above figure. The service life expiration date and replacement costs that are recorded for each barcoded building system will be included as part of the total deferred maintenance cost in subsequent updates.

Quantity of Sites Assessed per District - Sep. 2016



Monthly Key Statistics - Sep. 2016

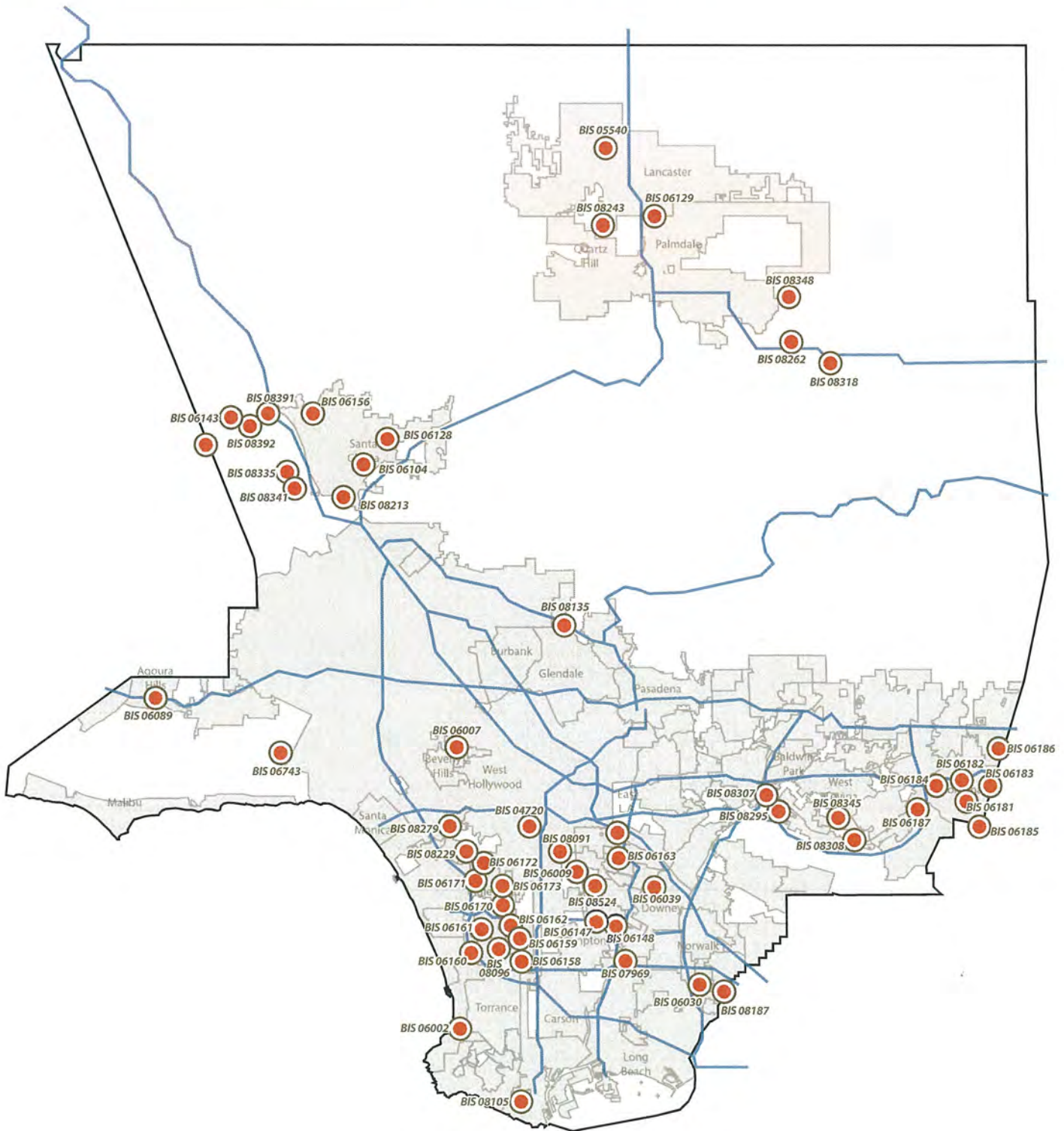
Total GSF:	400,396
Total Building Count:	234
Quantity of Departments:	4
Quantity of Deficiencies:	1,086
Quantity of Barcodes:	1,258
Dollars Invoiced:	\$604,922
Percent Completed:	4.48%

List of Assessed Sites - September 2016

#	Date	Department	BIS	Site Name	LACO's	GSF	Deficiency Quantity	Barcode Quantity
1	09/01/16	Fire Department	06129	Fire Station 129	X208, X208-1, X208-2, X208-3, X208-4, X208-5, X208-6	52,928	42	125
2	09/06/16	Beaches and Harbors	08169, 08714, 08716	Manhattan Beach	18 LACO's (please refer to the COLA Deferred Maintenance website for full list)	10,134	208	27
3	09/07/16	Parks and Recreation	08135	Crescenta Valley Park	2564, 3752, 3752-1, 4915, 4915-1, 4915-2, 3695, 1035, 1035-1, 3874	10,634	6	47
4	09/07/16	Parks and Recreation	08524	Walnut Nature Park	XXX1, XXX2, XXX3	600	6	8
5	09/08/16	Parks and Recreation	08105	Deane Dana Friendship Park Nature Center	X500, X500-1, X500-2, X500-3	8,541	10	24
6	09/12/16	Parks and Recreation	08183	Keller Park	5133, 5985, 5133-1, 5985-1	12,717	15	79
7	09/12/16	Parks and Recreation	08295	Avenue Park and Avocado Heights Park	P017-1, P017-2, P017-3	1,913	3	13
8	09/12/16	Parks and Recreation	08308	Sunshine Park	Y156, Y156-1, Y156-2, Y156-3, Y156-4	7,513	2	18
9	09/13/16	Parks and Recreation	08091	Mary M. Bethune Park	4562, 4563, 5046, 4563-1	25,415	72	73
10	09/13/16	Parks and Recreation	08345	Rimgrove Park	5026, 5026-1, 6559, 5026-2, 5026-3, 5026-4, 5026-5	12,578	13	24
11	09/14/16	Public Library	06743	Topanga Beach Library	TOPA	32,144	5	49
12	09/14/16	Fire Department	06089	Fire Station 89	A636	13592	16	66
13	09/15/16	Parks and Recreation	08147	Devil's Punchbowl Natural Area	5326, 5325, 5262, 5295, 5325-1, 5326-1, X305, X306	4,076	63	22
14	09/19/16	Parks and Recreation	08096	Bodger Park	X894, X893, 4569, 6454	3,096	89	19
15	09/19/16	Parks and Recreation	08307	Parks & Recreation East Services Agency	4530, 4531, 4533, 6228, 6229, X269, 4532, 4532-1, X079, X269-1, X069	77,032	59	211
16	09/20/16	Parks and Recreation	07967	72nd Street Staging Area	P819, P819-1	1,335	9	5
17	09/20/16	Parks and Recreation	08229	Ladera Senior Community Center	X077	5,448	18	35

#	Date	Department	BIS	Site Name	LACO's	GSF	Deficiency Quantity	Barcode Quantity
18	09/20/16	Parks and Recreation	08243	George Lane Park	4780, 5592, 5592-1, 5592-2	14,055	11	45
19	09/20/16	Parks and Recreation	08348	Jackie Robinson Park	5228, X031, 5228-1, 5228-2	20,331	8	59
20	09/21/16	Parks and Recreation	08262	Everett Martin Park	5591, 5591-1, 5591-2	5,519	3	25
21	09/22/16	Parks and Recreation	05540	Apollo Community Regional Park	27 LACO's ((please refer to the COLA Deferred Maintenance website for full list)	24,461	171	80
22	09/22/16	Parks and Recreation	08318	Pearblossom Park	4869, 5195-1, 5195, 6510, 6511	10,179	3	28
23	09/28/16	Parks and Recreation	08391	Hasley Canyon Park	P006-1	400	10	3
24	09/28/16	Parks and Recreation	08392	Hasley Canyon Equestrian Center	P123	1,861	16	7
25	09/29/16	Parks and Recreation	08297	Hahn State Recreation Area	72 LACO's (please refer to the COLA Deferred Maintenance website for full list)	25,937	19	116
26	09/29/16	Parks and Recreation	08335	Dr Richard H Rioux Memorial Park	X270, X270-1	3,016	16	9
27	09/29/16	Parks and Recreation	08341	Pico Canyon Park	B029-1	719	6	4
28	09/30/16	Beaches and Harbors	08702, 08728, 08752	Redondo Beach	18 LACO's (please refer to the COLA Deferred Maintenance website for full list)	14,222	187	37
Totals					234 Buildings	400,396	1,086	1,258

Map of Sites Visited (Assessment and Pre-Assessment) - September 2016



Schedule Adjustments - September 2016

Schedule adjustments made during September affected the following sites:

Project Cancellations:

- None

Rescheduled Sites:

- Del Valle Regional Training Center (BIS 05949)
- Hollywood Bowl (BIS 04710)
- Highland Camrose (BIS 04705)

List of Key Project Events during September 2016

9/01/2016 - B: Survey BIS: 04720, Natural History Museum (8 of 11), Address: 900 Exposition Blvd, Los Angeles, CA 90007

C: Survey BIS: 06129, Fire Station 129, Address: 42110 6th Street West, Lancaster, CA 93534

D: Pre-Survey and Survey Beaches and Harbors

G: Pre-Survey Fire Station 186, Address: 280 E. Bonita Ave, Pomona, CA 91767-1924

G: Pre-Survey Fire Station 182, Address: 1059 N. White Ave, Pomona, CA 91768-3038

G: Pre-Survey Fire Station 184, Address: 1980 W. Orange Grove Ave, Pomona, CA 91768-2046

9/06/2016 - A: Pre-Survey Parque De Los Suenos, Address: 1333 S. Bonnie Beach Place, Los Angeles, CA 90032

B: Survey BIS: 04720, Natural History Museum (9 of 11), Address: 900 Exposition Blvd, Los Angeles, CA 90007

C: Survey BIS: 08135, Crescenta Valley Park (E) (1 of 2), Address: 3901 NEW YORK AVE, Glendale, CA 91214

D: Pre-Survey and Survey Beaches and Harbors (Fire Sites Only)

G: Pre-Survey Fire Station 183, Address: 708 N. San Antonio Ave, Pomona, CA 91767-4910

G: Pre-Survey Fire Station 185, Address: 925 E. Lexington Ave, Pomona, CA 91766-5204

9/07/2016 - A: Pre-Survey BIS: 08213, Hart Park (R), Address: 24151 NEWHALL AVE, Santa Clarita, CA 91321

B: Survey BIS: 04720, Natural History Museum (10 of 11), Address: 900 Exposition Blvd, Los Angeles, CA 90007

C: Survey BIS: 08135, Crescenta Valley Park (E) (2 of 2), Address: 3901 NEW YORK AVE, Glendale, CA 91214

C: Survey BIS: 08524, Walnut Nature Park (E), Address: 2642 Olive Street, Huntington Park, CA 90255

D: Pre-Survey and Survey Beaches and Harbors

G: Pre-Survey Fire Station 147, Address: 3161 E. Imperial Highway, Lynwood, CA 90262

G: Pre-Survey Fire Station 148, Address: 4264 Martin Luther King Jr. Blvd, Lynwood, CA 90262-3807

9/08/2016 - B: Survey BIS: 04720, Natural History Museum (11 of 11), Address: 900 Exposition Blvd, Los Angeles, CA 90007

C: Survey BIS: 08105, Deane Dana Friendship Park (R), Address: 1805 W 9TH ST, San Pedro, CA 90732

D: Pre-Survey and Survey Beaches and Harbors

G: Pre-Survey Fire Station 9, Address: 7116 Makee Ave, Los Angeles, CA 90001

G: Pre-Survey Fire Station 163, Address: 6320 Pine Ave, Bell, CA 90201-1221

9/12/2016 - B: Survey BIS: 08183, Keller Park (S), Address: 1045 W 126TH ST, Los Angeles, CA 90044

C: Survey BIS: 08308, Sunshine Park (E), Address: 515 Deepmead Ave, La Puente, CA 91744

C: Survey BIS: 08295, Avocado Heights Park (E), Address: 553 4th Ave, La Puente, CA 91746

D: Pre-Survey and Survey Marina Del Rey

G: Pre-Survey Fire Station 2, Address: 340 Palos Verdes Drive W, Palos Verdes Estates, CA 90274-1299

G: Pre-Survey Fire Station 160, Address: 5323 West Rosecrans Avenue Hawthorne, CA 90250-6622

9/13/2016 - B: Survey BIS: 08091, Bethune Park (S), Address: 1244 E 61st St, Los Angeles, CA 90001

C: Survey BIS: 08345, Rimgrove Park (E), Address: 747 N RIMGROVE DR, Valinda 91744

List of Key Project Events during September 2016 (continued)

D: Pre-Survey and Survey Beaches and Harbors (Fire Sites Only)

G: Pre-Survey Fire Station 158, Address: 1650 W. 162nd Street, Gardena, CA 90247

G: Pre-Survey Fire Station 159, Address: 2030 W. 135th Street, Gardena, CA 90249

G: Pre-Survey Fire Station 162, Address: 12151 Crenshaw Blvd, Hawthorne, CA 90250-3301

9/14/2016 - B: Survey BIS: 06743, Topanga Beach Library, Address: 122 N Topanga Canyon Blvd, Topanga, CA 90290

B: Survey Fire Station 89, Address: 29575 Canwood St, Agoura Hills, CA 91301

C: Survey BIS: 08307, East Services Agency (E) (1 of 2), Address: 265 CLOVERLEAF DR, Baldwin Park, CA 91706

D: Pre-Survey and Survey Beaches and Harbors

G: Pre-Survey Fire Station 170, Address: 10701 S. Crenshaw, Inglewood, CA 90304

G: Pre-Survey Fire Station 173, Address: 9001 S. Crenshaw, Inglewood, CA 90303

9/15/2016 - B: Survey BIS: 08147 Devil's Punchbowl Natural Area, Address:

C: Survey BIS: 08307, East Services Agency (E) (2 of 2), Address: 265 CLOVERLEAF DR, Baldwin Park, CA 91706

D: Pre-Survey and Survey Beaches and Harbors

G: Pre-Survey Fire Station 172, Address: 810 Centinela Ave, Inglewood, CA 90302

G: Pre-Survey Fire Station 7, Address: 864 N. San Vicente Blvd, West Hollywood, CA 90069-4007

9/19/2016 - B: Survey BIS: 08096, Bodger Park, Address: 14900 Yukon Ave, Hawthorne, CA 90250

C: Survey BIS: 08243, George Lane Park (N), Address: 5520 W AVE L-8, Quartz Hill, CA 93536

D: Pre-Survey and Survey Marina Del Rey

G: Pre-Survey Fire Station 128, Address: 28450 Whites Cyn. Road, Santa Clarita, CA 91351

G: Pre-Survey Fire Station 104, Address: 26201 Golden Valley Road, Santa Clarita, CA 91351

9/20/2016 - B: Survey BIS: 08229, Ladera Senior/Community Center (S), Address: 4750 W 62ND STREET, Los Angeles, CA 90056

B: Survey BIS: 07967, 72nd Street Staging Area, Address: 550 72nd Street, Long Beach, CA

C: Survey BIS: 08348, Robinson Carroll Park (N), Address: 8773 E Avenue R, Littlerock, CA 93543

D: Pre-Survey and Survey Beaches and Harbors (Fire Sites Only)

G: Pre-Survey Fire Station 143, Address: 28580 Hasley Canyon Rd, Valencia, CA 91355

G: Pre-Survey Fire Station 156, Address: 24505 Copper Hill Drive, Valencia, CA 91354

9/21/2016 - B: Survey BIS: 05540, Apollo Community Regional Park (N) (1 of 2), Address: 4555 W Ave G, Lancaster, CA 93536

C: Survey BIS: 08262, Everett Martin Park (N), Address: 35548 92nd St E, Littlerock, CA 93543

D: Pre-Survey and Survey Beaches and Harbors

G: Pre-Survey BIS: ?????, Del Valle Regional Training Center, Address: 28101 CHIQUITO CANYON RD, CASTAIC, CA 91384

9/22/2016 - B: Survey BIS: 05540, Apollo Community Regional Park (N) (2 of 2), Address: 4555 W Ave G, Lancaster, CA 93536

C: Survey BIS: 08318, Pearblossom Park (N), Address: 33922 121st St E, Pearblossom, CA 93553

D: Pre-Survey and Survey Beaches and Harbors

G: Pre-Survey Fire Station 30, Address: 19030 Pioneer Blvd, Cerritos, CA 90703-6602

G: Pre-Survey Fire Station 39, Address: 7000 Garfield Avenue, Bell Gardens, CA 90201

9/26/2016 - B: Survey BIS: 08187, Cerritos Park (S) (1 of 2), Address: 19700 Bloomfield Ave, Cerritos, CA 90703

C: Survey BIS: 08297, Hahn State Recreation Area (S) (1 of 4), Address: 4100 S La Cienega Blvd, Los Angeles, CA 90056

D: Pre-Survey and Survey Marina Del Rey

9/27/2016 - B: Survey BIS: 08187, Cerritos Park (S) (2 of 2), Address: 19700 Bloomfield Ave, Cerritos, CA 90703

C: Survey BIS: 08297, Hahn State Recreation Area (S) (2 of 4), Address: 4100 S La Cienega Blvd, Los Angeles, CA 90056

D: Pre-Survey and Survey Beaches and Harbors (Fire Sites Only)

G: Pre-Survey Fire Station 181, Address: 590 S. Park Ave, Pomona, CA 91766-3038

9/28/2016 - B: Survey BIS: 08391, Hasley Canyon Park (R), Address: 28700 West Quincy Street, Castaic, CA 91384
B: Survey BIS: 08392, Hasley Canyon Equestrian Center (R), Address: 28400 Industry Dr, Valencia, CA 91355
C: Survey BIS: 08297, Hahn State Recreation Area (S) (3 of 4), Address: 4100 S La Cienega Blvd, Los Angeles, CA 90056
D: Pre-Survey and Survey Beaches and Harbors
G: Pre-Survey Fire Station 161, Address: 4475 West El Segundo Blvd, Hawthorne, CA 90250-4411
9/29/2016 - B: Survey BIS: 08335, Richard Rioux Park (N), Address: 26233 Faulkner Dr, Stevenson Ranch, CA 91381
B: Survey BIS: 08341, Pico Canyon Park (N), Address: 25600 Pico Canyon Rd, Stevenson Ranch, CA 91381
C: Survey BIS: 08297, Hahn State Recreation Area (S) (4 of 4), Address: 4100 S La Cienega Blvd, Los Angeles, CA 90056
D: Pre-Survey and Survey Beaches and Harbors
G: Pre-Survey Fire Station 171, Address: 141 W Regent St, Inglewood, CA 90301

Project Issues and Resolutions

Undocumented Buildings - The lack of high-level building information remains an ongoing issue that affects the project's timeliness and efficiency. Field teams often find buildings for which no County record exists. Official building numbers, known as LACO numbers, are crucial to joining newly observed data with existing County information, such as a building's size, history and known maintenance issues. In the past month, the field teams discovered 127 undocumented buildings, 54% of total. The extra time spent researching records and interviewing personnel is slow and tedious. In response, the County is attempting to refresh its list of existing buildings. Refreshing the County's real estate records is a secondary benefit of the Deferred Maintenance Program.

Floorplan Acquisition - Throughout the program the lack of existing floor plans was a recurring issue which, in conjunction with lack of LACO numbers, delayed assessment progress or cause certain visits to be rescheduled. One milestone to report is that the County has exhausted its search for plans for the remaining buildings. Therefore, from the County's perspective, this task is complete. However, the field teams will need to draw plans for certain remaining buildings.

Non-building Assets - The two remaining County Departments, Parks and Recreation and Beaches and Harbors, are unique in that the value of their assets and services are non-building elements within the landscape. These stand-alone landscape elements include large parking lots, bridges, seawalls, play fields, playground equipment, etc. These features have blurred the scope of what equipment the field teams should barcode. Throughout the project, the teams typically have barcoded equipment within and adjacent to buildings. However, for these departments the teams have extended their attention somewhat into certain landscape elements that are important to the department's function. Ongoing discussions are now taking place to coordinate efforts for revisits to assess some of these non-building elements. The first non-building asset to be assessed will be parking lots.

Project Expectations for October 2016

- Teams will continue surveying buildings at Parks and Recreation, Beaches and Harbors
- Teams will visit certain fire stations which were not included in the Fire Department's assessments in 2015
- All teams will continue field work four days per week

Anticipated Schedule Adjustments for October 2016

Just as in the preceding summer months, it is anticipated that throughout October, assessment teams may continue to discover a high quantity of undocumented buildings. In general, most Parks and Recreation facilities are much more numerous than originally anticipated. This variability of square footage reduces the assessment schedule's precision—usually resulting in a time extension. The most significant milestone expected for October is the substantial completion of the Beaches and Harbors department.

Anticipated Project Events during October 2016

10/03/2016 - B: Survey BIS: 08264, Marshall Canyon Tree Farm (R), Address: 6550 N STEPHENS RANCH RD, La Verne, CA
 C: Survey BIS: 08076, South Services Agency (S) (1 of 2), Address: 360 W EL SEGUNDO BLVD, Los Angeles, CA
 D: Pre-Survey and Survey Marina Del Rey
 G: Pre-Survey BIS: 04710, Hollywood Bowl (R) (1 of 4), Address: 2301 N HIGHLAND AVE, Hollywood, CA

10/04/2016 - B: Survey BIS: 08523, Marshall Canyon Equestrian Center (R) (1 of 2), Address: 7000 Esperanza Drive, La Verne, CA
 C: Survey BIS: 08076, South Services Agency (S) (2 of 2), Address: 360 W EL SEGUNDO BLVD, Los Angeles, CA
 D: Pre-Survey and Survey Beaches and Harbors (Fire Sites Only)

10/05/2016 - B: Survey BIS: 08523, Marshall Canyon Equestrian Center (R) (2 of 2), Address: 7000 Esperanza Drive, La Verne, CA
 C: Survey BIS: 08108, Campanella Park (S), Address: 14812 Stanford Ave., Compton, CA
 D: Pre-Survey and Survey Beaches and Harbors

10/06/2016 - B: Survey BIS: 08425, Peck Road Water Conservation Park (R), Address: 5401 N. Peck Road, Arcadia, CA
 C: Survey BIS: 08078, Atlantic Avenue Park (E), Address: 570 S ATLANTIC AVE, East Los Angeles, CA
 C: Survey BIS: 08183, Keller Park (Follow-Up), Address: 1045 W 126TH ST, Los Angeles, CA
 D: Pre-Survey and Survey Beaches and Harbors
 G: Pre-Survey BIS: 04710, Hollywood Bowl (R) (2 of 4), Address: 2301 N HIGHLAND AVE, Hollywood, CA

10/11/2016 - B: Survey BIS: 08880 and 08882, Santa Fe Dam Recreation Area (1 of 6), Address: 15501 E ARROW HIGHWAY, Irwindale, CA
 C: Survey Fire Station 193, Address: 1000 Risner Way, La Habra, CA 90631
 C: Survey Fire Station 194, Address: 1401 S. Beach Blvd., La Habra, CA 90631
 D: Pre-Survey and Survey Beaches and Harbors (Fire Sites Only)

10/12/2016 - B: Survey BIS: 08880 and 08882, Santa Fe Dam Recreation Area (2 of 6), Address: 15501 E ARROW HIGHWAY, Irwindale, CA
 C: Survey Fire Station 32, Address: 605 N. Angeleno Avenue, Azusa, CA 91702-2904
 C: Survey Fire Station 152, Address: 807 W. Cypress Street, Covina, CA 91722-2641
 D: Pre-Survey and Survey Beaches and Harbors
 G: Pre-Survey BIS: 04710, Hollywood Bowl (R) (3 of 4), Address: 2301 N HIGHLAND AVE, Hollywood, CA

10/13/2016 - B: Survey BIS: 08880 and 08882, Santa Fe Dam Recreation Area (3 of 6), Address: 15501 E ARROW HIGHWAY, Irwindale, CA
 C: Survey Fire Station 153, Address: 1577 E. Cypress Street, Covina, CA 91724-2120
 C: Survey Fire Station, 154, Address: 401 N. Second Avenue, Covina, CA 91723-1644
 D: Pre-Survey and Survey Beaches and Harbors

10/17/2016 - B: Survey BIS: 08880 and 08882, Santa Fe Dam Recreation Area (4 of 6), Address: 15501 E ARROW HIGHWAY, Irwindale, CA
 C: Survey Fire Station 182, Address: 1059 N. White Ave., Pomona, CA 91768-3038
 C: Survey Fire Station 186, Address: 280 E. Bonita Ave., Pomona, CA 91767-1924
 D: Pre-Survey and Survey Marina Del Rey

10/18/2016 - B: Survey BIS: 08880 and 08882, Santa Fe Dam Recreation Area (5 of 6), Address: 15501 E ARROW HIGHWAY, Irwindale, CA
 C: Survey Fire Station 183, Address: 708 N. San Antonio Ave, Pomona, CA 91767-4910
 C: Survey Fire Station 184, Address: 1980 W. Orange Grove Ave., Pomona, CA 91768-2046
 C: Survey Fire Station 185, Address: 925 E. Lexington Ave., Pomona, CA 91766-5204
 D: Pre-Survey and Survey Beaches and Harbors (Fire Sites Only)
 G: Pre-Survey Fire Station 17, Address: 12006 Hadley Street, Whittier, CA 90601-3910

Anticipated Project Events during September 2016 (continued)

G: Pre-Survey Fire Station 118, Address: 17056 Gale Avenue, City of Industry, CA 91745-1807

10/19/2016 - B: Survey BIS: 08880 and 08882, Santa Fe Dam Recreation Area (6 of 6), Address: 15501 E ARROW HIGHWAY, Irwindale, CA

C: Survey Fire Station 147, Address: 3161 E. Imperial Highway, Lynwood, CA 90262

C: Survey Fire Station 148, Address: 4264 Martin Luther King Jr. Blvd., Lynwood, CA 90262-3807

D: Pre-Survey and Survey Beaches and Harbors

G: Pre-Survey BIS: 05949, Del Valle Regional Training Center (Follow-Up), Address: 28101 Chiqito Canyon Road, Castaic, CA

10/20/2016 - B: Survey BIS: 08113, Del Valle Park, Address: 28201 West Sloan Canyon Road, Castaic, CA

B: Survey BIS: 08503, Charles White Park (E), Address: 31320 North Castaic Road, Castaic, CA

C: Survey Fire Station 9, Address: 7116 Makee Ave. Los Angeles CA 90001

C: Survey Fire Station 163, Address: 6320 Pine Ave., Bell, CA 90201-1221

D: Pre-Survey and Survey Beaches and Harbors

G: Pre-Survey Fire Station 191, Address: 850 W. La Habra Blvd., La Habra, CA 90631

10/24/2016 - B: Survey BIS: 08213, Hart Park (R) (1 of 4), Address: 24151 NEWHALL AVE, Santa Clarita, CA

C: Survey Fire Station 2, Address: 340 Palos Verdes Drive W., Palos Verdes Estates 90274-1299

C: Survey Fire Station 160, Address: 5323 West Rosecrans Avenue, Hawthorne, CA 90250-6622

D: Pre-Survey and Survey Marina Del Rey

10/25/2016 - B: Survey BIS: 08213, Hart Park (R) (2 of 4), Address: 24151 NEWHALL AVE, Santa Clarita, CA

C: Survey Fire Station 158, Address: 1650 W. 162nd Street, Gardena, CA 90247

C: Survey Fire Station 159, Address: 2030 W. 135th Street, Gardena, CA 90249

D: Pre-Survey and Survey Beaches and Harbors (Fire Sites Only)

10/26/2016 - B: Survey BIS: 08213, Hart Park (R) (3 of 4), Address: 24151 NEWHALL AVE, Santa Clarita, CA

C: Survey Fire Station 162, Address: 12151 Crenshaw Blvd., Hawthorne, CA 90250-3301

C: Survey Fire Station 170, Address: 10701 S. Crenshaw, Inglewood, CA 90304

D: Pre-Survey and Survey Beaches and Harbors

10/27/2016 - B: Survey BIS: 08213, Hart Park (R) (4 of 4), Address: 24151 NEWHALL AVE, Santa Clarita, CA

C: Survey Fire Station 172, Address: 810 Centinela Ave., Inglewood, CA 90302

C: Survey Fire Station 173, Address: 9001 S. Crenshaw, Inglewood, CA 90303

D: Pre-Survey and Survey Beaches and Harbors

10/31/2016 - B: Survey BIS: 08340, Tesoro Adobe Historic Park (R) (1 of 2), Address: 29350 Avenida Rancho Tesoro, Valencia, CA

C: Survey Fire Station 128, Address: 28450 Whites Cyn. Road, Santa Clarita, CA 91351

C: Survey Fire Station 156, Address: 24505 Copper Hill Drive, Valencia, CA 91354

D: Pre-Survey and Survey Marina Del Rey



County of Los Angeles CHIEF EXECUTIVE OFFICE

Kenneth Hahn Hall of Administration
500 West Temple Street, Room 713, Los Angeles, California 90012
(213) 974-1101
<http://ceo.lacounty.gov>

SACHI A. HAMAI
Chief Executive Officer

Board of Supervisors
HILDA L. SOLIS
First District

MARK RIDLEY-THOMAS
Second District

SHEILA KUEHL
Third District

JANICE HAHN
Fourth District

KATHRYN BARGER
Fifth District

February 1, 2017

To: Supervisor Mark Ridley-Thomas, Chairman
Supervisor Hilda L. Solis
Supervisor Sheila Kuehl
Supervisor Janice Hahn
Supervisor Kathryn Barger

From: Sachi A. Hamai
Chief Executive Officer

PHASE II BUILDING CONDITION ASSESSMENTS AND ASSET MANAGEMENT DATABASE (ITEM NO. 10, AGENDA OF AUGUST 12, 2014) - FOURTH QUARTER OF 2016

This is to update the status and progress of the Phase II Deferred Maintenance Building Condition Assessments and Asset Management Database (Phase II Project) for the fourth quarter of 2016. The statistics that are provided are through December 2016.

Field Assessments

The end of November 2016 marked substantial completion of the data collection portion of the Phase II Project. This includes the completion of field assessments of 2,436 buildings, which is more than double (211 percent) the number of buildings in the original agreement. The increase in the number of buildings is largely due to the on-site discovery of undocumented structures. A portion of the supplemental scope of work to the Phase II Project, which includes the data collection for beach parking lots and very recently acquired facilities, will continue in the first quarter of 2017.

Following November's substantial completion of the data collection phase of the Phase II Project, the field teams were demobilized. Very little field work occurred during December; although a few follow-up visits to select sites were required. The bulk of the activities during December were focused on processing the field data, delivering custom reports to select departments, and refinement of the Asset Management Database referred to as the Strategic Asset Management (SAM).

"To Enrich Lives Through Effective And Caring Service"

***Please Conserve Paper – This Document and Copies are Two-Sided
Intra-County Correspondence Sent Electronically Only***

A portion of the supplemental scope of work to the Phase II Project, which includes the data collection for beach parking lots and very recently acquired facilities, will continue in the first quarter of 2017.

Project Reports

Completion of the project reports is the last step of the data compilation cycle, which provides the foundation of data on which the capital/asset planning tools will function. Project reports are complete for approximately 85 percent of the assessed facilities. As each project for the remaining buildings is developed and cost estimates have been applied, the project reports will be visible in the database and available for download. The development of the projects with the associated cost estimates is expected to be completed by mid-March 2017.

SAM Development

Based on feedback from the County and consultant project teams, AECOM made improvements to the web application during Phase II of the Deferred Maintenance Program. Recent enhancements include the addition of download buttons to numerous webpages that allow users to download the data from the screens and filters viewed within the website. This significantly increases the number of reports available to users.

Project Issues and Resolutions

The data in the SAM is currently undergoing a quality control review. At the same time, a number of County staff is accessing the existing data in the SAM for various purposes. The project team expects to complete all data review and reports by March 2017.

The AECOM project team will work with the CEO to assist with the adoption of the system and on an efficient means of training County staff how to navigate and interpret the data.

Asset and Project Planning

Capital Planning tools continued to be in development throughout the fall of 2016. The tools will support the County's asset management goals by facilitating the strategic alignment of priority rehabilitation and maintenance projects with available funding over multiple years.

Each Supervisor
February 1, 2017
Page 3

Overall Project Completion

All work related to the original scope of the Phase II Project is expected to be completed during spring 2017, including access to a full set of reports of over 2,000 buildings. The focus of the project team will be on completion of capital planning tools and the assessment of parking lots.

In addition to the basic function of forecasting the expiration of major building systems and budgeting for their replacement, it is anticipated the database will be used for several other purposes. Additional potential uses include, but are not limited to, the analysis of department budget requests; master plans, real estate transactions, and risk assessments.

Through a separate solicitation process that occurred last year, AECOM was selected as the most qualified to assess the condition of County Sheriff and Health Department facilities. Following Public Works notice that AECOM was selected, CEO hosted a meeting with key County staff from Sheriff, Health, Public Works, and AECOM to discuss access, security procedures, and various other types of information for AECOM to consider when formulating its cost proposal. Negotiations on the agreement terms are expected to be concluded before the end of January, and the CEO anticipates recommending award of the agreement to the Board in March 2017. AECOM is poised to begin working on the Phase III Project immediately after execution of the agreement.

Attached are Monthly Progress Reports for October through December 2016.

If you have any questions, please contact Brad Bolger at (213) 974-1360.

SAH:DPH:BMB
CY:RB:zu


Attachments

c: Executive Office, Board of Supervisors
County Counsel
Fire
Internal Services



County of Los Angeles

Deferred Maintenance Program Services Monthly Progress Report - October 2016

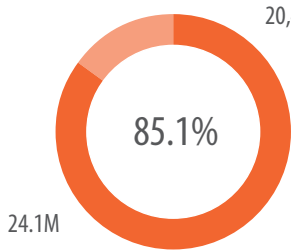


Report Contents

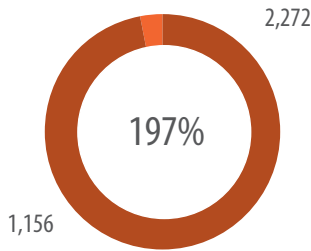
1. Overall Project Snapshot
2. Executive Summary - October 2016
3. Monthly Details - October 2016
4. Issues and Resolutions
5. Next Month's Schedule Outlook

Overall Project Snapshot

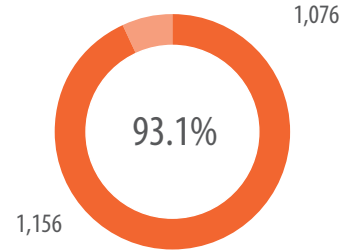
Contract Start Date:	17 October 2014	Contract Value:	\$13,500,115
Estimated Completion Date:	16 October 2017	Contract Square Footage:	24,074,131 SF
Contract End Date:	16 October 2017	Contract Number of Bldgs:	1,156



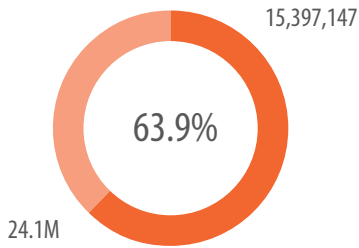
Total Square Footage Assessed



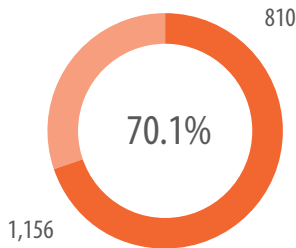
Count of Buildings Assessed



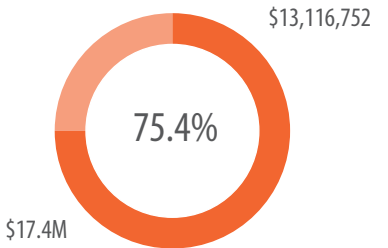
Count of Buildings Completed Project Builder



Square Footage Completed Project Costing



Count of Buildings Completed Project Costing

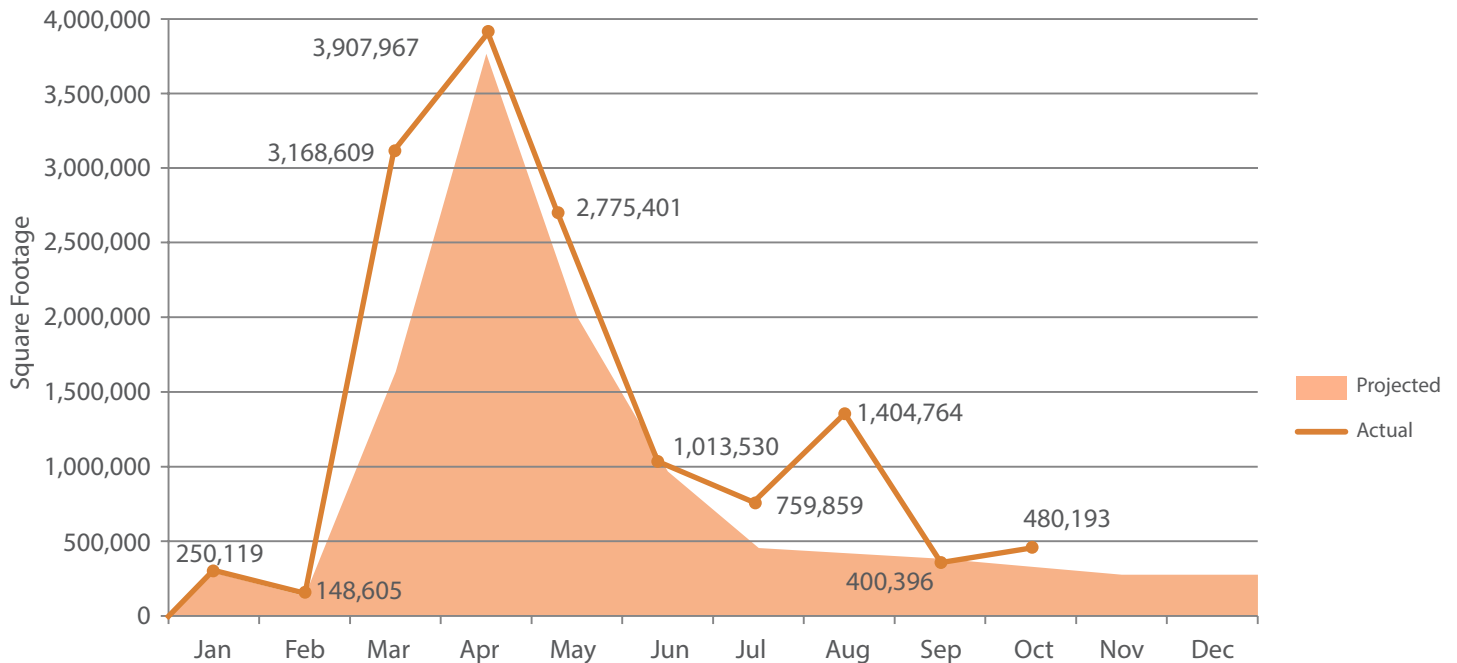


Invoiced Amount to Date

Current Status of All Project Phases (Number of Buildings)

1) Staging:	28	4) Preliminary Analysis:	843	7) Capital Planning:	810
2) Pre-Assessment:	20	5) Project Building:	384		
3) Assessment:	171	6) Project Costing:	266		

Assessment Progress Tracking - Completed New Assessments



Executive Summary - October 2016

During the month of October, field teams completed assessments for approximately 480,000 square feet in just over 250 buildings, which is slightly above the expected progress for this stage of the project. Beaches and Harbors' life-guard towers, along with Parks and Recreation's shade-structures, both exceptionally small building types, represent the most numerous building types assessed this month. Overall, the average building size was just less than 2,000 square feet. Looking beyond October, the square footage per month, in general, is declining as the project enters the last 10% of assessments. Aside from a number of new larger buildings recently added to the scope, the remaining building stock is relatively small and dispersed over large sites, and is consistent with characteristics typical of the Parks and Beaches departments. Looking ahead to November, the project expects to reach a major milestone as assessment work is scheduled to be substantially completed for all buildings within the original project scope. Users can find summarized information about the County's real estate portfolio directly on project website homepage.

Compared Monthly Statistics - October 2016

Square Feet Assessed

Last Month:	400,396
This Month:	480,193
Next Month (Projected):	310,000

Count of Buildings Assessed

Last Month:	234
This Month:	257
Next Month (Projected):	160

Dollars Invoiced

Last Month:	\$604,922
This Month:	\$270,683

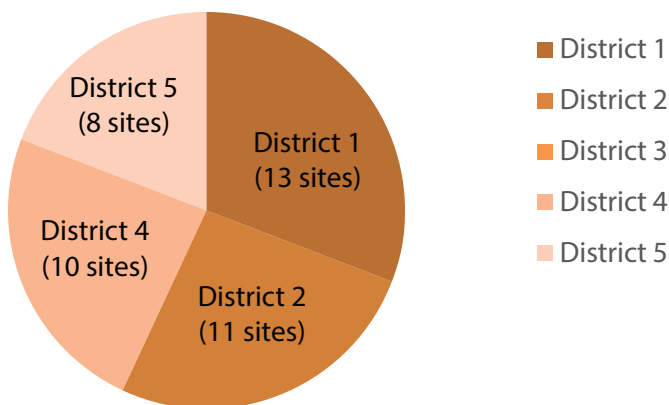
No. Departments Assessed

Last Month:	4
This Month:	4
Next Month (Projected):	4

Summary of Deferred Maintenance Costs to Date

The County has requested an ongoing total estimate for the cost of corrective actions as part of this monthly project report. Currently, only buildings within the Project Approval phase have associated costs, which total about \$340 million (this costs figure went down slightly from last month's estimate due to final costing refinement efforts). This figure is for approximately 810 buildings totaling 15 million gross square feet. Please note that these projects have not yet been formally approved by County project staff, and are for informational (non-budgetary) purposes only. Furthermore, cost estimates to replace building systems near the end of their service life are not included in the above figure. The service life expiration date and replacement costs that are recorded for each barcoded building system will be included as part of the total deferred maintenance cost in subsequent updates.

Quantity of Sites Assessed per District - Oct. 2016



Monthly Key Statistics - Oct. 2016

Total GSF:	480,193
Total Building Count:	257
Quantity of Departments:	3
Quantity of Deficiencies:	1,624
Quantity of Barcodes:	1,614
Dollars Invoiced:	\$270,683
Percent Completed:	75.4%

List of Assessed Sites - October 2016

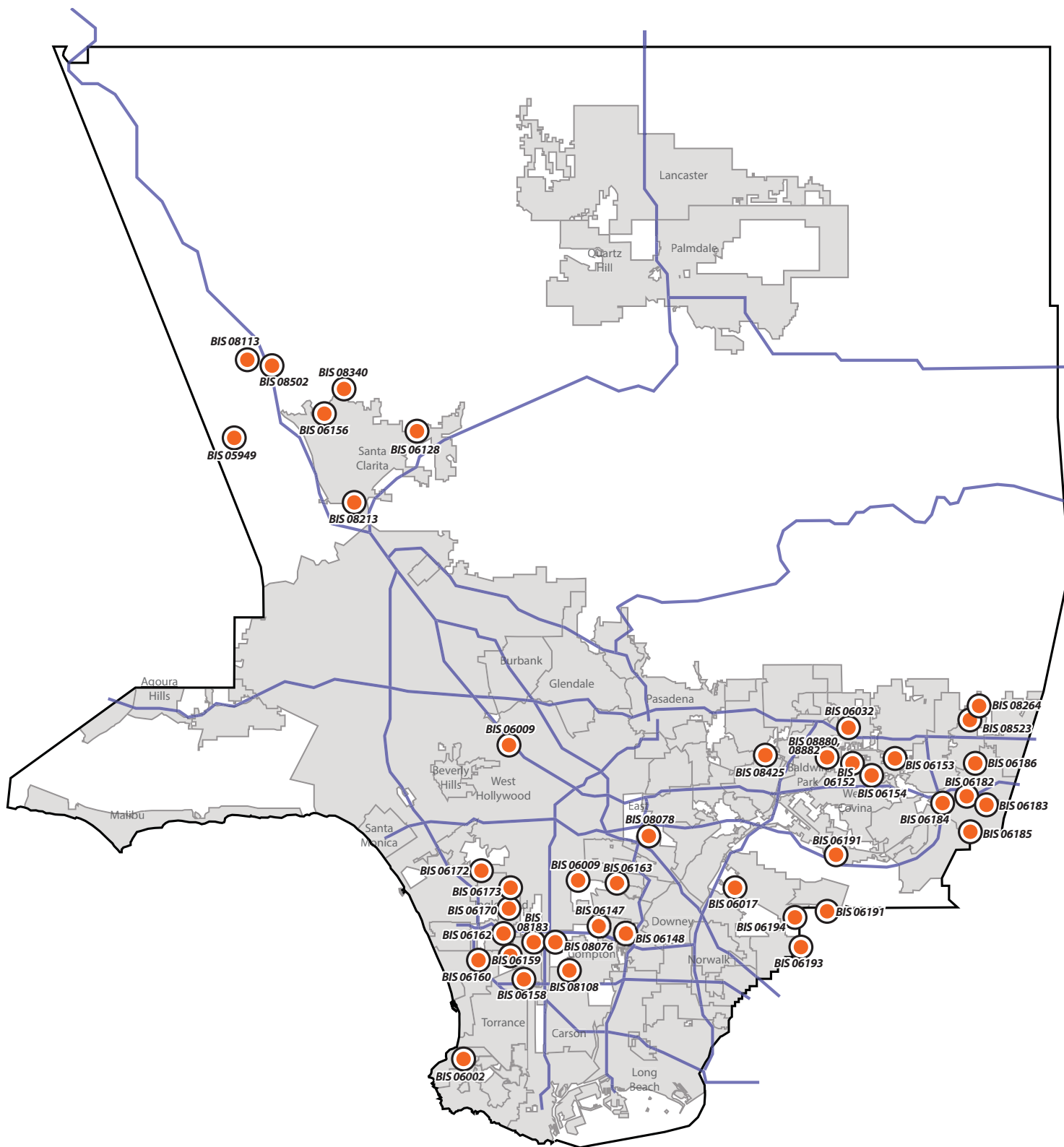
#	Date	Department	BIS	Site Name	LACO's	GSF	Deficiency Quantity	Barcode Quantity
1	10/03/16	Parks and Recreation	08264	Marshall Canyon Tree Farm	5282, 5282-1, 5282-2, 5282-3, 5282-4, 5282-5	7,404	90	27
2	10/03/16	Parks and Recreation	08076	South Services Agency	4403, 4404, 4405, 4406, T517, X441, 4405-1, T517-1, 4404-1, 4404-2, 4404-3, 4406-1	57,396	76	125
3	10/03/16	Beaches and Harbors	08263, 09852, 09853, 09854, 09861, 09863, 09866, 09867, 09884, 09887, 09898, 10882, 10883, 10892, 10914, 10946	Marina Del Rey	30 LACO's *	85387	707	313
4	10/04/16	Beaches and Harbors	06717*	Abalone Cove	6717	100	6	0
5	10/04/16	Beaches and Harbors	08810	Cabrillo Beach	Y137, Y138, Y139, Y140, Y141	285	3	0
6	10/04/16	Beaches and Harbors	08830	Royal Palms Beach	X951, X951-2, X951-3, X951-4	2,336	39	10
7	10/04/16	Beaches and Harbors	08737	Torrance Beach	12 LACO's *	8,186	88	25
8	10/04/16	Beaches and Harbors	08790	Santa Monica Beach	24 LACO's *	1,368	5	0
9	10/04/16	Beaches and Harbors	08707	Hermosa Beach	13 LACO's *	741	4	0
10	10/05/16	Parks and Recreation	08108	Campanella Park	4685, 4820, 5222, 4684	11,965	2	48
11	10/05/16	Parks and Recreation	08523	Marshall Canyon Equestrian Center	B705-1, B705-2, B705-3, B705-4, B705-5, B705-6, B705-7, B705-8, B705-9	26,841	20	0
12	10/06/16	Parks and Recreation	08425	Peck Road Water Conservation Park	P593, P593-1, P593-2, P593-3	1,788	6	11
13	10/06/16	Parks and Recreation	08078	Atlantic Avenue Park	0201, 0201-1, 0201-2, 0201-3	8,036	9	55
14	10/11/16	Fire Department	06193	Fire Station 193	A622	5,764	8	25
15	10/11/16	Fire Department	06194	Fire Station 194	F194	6,589	3	37

#	Date	Department	BIS	Site Name	LACO's	GSF	Deficiency Quantity	Barcode Quantity
16	10/12/16	Fire Department	06032	Fire Station 32	A032, A032-1, A032-2	18,080	12	47
17	10/12/16	Fire Department	06152	Fire Station 152	A152	5,143	5	28
18	10/13/16	Fire Department	06153	Fire Station 153	A419, A419-1	7,268	4	20
19	10/13/16	Fire Department	06154	Fire Station 154	A400, A400-1	9,182	9	33
20	10/17/16	Fire Department	06182	Fire Station 182	A223	5,616	11	26
21	10/17/16	Fire Department	06186	Fire Station 186	A227, A227-1	6,102	4	18
22	10/18/16	Parks and Recreation	08880, 08882	Santa Fe Dam Recreation Area	39 LACO's *	33,680	205	174
23	10/18/16	Fire Department	06183	Fire Station 183	A224	4,916	3	21
24	10/18/16	Fire Department	06184	Fire Station 184	A225, A225-1	7,027	10	20
25	10/18/16	Fire Department	06185	Fire Station 185	A226	5,349	5	23
26	10/19/16	Fire Department	06147	Fire Station 147	XXXX-12, XXXX-13, XXXX-14, XXXX-15	11,940	24	35
27	10/19/16	Fire Department	06148	Fire Station 148	A486	2849	5	17
28	10/20/16	Fire Department	06009	Fire Station 9	F509	6781	10	20
29	10/20/16	Fire Department	06163	Fire Station 163	X236, X236-1	6,100	11	28
30	10/20/16	Parks and Recreation	08113	Del Valle Park	Y154	130	8	5
31	10/20/16	Parks and Recreation	08502	Charles White Park	P076-1, P076-2, P076-3	2,157	11	8
32	10/24/16	Parks and Recreation	08213	Hart Park	45 LACO's *	38,146	127	112
33	10/24/16	Fire Department	06002	Fire Station 2	Z901	12,889	6	10
34	10/24/16	Fire Department	06160	Fire Station 160	A394, A394-1	2,851	6	16
35	10/25/16	Fire Department	06158	Fire Station 158	A483	15,752	32	67
36	10/25/16	Fire Department	06159	Fire Station 159	A484, A484-1	7,020	11	22
37	10/26/16	Fire Department	06162	Fire Station 162	A396, A396-1	3,056	12	15
38	10/26/16	Fire Department	06170	Fire Station 170	A487, A487-1	6,848	7	25
39	10/27/16	Fire Department	06172	Fire Station 172	A489	5,617	5	27
40	10/27/16	Fire Department	06173	Fire Station 173	A490	7,564	12	33
41	10/31/16	Fire Department	06128	Fire Station 128	A128, A128-1	12,031	1	43
42	10/31/16	Fire Department	06156	Fire Station 156	A156, A156-1	11,913	2	45
Totals					257	480,193	1,624	1,614

* Please refer to the County of Los Angeles Deferred Maintenance Program website for full list of LACO's.

** BIS number was not provided in records. Listed BIS number was assigned by AECOM.

Map of Sites Visited (Assessment and Pre-Assessment) - October 2016



Schedule Adjustments - October 2016

Schedule adjustments made during September affected the following sites:

Project Cancellations:

- None

Rescheduled Sites:

- Fire Station 166 (BIS 06166)
- Fire Station 167 (BIS 06167)
- Hollywood Bowl (BIS 04710)
- Highland Camrose (BIS 04705)

List of Key Project Events during October 2016

10/03/2016 - B: Survey BIS: 08264, Marshall Canyon Tree Farm (R), Address: 6550 N STEPHENS RANCH RD, La Verne, CA

C: Survey BIS: 08076, South Services Agency (S) (1 of 2), Address: 360 W EL SEGUNDO BLVD, Los Angeles, CA

D: Pre-Survey and Survey Marina Del Rey

G: Pre-Survey BIS: 04710, Hollywood Bowl (R) (1 of 4), Address: 2301 N HIGHLAND AVE, Hollywood, CA

10/04/2016 - B: Survey BIS: 08523, Marshall Canyon Equestrian Center (R) (1 of 2), Address: 7000 Esperanza Drive, La Verne, CA

C: Survey BIS: 08076, South Services Agency (S) (2 of 2), Address: 360 W EL SEGUNDO BLVD, Los Angeles, CA

D: Pre-Survey and Survey Beaches and Harbors (Fire Sites Only)

10/05/2016 - B: Survey BIS: 08523, Marshall Canyon Equestrian Center (R) (2 of 2), Address: 7000 Esperanza Drive, La Verne, CA

C: Survey BIS: 08108, Campanella Park (S), Address: 14812 Stanford Ave., Compton, CA

D: Pre-Survey and Survey Beaches and Harbors

10/06/2016 - B: Survey BIS: 08425, Peck Road Water Conservation Park (R), Address: 5401 N. Peck Road, Arcadia, CA

C: Survey BIS: 08078, Atlantic Avenue Park (E), Address: 570 S ATLANTIC AVE, East Los Angeles, CA

C: Survey BIS: 08183, Keller Park (Follow-Up), Address: 1045 W 126TH ST, Los Angeles, CA

D: Pre-Survey and Survey Beaches and Harbors

G: Pre-Survey BIS: 04710, Hollywood Bowl (R) (2 of 4), Address: 2301 N HIGHLAND AVE, Hollywood, CA

10/11/2016 - B: Survey BIS: 08880 and 08882, Santa Fe Dam Recreation Area (1 of 6), Address: 15501 E ARROW HIGHWAY, Irwindale, CA

C: Survey Fire Station 193, Address: 1000 Risner Way, La Habra, CA 90631

C: Survey Fire Station 194, Address: 1401 S. Beach Blvd., La Habra, CA 90631

D: Pre-Survey and Survey Beaches and Harbors (Fire Sites Only)

10/12/2016 - B: Survey BIS: 08880 and 08882, Santa Fe Dam Recreation Area (2 of 6), Address: 15501 E ARROW HIGHWAY, Irwindale, CA

C: Survey Fire Station 32, Address: 605 N. Angeleno Avenue, Azusa, CA 91702-2904

C: Survey Fire Station 152, Address: 807 W. Cypress Street, Covina, CA 91722-2641

D: Pre-Survey and Survey Beaches and Harbors

G: Pre-Survey BIS: 04710, Hollywood Bowl (R) (3 of 4), Address: 2301 N HIGHLAND AVE, Hollywood, CA

10/13/2016 - B: Survey BIS: 08880 and 08882, Santa Fe Dam Recreation Area (3 of 6), Address: 15501 E ARROW HIGHWAY, Irwindale, CA

C: Survey Fire Station 153, Address: 1577 E. Cypress Street, Covina, CA 91724-2120

C: Survey Fire Station, 154, Address: 401 N. Second Avenue, Covina, CA 91723-1644

D: Pre-Survey and Survey Beaches and Harbors

G: Pre-Survey BIS: 05955, San Dimas Forestry Unit, Address: 1910 N Sycamore Canyon Rd, San Dimas, CA 91773

List of Key Project Events during October 2016 (continued)

10/17/2016 - B: Survey BIS: 08880 and 08882, Santa Fe Dam Recreation Area (4 of 6), Address: 15501 E ARROW HIGHWAY, Irwindale, CA

C: Survey Fire Station 182, Address: 1059 N. White Ave., Pomona, CA 91768-3038

C: Survey Fire Station 186, Address: 280 E. Bonita Ave., Pomona, CA 91767-1924

D: Pre-Survey and Survey Marina Del Rey

10/18/2016 - B: Survey BIS: 08880 and 08882, Santa Fe Dam Recreation Area (5 of 6), Address: 15501 E ARROW HIGHWAY, Irwindale, CA

C: Survey Fire Station 183, Address: 708 N. San Antonio Ave, Pomona, CA 91767-4910

C: Survey Fire Station 184, Address: 1980 W. Orange Grove Ave., Pomona, CA 91768-2046

C: Survey Fire Station 185, Address: 925 E. Lexington Ave., Pomona, CA 91766-5204

D: Pre-Survey and Survey Beaches and Harbors (Fire Sites Only)

G: Pre-Survey Fire Station 17, Address: 12006 Hadley Street, Whittier, CA 90601-3910

G: Pre-Survey Fire Station 118, Address: 17056 Gale Avenue, City of Industry, CA 91745-1807

10/19/2016 - B: Survey BIS: 08880 and 08882, Santa Fe Dam Recreation Area (6 of 6), Address: 15501 E ARROW HIGHWAY, Irwindale, CA

C: Survey Fire Station 147, Address: 3161 E. Imperial Highway, Lynwood, CA 90262

C: Survey Fire Station 148, Address: 4264 Martin Luther King Jr. Blvd., Lynwood, CA 90262-3807

D: Pre-Survey and Survey Beaches and Harbors

G: Pre-Survey BIS: 05949, Del Valle Regional Training Center (Follow-Up), Address: 28101 Chiquito Canyon Road, Castaic, CA

10/20/2016 - B: Survey BIS: 08113, Del Valle Park, Address: 28201 West Sloan Canyon Road, Castaic, CA

B: Survey BIS: 08503, Charles White Park (E), Address: 31320 North Castaic Road, Castaic, CA

C: Survey Fire Station 9, Address: 7116 Makee Ave. Los Angeles CA 90001

C: Survey Fire Station 163, Address: 6320 Pine Ave., Bell, CA 90201-1221

D: Pre-Survey and Survey Beaches and Harbors

G: Pre-Survey Fire Station 191, Address: 850 W. La Habra Blvd., La Habra, CA 90631

10/24/2016 - B: Survey BIS: 08213, Hart Park (R) (1 of 4), Address: 24151 NEWHALL AVE, Santa Clarita, CA

C: Survey Fire Station 2, Address: 340 Palos Verdes Drive W., Palos Verdes Estates 90274-1299

C: Survey Fire Station 160, Address: 5323 West Rosecrans Avenue, Hawthorne, CA 90250-6622

D: Pre-Survey and Survey Marina Del Rey

10/25/2016 - B: Survey BIS: 08213, Hart Park (R) (2 of 4), Address: 24151 NEWHALL AVE, Santa Clarita, CA

C: Survey Fire Station 158, Address: 1650 W. 162nd Street, Gardena, CA 90247

C: Survey Fire Station 159, Address: 2030 W. 135th Street, Gardena, CA 90249

D: Pre-Survey and Survey Beaches and Harbors (Fire Sites Only)

10/26/2016 - B: Survey BIS: 08213, Hart Park (R) (3 of 4), Address: 24151 NEWHALL AVE, Santa Clarita, CA

C: Survey Fire Station 162, Address: 12151 Crenshaw Blvd., Hawthorne, CA 90250-3301

C: Survey Fire Station 170, Address: 10701 S. Crenshaw, Inglewood, CA 90304

D: Pre-Survey and Survey Beaches and Harbors

G: Pre-Survey BIS: 04710, Hollywood Bowl, Address: 2301 N HIGHLAND AVE, Hollywood, CA

10/27/2016 - B: Survey BIS: 08213, Hart Park (R) (4 of 4), Address: 24151 NEWHALL AVE, Santa Clarita, CA

C: Survey Fire Station 172, Address: 810 Centinela Ave., Inglewood, CA 90302

C: Survey Fire Station 173, Address: 9001 S. Crenshaw, Inglewood, CA 90303

D: Pre-Survey and Survey Beaches and Harbors

10/28/2016 - G: Pre-Survey BIS: 04710, Hollywood Bowl, Address: 2301 N HIGHLAND AVE, Hollywood, CA

10/31/2016 - B: Survey BIS: 08340, Tesoro Adobe Historic Park (R) (1 of 2), Address: 29350 Avenida Rancho Tesoro, Valencia, CA

C: Survey Fire Station 128, Address: 28450 Whites Cyn. Road, Santa Clarita, CA 91351

C: Survey Fire Station 156, Address: 24505 Copper Hill Drive, Valencia, CA 91354

D: Pre-Survey and Survey Marina Del Rey

G: Pre-Survey BIS: 10100, Agricultural Commissioner Warehouse, Address: 44720 Yucca Ave, Lancaster, CA 93534

Project Issues and Resolutions

Undocumented Buildings - The lack of high-level building information remains an ongoing issue that affects the project's timeliness and efficiency. Field teams often find buildings for which no County record exists. Official building numbers, known as LACO numbers, are crucial to joining newly observed data with existing County information, such as a building's size, history and known maintenance issues. In the past month, the field teams discovered 114 undocumented buildings, 44% of total. The extra time spent researching records and interviewing personnel is slow and tedious. In response, the County is attempting to refresh its list of existing buildings. Refreshing the County's real estate records is a secondary benefit of the Deferred Maintenance Program.

Floorplan Acquisition - Throughout the program the lack of existing floor plans was a recurring issue which, in conjunction with lack of LACO numbers, delayed assessment progress or cause certain visits to be rescheduled. One milestone to report is that the County has exhausted its search for plans for the remaining buildings. Therefore, from the County's perspective, this task is complete. However, the field teams will need to draw plans for certain remaining buildings.

Non-building Assets - The two remaining County Departments, Parks and Recreation and Beaches and Harbors, are unique in that the value of their assets and services are non-building elements within the landscape. These stand-alone landscape elements include large parking lots, bridges, seawalls, play fields, playground equipment, etc. These features have blurred the scope of what equipment the field teams should barcode. Throughout the project, the teams typically have barcoded equipment within and adjacent to buildings. However, for these departments the teams have extended their attention somewhat into certain landscape elements that are important to the department's function. Ongoing discussions are now taking place to coordinate efforts for revisits to assess some of these non-building elements. The first non-building asset to be assessed will be parking lots.

Project Expectations for November 2016

- Building surveys will be substantially completed by November 23.
- Pre-surveys will be completed for buildings that were recently acquired by the County and added to the scope.
- A 4-person team will survey all of the buildings on Catalina Island/Avalon.
- Teams will continue to perform follow-up visits at select fire stations.

Anticipated Schedule Adjustments for November 2016

November will be one of the final months with a considerable number of field surveys, and the number of schedule adjustments related to new surveys is expected to taper after the month. However, small teams will continue to perform follow-up visits, and schedule refinement will continue to take place as coordination with department contacts occurs.

In addition, the County has recently acquired several properties that will be added to the scope of work. They are tentatively scheduled for pre-assessment in November.

Anticipated Project Events during November 2016

11/01/2016 - B: Survey BIS: 08340, Tesoro Adobe Historic Park (R) (2 of 2), Address: 29350 Avenida Rancho Tesoro, Valencia, CA 91354

C: Survey BIS: 06168, Fire Station 168, Address: 3207 Cogswell Rd, El Monte, CA 91732

C: Survey BIS: 06192, Fire Station 192, Address: 520 S. Harbor Blvd, La Habra, CA 90631

11/02/2016 - B: Survey BIS: 08327, Placerita Canyon Park (R), Address: 19152 Placerita Canyon Road, Newhall, CA 91321

C: Survey BIS: 06150, Fire Station 150, Address: 19190 Golden Valley Rd, Santa Clarita, CA 91350

D: Pre-Survey and Survey Avalon/Santa Catalina Island (1 of 3)

11/03/2016 - B: Survey BIS: 08150, Dexter Park (N), Address: 11053 N TRAIL RD, San Fernando, CA

C: Survey BIS: 06007, Fire Station 7, Address: 864 N. San Vicente Blvd, West Hollywood, CA 90069-4007

D: Pre-Survey and Survey Avalon/Santa Catalina Island (2 of 3)

11/07/2016 - A: Follow-Up Survey BIS: 06041, Fire Station 41, Address: 1815 E. 120th Street, Los Angeles, CA 90059-3005

A: Follow-Up Survey BIS: 06038, Fire Station 38, Address: 3907 W. 54th Street, Los Angeles, CA 90043-2203

B: Survey BIS: 08187, Cerritos Park (S) (Follow-Up), Address: 19700 S BLOOMFIELD AVE, Cerritos, CA

C: Survey BIS: 06030, Fire Station 30, Address: 19030 Pioneer Blvd, Cerritos, CA 90703-6602

C: Survey BIS: 06039, Fire Station 39, Address: 7000 Garfield Avenue, Bell Gardens, CA 90201

G: Pre-Survey 7555 Van Nuys Blvd (1 of 2)

11/08/2016 - A: Follow-Up Survey BIS: 06057, Fire Station 57, Address: 5720 Gardendale Street, South Gate, CA 90280-7806

A: Follow-up Survey BIS: 06031, Fire Station 31, Address: 7521 E. Somerset Blvd, Paramount, CA 90723-4003

B: Survey Parque De Los Suenos, Address: 1333 S Bonnie Beach Pl, Los Angeles, CA 90032

C: Survey BIS: 06187, Fire Station 187, Address: 3325 Temple Ave, Pomona, CA 91766-3256

C: Survey BIS: 06188, Fire Station 188, Address: 18-A Village Loop Rd, Pomona, CA 91766-4811

D: Survey BIS: 04710, Hollywood Bowl (R) (1 of 7), Address: 2301 N HIGHLAND AVE, Hollywood, CA

G: Pre-Survey 7555 Van Nuys Blvd

11/09/2016 - A: Follow-Up Survey BIS: 06050, Fire Station 50, Address: 2327 S. Saybrook Avenue Commerce, CA 90040-1721

B: Pre-Survey and Survey BIS: 11290, Lincoln SPS Staging Area (R), Address: 600 W. Loma Alta Drive, Altadena, CA

B: Pre-Survey and Survey BIS: 08355, Los Pinetos Staging Area (R), Address: 14861 Olive View Drive, Sylmar, CA

C: Survey BIS: 06118, Fire Station 118, Address: 17056 Gale Avenue, City of Industry, CA 91745-1807

D: Survey BIS: 04710, Hollywood Bowl (R)(2 of 7), Address: 2301 N HIGHLAND AVE, Hollywood, CA

G: Pre-Survey Quartz Hill Public Library

11/10/2016 - C: Survey BIS: 06191, Fire Station 191, Address: 850 W. La Habra Blvd, La Habra, CA 90631

C: Survey BIS: 06017, Fire Station 17, Address: 12006 Hadley Street, Whittier, CA 90601-3910

D: Survey BIS: 04710, Hollywood Bowl (R) (3 of 7), Address: 2301 N HIGHLAND AVE, Hollywood, CA

G: Pre-Survey BIS: 10879, East Field Station Pest Detection, Address: 15501 E Arrow Hwy, Irwindale 91706

G: Pre-Survey BIS: 10886, South Gate RIFA Trailer, Address: 5525 E Imperial Hwy, South Gate 90280

11/14/2016 - A: Follow-Up Survey BIS: 06042, Fire Station 42, Address: 9319 E. Valley Blvd, Rosemead, CA 91770-1923

A: Follow-Up Survey BIS: 06048, Fire Station 48, Address: 15546 E. Arrow Hwy, Irwindale, CA 91706-2001

B: Survey BIS: 06166, Fire Station 166, Address: 3615 Santa Anita Ave, El Monte, CA 91731

B: Survey BIS: 06167, Fire Station 167, Address: 11567 Bryant Road, El Monte, CA 91732

C: Survey BIS: 06181, Fire Station 181, Address: 590 S. Park Ave, Pomona, CA 91766-3038

D: Survey BIS: 04710, Hollywood Bowl (R) (4 of 7), Address: 2301 N HIGHLAND AVE, Hollywood, CA

11/15/2016 - A: Follow-Up Survey BIS: 06062, Fire Station 62, Address: 3701 N. Mills Avenue, Claremont, CA 91711-1423

B: Survey BIS: 05949, Del Valle Regional Training Center (1 of 3), Address: 28101 CHIQUITO CANYON RD, CASTAIC, CA 91384

Anticipated Project Events during November 2016 (continued)

C: Survey BIS: 06161, Fire Station 161, Address: 4475 West El Segundo Blvd, Hawthorne, CA 90250-4411

C: Survey BIS: 06171, Fire Station 171, Address: 141 W. Regent St, Inglewood, CA 90301

D: Survey BIS: 04710, Hollywood Bowl (R)(5 of 7), Address: 2301 N HIGHLAND AVE, Hollywood, CA

11/16/2016 - A: Follow-Up Survey BIS: 06082, Fire Station 82, Address: 352 Foothill Blvd, La Canada Flintridge, CA 91011-3501

B: Survey BIS: 05949, Del Valle Regional Training Center (2 of 3), Address: 28101 CHIQUITO CANYON RD , CASTAIC, CA 91384

C: Survey BIS: 05949, Del Valle Regional Training Center (2 of 3), Address: 28101 CHIQUITO CANYON RD, CASTAIC, CA 91384

D: Survey BIS: 04710, Hollywood Bowl (R) (6 of 7), Address: 2301 N HIGHLAND AVE, Hollywood, CA

11/17/2016 - B: Survey BIS: 05949, Del Valle Regional Training Center (3 of 3), Address: 28101 CHIQUITO CANYON RD, CASTAIC, CA 91384

C: Survey BIS: 05949, Del Valle Regional Training Center (3 of 3), Address: 28101 CHIQUITO CANYON RD, CASTAIC, CA 91384

D: Survey BIS: 04710, Hollywood Bowl (R) (7 of 7), Address: 2301 N HIGHLAND AVE, Hollywood, CA

11/21/2016 - C: Survey BIS: 10886, South Gate Rifa Trailer, Address: 5525 E Imperial Hwy, South Gate 90280

C: Survey BIS: 10879, East Field Station Pest Detection, Address: 15501 E Arrow Hwy, Irwindale 91706

D: Survey BIS: 04705, Highland Camrose (R) (1 of 2), Address: 2101 N HIGHLAND AVE, Hollywood, CA

11/22/2016 - C: Survey BIS: 10100, Agricultural Commissioner Warehouse, Address: 44720 Yucca Ave, Lancaster, CA 93534

D: Survey BIS: 04705, Highland Camrose (R) (2 of 2), Address: 2101 N HIGHLAND AVE, Hollywood, CA

11/23/2016 - C: Survey BIS: 05955, San Dimas Forestry Unit, Address: 1910 N Sycamore Canyon Rd, San Dimas, CA 91773

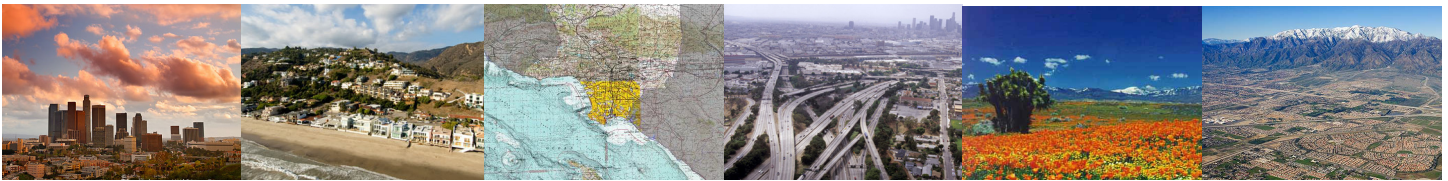
D: Pre-Survey and Survey Avalon/Santa Catalina Island (3 of 3)



County of Los Angeles

Deferred Maintenance Program Services

Monthly Progress Report - November 2016

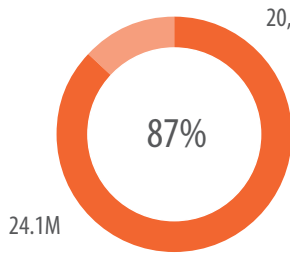


Report Contents

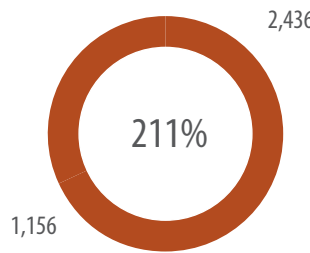
1. Overall Project Snapshot
2. Executive Summary - November 2016
3. Monthly Details - November 2016
4. Issues and Resolutions
5. Next Month's Schedule Outlook

Overall Project Snapshot

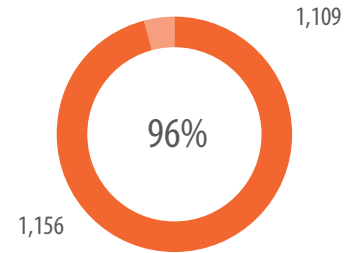
Contract Start Date:	17 October 2014	Contract Value:	\$13,500,115
Estimated Completion Date:	16 October 2017	Contract Square Footage:	24,074,131 SF
Contract End Date:	16 October 2017	Contract Number of Bldgs:	1,156



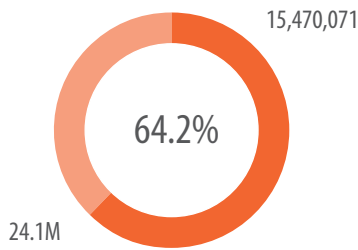
Total Square Footage Assessed



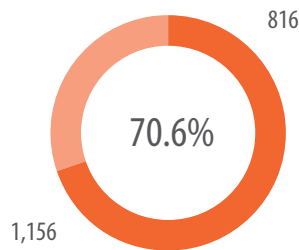
Count of Buildings Assessed



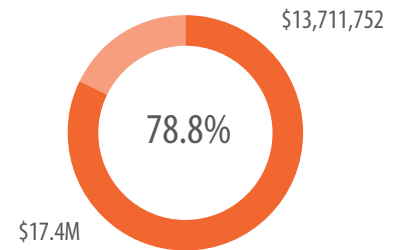
Count of Buildings Completed Project Builder



Square Footage Completed Project Costing



Count of Buildings Completed Project Costing

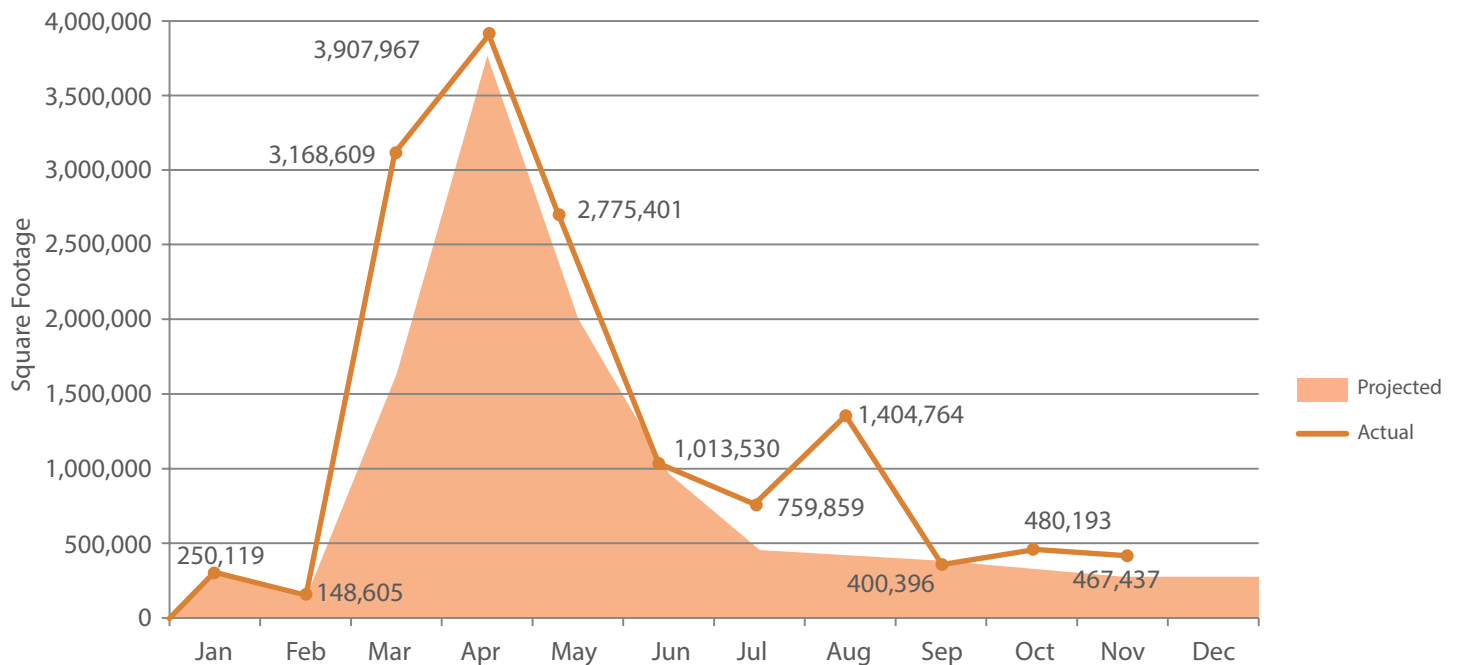


Invoiced Amount to Date

Current Status of All Project Phases (Number of Buildings)

1) Staging:	26	4) Preliminary Analysis:	830	7) Capital Planning:	816
2) Pre-Assessment:	4	5) Project Building:	497		
3) Assessment:	20	6) Project Costing:	293		

Assessment Progress Tracking - Completed New Assessments



Executive Summary - November 2016

During this month, field teams completed the final month of full surveys on buildings within the original project scope. The month of December is anticipated to have very few surveys. In November, field teams completed assessments for approximately 470,000 square feet in just over 160 buildings. This month, primarily fire station sites were surveyed. A few very large Parks and Recreation sites were completed this month, including Hollywood Bowl and the Del Valle Regional Training Center. Similar to other Parks and Recreation sites, these sites had many small buildings including shade structures and restroom buildings.

In the next phase of the project, this report will likely be reformatted to focus on other aspects of project progress and report visibility.

Compared Monthly Statistics - November 2016

Square Feet Assessed

Last Month:	480,193
This Month:	467,437
Next Month (Projected):	8,000

Count of Buildings Assessed

Last Month:	257
This Month:	164
Next Month (Projected):	3

Dollars Invoiced

Last Month:	\$270,683
This Month:	\$595,000

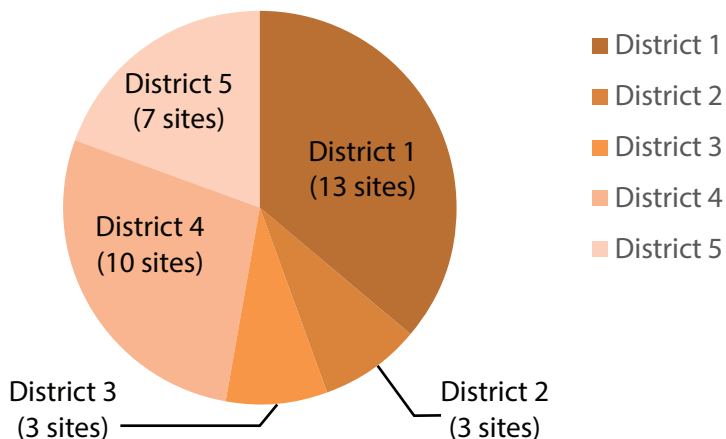
No. Departments Assessed

Last Month:	4
This Month:	4
Next Month (Projected):	1

Summary of Deferred Maintenance Costs to Date

The County has requested an ongoing total estimate for the cost of corrective actions as part of this monthly project report. Currently, only buildings within the Project Approval phase have associated costs, which total about \$328 million (this costs figure went down due to intensive costing QA efforts currently underway). This figure is for approximately 816 buildings totaling 15 million gross square feet. Please note that these projects have not yet been formally approved by County project staff, and are for informational (non-budgetary) purposes only. Furthermore, cost estimates to replace building systems near the end of their service life are not included in the above figure. The service life expiration date and replacement costs that are recorded for each barcoded building system will be included as part of the total deferred maintenance cost in subsequent updates.

Quantity of Sites Assessed per District - Nov. 2016



Monthly Key Statistics - Nov. 2016

Total GSF:	467,437
Total Building Count:	164
Quantity of Departments:	4
Quantity of Deficiencies:	1,256
Quantity of Barcodes:	1,733
Dollars Invoiced:	\$595,000
Percent Completed:	78.8%

List of Assessed Sites - November 2016

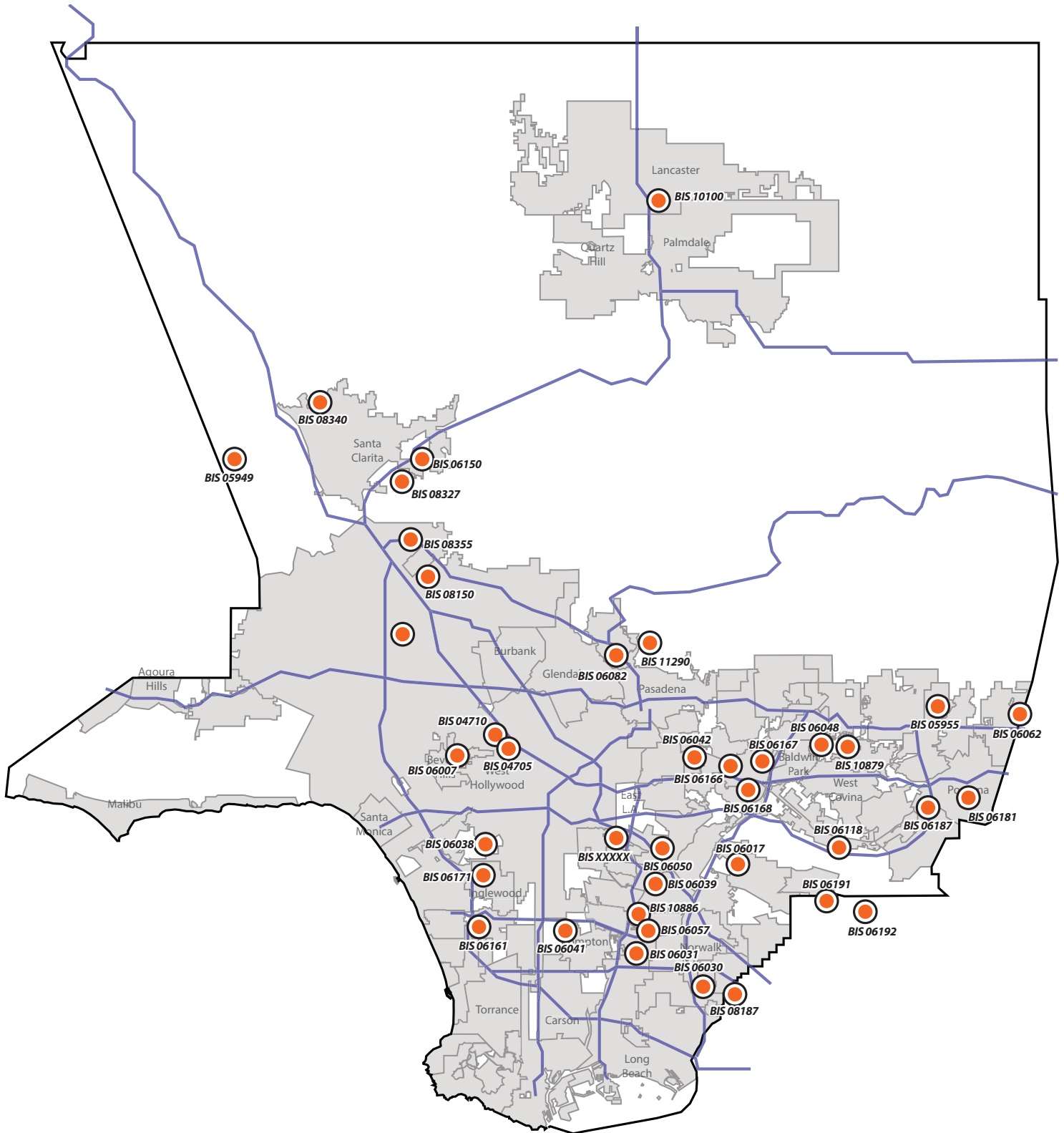
#	Date	Department	BIS	Site Name	LACO's	GSF	Deficiency Quantity	Barcode Quantity
1	11/02/16	Parks and Recreation	08327	Placerita Canyon Nature Center	5726, X210, 5145	11,200	16	36
2	11/01/16	Parks and Recreation	08340	Tesoro Adobe Historic Park	P806, P806-1, P806-2, P806-3, P806-4, P806-5, P806-6,	8,825	33	24
3	11/09/16	Parks and Recreation	08355	Los Pinetos Staging Area	P007-1	300	3	0
4	11/30/16	Agricultural Commission	10100	Agricultural Commissioner Warehouse	3722	1,900	4	10
5	11/21/16	Agricultural Commission	10886	South Gate RIFA Trailer	T405	500	4	5
6	11/09/16	Parks and Recreation	11290	Lincoln SPS Staging Area	F533	150	3	3
7	11/01/16	Fire Department	06168	Fire Station 168	A399, A399-1	5,358	15	17
8	11/01/16	Fire Department	06192	Fire Station 192	A621	6,000	12	25
9	11/03/16	Fire Department	06150	Fire Station 150	A150, A150-1	23,552	4	55
10	11/21/16	Public Library	06736	Avalon Library	A100	4,954	4	6
11	11/03/16	Fire Department	08611	Fire - Lifeguard Station	A103	70	9	2
12	11/03/16	Fire Department	08605	Baywatch A	B013, B013-1, B013-2	2,506	30	11
13	11/03/16	Fire Department	08615	Baywatch B	B015, B015-1	1,750	28	7
14	11/03/16	Fire Department	08616	Baywatch C	B016, B016-1	1,961	29	6
15	11/03/16	Fire Department	08617	Fire Lifeguard and Paramedic Headquarters	X328	12,166	19	37
16	11/03/16	Fire Department	06155	Fire Station 155	B540	332	5	1
17	11/21/16	Fire Department	06055	Fire Station 55	A105, A105-1, A105-2	5,321	32	19
18	11/03/16	Parks and Recreation	08150	Dexter Park	3057, X773, 4153	7,027	15	25
19	11/03/16	Fire Department	06007	Fire Station 7	A451	28,675	13	51
20	11/07/16	Fire Department	06030	Fire Station 30	3521	10,955	11	29
21	11/07/16	Parks and Recreation	08187	Cerritos Park	13 LACO's*	18,415	168	124
22	11/07/16	Fire Department	06039	Fire Station 39	A401	6,490	10	23

#	Date	Department	BIS	Site Name	LACO's	GSF	Deficiency Quantity	Barcode Quantity
23	11/08/16	Parks and Recreation	PDLS**	Parque De Los Suenos	P197, P197-1	815	7	7
24	11/08/16	Fire Department	06187	Fire Station 187	10 LACO's*	17,595	20	55
25	11/08/16	Fire Department	06188	Fire Station 188	A229	4,135	11	14
26	11/17/16	Parks and Recreation	04710	Hollywood Bowl	43 LACO's*	149,825	456	606
27	11/09/16	Fire Department	06118	Fire Station 118	A420, A420-1, A420-2	15,730	20	56
28	11/10/16	Fire Department	06191	Fire Station 191	A619, A619-1	9,210	15	46
29	11/10/16	Fire Department	06017	Fire Station 17	X531, X531-1	3,100	8	17
30	11/14/16	Fire Department	06166	Fire Station 166	A397, A397-1	12,270	34	46
31	11/14/16	Fire Department	06167	Fire Station 167	A398	3,515	8	18
32	11/14/16	Fire Department	06181	Fire Station 181	A222	8,381	29	37
33	11/17/16	Fire Department	05949	Del Valle Regional Training Center	34 LACO's*	39,725	46	180
34	11/15/16	Fire Department	06161	Fire Station 161	A395, A395-1	19,730	26	43
35	11/15/16	Fire Department	06171	Fire Station 171	A488	11,977	21	33
36	11/23/16	Parks and Recreation	04705	Highland Camrose	X456, X458, X459, X460, X461, X464, X457, X012	13,022	88	59
Totals					164	467,437	1,256	1,733

* Please refer to the County of Los Angeles Deferred Maintenance Program website for full list of LACO's.

** BIS number was not provided in records. Listed BIS number was assigned by AECOM.

Map of Sites Visited (Assessment and Pre-Assessment) - November 2016



Schedule Adjustments - November 2016

Schedule adjustments made during November affected the following sites:

Project Cancellations:

- None

Rescheduled Sites:

- San Dimas Forestry Unit (BIS 05955)
- Agricultural Commissioner Warehouse (BIS 10100)

List of Key Project Events during November 2016

11/01/2016 - B: Survey BIS: 08340, Tesoro Adobe Historic Park (R) (2 of 2), Address: 29350 Avenida Rancho Tesoro, Valencia, CA 91354

C: Survey BIS: 06168, Fire Station 168, Address: 3207 Cogswell Rd, El Monte, CA 91732

C: Survey BIS: 06192, Fire Station 192, Address: 520 S. Harbor Blvd, La Habra, CA 90631

11/02/2016 - B: Survey BIS: 08327, Placerita Canyon Park (R), Address: 19152 Placerita Canyon Road, Newhall, CA 91321

C: Survey BIS: 06150, Fire Station 150, Address: 19190 Golden Valley Rd, Santa Clarita, CA 91350

D: Pre-Survey and Survey Avalon/Santa Catalina Island (1 of 3)

11/03/2016 - B: Survey BIS: 08150, Dexter Park (N), Address: 11053 N TRAIL RD, San Fernando, CA

C: Survey BIS: 06007, Fire Station 7, Address: 864 N. San Vicente Blvd, West Hollywood, CA 90069-4007

D: Pre-Survey and Survey Avalon/Santa Catalina Island (2 of 3)

11/07/2016 - A: Follow-Up Survey BIS: 06041, Fire Station 41, Address: 1815 E. 120th Street, Los Angeles, CA 90059-3005

A: Follow-Up Survey BIS: 06038, Fire Station 38, Address: 3907 W. 54th Street, Los Angeles, CA 90043-2203

B: Survey BIS: 08187, Cerritos Park (S) (Follow-Up), Address: 19700 S BLOOMFIELD AVE, Cerritos, CA

C: Survey BIS: 06030, Fire Station 30, Address: 19030 Pioneer Blvd, Cerritos, CA 90703-6602

C: Survey BIS: 06039, Fire Station 39, Address: 7000 Garfield Avenue, Bell Gardens, CA 90201

G: Pre-Survey 7555 Van Nuys Blvd (1 of 2)

11/08/2016 - A: Follow-Up Survey BIS: 06057, Fire Station 57, Address: 5720 Gardendale Street, South Gate, CA 90280-7806

A: Follow-up Survey BIS: 06031, Fire Station 31, Address: 7521 E. Somerset Blvd, Paramount, CA 90723-4003

B: Survey BIS: PDL5, Parque De Los Suenos, Address: 1333 S Bonnie Beach Pl, Los Angeles, CA 90032

C: Survey BIS: 06187, Fire Station 187, Address: 3325 Temple Ave, Pomona, CA 91766-3256

C: Survey BIS: 06188, Fire Station 188, Address: 18-A Village Loop Rd, Pomona, CA 91766-4811

D: Survey BIS: 04710, Hollywood Bowl (R) (1 of 7), Address: 2301 N HIGHLAND AVE, Hollywood, CA

G: Pre-Survey 7555 Van Nuys Blvd

11/09/2016 - A: Follow-Up Survey BIS: 06050, Fire Station 50, Address: 2327 S. Saybrook Avenue Commerce, CA 90040-1721

B: Pre-Survey and Survey BIS: 11290, Lincoln SPS Staging Area (R), Address: 600 W. Loma Alta Drive, Altadena, CA

B: Pre-Survey and Survey BIS: 08355, Los Pinetos Staging Area (R), Address: 14861 Olive View Drive, Sylmar, CA

C: Survey BIS: 06118, Fire Station 118, Address: 17056 Gale Avenue, City of Industry, CA 91745-1807

D: Survey BIS: 04710, Hollywood Bowl (R)(2 of 7), Address: 2301 N HIGHLAND AVE, Hollywood, CA

G: Pre-Survey Quartz Hill Public Library

11/10/2016 - C: Survey BIS: 06191, Fire Station 191, Address: 850 W. La Habra Blvd, La Habra, CA 90631

C: Survey BIS: 06017, Fire Station 17, Address: 12006 Hadley Street, Whittier, CA 90601-3910

List of Key Project Events during November 2016 (continued)

- D: Survey BIS: 04710, Hollywood Bowl (R) (3 of 7), Address: 2301 N HIGHLAND AVE, Hollywood, CA
- G: Pre-Survey BIS: 10879, East Field Station Pest Detection, Address: 15501 E Arrow Hwy, Irwindale 91706
- G: Pre-Survey BIS: 10886, South Gate RIFA Trailer, Address: 5525 E Imperial Hwy, South Gate 90280
- 11/14/2016 - A: Follow-Up Survey BIS: 06042, Fire Station 42, Address: 9319 E. Valley Blvd, Rosemead, CA 91770-1923
- A: Follow-Up Survey BIS: 06048, Fire Station 48, Address: 15546 E. Arrow Hwy, Irwindale, CA 91706-2001
- B: Survey BIS: 06166, Fire Station 166, Address: 3615 Santa Anita Ave, El Monte, CA 91731
- B: Survey BIS: 06167, Fire Station 167, Address: 11567 Bryant Road, El Monte, CA 91732
- C: Survey BIS: 06181, Fire Station 181, Address: 590 S. Park Ave, Pomona, CA 91766-3038
- D: Survey BIS: 04710, Hollywood Bowl (R) (4 of 7), Address: 2301 N HIGHLAND AVE, Hollywood, CA
- 11/15/2016 - A: Follow-Up Survey BIS: 06062, Fire Station 62, Address: 3701 N. Mills Avenue, Claremont, CA 91711-1423
- B: Survey BIS: 05949, Del Valle Regional Training Center (1 of 3), Address: 28101 CHIQUITO CANYON RD, CASTAIC, CA 91384
- C: Survey BIS: 06161, Fire Station 161, Address: 4475 West El Segundo Blvd, Hawthorne, CA 90250-4411
- C: Survey BIS: 06171, Fire Station 171, Address: 141 W. Regent St, Inglewood, CA 90301
- D: Survey BIS: 04710, Hollywood Bowl (R)(5 of 7), Address: 2301 N HIGHLAND AVE, Hollywood, CA
- 11/16/2016 - A: Follow-Up Survey BIS: 06082, Fire Station 82, Address: 352 Foothill Blvd, La Canada Flintridge, CA 91011-3501
- B: Survey BIS: 05949, Del Valle Regional Training Center (2 of 3), Address: 28101 CHIQUITO CANYON RD , CASTAIC, CA 91384
- C: Survey BIS: 05949, Del Valle Regional Training Center (2 of 3), Address: 28101 CHIQUITO CANYON RD, CASTAIC, CA 91384
- D: Survey BIS: 04710, Hollywood Bowl (R) (6 of 7), Address: 2301 N HIGHLAND AVE, Hollywood, CA
- 11/17/2016 - B: Survey BIS: 05949, Del Valle Regional Training Center (3 of 3), Address: 28101 CHIQUITO CANYON RD, CASTAIC, CA 91384
- C: Survey BIS: 05949, Del Valle Regional Training Center (3 of 3), Address: 28101 CHIQUITO CANYON RD, CASTAIC, CA 91384
- D: Survey BIS: 04710, Hollywood Bowl (R) (7 of 7), Address: 2301 N HIGHLAND AVE, Hollywood, CA
- 11/21/2016 - C: Survey BIS: 10886, South Gate Rifa Trailer, Address: 5525 E Imperial Hwy, South Gate 90280
- C: Survey BIS: 10879, East Field Station Pest Detection, Address: 15501 E Arrow Hwy, Irwindale 91706
- D: Survey BIS: 04705, Highland Camrose (R) (1 of 2), Address: 2101 N HIGHLAND AVE, Hollywood, CA
- 11/22/2016 - C: Survey BIS: 10100, Agricultural Commissioner Warehouse, Address: 44720 Yucca Ave, Lancaster, CA 93534
- D: Survey BIS: 04705, Highland Camrose (R) (2 of 2), Address: 2101 N HIGHLAND AVE, Hollywood, CA
- 11/23/2016 - D: Pre-Survey and Survey Avalon/Santa Catalina Island (3 of 3)
- 11/30/2016 - C: Survey BIS: 10100, Agricultural Commissioner Warehouse, Address: 44720 Yucca Ave, Lancaster, CA 93534

Project Issues and Resolutions

Undocumented Buildings - The lack of high-level building information remains an ongoing issue that affects the project's timeliness and efficiency. Field teams often find buildings for which no County record exists. Official building numbers, known as LACO numbers, are crucial to joining newly observed data with existing County information, such as a building's size, history and known maintenance issues. In the past month, the field teams discovered 115 undocumented buildings, 70% of total. The extra time spent researching records and interviewing personnel is slow and tedious. In response, the County is attempting to refresh its list of existing buildings. Refreshing the County's real estate records is a secondary benefit of the Deferred Maintenance Program.

Floorplan Acquisition - Throughout the program the lack of existing floor plans was a recurring issue which, in conjunction with lack of LACO numbers, delayed assessment progress or cause certain visits to be rescheduled. One milestone to report is that the County has exhausted its search for plans for the remaining buildings. Therefore, from the County's perspective, this task is complete. However, the field teams will need to draw plans for certain remaining buildings.

Non-building Assets - The two remaining County Departments, Parks and Recreation and Beaches and Harbors, are unique in that the value of their assets and services are non-building elements within the landscape. These stand-alone landscape elements include large parking lots, bridges, seawalls, play fields, playground equipment, etc. These features have blurred the scope of what equipment the field teams should barcode. Throughout the project, the teams typically have barcoded equipment within and adjacent to buildings. However, for these departments the teams have extended their attention somewhat into certain landscape elements that are important to the department's function. Ongoing discussions are now taking place to coordinate efforts for revisits to assess some of these non-building elements. The first non-building asset to be assessed will be parking lots.

Project Expectations for December 2016

- Teams will continue to perform follow-up surveys at select fire stations.
- Very few surveys will take place as the assessment portion of this phase draws to an end.
- Research and preparation will begin to take place for the next phase of the project, which will entail surveying facilities for the Health Services Department and the Sheriff's Department.

Anticipated Schedule Adjustments for December 2016

As most of the originally scoped buildings for this phase have already been surveyed, there will be very little surveying taking place in December. The few surveys that may take place will be for buildings that were added to scope recently after being acquired by the County. As a result, little to no schedule adjustment is anticipated for the month of December.

Anticipated Project Events during December 2016

12/06/2016 - A: Follow-Up Survey BIS: 06062, Fire Station 62, Address: 3701 N. Mills Avenue Claremont, CA 91711

12/07/2016 - A: Follow-Up Survey BIS: 06082, Fire Station 82, Address: 352 Foothill Blvd. La Canada Flintridge, CA 91011


12/12/2016 - C: Survey BIS: 05955, San Dimas Forestry Unit, Address: 1910 N Sycamore Canyon Rd, San Dimas, CA 91773



County of Los Angeles

Deferred Maintenance Program Services

Monthly Progress Report - December 2016



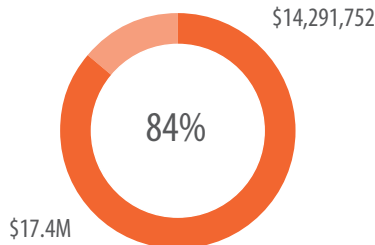
Report Contents

1. Overall Project Snapshot
2. Executive Summary - December 2016
3. Status of DMTS Development
4. Issues and Resolutions
5. Project Outlook

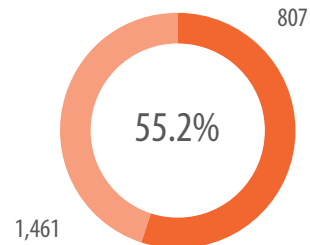
Overall Project Snapshot

Contract Start Date: 17 October 2014
 Contract End Date: 16 October 2018
 Maximum Contract Value: \$17,004,824
 Dollars Invoiced to Date: \$14,291,752

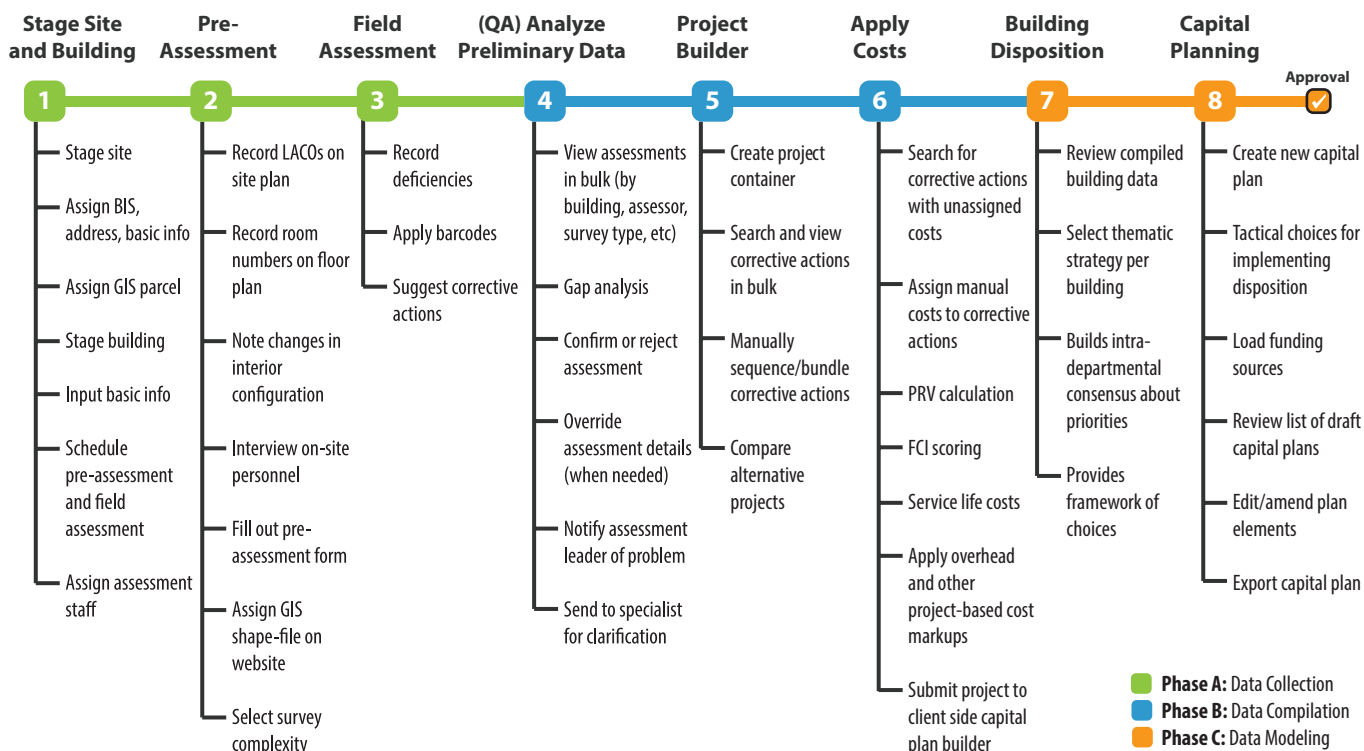
Invoiced Amount to Date



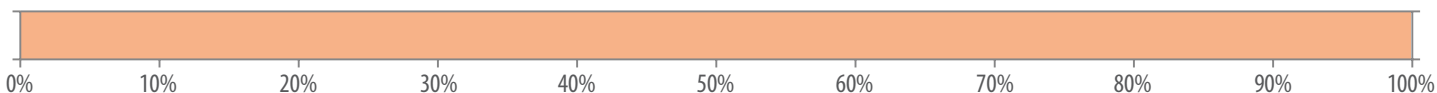
Time Elapsed (days)



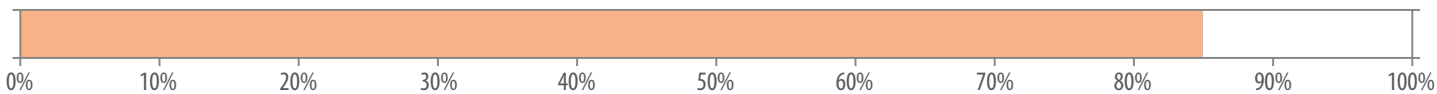
Deferred Maintenance Tracking System (DMTS) Workflow



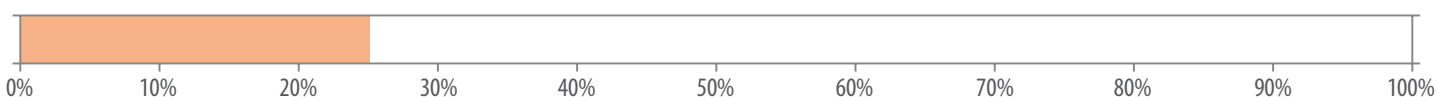
Phase A: Data Collection - 100%



Phase B: Data Compilation - 85%



Phase C: Data Modeling - 25%



Current Status of All Project Phases (Number of Buildings)

1) Staging:	18	4) Preliminary Analysis:	3	7) Capital Planning:	816
2) Pre-Assessment:	0	5) Project Building:	923		
3) Final Assessment:	8	6) Project Costing:	735		

Forward about this Report

November 2016 marked substantial completion of the field work portion of Phase II of the Deferred Maintenance Program. Thus the structure of this report has changed its focus from field work to the other activities encompassing the Phase II of the Deferred Maintenance Program.

Executive Summary - December 2016

Following November's substantial completion, the field teams have been demobilized. Only minor field work occurred during December, mainly related to residual follow-up visits at select sites. Otherwise, the bulk of the activities were focused on processing the field data, delivering custom reports to select departments and refinement of the Deferred Maintenance Tracking System (DTMS) software.

Summary of Deferred Maintenance Costs to Date

The County has requested an ongoing total estimate for the cost of corrective actions as part of this monthly project report. Currently, only buildings within the Project Approval phase have associated costs, which total about \$340 million. This figure is for approximately 816 buildings totaling 15 million gross square feet. Please note that these projects have not yet been formally approved by County project staff, and are for informational (non-budgetary) purposes only. Furthermore, cost estimates to replace building systems near the end of their service life are not included in the above figure. The service life expiration date and replacement costs that are recorded for each barcoded building system will be included as part of the total deferred maintenance cost in subsequent updates.

Status of Field Work

The field work for assessing buildings is substantially complete, and the assessment teams have de-mobilized. The project work is gearing up for pilot assessments for parking lots at Beaches and Harbors, which is expected to commence during spring 2017. Additional County buildings that are identified for assessment will likely be assessed during Phase III of the Deferred Maintenance Program in 2017. However, formal agreement for that contract is pending.

Status of Project Builder Progress

Project Builder is currently the DMTS' most sought after set of data because of its precise repair recommendations and cost estimates. Currently, this step in the workflow is over 85% complete. Formulation of the projects is expected to be completed by mid-February, while the associated cost estimates are expected to be input around mid-March.

Status of DMTS Report Releasing

Reports for each building are released on a rolling schedule, as the buildings complete each of the steps in the DMTS workflow (see graphic). Departments can expect that, once a building reaches the Capital Planning step, all of the reports associated with that individual building will be visible and available for download.

The following table identifies the reports that are made available when completing each workflow step.

General Schedule of Release of Building Reports

Workflow Step	Building Report Made Available
Step 1: Stage Site and Building	<ul style="list-style-type: none"> • Site and building name • Site address
Step 2: Pre-assessment	<ul style="list-style-type: none"> • Pre-assessment report • PRV report • Building System Service Life report • FCI Deterioration report
Step 3: Final Assessment	<ul style="list-style-type: none"> • Floor Plan report
Step 4: Analyze Preliminary Data	<ul style="list-style-type: none"> • Deficiency report • Barcoded Equipment report
Step 5: Project Builder	<ul style="list-style-type: none"> • Project Priority data
Step 6: Project Costing	<ul style="list-style-type: none"> • Project Builder report • Cost estimates for corrective projects
Step 7: Building Disposition (<i>forthcoming</i>)	<ul style="list-style-type: none"> • Building Disposition Report (<i>forthcoming</i>) • Summarized costs of intended actions
Step 8: Capital Planning (<i>forthcoming</i>)	<ul style="list-style-type: none"> • Capital Planning report (<i>forthcoming</i>) • Summarized costs per year (<i>forthcoming</i>)

Status of DMTS Development

The DMTS has been continually improved up throughout Phase II of the Deferred Maintenance Program, with functionality extensions occurring on a nearly monthly basis. At the same time, interfaces have been considerably developed for downloading various types of data.

New Features

During December, much effort went into reacting to ad-hoc data request from various departments such as ISD and Fire. Customized Excel spreadsheets were generated and emailed. Anticipating this continuing trend, persistent download buttons were added to numerous webpages so that users can download the data from the screens and filters viewed within the website. This single button dramatically raises the number of reports now available to the county.

Capital Planning

Mock-ups have been in development throughout fall 2016 as a unified logic and set of steps have been considered that all departments may find useful. Check-ins with CEO have been occurring along the way. In general, the interface concept is a compromise between recording a robust set of decisions while avoiding an excessive number of steps. The first half of this workflow will be recording a building disposition, which declares the level of sustainment a building is expected to receive. Secondly, the interface will allow departments to choose an expected year of implementing the major actions, which support the disposition. A forthcoming memo will be provided in January that outlines the expected usage of the Capital Planning interface.

Project Issues and Resolutions

It is understood that the various County departments will seek access to the DMTS system and costing reports as they prepare budgets and projects for 2017 and beyond. It is strongly encouraged that these departments coordinate with their CEO analyst about the status and use of their building data. Presently, some of the building data is still being modified and processed. However, by March 2017, the project team expects to have nearly all reports available for all departments participating in Phase II.

As more departments become aware of the DMTS, there will be issues regarding training and requests for further information. The project team would like to assist with the widespread adoption of the system, and will work with CEO about an efficient means of training various County stakeholders.

Project Outlook during spring 2017

All work related to the original scope Phase II is expected to wrap up during spring 2017. The County can expect a full set of reports of over 2,000 buildings, continued access to a functional Deferred Maintenance tracking and access to a refined data collection mobile application. The focus of the project team will likely be heavily geared towards capital planning and the assessment of parking lots. Finally, Phase III startup work is expected to commence during this time as well, but depends on final County approval.



County of Los Angeles CHIEF EXECUTIVE OFFICE

Kenneth Hahn Hall of Administration
500 West Temple Street, Room 713, Los Angeles, California 90012
(213) 974-1101
<http://ceo.lacounty.gov>

SACHI A. HAMAI
Chief Executive Officer

Board of Supervisors
HILDA L. SOLIS
First District

MARK RIDLEY-THOMAS
Second District

SHEILA KUEHL
Third District

JANICE HAHN
Fourth District

KATHRYN BARGER
Fifth District

May 26, 2017

To: Supervisor Mark Ridley-Thomas, Chairman
Supervisor Hilda L. Solis
Supervisor Sheila Kuehl
Supervisor Janice Hahn
Supervisor Kathryn Barger

From: Sachi A. Hamai *for.*
Chief Executive Officer

PHASE II BUILDING CONDITION ASSESSMENTS AND ASSET MANAGEMENT DATABASE (ITEM NO. 10, AGENDA OF AUGUST 12, 2014) - FIRST QUARTER OF 2017

This is to update the status and progress of the Phase II Deferred Maintenance Building Condition Assessments and Asset Management Database (Phase II Project) for the first quarter of 2017. The statistics that are provided are through March 2017. Since the collection of Phase II building condition assessment data was substantially completed in the last quarter of 2016, progress in first quarter of 2017 primarily focused on developing the balance of deferred maintenance project reports and developing the capital planning tools and process.

Phase II Project Development

As of March 15, 2017, 27,615 deficiencies identified through the condition assessment of 2,575 buildings were incorporated into actionable projects, with an aggregate value of \$403 million. In addition, for these same 2,575 buildings, the predicted cost to replace major buildings systems that are within five years of, or have surpassed their expected service life, is approximately \$4.274 billion.

The portion of the supplemental scope of work of the Phase II Project, including the assessment and data collection of deficiencies of beach parking lots and very recently acquired facilities, will be completed by the second quarter of 2017.

Attached are Monthly Progress Reports for January through March 2017.

Capital Planning

During this reporting period, the Chief Executive Office (CEO) Capital Programs staff continued to work with AECOM to develop the capital planning module, in the Strategic Asset Management (SAM) database.

AECOM demonstrated drafts of the SAM capital planning module interfaces to the CEO, and based on feedback from staff, modules are being modified to better align with County capital budgeting practices. The capital planning module will be used to plot paths to capital goals aligned with department and Countywide master plans, as well as with projections of available funding and financing options. The capital planning process will first involve the CEO working with departments to prioritize actions over multiple fiscal years. The capital planning module will allow selecting projects, or other actions in accord with recommended building disposition strategies that are aligned with the goals of master plans, and scheduling them on a multi-year timeline that will reflect aggregate and year-by-year costs. If necessary, multiple capital plans/scenarios can be created, and for each plan/scenario, the system will automatically adjust cost estimates to the changes in start dates and durations of projects.

Phase III Building Condition Assessments: Health and Sheriff Facilities

On April 11, 2017, the Board authorized an agreement with AECOM Technical Services, Inc., for a not-to-exceed contract amount of \$14,822,641. Under this agreement, building condition assessments will be conducted for County-owned facilities operated by the Sheriff's Department and the Department of Health Services. This data will be added to the SAM database to allow for planning and management of our owned facilities. This assessment is scheduled to be completed over the next 18-24 months.

As part of the consideration of this Board letter, the Board also requested a written report from the CEO and the Internal Services Department (ISD) with responses to the following questions from Supervisors Ridley-Thomas and Kuehl regarding the transition of the database and reassessment duties to the County.

Does ISD have a plan for developing a building assessment team and what is the timeline for that?

ISD has prepared a draft staffing plan for a building assessment team which is being reviewed by CEO and will be considered as part of the 2017-2018 Supplemental Budget.

After Phase III, what County buildings will be left to assess?

After the conclusion of Phase III, assessment of all County-owned buildings will be complete. Buildings which belong to the various Department of Public Works (DPW) special districts and special funds are not included. Additionally, as new buildings are built or acquired, they too will be added to the database.

What is the timeline for transitioning the SAM to the County?

The transition of the SAM database will be completed by December 2017.

How will the Assessment of Building Conditions and ongoing maintenance of the Strategic Asset Database be managed prospectively?

Following completion of the initial condition assessment of County-owned buildings by AECOM; the plan is that County staff would conduct future reassessments. To prepare for this, ISD will begin shadowing AECOM teams during the first months of the Phase III assessments at the Health and Sheriff's Departments' facilities. CEO, ISD and AECOM are currently meeting to work out the details of how to staff, schedule, and implement reassessments. It is anticipated that there will be a phased implementation to assure a smooth transition. The reassessment work may involve other departments, in addition to ISD, and may involve the use of technical consultants (professional engineers, cost estimators, etc.) when necessary to supplement in-house expertise.

Discussions on the transition of the database from the consultant to the County, including certain functions of maintaining current data, have been ongoing, as well as the planning and development of a formal training curriculum and schedule. ISD has developed a proposed staffing plan to manage the SAM database, technical functions related to the analysis and quality control of collected data, and other functions that support the capital planning tools. It is estimated that ISD staff should be trained to update the SAM database by June 2018, or sooner. In addition, AECOM duplicated the database to provide a functioning training environment, where County staff can practice the various tasks without the risk of affecting the official database.

Transfer of hosting the SAM database by ISD is currently scheduled to be in December 2017. AECOM will continue to provide support services, software updates, training, troubleshooting, etc. beyond that date.

When will Phase II assessments be complete?

The physical assessments programmed in Phase II will be completed by June 2017.

Each Supervisor
May 26, 2017
Page 4

When will those building assessments transition to ISD or other appropriate County staff?

AECOM will complete the initial assessment of all buildings as part of their contract. It is currently planned that reassessment will begin on a pilot basis in the next 12 months. The sequence of reassessments is still being reviewed. The consultant's recommendation and the industry standard is that buildings should be reassessed at least once every five years.

Overall Project Completion

Building maintenance industry standard practices prescribe that reassessments be performed every five years. Based on the implementation of the Phase II assessments, the first round of reassessments should commence in March of 2018. It is anticipated that ISD will have appropriate and trained staff before completion of the Phase III assessments.

If you have any questions, please contact Brad Bolger at (213) 974-1360.

SAH:JJ:DPH
BMB:CY:RB:zu

Attachments

c: Executive Office, Board of Supervisors
County Counsel
Internal Services



County of Los Angeles

Deferred Maintenance Program Services Monthly Progress Report - March 2017



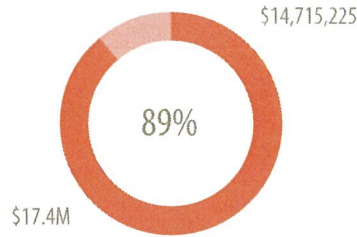
Report Contents

1. Overall Project Snapshot
2. Executive Summary - March 2017
3. Status of SAM Development
4. Issues and Resolutions
5. Project Outlook

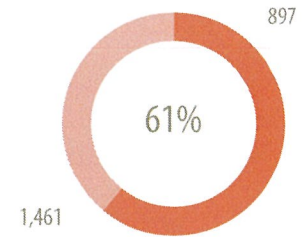
Overall Project Snapshot

Contract Start Date: 17 October 2014
 Contract End Date: 16 October 2018
 Maximum Contract Value: \$17,004,824
 Dollars Invoiced to Date: \$15,149,206

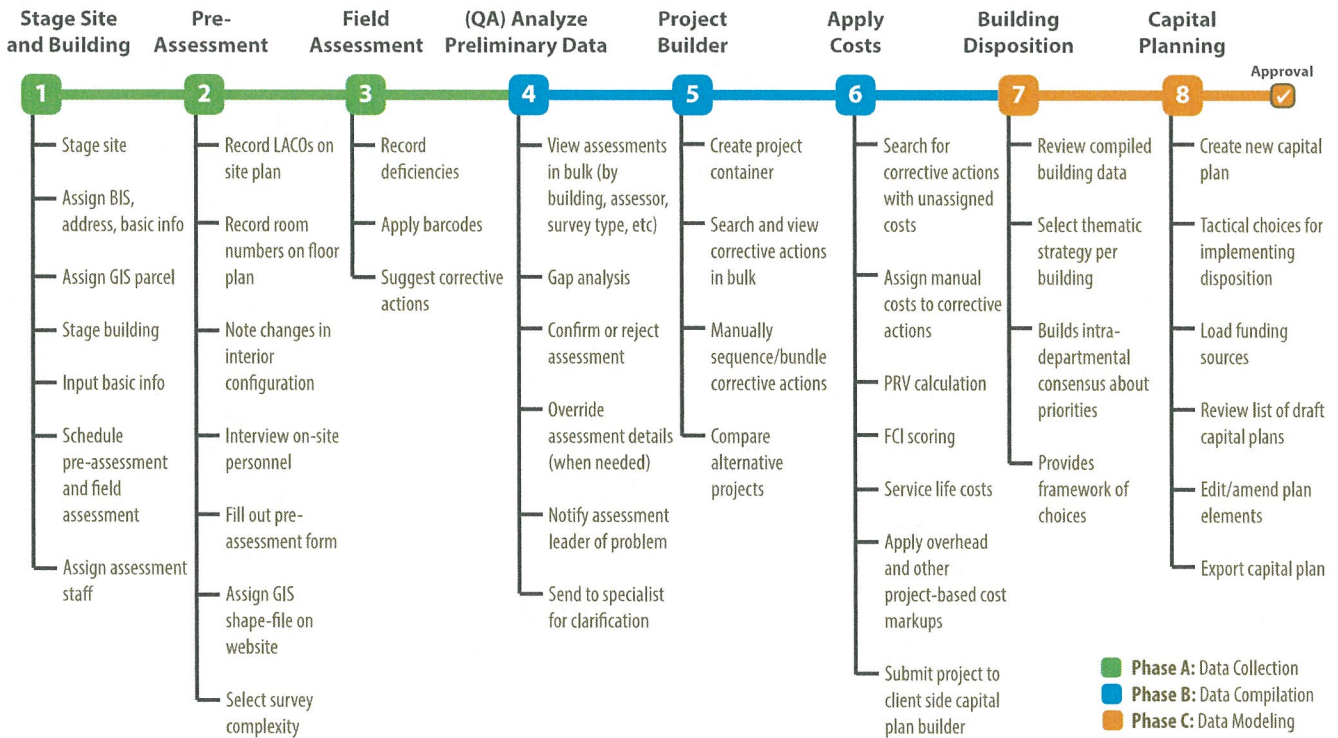
Invoiced Amount to Date




Time Elapsed (days)




Strategic Asset Management (SAM) Workflow




Phase A: Data Collection - 100%



Phase B: Data Compilation - 99%



Phase C: Data Modeling - 70%



Current Status of All Project Phases (Number of Buildings)

1) Staging:	16	4) Preliminary Analysis:	0	7) Capital Planning:	2,360
2) Pre-Assessment:	0	5) Project Building:	103		
3) Final Assessment:	6	6) Project Costing:	2		

Executive Summary - March 2017

Field assessments have been completed for Phase 2 of the County's Deferred Maintenance Program. The reports for these sites are now available within the SAM website. In March, AECOM's efforts have been focused on finalizing data compilation and QA/QC, as well as on systems development for parking lot assessment and data modeling tools (Disposition and Capital Planning). The assessments of parking lots at Beaches and Harbors have commenced.

Summary of Deferred Maintenance Costs to Date

The County has requested an ongoing total estimate for the cost of corrective actions as part of this monthly project report. Currently, only buildings within the Project Approval phase have associated costs, which total about \$403 million. This figure is for approximately 2,553 buildings totaling 21.5 million gross square feet. Please note that these projects have not yet been formally approved by County project staff, and are for informational (non-budgetary) purposes only. Furthermore, cost estimates to replace building systems near the end of their service life are not included in the above figure. The service life expiration date and replacement costs that are recorded for each barcoded building system will be included as part of the total deferred maintenance cost in subsequent updates.

Status of Field Work

Field work for the buildings in Phase 2 has been completed. Additional County buildings that are identified for assessment will likely be assessed during Phase 3 of the Deferred Maintenance Program in 2017. At this time, formal agreement for that contract is pending. Currently, field work is underway for parking lots at Beaches and Harbors, which is expected to be completed in May 2017.

Status of Project Builder Progress

Project Builder is currently SAM's most sought-after set of data because of its precise repair recommendations and cost estimates. This step in the workflow is substantially complete. The reports for these projects can be accessed via the SAM website, with the exception of a few residual buildings for Beaches and Harbors.

Status of SAM Report Releasing

Reports for each building are released on a rolling schedule, as the buildings complete each of the steps in the SAM workflow (see graphic). Departments can expect that once a building reaches the Capital Planning step, all of the reports associated with that individual building will be visible and available for download. The table on the following page identifies the reports that are made available when completing each workflow step.

General Schedule of Release of Building Reports

Workflow Step	Building Report Made Available
Step 1: Stage Site and Building	<ul style="list-style-type: none"> • Site and building name • Site address
Step 2: Pre-assessment	<ul style="list-style-type: none"> • Pre-assessment Report • PRV Report • Building System Service Life Report • FCI Deterioration Report
Step 3: Final Assessment	<ul style="list-style-type: none"> • Floor Plan Report
Step 4: Analyze Preliminary Data	<ul style="list-style-type: none"> • Deficiency Report • Barcoded Equipment Report
Step 5: Project Builder	<ul style="list-style-type: none"> • Project Priority data
Step 6: Project Costing	<ul style="list-style-type: none"> • Project Builder Report • Cost estimates for corrective projects
Step 7: Building Disposition (<i>forthcoming</i>)	<ul style="list-style-type: none"> • Building Disposition Report (<i>forthcoming</i>) • Summarized costs of intended actions
Step 8: Capital Planning (<i>forthcoming</i>)	<ul style="list-style-type: none"> • Capital Planning Report (<i>forthcoming</i>) • Summarized costs per year (<i>forthcoming</i>)

Status of SAM System

The SAM system has been continuously improved throughout Phase 2 of the Deferred Maintenance Program, with functionality extensions occurring on a near monthly basis. These improvements are outlined within the next two sections.

New Features

During March, development of the SAM system included minor functional improvements and bug fixes. The most notable new features developed during March pertain to the downloading of more data as Excel files. This feature set is important because it allows the County to browse concise summaries and run ad-hoc analyses. The County may wish to supplement these exports with extra data columns of their own creation.

Capital Planning

The dual web interfaces of "Building Disposition" and "Capital Planning" (workflow steps 7 and 8) represent the most significant milestone of software development so far this year. These two web tools represent the final software modules outlined in the Deferred Maintenance Program's scope of work. Building Disposition allows departments to record a planning strategy on a per-building basis, while providing a rough estimate of the strategy's cost.

The Capital Planning interface allows departments to refine the detailed "tactics" that support the strategy set out in Building Disposition. Capital Planning allows users to check or uncheck specific sub-actions, while prompting the user to choose a future year of implementation. The rough costs are escalated, depending on the year selected. We anticipate that the County will be able to use this interface for strategic planning efforts by the end of Q2 2017.

Project Issues and Resolutions

It is understood that the various County departments will seek access to the SAM system and costing reports as they prepare budgets and projects for 2017 and beyond. It is strongly encouraged that these departments coordinate with their respective CEO analysts about accessing their building data. As more departments become aware of SAM, there will be issues regarding training and requests for further information. The project team would like to assist with the widespread adoption of the system, and will work with CEO about an efficient means of training various County stakeholders.


Project Outlook during Spring 2017

All work related to the original scope Phase 2 is expected to wrap up during spring 2017. The County can expect a full set of reports of over 2,000 buildings, continued access to a functional Deferred Maintenance tracking and access to a refined data collection mobile application. The focus of the project team will likely be heavily geared towards capital planning and the continued assessment of parking lots. Finally, Phase 3 startup work is expected to commence during this time as well, but depends on final County approval.



County of Los Angeles

Deferred Maintenance Program Services Monthly Progress Report - February 2017



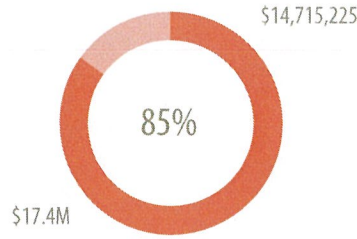
Report Contents

1. Overall Project Snapshot
2. Executive Summary - February 2017
3. Status of SAM Development
4. Issues and Resolutions
5. Project Outlook

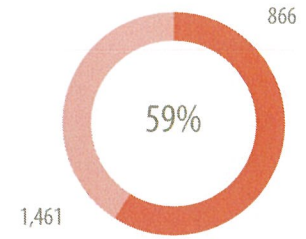
Overall Project Snapshot

Contract Start Date: 17 October 2014
 Contract End Date: 16 October 2018
 Maximum Contract Value: \$17,004,824
 Dollars Invoiced to Date: \$14,715,225

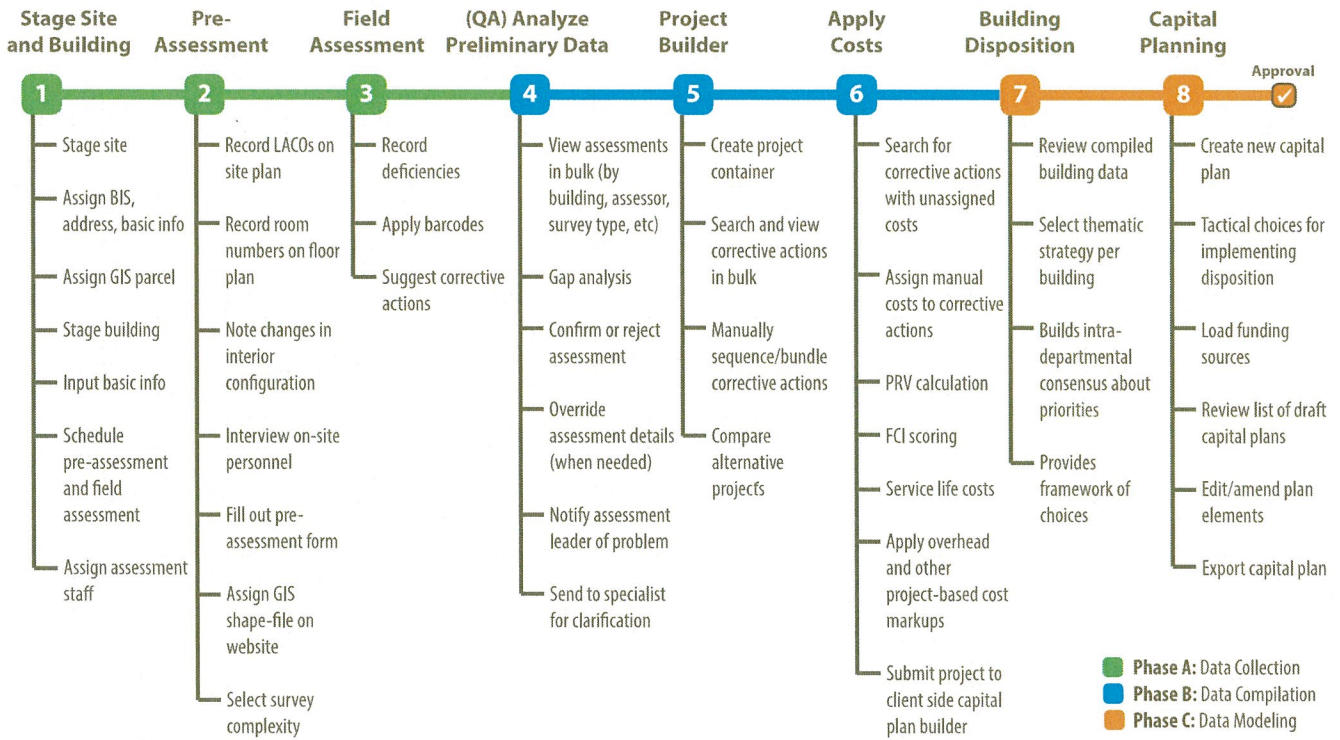
Invoiced Amount to Date




Time Elapsed (days)



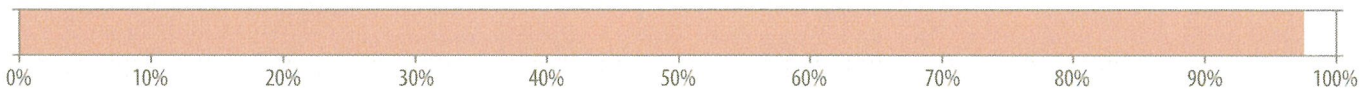
Strategic Asset Management (SAM) Workflow




Phase A: Data Collection - 100%



Phase B: Data Compilation - 97%



Phase C: Data Modeling - 40%



Current Status of All Project Phases (Number of Buildings)

1) Staging:	17	4) Preliminary Analysis:	0	7) Capital Planning:	1209
2) Pre-Assessment:	0	5) Project Building:	103		
3) Final Assessment:	6	6) Project Costing:	1216		

Executive Summary - February 2017

Field assessments have been completed for Phase II of the County’s Deferred Maintenance Program. In February, AECOM’s efforts have been focused on finalizing data compilation and QA/QC, as well as on systems development for parking lot assessment and data modeling tools (Disposition and Capital Planning).

Summary of Deferred Maintenance Costs to Date

The County has requested an ongoing total estimate for the cost of corrective actions as part of this monthly project report. Currently, only buildings within the Project Approval phase have associated costs, which total about \$367 million. This figure is for approximately 1,209 buildings totaling 17.4 million gross square feet. Please note that these projects have not yet been formally approved by County project staff, and are for informational (non-budgetary) purposes only. Furthermore, cost estimates to replace building systems near the end of their service life are not included in the above figure. The service life expiration date and replacement costs that are recorded for each barcoded building system will be included as part of the total deferred maintenance cost in subsequent updates.

Status of Field Work

Field work for Phase II has been completed. Additional County buildings that are identified for assessment will likely be assessed during Phase III of the Deferred Maintenance Program in 2017. At this time, formal agreement for that contract is pending. Additionally, work is currently gearing up for pilot assessments for parking lots at Beaches and Harbors, which is expected to commence in spring 2017.

Status of Project Builder Progress

Project Builder is currently SAM’s most sought-after set of data because of its precise repair recommendations and cost estimates. Currently, this step in the workflow is nearing completion, with only costing QA/QC yet to be finalized. Formulation of the projects has been completed as of mid-February, while the associated cost estimates are expected to be finalized around mid-March.

Status of SAM Report Releasing

Reports for each building are released on a rolling schedule, as the buildings complete each of the steps in the SAM workflow (see graphic). Departments can expect that once a building reaches the Capital Planning step, all of the reports associated with that individual building will be visible and available for download.

The table on the following page identifies the reports that are made available when completing each workflow step.

General Schedule of Release of Building Reports

Workflow Step	Building Report Made Available
Step 1: Stage Site and Building	<ul style="list-style-type: none"> • Site and building name • Site address
Step 2: Pre-assessment	<ul style="list-style-type: none"> • Pre-assessment Report • PRV Report • Building System Service Life Report • FCI Deterioration Report
Step 3: Final Assessment	<ul style="list-style-type: none"> • Floor Plan Report
Step 4: Analyze Preliminary Data	<ul style="list-style-type: none"> • Deficiency Report • Barcoded Equipment Report
Step 5: Project Builder	<ul style="list-style-type: none"> • Project Priority data
Step 6: Project Costing	<ul style="list-style-type: none"> • Project Builder Report • Cost estimates for corrective projects
Step 7: Building Disposition (<i>forthcoming</i>)	<ul style="list-style-type: none"> • Building Disposition Report (<i>forthcoming</i>) • Summarized costs of intended actions
Step 8: Capital Planning (<i>forthcoming</i>)	<ul style="list-style-type: none"> • Capital Planning Report (<i>forthcoming</i>) • Summarized costs per year (<i>forthcoming</i>)

Status of SAM System

The SAM system has been improved continually throughout Phase II of the Deferred Maintenance Program, with functionality extensions occurring on a near monthly basis. Concurrently, interfaces have been developed to enable downloading of various data-set exports by SAM users.

New Features

During February, development of the SAM system included minor functional improvements and bug fixes. The most notable changes include the introduction of a "Projects" tab on the website's homepage, improved performance of the homepage "Deficiencies" tab, slight modifications to the project prioritization formula (in order to better account for critical deficiencies within projects), and various enhancements to Project Builder reports.

Capital Planning

Development of the Disposition and Capital Planning tools (steps 7 and 8) on the SAM website have seen significant progress through February. Both parts of the workflow are now functional with ongoing work being focused primarily on visual user-interface improvements and debugging. AECOM will meet with County representatives in early March to present this new workflow and obtain County feedback. We anticipate that the County will be able to use this interface for strategic planning efforts by the end of Q2 2017.

Project Issues and Resolutions

It is understood that the various County departments will seek access to the SAM system and costing reports as they prepare budgets and projects for 2017 and beyond. It is strongly encouraged that these departments coordinate with their CEO analyst about the status and use of their building data. Presently, some of the building data is still being modified and processed. However, by March 2017, the project team expects to have nearly all reports available for all departments participating in Phase II.

As more departments become aware of SAM, there will be issues regarding training and requests for further information. The project team would like to assist with the widespread adoption of the system, and will work with CEO about an efficient means of training various County stakeholders.

Project Outlook during spring 2017

All work related to the original scope Phase II is expected to wrap up during spring 2017. The County can expect a full set of reports of over 2,000 buildings, continued access to a functional Deferred Maintenance tracking and access to a refined data collection mobile application. The focus of the project team will likely be heavily geared towards capital planning and the assessment of parking lots. Finally, Phase III startup work is expected to commence during this time as well, but depends on final County approval.



County of Los Angeles

Deferred Maintenance Program Services Monthly Progress Report - January 2017



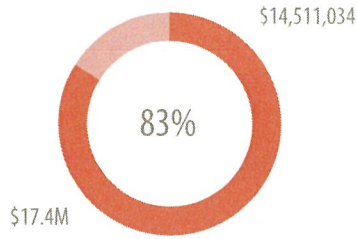
Report Contents

1. Overall Project Snapshot
2. Executive Summary - January 2017
3. Status of SAM Development
4. Issues and Resolutions
5. Project Outlook

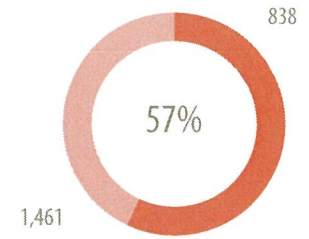
Overall Project Snapshot

Contract Start Date: 17 October 2014
 Contract End Date: 16 October 2018
 Maximum Contract Value: \$17,004,824
 Dollars Invoiced to Date: \$14,666,096

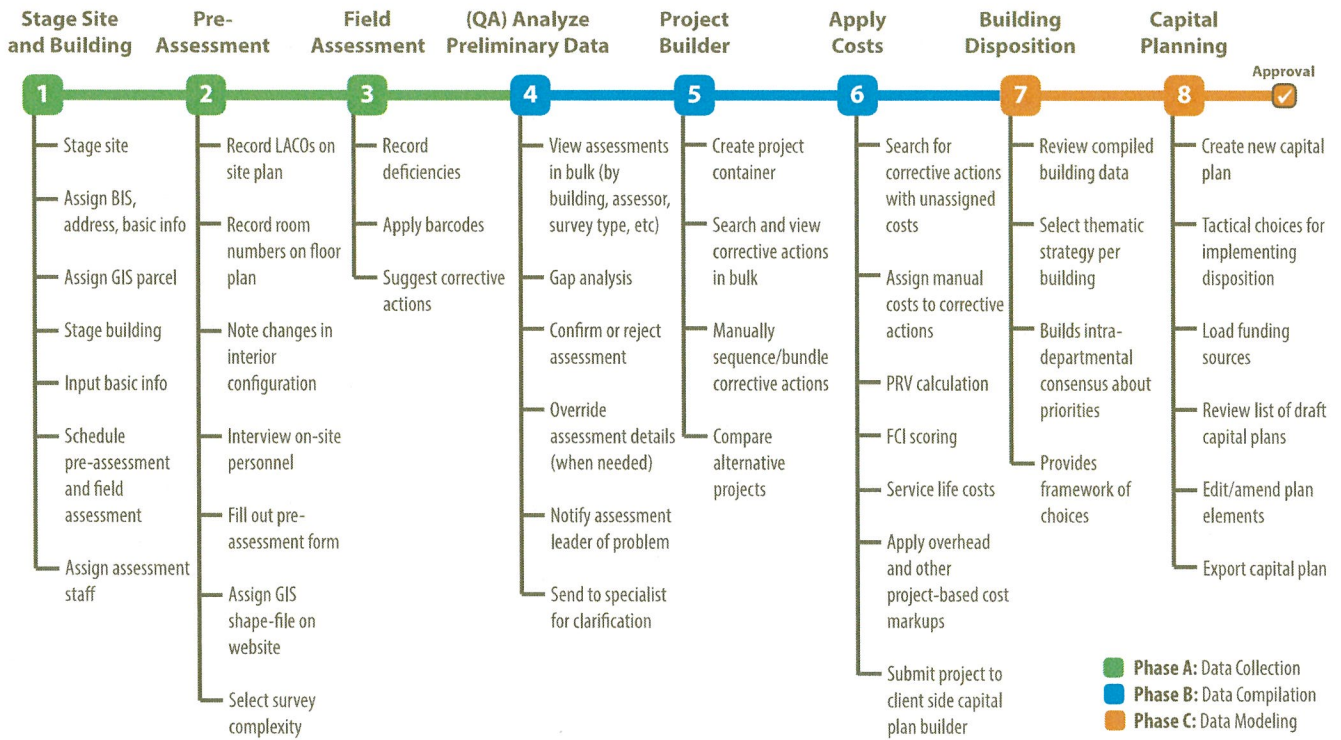
Invoiced Amount to Date




Time Elapsed (days)




Strategic Asset Management (SAM) Workflow



Phase A: Data Collection - 100%



Phase B: Data Compilation - 95%



Phase C: Data Modeling - 30%



Current Status of All Project Phases (Number of Buildings)

1) Staging:	17	4) Preliminary Analysis:	108	7) Capital Planning:	1023
2) Pre-Assessment:	0	5) Project Building:	97		
3) Final Assessment:	6	6) Project Costing:	1330		

Executive Summary - January 2017

Assessments were substantially completed by December 2016. However, an additional site (Castaic Lake Recreation Area) was added to the scope and assessed during January 2017 per County request. With the data collection portion of Phase II completed, work during this month was focused primarily on data analysis and enhancements to the data modeling workflow.

Summary of Deferred Maintenance Costs to Date

The County has requested an ongoing total estimate for the cost of corrective actions as part of this monthly project report. Currently, only buildings within the Project Approval phase have associated costs, which total about \$342 million. This figure is for approximately 1023 buildings totaling 16.5 million gross square feet. Please note that these projects have not yet been formally approved by County project staff, and are for informational (non-budgetary) purposes only. Furthermore, cost estimates to replace building systems near the end of their service life are not included in the above figure. The service life expiration date and replacement costs that are recorded for each barcoded building system will be included as part of the total deferred maintenance cost in subsequent updates.

Status of Field Work

Per County request, the Castaic Lake Recreational Area site was added to the SAM system and assessed in January. This site is being assessed as part of the Phase II Transitional Support Contract which will provide capacity for ongoing County requests in the interim stage between Phase II and Phase III. Additional County buildings that are identified for assessment will likely be assessed during Phase III of the Deferred Maintenance Program in 2017. At this time, formal agreement for that contract is pending. Additionally, work is currently gearing up for pilot assessments for parking lots at Beaches and Harbors, which is expected to commence in spring 2017.

Status of Project Builder Progress

Project Builder is currently SAM's most sought-after set of data because of its precise repair recommendations and cost estimates. Currently, this step in the workflow is over 95% complete. Formulation of the projects is expected to be completed by mid-February, while the associated cost estimates are expected to be input around mid-March.

Status of DMTS Report Releasing

Reports for each building are released on a rolling schedule, as the buildings complete each of the steps in the SAM workflow (see graphic). Departments can expect that, once a building reaches the Capital Planning step, all of the reports associated with that individual building will be visible and available for download.

The following table identifies the reports that are made available when completing each workflow step.

General Schedule of Release of Building Reports

Workflow Step	Building Report Made Available
Step 1: Stage Site and Building	<ul style="list-style-type: none"> • Site and building name • Site address
Step 2: Pre-assessment	<ul style="list-style-type: none"> • Pre-assessment report • PRV report • Building System Service Life report • FCI Deterioration report
Step 3: Final Assessment	<ul style="list-style-type: none"> • Floor Plan report
Step 4: Analyze Preliminary Data	<ul style="list-style-type: none"> • Deficiency report • Barcoded Equipment report
Step 5: Project Builder	<ul style="list-style-type: none"> • Project Priority data
Step 6: Project Costing	<ul style="list-style-type: none"> • Project Builder report • Cost estimates for corrective projects
Step 7: Building Disposition (<i>forthcoming</i>)	<ul style="list-style-type: none"> • Building Disposition Report (<i>forthcoming</i>) • Summarized costs of intended actions
Step 8: Capital Planning (<i>forthcoming</i>)	<ul style="list-style-type: none"> • Capital Planning report (<i>forthcoming</i>) • Summarized costs per year (<i>forthcoming</i>)

Status of SAM System

The SAM system has been improved continually throughout Phase II of the Deferred Maintenance Program, with functionality extensions occurring on a near monthly basis. Concurrently, interfaces have been developed to enable the downloading of various data-set exports by SAM users.

New Features

During January, development of the SAM system included mostly small graphical changes, functional improvements, and bug fixes. The most notable changes include the rebranding of the website's title to "Strategic Asset Management System", enhancements to the recently deployed Downloads Queue, and the inclusion of future cost-escalation information for building systems. The inclusion of cost escalation data will make service life cost predictions more accurate and precise over long time periods.

Capital Planning

With the interface design mockups finalized, significant progress has been made in January towards the completion of a working disposition strategy interface. This interface will serve step 7 of the SAM workflow and is expected to be substantially complete in February 2017. Additionally, two new disposition options, demolish and replace, have been added as possible strategies to better serve the County's needs in creating departmental capital plans. Work on a functional capital planning interface (step 8 of SAM) is expected to commence during February.

Project Issues and Resolutions

It is understood that the various County departments will seek access to the SAM system and costing reports as they prepare budgets and projects for 2017 and beyond. It is strongly encouraged that these departments coordinate with their CEO analyst about the status and use of their building data. Presently, some of the building data is still being modified and processed. However, by March 2017, the project team expects to have nearly all reports available for all departments participating in Phase II.

As more departments become aware of SAM, there will be issues regarding training and requests for further information. The project team would like to assist with the widespread adoption of the system, and will work with CEO about an efficient means of training various County stakeholders.

Project Outlook during spring 2017

All work related to the original scope Phase II is expected to wrap up during spring 2017. The County can expect a full set of reports of over 2,000 buildings, continued access to a functional Deferred Maintenance tracking and access to a refined data collection mobile application. The focus of the project team will likely be heavily geared towards capital planning and the assessment of parking lots. Finally, Phase III startup work is expected to commence during this time as well, but depends on final County approval.



County of Los Angeles CHIEF EXECUTIVE OFFICE

Kenneth Hahn Hall of Administration
500 West Temple Street, Room 713, Los Angeles, California 90012
(213) 974-1101
<http://ceo.lacounty.gov>

SACHI A. HAMAI
Chief Executive Officer

Board of Supervisors
HILDA L. SOLIS
First District

MARK RIDLEY-THOMAS
Second District

SHEILA KUEHL
Third District

JANICE HAHN
Fourth District

KATHRYN BARGER
Fifth District

September 15, 2017

To: Supervisor Mark Ridley-Thomas, Chairman
Supervisor Hilda L. Solis
Supervisor Sheila Kuehl
Supervisor Janice Hahn
Supervisor Kathryn Barger

From: Sachi A. Hamai 
Chief Executive Officer

PHASE II BUILDING CONDITION ASSESSMENTS AND ASSET MANAGEMENT DATABASE (ITEM NO. 10, AGENDA OF AUGUST 12, 2014) - SECOND QUARTER OF 2017

This is to update the status and progress of the Deferred Maintenance Building Condition Assessments and Asset Management Database (Phase II Project) for the second quarter of 2017.

With the completion of the Phase II Project field assessments and the Strategic Asset Management (SAM) database providing support for planning and implementing deferred maintenance projects and providing reports, the focus of the Phase II Project work this quarter was preparing the County to manage the tasks required to maintain accurate information in SAM, developing and prioritizing deferred maintenance projects using SAM, and developing additional reports that facilitate capital planning.

The system has been serving its basic purpose of providing a systematic basis for prioritizing and implementing deferred maintenance projects. Until recently, most of the reports from SAM were to validate and/or guide requests for deferred maintenance. Over the last quarter, based on prioritized project reports in SAM, the Internal Services Department (ISD) and the Department of Public Works (DPW) began preparing for the implementation of the highest priority projects for their respective deferred maintenance programs.

"To Enrich Lives Through Effective And Caring Service"

**Please Conserve Paper – This Document and Copies are Two-Sided
Intra-County Correspondence Sent Electronically Only**

Phase II Project Developments

The scope of activities during this quarter was building collaboration between the County's and the consultant's information technology (IT) teams on preparing for the transfer of SAM and; the testing of the Capital Planning tools, including developing new reports.

SAM Training

In May and June 2017, the consultants produced training handbooks for, and conducted the first three of nine SAM training courses for County employees involved in facility operations and maintenance from ISD, DPW, Fire Department and Public Libraries. These courses included several hours of classroom software training and field exercises assessing the condition of buildings and recording findings using the mobile application, and were followed-up, in the classroom, with a group evaluation of the data collected in the field. The training manuals and courses will cover every step of the workflow developed and followed by the consultant during the Phase II Project, and training courses are planned to continue into early October.

SAM IT Transfer

In late May, the consultant's and ISD's IT and project teams initiated a series of conference calls to coordinate the transfer of technical and security information about the SAM website and database. The calls also included discussing and identifying a strategy for the transfer or hand-off of the system. These discussions are anticipated to continue over the upcoming months to ensure ISD is prepared to begin hosting the SAM database by December 2017.

Capital Planning Tools

In test applications of the Capital Planning tool, it was determined that the capital planning process could be facilitated by providing easier access to data captured in online and printable reports, and from other areas of the website. The additional links and reports are scheduled to be demonstrated and anticipated to be accepted in the next quarter.

Overall Project Completion

Phase II Project baseline statistics for this quarter have not changed significantly from the previous quarter since the collection and publication of data was substantially complete for most of the first quarter of 2017. The number of buildings assessed is 2,558 buildings at 588 sites; the system includes 3,641 projects for 1,968 buildings to address 27,630 deficiencies. The aggregate cost of the projects is still approximately \$403 million. Reports based on beach parking lot assessments that were included in the Phase II Project supplemental scope of work will be complete and available by October 2017.

Each Supervisor
September 15, 2017
Page 3

Based on building maintenance industry standard practices and completion of the Phase II assessments, the first round of reassessments may commence as early as March of 2018. It is anticipated that ISD will have recruited appropriate and trained staff before completion of the Phase III assessments.

For your reference, attached are the consultant's Monthly Progress Reports for April through June 2017.

Phase III Facility Condition Assessments: Health and Sheriff Facilities

The Board-approved agreement with AECOM Technical Services, Inc., for the Phase III Facility Condition Assessments was executed on July 5, and kick-off meetings with Health Services and Sheriff's Departments (Health Services and Sheriff) occurred on August 2 and 9, respectively. This agreement includes building condition assessments to be conducted for County-owned facilities operated by Health Services and Sheriff. This data will be added to the SAM database to allow for planning and management of our owned facilities. This assessment process will take 18 to 24 months to complete from the date the consultant assessment team's security clearances and health screenings have been approved by Health Services and Sheriff.

If you have any questions, please contact Brad Bolger at (213) 974-1360.

SAH:JJ:DPH
BMB:CY:RB:zu

Attachments

- c: Executive Office, Board of Supervisors
- County Counsel
- Health Services
- Internal Services
- Public Works
- Sheriff



County of Los Angeles

Deferred Maintenance Program Services Monthly Progress Report - June 2017



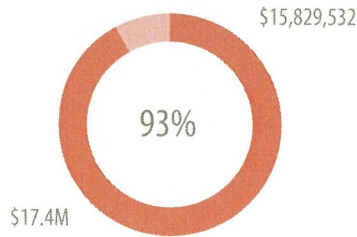
Report Contents

1. Overall Project Snapshot
2. Executive Summary - June 2017
3. Status of SAM Development
4. Issues and Resolutions
5. Project Outlook

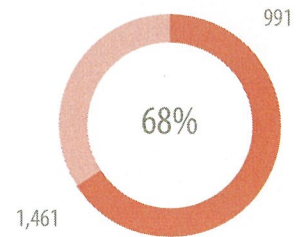
Overall Project Snapshot

Contract Start Date: 17 October 2014
 Contract End Date: 16 October 2018
 Maximum Contract Value: \$17,004,824
 Dollars Invoiced to Date: \$15,653,191

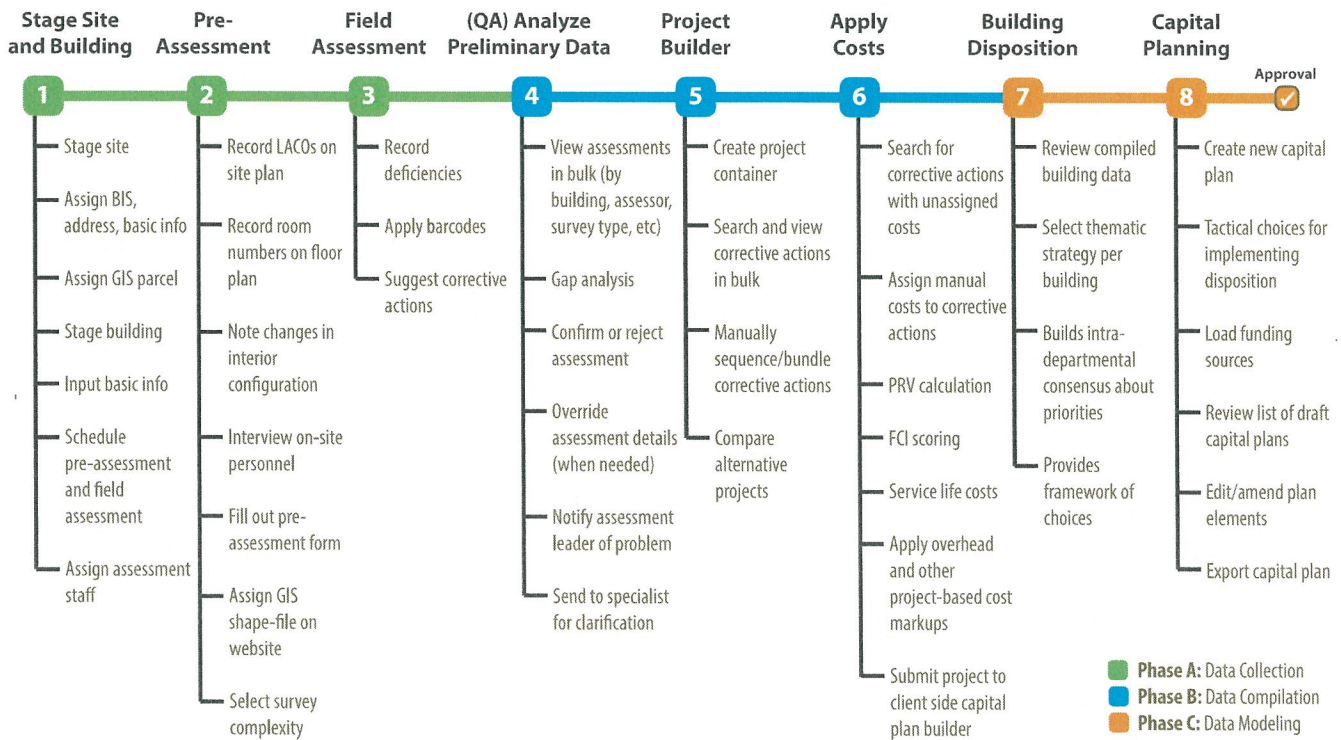
Invoiced Amount to Date




Time Elapsed (days)




Strategic Asset Management (SAM) Workflow




Phase A: Data Collection - 100%



Phase B: Data Compilation - 99%



Phase C: Data Modeling - 90%



Current Status of All Project Phases (Number of Buildings)

1) Staging:	8	4) Preliminary Analysis:	0	7) Capital Planning:	2,550
2) Pre-Assessment:	0	5) Project Building:	0		
3) Final Assessment:	0	6) Project Costing:	0		

Executive Summary - June 2017

Field assessments have been completed for Phase 2 of the County's Deferred Maintenance Program. The reports for these sites are now available within the SAM website. In June, AECOM's efforts have been focused on integrating parking lot data from a sandbox environment to the live SAM website. The software to support the parking lot downstream data workflow continues being developed. Meanwhile, the SAM training for select County staff continues. The transition of the SAM system to become a County-hosted application has begun with conference calls between project and County IT staff.

Summary of Deferred Maintenance Costs to Date

The County has requested an ongoing total estimate for the cost of corrective actions as part of this monthly project report. Currently, only buildings within the Project Approval phase have associated costs, which total about \$403 million. This figure is for approximately 2,558 buildings totaling 21.7 million gross square feet. Please note that these projects have not yet been formally approved by County project staff, and are for informational (non-budgetary) purposes only. Furthermore, cost estimates to replace building systems near the end of their service life are not included in the above figure. The service life expiration date and replacement costs that are recorded for each barcoded building system will be included as part of the total deferred maintenance cost in subsequent updates.

Status of Field Work

Field work for buildings and parking lots in Phase 2 is complete. Additional County buildings that are identified for assessment will likely be assessed during Phase 3 of the Deferred Maintenance Program in 2017. At this time, formal agreement for that contract is pending. Presently, there is no active or scheduled field work.

Status of Project Builder Progress

Project Builder is currently SAM's most sought-after set of data because of its precise repair recommendations and cost estimates. This step in the workflow is substantially complete. The reports for these projects can be accessed via the SAM website.

Status of SAM Report Releasing

Reports for each building are released on a rolling schedule, as the buildings complete each of the steps in the SAM workflow (see graphic on previous page). Departments can expect that once a building reaches the Capital Planning step, all of the reports associated with that individual building will be visible and available for download. The table on the following page identifies the reports that are made available when completing each workflow step.

General Schedule of Release of Building Reports

Workflow Step	Building Report Made Available
Step 1: Stage Site and Building	<ul style="list-style-type: none"> • Site and building name • Site address
Step 2: Pre-assessment	<ul style="list-style-type: none"> • Pre-assessment Report • PRV Report • Building System Service Life Report • FCI Deterioration Report
Step 3: Final Assessment	<ul style="list-style-type: none"> • Floor Plan Report
Step 4: Analyze Preliminary Data	<ul style="list-style-type: none"> • Deficiency Report • Barcoded Equipment Report
Step 5: Project Builder	<ul style="list-style-type: none"> • Project Priority data
Step 6: Project Costing	<ul style="list-style-type: none"> • Project Builder Report • Cost estimates for corrective projects
Step 7: Building Disposition	<ul style="list-style-type: none"> • Building Disposition Report • Summarized costs of intended actions
Step 8: Capital Planning	<ul style="list-style-type: none"> • Capital Planning Report • Summarized costs per year

Status of SAM System

The SAM system has been continuously improved throughout Phase 2 of the Deferred Maintenance Program, with functionality extensions occurring on a near monthly basis. These improvements are outlined within the next two sections.

New Features

As in recent months, development of the SAM system included minor functional improvements and bug fixes. However, this month's effort emphasized workflow help and documentation.

The most notable new features developed during April pertain to documentation and helper text for new users. Specifically, helper text was added to the gateway pages of buildings, sites, deficiencies, equipment, projects, building disposition and capital planning. Also on the topic of instruction, static hyperlinks were posted allowing users to download PDFs of the SAM handbook as they have been finalized. As for documentation, SAM's wiki-based help page has had a number of new articles posted. Many previously existing help articles have also been updated.

Numerous minor bugs were identified and corrected, such as building lifecycle events, refining building use types, filtering site lists and improved timeliness while downloading reports. Together, these add to a more fluid user experience.

Capital Planning

The Building Disposition and Capital Planning interfaces were focus areas of functional improvements. The theme of these improvements was ease of access to building data found in reports and other area of the website. Prioritization scores, PRV values were added to key webpages. Meanwhile, nearly all columns of tabular data were made sortable to help users more intuitively browse. Users also gained the ability to edit certain capital planning meta-information, such as renaming or deleting capital plans. Once again with along the theme of documentation, tooltips were added to help define important icons.

Transition of SAM

Los Angeles County intends to host the SAM system and manage the applications. Starting in late May, a series of conference call have taken place between the IT staff of the project team and ISD's IT staff. These conversations have been productive, and a strategy was identified for code transfer, testing and deployment. These conversations are expected to continue throughout 2017.

SAM Handbook Volume	Expected Date of Volume Delivery
Volume 1 – Overview and Read-only	5/10/2017 <i>(delivered)</i>
Volume 2 – Staging and Pre-assessment	5/26/2017 <i>(delivered)</i>
Volume 3 – Field Assessments	6/15/2017 <i>(delivered)</i>
Volume 4 – Quality Checks	6/29/2017 <i>(delivered)</i>
Volume 5 – Project Builder	7/20/2017
Volume 6 – Cost Estimation	8/4/2017
Volume 7 – Building Disp./Capital Planning	8/25/2017
Volume 8 – User Admin and Governor	9/15/2017
Volume 9 – Parking Lots	10/6/2017

Training of County Staff

It is understood that the County intends to take full ownership of the SAM website, and be able to self-perform on all steps of its workflow. In preparation for this change in responsibilities, a training course is being prepared to teach select County employees within a classroom setting. During the month of June, training sessions were held for Volumes 2 and 3 of the SAM Handbook. In general, two four-hour sessions are being held for each volume, which is a trend likely to continue. Volumes 2 and 3 were unique because of the extra two-hour hands-on sessions involving guided use on iPads. These extra hands-on sessions were to allow County staff to practice the pre-assessment and final assessment workflows.

Project Issues and Resolutions

It is understood that the various County departments will seek access to the SAM system and costing reports as they prepare budgets and projects for 2017 and beyond. It is strongly encouraged that these departments coordinate with their respective CEO analysts about accessing and interpreting their building data. As more departments become aware of SAM, there will be issues regarding training and requests for further information. The project team would like to assist with the widespread adoption of the system, and will work with CEO about an efficient means of training various County stakeholders. Fluently interpreting is likely to be an ongoing issue as new departments gain access to SAM.

Project Outlook during Summer 2017

Nearly all work related to the original scope Phase 2 is substantially complete. However, certain tasks remain related to the supplemental agreement, such as training. Besides the full set of reports for over 2,500 buildings, the County can expect to see assessment data related to parking lots at Beaches and Harbors. Meanwhile, SAM training sessions will continue expeditiously to help support adoption of the SAM system. The project team will continue to coordinate with ISD's IT staff to support SAM becoming self-hosted. Finally, Phase 3 startup work is expected to commence during this time as well. The likely first steps for Phase 3 will include kick-off meetings with CEO, Sheriff and Health Services.



County of Los Angeles

Deferred Maintenance Program Services Monthly Progress Report - May 2017



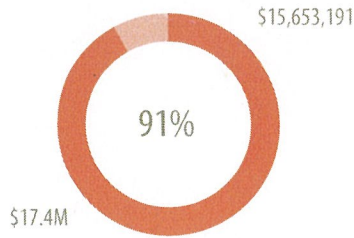
Report Contents

1. Overall Project Snapshot
2. Executive Summary - May 2017
3. Status of SAM Development
4. Issues and Resolutions
5. Project Outlook

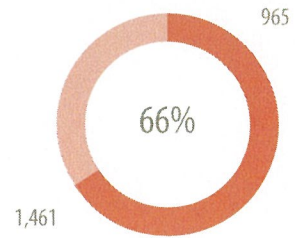
Overall Project Snapshot

Contract Start Date: 17 October 2014
 Contract End Date: 16 October 2018
 Maximum Contract Value: \$17,004,824
 Dollars Invoiced to Date: \$15,653,191

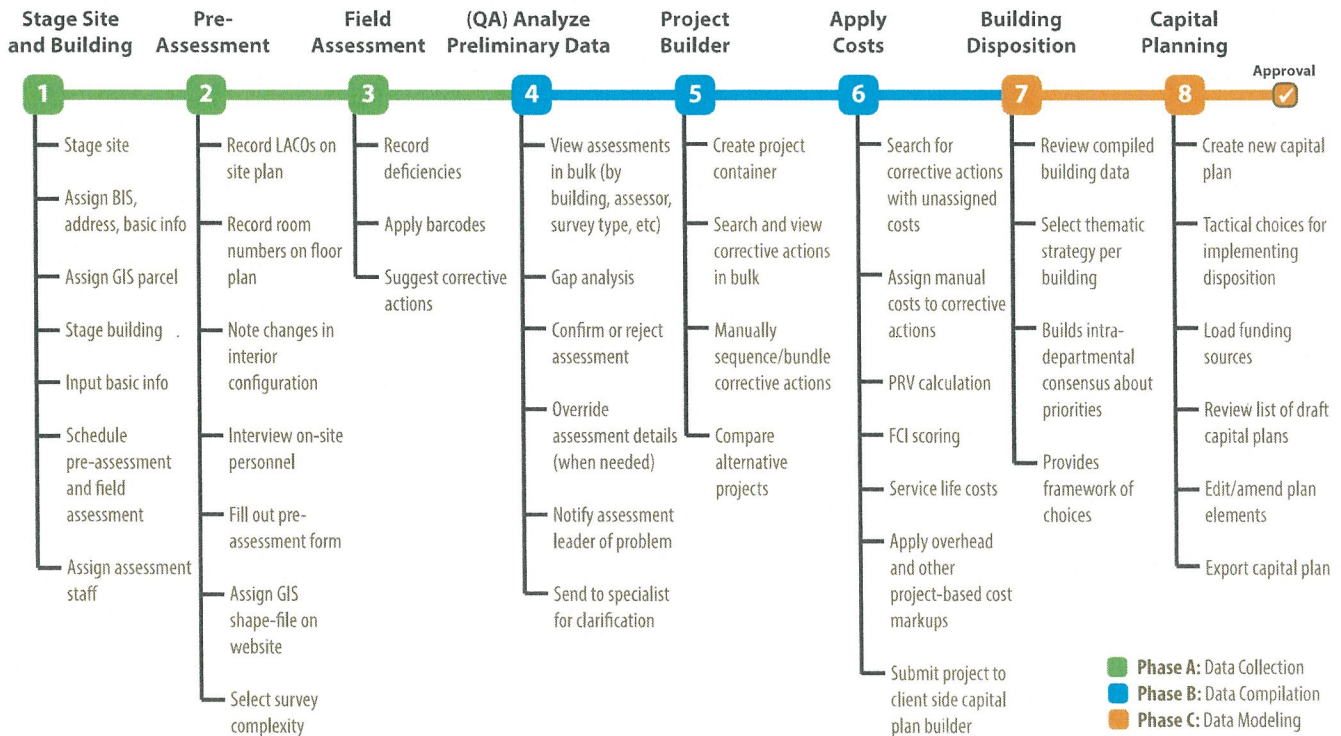
Invoiced Amount to Date




Time Elapsed (days)



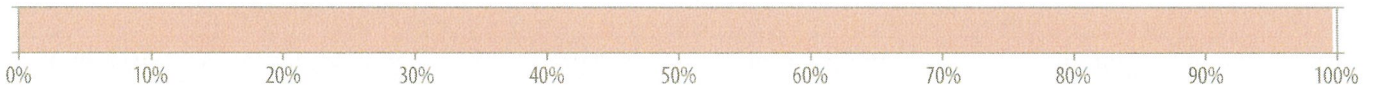
Strategic Asset Management (SAM) Workflow




Phase A: Data Collection - 100%



Phase B: Data Compilation - 99%



Phase C: Data Modeling - 90%



Current Status of All Project Phases (Number of Buildings)

1) Staging:	8	4) Preliminary Analysis:	0	7) Capital Planning:	2,550
2) Pre-Assessment:	0	5) Project Building:	0		
3) Final Assessment:	0	6) Project Costing:	0		

Executive Summary - May 2017

Field assessments have been completed for Phase 2 of the County's Deferred Maintenance Program. The reports for these sites are now available within the SAM website. In May, AECOM's efforts have been focused on assessing parking lot at Beaches and Harbors and compiling the data. The software to support the parking lot downstream data workflow continues being developed. Meanwhile, training County staff to use and access the SAM system has begun.

Summary of Deferred Maintenance Costs to Date

The County has requested an ongoing total estimate for the cost of corrective actions as part of this monthly project report. Currently, only buildings within the Project Approval phase have associated costs, which total about \$403 million. This figure is for approximately 2,558 buildings totaling 21.7 million gross square feet. Please note that these projects have not yet been formally approved by County project staff, and are for informational (non-budgetary) purposes only. Furthermore, cost estimates to replace building systems near the end of their service life are not included in the above figure. The service life expiration date and replacement costs that are recorded for each barcoded building system will be included as part of the total deferred maintenance cost in subsequent updates.

Status of Field Work

Field work for the buildings and buildings in Phase 2 has been completed. Additional County buildings that are identified for assessment will likely be assessed during Phase 3 of the Deferred Maintenance Program in 2017. At this time, formal agreement for that contract is pending. There is no active or scheduled field work at this time.

Status of Project Builder Progress

Project Builder is currently SAM's most sought-after set of data because of its precise repair recommendations and cost estimates. This step in the workflow is substantially complete. The reports for these projects can be accessed via the SAM website.

Status of SAM Report Releasing

Reports for each building are released on a rolling schedule, as the buildings complete each of the steps in the SAM workflow (see graphic on previous page). Departments can expect that once a building reaches the Capital Planning step, all of the reports associated with that individual building will be visible and available for download. The table on the following page identifies the reports that are made available when completing each workflow step.

General Schedule of Release of Building Reports

Workflow Step	Building Report Made Available
Step 1: Stage Site and Building	<ul style="list-style-type: none"> • Site and building name • Site address
Step 2: Pre-assessment	<ul style="list-style-type: none"> • Pre-assessment Report • PRV Report • Building System Service Life Report • FCI Deterioration Report
Step 3: Final Assessment	<ul style="list-style-type: none"> • Floor Plan Report
Step 4: Analyze Preliminary Data	<ul style="list-style-type: none"> • Deficiency Report • Barcoded Equipment Report
Step 5: Project Builder	<ul style="list-style-type: none"> • Project Priority data
Step 6: Project Costing	<ul style="list-style-type: none"> • Project Builder Report • Cost estimates for corrective projects
Step 7: Building Disposition	<ul style="list-style-type: none"> • Building Disposition Report • Summarized costs of intended actions
Step 8: Capital Planning	<ul style="list-style-type: none"> • Capital Planning Report • Summarized costs per year

Status of SAM System

The SAM system has been continuously improved throughout Phase 2 of the Deferred Maintenance Program, with functionality extensions occurring on a near monthly basis. The improvements during May mainly pertained to the Building Disposition and Capital Planning components.

Improved user experience was the theme of the new features. Columns of data on webpages were made sortable, while many individual cells gained tooltips, which help offer additional information. This is especially helpful when the names of buildings or sites are very long. The second aspect of the changes was primarily about re-stating key building data found elsewhere on the SAM website. This restatement of data allows users to more effortlessly proceed with decision-making.

The principal activity of SAM development during the next couple of months will be fully integrating the parking lot assessment workflow and data into the main SAM environment.

Training of County Staff

It is understood that the County intends to take full ownership of the SAM website, and be able to self-perform on all steps of its workflow. In preparation for this change in responsibilities, a nine-session training course is being prepared to teach select County employees within a classroom setting. Session 1 training sessions took place on May 12th and May 19th. Participants were generally from ISD and the Fire Department, although Public Library had representation as well. Software training handbooks that accompany the sessions were provided. These handbooks can serve as stand-alone documentation so that the County can train other staff over time.

The various training sessions will be conducted as sufficient quantity of County staff and classrooms become available. It is likely that these training sessions will occur throughout the summer and fall of this year. Independent of the training sessions, the software handbooks will be issued independently according to the following tentative schedule.

SAM Handbook Volume	Expected Date of Volume Delivery
Volume 1 – Overview and Read-only	5/10/2017 <i>(delivered)</i>
Volume 2 – Staging and Pre-assessment	5/26/2017 <i>(delivered)</i>
Volume 3 – Field Assessments	6/15/2017
Volume 4 – Quality Checks	6/29/2017
Volume 5 – Project Builder	7/20/2017
Volume 6 – Cost Estimation	8/4/2017
Volume 7 – Building Disp./Capital Planning	8/25/2017
Volume 8 – User Admin and Governor	9/15/2017
Volume 9 – Parking Lots	10/6/2017

Project Issues and Resolutions

It is understood that the various County departments will seek access to the SAM system and costing reports as they prepare budgets and projects for 2017 and beyond. It is strongly encouraged that these departments coordinate with their respective CEO analysts about accessing their building data. As more departments become aware of SAM, there will be issues regarding training and requests for further information. The project team would like to assist with the widespread adoption of the system, and will work with CEO about an efficient means of communicating with various County stakeholders.

Project Outlook during Summer 2017

All work related to the original scope Phase 2 is expected to wrap up during spring 2017. Besides the full set of reports for over 2,500 buildings, the County can expect to see assessment data related to parking lots at Beaches and Harbors. Meanwhile, SAM training sessions will continue expeditiously to help support adoption of the SAM system. Finally, Phase 3 startup work is expected to commence during this time as well, but depends on final County approval.



County of Los Angeles

Deferred Maintenance Program Services Monthly Progress Report - April 2017



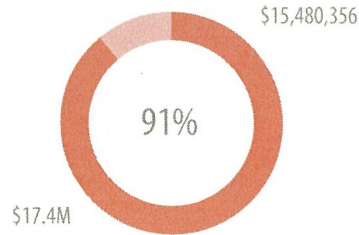
Report Contents

1. Overall Project Snapshot
2. Executive Summary - April 2017
3. Status of SAM Development
4. Issues and Resolutions
5. Project Outlook

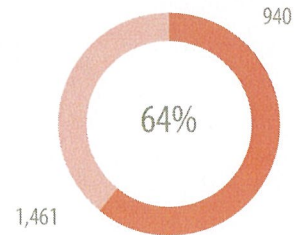
Overall Project Snapshot

Contract Start Date: 17 October 2014
 Contract End Date: 16 October 2018
 Maximum Contract Value: \$17,004,824
 Dollars Invoiced to Date: \$15,480,356

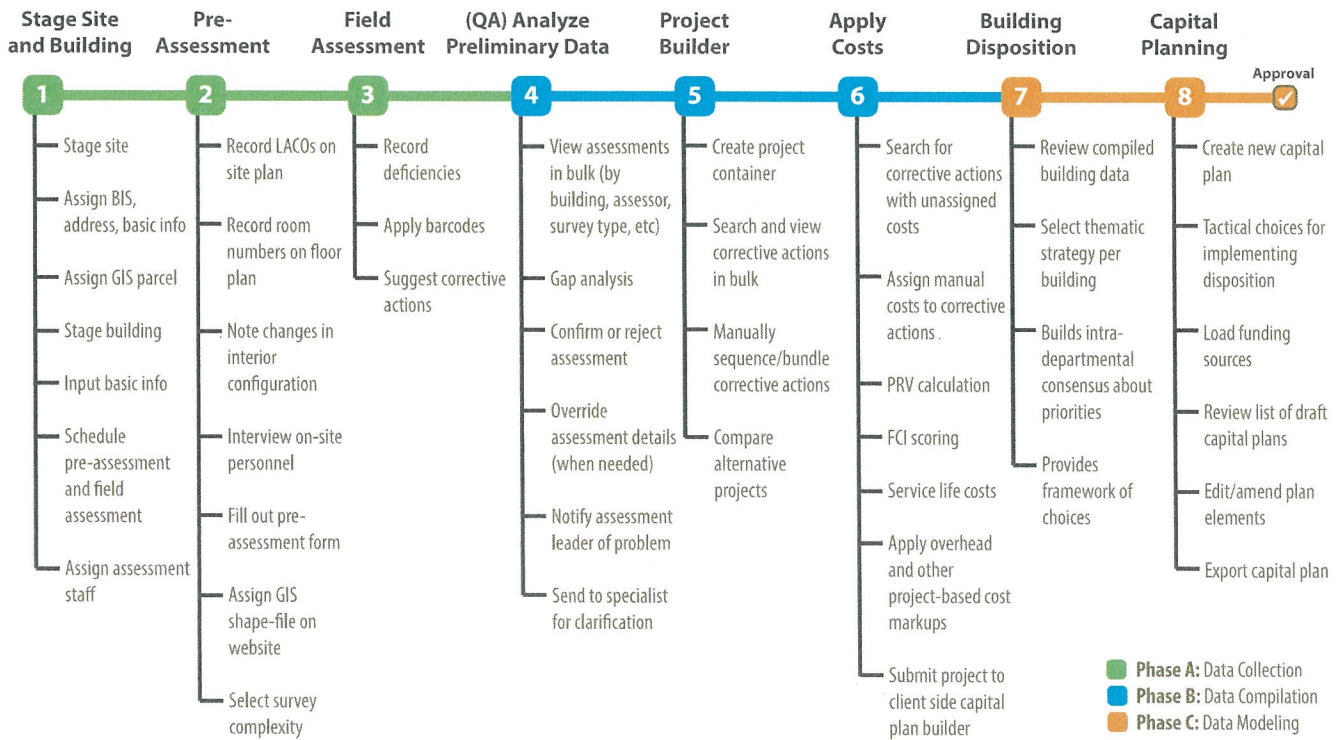
Invoiced Amount to Date




Time Elapsed (days)




Strategic Asset Management (SAM) Workflow




Phase A: Data Collection - 100%



Phase B: Data Compilation - 99%



Phase C: Data Modeling - 70%



Current Status of All Project Phases (Number of Buildings)

1) Staging:	8	4) Preliminary Analysis:	0	7) Capital Planning:	2,550
2) Pre-Assessment:	0	5) Project Building:	0		
3) Final Assessment:	0	6) Project Costing:	0		

Executive Summary - April 2017

Field assessments have been completed for Phase 2 of the County’s Deferred Maintenance Program. The reports for these sites are now available within the SAM website. In April, AECOM’s efforts have been transitioned from the release of building reports to assessing parking lot at Beaches and Harbors. The software to support the parking lot downstream data workflow continues being developed.

Summary of Deferred Maintenance Costs to Date

The County has requested an ongoing total estimate for the cost of corrective actions as part of this monthly project report. Currently, only buildings within the Project Approval phase have associated costs, which total about \$403 million. This figure is for approximately 2,558 buildings totaling 21.7 million gross square feet. Please note that these projects have not yet been formally approved by County project staff, and are for informational (non-budgetary) purposes only. Furthermore, cost estimates to replace building systems near the end of their service life are not included in the above figure. The service life expiration date and replacement costs that are recorded for each barcoded building system will be included as part of the total deferred maintenance cost in subsequent updates.

Status of Field Work

Field work for the buildings in Phase 2 has been completed. Additional County buildings that are identified for assessment will likely be assessed during Phase 3 of the Deferred Maintenance Program in 2017. At this time, formal agreement for that contract is pending. Currently, field work is underway for parking lots at Beaches and Harbors, which is expected to be completed in late May 2017.

Status of Project Builder Progress

Project Builder is currently SAM’s most sought-after set of data because of its precise repair recommendations and cost estimates. This step in the workflow is substantially complete. The reports for these projects can be accessed via the SAM website.

Status of SAM Report Releasing

Reports for each building are released on a rolling schedule, as the buildings complete each of the steps in the SAM workflow (see graphic). Departments can expect that once a building reaches the Capital Planning step, all of the reports associated with that individual building will be visible and available for download. The table on the following page identifies the reports that are made available when completing each workflow step.

General Schedule of Release of Building Reports

Workflow Step	Building Report Made Available
Step 1: Stage Site and Building	<ul style="list-style-type: none"> • Site and building name • Site address
Step 2: Pre-assessment	<ul style="list-style-type: none"> • Pre-assessment Report • PRV Report • Building System Service Life Report • FCI Deterioration Report
Step 3: Final Assessment	<ul style="list-style-type: none"> • Floor Plan Report
Step 4: Analyze Preliminary Data	<ul style="list-style-type: none"> • Deficiency Report • Barcoded Equipment Report
Step 5: Project Builder	<ul style="list-style-type: none"> • Project Priority data
Step 6: Project Costing	<ul style="list-style-type: none"> • Project Builder Report • Cost estimates for corrective projects
Step 7: Building Disposition (<i>forthcoming</i>)	<ul style="list-style-type: none"> • Building Disposition Report (<i>forthcoming</i>) • Summarized costs of intended actions
Step 8: Capital Planning (<i>forthcoming</i>)	<ul style="list-style-type: none"> • Capital Planning Report (<i>forthcoming</i>) • Summarized costs per year (<i>forthcoming</i>)

Status of SAM System

The SAM system has been continuously improved throughout Phase 2 of the Deferred Maintenance Program, with functionality extensions occurring on a near monthly basis. These improvements are outlined within the next two sections.

New Features

During April, development of the SAM system included minor functional improvements and bug fixes. The most notable new features developed during April pertain to correcting bugs within the Capital Planning interface and tweaking a quality control tool for building system summaries. From the end of April onwards the focus will be modest interfaces tweaks and eliminating minor bugs within the website. Other new features will likely be implemented as part of Phase 3.

Capital Planning

The Capital Planning interface has reached a mature draft state. Currently, users with this website role can assign building dispositions and create future capital plan scenarios.

Project Issues and Resolutions

It is understood that the various County departments will seek access to the SAM system and costing reports as they prepare budgets and projects for 2017 and beyond. It is strongly encouraged that these departments coordinate with their respective CEO analysts about accessing their building data. As more departments become aware of SAM, there will be issues regarding training and requests for further information. The project team would like to assist with the widespread adoption of the system, and will work with CEO about an efficient means of training various County stakeholders.

Project Outlook during Spring 2017

All work related to the original scope Phase 2 is expected to wrap up during spring 2017. Besides the full set of reports for over 2,500 buildings, the County can expect to see assessment data related to parking lots at Beaches and Harbors. Meanwhile, SAM training sessions will continue expeditiously to help support adoption of the SAM system. Finally, Phase 3 startup work is expected to commence during this time as well, but depends on final County approval.



County of Los Angeles CHIEF EXECUTIVE OFFICE

Kenneth Hahn Hall of Administration
500 West Temple Street, Room 713, Los Angeles, California 90012
(213) 974-1101
<http://ceo.lacounty.gov>

SACHI A. HAMAI
Chief Executive Officer

November 17, 2017

To: Supervisor Mark Ridley-Thomas, Chairman
Supervisor Hilda L. Solis
Supervisor Sheila Kuehl
Supervisor Janice Hahn
Supervisor Kathryn Barger

From: Sachi A. Hamai
Chief Executive Officer

Board of Supervisors
HILDA L. SOLIS
First District

MARK RIDLEY-THOMAS
Second District

SHEILA KUEHL
Third District

JANICE HAHN
Fourth District

KATHRYN BARGER
Fifth District

BUILDING CONDITION ASSESSMENTS AND ASSET MANAGEMENT DATABASE (ITEM NO. 10, AGENDA OF AUGUST 12, 2014) - THIRD QUARTER OF 2017

This is to update the status and progress of the Deferred Maintenance Building Condition Assessments and Asset Management Database for the third quarter of 2017.

FACILITY CONDITION ASSESSMENTS

As of July 2017, all field assessments were completed for the Phase II Project. Since the execution of the Phase III agreement in July, we have met with Health Services and the Sheriff's Department to coordinate assessment schedules, discuss assessment team protocols, including security clearances and health screenings. During these meetings, both departments were asked to identify a sample of buildings to perform a pilot study to ensure the scope of assessments will address deficiencies of systems and equipment specific to hospitals and jails. The pilot study assessments at the facilities identified by the two departments commenced in October. Overall completion of the Phase III scope of work, including building condition assessments and publishing of project and condition data reports for the Sheriff and Health facilities is anticipated by, or before, April 2019.

SAM IT Transfer

Coordination between Internal Services Department (ISD) and AECOM information technology staff for transfer of the Strategic Asset Management (SAM) database to ISD servers continued without issue. Based on successful launch and testing of a beta version of SAM on ISD servers, no critical issues/challenges with the final transition are anticipated.

Each Supervisor
November 17, 2017
Page 2

While AECOM performs and records Phase III Building Condition Assessments, the structure of the SAM database shall not be altered in order to avoid difficulties merging data collected in Phase III, with existing Phase II data.

SAM Training

During this quarter, training sessions continued for County staff that will perform new and/or follow-up assessments, and update information as deficiencies are fixed. The training materials have been posted on the SAM website, and are available for download and on-screen viewing.

Funding for ISD staff assessment teams, and deferred maintenance project implementation was approved as part of the Fiscal Year 2017-18 Supplemental Resolution. ISD staff have scheduled building condition assessments at several facilities, with AECOM shadowing the effort to further guide and support them.

Capital Planning Tools

The Capital Planning module of SAM was substantially completed in this quarter, including enhancements needed to support development of capital plans. The capital plans are scalable by checking or unchecking items on a menu of tasks, related to the scope of work required to repair building deficiencies, or to replace failing equipment and building systems. The goal is to engage departments in the development of departmental capital plans, to guide decisions for future building condition assessments and/or deferred maintenance projects.

For your reference, attached are the consultant's Monthly Progress Reports for July and August, and September.

Phase III Facility Condition Assessments Health and Sheriff Facilities

If you have any questions, please contact Brad Bolger at (213) 974-1360.

SAH:JJ:DPH
BMB:AMA:RB:gw

Attachments

c: Executive Office, Board of Supervisors
County Counsel
Health
Internal Services
Public Works
Sheriff



County of Los Angeles

Deferred Maintenance Program Services Monthly Progress Report - July 2017



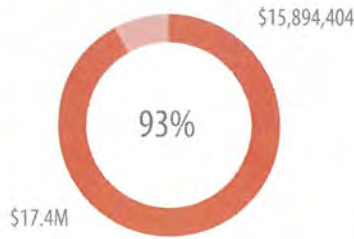
Report Contents

1. Overall Project Snapshot
2. Executive Summary - July 2017
3. Status of SAM Development
4. Issues and Resolutions
5. Project Outlook

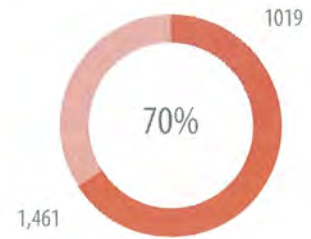
Overall Project Snapshot

Contract Start Date: 17 October 2014
 Contract End Date: 16 October 2018
 Maximum Contract Value: \$17,405,115
 Dollars Invoiced to Date: \$15,894,404

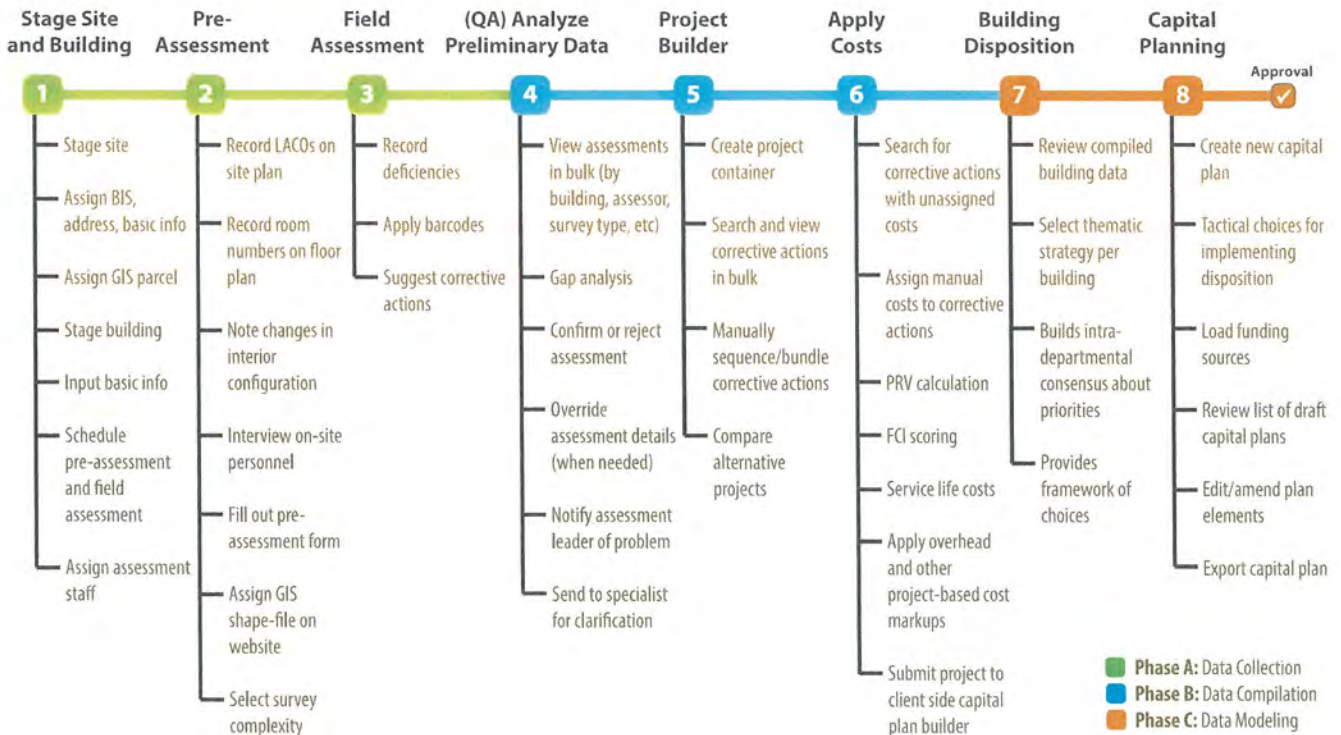
Invoiced Amount to Date



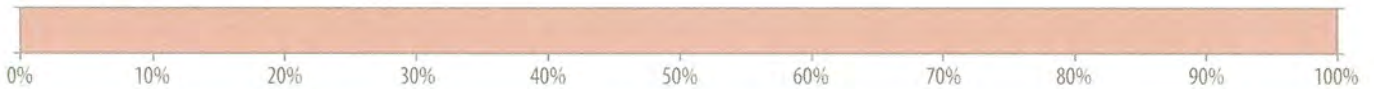
Time Elapsed (days)




Strategic Asset Management (SAM) Workflow




Phase A: Data Collection - 100%



Phase B: Data Compilation - 99%



Phase C: Data Modeling - 98%



Current Status of All Project Phases (Number of Buildings)

1) Staging:	8	4) Preliminary Analysis:	0	7) Capital Planning:	2,550
2) Pre-Assessment:	0	5) Project Building:	0		
3) Final Assessment:	0	6) Project Costing:	0		

Executive Summary - July 2017

Field assessments have been completed for Phase 2 of the County’s Deferred Maintenance Program. The reports for these sites are now available within the SAM website. In July, AECOM’s efforts have been focused on generating automatic reports from the parking lots assessments. The software to support reporting and user experience continues being developed. Meanwhile, the SAM training for select County staff continues. The transition of the SAM system to become a County-hosted application has begun with conference calls between project and County IT staff.

Summary of Deferred Maintenance Costs to Date

The County has requested an ongoing total estimate for the cost of corrective actions as part of this monthly project report. Only buildings that have completed the Project Approval phase have associated costs, which amount to about \$403 million. This figure is for approximately 2,558 buildings totaling 21.7 million gross square feet. Please note that these projects have not yet been formally approved by County project staff, and are for informational (non-budgetary) purposes only. Furthermore, cost estimates to replace building systems near the end of their service life are not included in the above figure. The service life expiration date and replacement costs that are recorded for each barcoded building system will be included as part of the total deferred maintenance cost in subsequent updates.

Status of Field Work

Field work for buildings and parking lots in Phase 2 is complete. Additional County buildings that are identified for assessment will likely be assessed during Phase 3 of the Deferred Maintenance Program in 2017. At this time, formal agreement for that contract is pending. Presently, there is no active or scheduled field work.

Status of Project Builder Progress

Project Builder is currently SAM’s most sought-after set of data because of its precise repair recommendations and cost estimates. This step in the workflow is substantially complete. The reports for these projects can be accessed via the SAM website.

Status of SAM Report Releasing

Reports for each building are released on a rolling schedule, as the buildings complete each of the steps in the SAM workflow (see graphic on previous page). Departments can expect that once a building reaches the Capital Planning step, all of the reports associated with that individual building will be visible and available for download. The table on the following page identifies the reports that are generally made available when completing each workflow step.

General Schedule: Release of Building Reports

Workflow Step	Building Report Made Available
Step 1: Stage Site and Building	<ul style="list-style-type: none"> • Site and building name • Site address
Step 2: Pre-assessment	<ul style="list-style-type: none"> • Pre-assessment Report • PRV Report • Building System Service Life Report • FCI Deterioration Report
Step 3: Final Assessment	<ul style="list-style-type: none"> • Floor Plan Report
Step 4: Analyze Preliminary Data	<ul style="list-style-type: none"> • Deficiency Report • Barcoded Equipment Report
Step 5: Project Builder	<ul style="list-style-type: none"> • Project Priority data
Step 6: Project Costing	<ul style="list-style-type: none"> • Project Builder Report • Cost estimates for corrective projects
Step 7: Building Disposition	<ul style="list-style-type: none"> • Building Disposition Report • Summarized costs of intended actions
Step 8: Capital Planning	<ul style="list-style-type: none"> • Capital Planning Report • Summarized costs per year

Status of SAM System

The SAM system has been continuously improved throughout Phase 2 of the Deferred Maintenance Program, with functionality extensions occurring on a near monthly basis. These improvements are outlined within the next two sections.

New Features

As in recent months, development of the SAM system included minor functional improvements and bug fixes. The most notable developments during July were back-end logic for the parking lot data workflow. For example, pavement distresses were indexed to calculate pavement condition index (PCI). In addition, reference photos were added to the quality-check interface, promoting greater consistency for future parking lot assessments.

Certain data reports are intermittently exported to Excel, allowing for the County to perform ad-hoc analysis. These analyses often become the basis for more formalized statistics directly within the SAM website.

Transition of SAM

The County intends to take full ownership of the SAM website, which involves being able to self-perform on all steps of its workflow. In preparation for this change in responsibilities, classroom-setting training courses are being conducted with select County employees. During the month of July, a training session was held for Volume 3 of the SAM Handbook. In addition, Volumes 4 and 5 were issued to the County.

This month, the County has requested a slight modification to the training handbook schedule. The Volume 9 handbook (parking lots) will be delivered prior to Volumes 7 and 8. The corresponding training sessions will likewise follow the same sequence.

Training of County Staff

The County intends to take full ownership of the SAM website, which involves being able to self-perform on all steps of its workflow. In preparation for this change in responsibilities, classroom-setting training courses are being conducted with select County employees. During the month of July, a training session was held for Volume 3 of the SAM Handbook. In addition, Volumes 4 and 5 were issued to the County.

SAM Handbook Volume	Expected Date of Volume Delivery
Volume 1 – Overview and Read-only	5/10/2017 <i>(delivered)</i>
Volume 2 – Staging and Pre-assessment	5/26/2017 <i>(delivered)</i>
Volume 3 – Field Assessments	6/15/2017 <i>(delivered)</i>
Volume 4 – Quality Checks	6/29/2017 <i>(delivered)</i>
Volume 5 – Project Builder	7/20/2017 <i>(delivered)</i>
Volume 6 – Cost Estimation	8/4/2017 <i>(delivered)</i>
Volume 9 – Parking Lots	8/31/2017
Volume 7 – Building Disp./Capital Planning	9/15/2017
Volume 8 – User Admin and Governor	9/22/2017

Project Issues and Resolutions

In the future, various County departments will seek access to the SAM system and costing reports as they prepare budgets and projects for 2018 and beyond. It is strongly encouraged that these departments coordinate with their respective CEO analysts about accessing and interpreting their building data. As more departments become aware of SAM, there will be issues regarding training and requests for further information. The project team would like to assist with the widespread adoption of the system, and will work with CEO about an efficient means of training various County stakeholders. Fluently interpreting reports is likely to be an ongoing issue as new departments gain access to SAM.

Project Outlook during Summer 2017

Nearly all work related to the original scope Phase 2 is substantially complete. However, certain tasks remain related to the supplemental agreement, such as training. Besides the full set of reports for over 2,500 buildings, the County can expect to see assessment data related to parking lots at Beaches and Harbors. Meanwhile, SAM training sessions will continue expeditiously to help support adoption of the SAM system. The project team will continue to coordinate with ISD's IT staff to support SAM becoming self-hosted. Finally, Phase 3 startup work is expected to commence during this time as well. The first steps for Phase 3 will include kick-off meetings with CEO, Sheriff and Health Services.



County of Los Angeles

Deferred Maintenance Program Services
Monthly Progress Report - August 2017



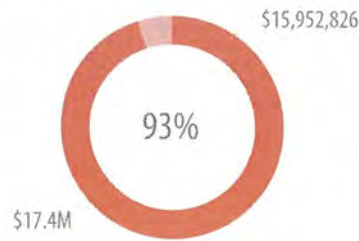
Report Contents

1. Overall Project Snapshot
2. Executive Summary - August 2017
3. Status of SAM Development
4. Issues and Resolutions
5. Project Outlook

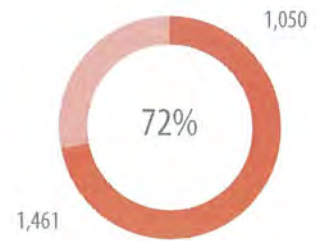
Overall Project Snapshot

Contract Start Date: 17 October 2014
 Contract End Date: 16 October 2018
 Maximum Contract Value: \$17,405,115
 Dollars Invoiced to Date: \$15,952,826

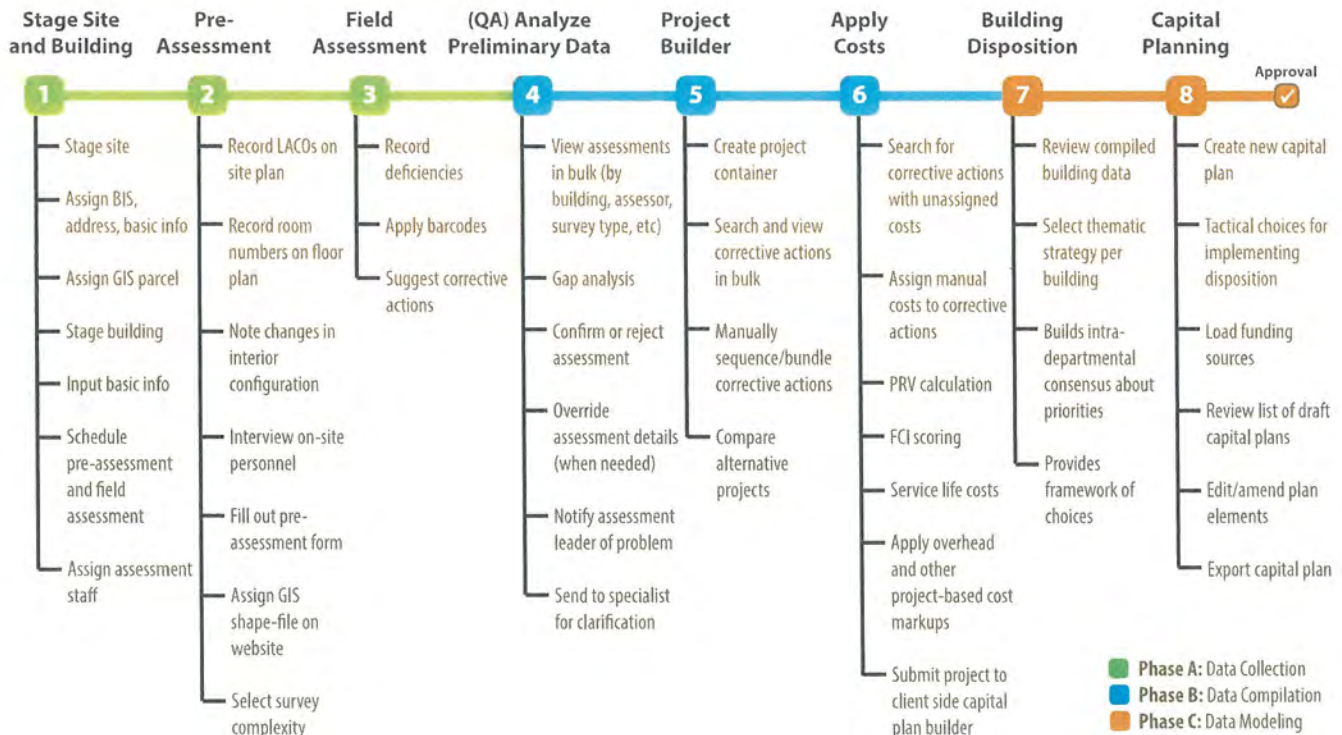
Invoiced Amount to Date




Time Elapsed (days)



Strategic Asset Management (SAM) Workflow



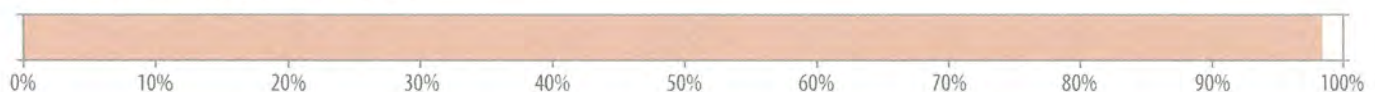
Phase A: Data Collection - 100%



Phase B: Data Compilation - 99%



Phase C: Data Modeling - 98%



Current Status of All Project Phases (Number of Buildings)

1) Staging:	8	4) Preliminary Analysis:	0	7) Capital Planning:	2,550
2) Pre-Assessment:	0	5) Project Building:	0		
3) Final Assessment:	0	6) Project Costing:	0		

Executive Summary - August 2017

Field assessments have been completed for Phase 2 of the County’s Deferred Maintenance Program. The reports for these sites are now available within the SAM website. In August, AECOM has continued to develop the SAM application for parking lot assessments, while making minor usability improvements to the SAM system to enhance user experience and reporting functionalities. Meanwhile, the SAM training for select County staff continues. The transition of the SAM system to become a County-hosted application began in late May with conference calls between project and County IT staff.

Summary of Deferred Maintenance Costs to Date

The County has requested an ongoing total estimate for the cost of corrective actions as part of this monthly project report. Only buildings that have completed the Project Approval phase have associated costs, which amount to about \$403 million. This figure is for approximately 2,558 buildings totaling 21.7 million gross square feet. Please note that these projects have not yet been formally approved by County project staff, and are for informational (non-budgetary) purposes only. Furthermore, cost estimates to replace building systems near the end of their service life are not included in the above figure. The service life expiration date and replacement costs that are recorded for each barcoded building system will be included as part of the total deferred maintenance cost in subsequent updates.

Status of Field Work

Presently, there is no active or scheduled Phase 2 field work being conducted by AECOM staff. AECOM is presently working on a set of field training and shadowing protocols to address the field work that ISD wishes to begin performing in 2017/2018. Additional County buildings that are identified for assessment will likely be assessed during Phase 3 of the Deferred Maintenance Program in 2017. Preparations are being made to begin pilot pre-assessments. Currently, the field teams are various the various immunizations and security requirements of Health Services and the Sheriff’s Department.

Status of Project Builder Progress

Project Builder is currently SAM’s most sought-after set of data because of its precise repair recommendations and cost estimates. This step in the workflow is substantially complete. The reports for these projects can be accessed via the SAM website.

Status of SAM Report Releasing

Reports for each building have been released on a rolling schedule, as the buildings complete each of the steps in the SAM workflow (see graphic on previous page). Departments can expect that once a building reaches the Capital Planning step, all of the reports associated with that individual building will be visible and available for download. The table on the following page identifies the reports that are generally made available when completing each workflow step.

General Schedule: Release of Building Reports

Workflow Step	Building Report Made Available
Step 1: Stage Site and Building	<ul style="list-style-type: none"> • Site and building name • Site address
Step 2: Pre-assessment	<ul style="list-style-type: none"> • Pre-assessment Report • PRV Report • Building System Service Life Report • FCI Deterioration Report
Step 3: Final Assessment	<ul style="list-style-type: none"> • Floor Plan Report
Step 4: Analyze Preliminary Data	<ul style="list-style-type: none"> • Deficiency Report • Barcoded Equipment Report
Step 5: Project Builder	<ul style="list-style-type: none"> • Project Priority data
Step 6: Project Costing	<ul style="list-style-type: none"> • Project Builder Report • Cost estimates for corrective projects
Step 7: Building Disposition	<ul style="list-style-type: none"> • Building Disposition Report • Summarized costs of intended actions
Step 8: Capital Planning	<ul style="list-style-type: none"> • Capital Planning Report • Summarized costs per year

Status of SAM System

The SAM system has been continuously improved throughout Phase 2 of the Deferred Maintenance Program, with functionality extensions occurring on a near monthly basis. These improvements are outlined within the next two sub-sections.

New Features

As in recent months, development of the SAM system included minor functional improvements and bug fixes. The most notable developments during July were back-end logic for the parking lot data workflow. For example, adjustments were made to allow pavement distresses to appear alongside site deficiencies in project builder. On the website's front end, additional hyperlinks were added to help users more easily access project builder reports.

Transition of SAM

Los Angeles County intends to host the SAM system and manage the applications. Starting in late May, a series of conference calls have taken place between the IT staff of the project team and ISD's IT staff. These conversations have led to the development of a strategy for code transfer, testing and deployment. Ongoing communication is expected to continue throughout 2017. Memos sent via email document specific decisions.

For Phase 3, it is anticipated that AECOM will maintain a separate production instance of the SAM system to both conduct field work and continue implementing improvements to the system. It is imperative that the ISD instance of the website is not functionally changed by ISD staff once migrated over. Changing any of the structure or function of the website will make the migration of data and new features difficult or impossible, and greatly increase the time and cost of transferring Phase 3 data over to the County. Utilizing the ISD instance of the website to conduct assessment, QAQC, project builder, etc, is acceptable, and will not impact the migration process at the end of Phase 3.

Training of County Staff

The County intends to host the SAM System and manage the applications. Starting in late May, a series of conference calls have taken place between the IT staff of the project team and ISD's IT staff. These conversations have led to the development of a strategy for code transfer, testing and deployment. Ongoing communication is expected to continue throughout 2017. Memos sent via email document specific decisions.

SAM Handbook Volume	Expected Date of Volume Delivery
Volume 1 – Overview and Read-only	5/10/2017 <i>(delivered)</i>
Volume 2 – Staging and Pre-assessment	5/26/2017 <i>(delivered)</i>
Volume 3 – Field Assessments	6/15/2017 <i>(delivered)</i>
Volume 4 – Quality Checks	6/29/2017 <i>(delivered)</i>
Volume 5 – Project Builder	7/20/2017 <i>(delivered)</i>
Volume 6 – Cost Estimation	8/4/2017 <i>(delivered)</i>
Volume 7 – Building Disp./Capital Planning	9/5/2017 <i>(delivered)</i>
Volume 8 – User Admin and Governor	9/29/2017
Volume 9 – Parking Lots	9/7/2017 <i>(delivered)</i>

For Phase 3, it is anticipated that AECOM will maintain a separate production instance of the SAM System to both conduct field work and continue implementing improvements to the system. It is imperative that the ISD instance of the website and database not functionally changed by ISD staff once migrated over. Changing any of the structure or function of the website will make the migration of data and new features difficult or impossible, greatly increase the time and cost of transferring Phase 3 data over to the County, and cause confusion among the reports. Utilizing the ISD instance of the SAM System to conduct assessment, QAQC, project builder, etc. is acceptable, and will not impact the migration process at the end of Phase 3.

Project Issues and Resolutions

In the future, various County departments will seek access to the SAM system and costing reports as they prepare budgets and projects for 2018 and beyond. It is strongly encouraged that these departments coordinate with their respective CEO analysts about accessing and interpreting their building data. As more departments become aware of SAM, there will be issues regarding training and requests for further information. The project team would like to assist with the widespread adoption of the system, and will work with CEO about an efficient means of training various County stakeholders. Fluently interpreting reports is likely to be an ongoing issue as new departments gain access to SAM.

Throughout August, various County departments have used the SAM system to assess buildings and record barcoded equipment. As widespread adoption of the SAM system continues, it is important that data quality is ensured through a rigorous QA/AC process and regular communication is maintained between County staff and quality checkers.

Project Outlook during Autumn 2017

Nearly all work related to the original scope Phase 2 is substantially complete. However, certain tasks remain related to the supplemental agreement, such as training. Besides the full set of reports for over 2,500 buildings, the County can expect to see assessment data related to parking lots at Beaches and Harbors. Meanwhile, SAM training sessions will continue expeditiously to help support adoption of the SAM system. The project team will continue to coordinate with ISD's IT staff to support SAM becoming self-hosted. Finally, Phase 3 startup work is expected to commence during this time as well. Kick off meetings with CEO, Sheriff and Health Services have taken place and pilot assessments are expected to take place in the next month.



County of Los Angeles

Deferred Maintenance Program Services

Executive Summary Final Draft Report - September 2017



Contents

- 1) Glossary of Terms
- 2) Executive Summary
- 3) Introduction
- 4) Summary of Key Data
- 5) Summary of SAM System
- 6) Training/Handover Plan
- 7) Capital Planning Process
- 8) Potential Additional Uses of Data
- 9) Recommended Next Steps

Contents

1	Glossary of Terms	5
2	Executive Summary	7
3	Introduction	8
3.1	Purpose of the Program	8
3.2	Scope of the Program.....	8
3.2.1	Phase I: Pilot Program (2012-2013)	8
3.2.2	Phase II: Primary Program (2014-2017).....	8
3.2.3	Phase II: Transitional Support (2017-present)	8
3.2.4	Phase III (2017-2019)	8
3.3	Key County Participants	9
3.4	Project Issues and Resolutions.....	9
3.4.1	Real Estate Records	9
3.4.2	Floor Plans	9
3.4.3	Escorts.....	9
3.4.4	Training	9
4	Summary of Key Data	10
4.1	Buildings.....	10
4.1.1	Portfolio-Wide Forecasts	10
4.1.2	By District.....	13
4.1.3	By Department.....	15
4.1.4	By Building Type.....	17
4.1.5	Implementation Projects	19
4.1.6	System Service Life	21
4.1.7	Critical Deficiencies.....	22
4.1.8	Equipment	24
4.2	Parking Lots.....	25
4.2.1	Pavement Distresses.....	25
4.2.2	Implementation Projects	25
5	Summary of Strategic Asset Management (SAM) System	26
5.1	Reporting Website	26
5.1.1	Features and Abilities	26
5.2	Data Collection iOS App	26
6	Training/Handover Plan.....	27
6.1	Handbook Volumes.....	27
6.1.1	Volume 1 – Overview and Read-only.....	27

6.1.2	Volume 2 – Staging and Pre-assessment	27
6.1.3	Volume 3 – Field Assessments.....	27
6.1.4	Volume 4 – Quality Checks	27
6.1.5	Volume 5 – Project Builder	27
6.1.6	Volume 6 – Cost Estimation.....	27
6.1.7	Volume 7 – Building Disposition and Capital Planning	27
6.1.8	Volume 8 – User Admin and Governor.....	28
6.1.9	Volume 9 –Parking Lots	28
6.2	Handbook Volume Delivery and Training Schedule	28
6.3	Handover Processes	28
7	Capital Planning Process	29
7.1	Suggested Workflow: Goals, strategies, tactics, execution.....	29
7.2	Develop consistent Capital Plans for each Department.....	29
7.2.1	Basic Macro-Level Data for all Departments	29
7.2.2	Hypothetical Scenario: Metric-based Goals for Beaches and Harbors	30
7.2.3	Defining Standard Performance Metrics per Building Type	30
7.2.4	Suggested Building Type-based Metrics	30
7.2.5	Summary of Metric-based Goals	32
8	Potential Additional Uses for Data	33
8.1	Populating other systems in the County (CAMPS, GIS, etc).....	33
8.2	Creating Annual Budgetary Priorities by Department	33
8.3	Setup for Future Assessments.....	33
9	Recommended Next Steps	34
9.1	Departmental Master Plans	34
9.2	Identify alternative funding sources to address deferred maintenance.....	34
9.3	Widespread adoption of SAM throughout various departments	34
9.4	Long-term upkeep of building data.....	34

1 Glossary of Terms

BIS: For the purposes of the Deferred Maintenance Program, BIS is the County's numeric identifier for sites.

Building System: Interconnected components, worth a nominal monetary value and an expected service life, that physically comprise each building.

Capital Planning Actions: A series of planning strategies for buildings that can be selected in the SAM System:

Close: This disposition represents the lowest short-term cost option. This choice may be selected when the County chooses to avoid substantial deferred maintenance, yet relocating operations is feasible.

Rehabilitation: This disposition scheme uses Project Builder costs exactly as they have been manually set up--correcting deficiencies along with the necessary associated actions. Rehabilitate represents the medium price tier. Depending on the scope of the individual project, this scheme may occasionally improve a building's FCI score or service life budget projections.

Recapitalization: This scheme pulls costs from the initial cost spike (flagged systems) in the Service Life report. This is an aggressive scheme that replaces whole building systems that are either beyond their useful life or in poor condition. This is the most expensive option. However, this scheme directly improves a building's FCI score and service life budget projections, which in turn increases building performance and extends the building's service life. In general, this scheme is appropriate for highly strategic, mission-critical or high profile historic buildings.

Sustainment: Using the Project Builder costs as a base, this scheme subtracts out medium and low deficiency-related elements, leaving only the critical- and high-related dependencies. Sustainment represents the most conservative disposition strategy in terms of cost, but also yields the lowest overall building improvement. This option does not affect a building's FCI score or service life forecasts.

Equipment: Various mechanical, electrical, plumbing and fire protection components which were barcoded during the Deferred Maintenance Program Workflow. Also known as fixed assets.

FCI: Facility Condition Index is a ratio of dollars, based on the monetary value of building systems, that ranges from 0.00 (best) to 1.00 (worst).

GIS: Geographic Information Systems are a combination of computer software and hardware systems that enable users to capture, store, analyze and manage spatially referenced data.

LACO: A four-digit, alphanumeric identifying code for a specific building, which are officially issued by Los Angeles County.

Pre-assessment: A field team visit prior to the full building assessment that catalogs high-level building information and documents the presence and condition of building systems. This data aids in querying, classifying and forecasting efforts.

Project Builder: The activity of bundling deficiencies into modular, implementable, cost-estimated scopes of work.

PRV: Present Replacement Value is a common metric in the master planning profession that refers to the amount that an entity would have to pay to replace an asset at the present time, like-for-like, according to its current worth.

SAM Snap: A lightweight, read-only SAM app in iOS that allows users to look up equipment data on iPhones.

SAM Survey: The SAM Survey app is a modular, electronic data collection system, which is part of AECOM's Strategic Asset Management system. This app is used for the field work in assessing buildings and parking lots.

SAM System: Strategic Asset Management (SAM) suite is the main software product of the County's Deferred Maintenance Program, comprising mobile applications, website and database.

Service Life: Refers to the average expected useful life (reference service life) of a building system or individual component.

Working Data: A section of the SAM website that allows for the manipulation of data which was collected in the field.

2 Executive Summary

Phase II of the Deferred Maintenance Program was Los Angeles County's most comprehensive building assessment effort in its history. The overall results of the program confirm much of what was suspected from the outset: that a significant percentage of the County's buildings are beyond their original design life, which in turn contain building systems beyond their service life.

Many governmental agencies are experiencing similar problems with expiring assets. Overall, the trend is the result of persistent under-investments in maintaining buildings and other assets. Elsewhere, this under-investment has manifested itself as a reduction in manpower and overall maintenance dollars. It is speculated that many governmental agencies are experiencing these problems, in part, due to the proliferation of construction projects in the 1960s and 1970s (including Los Angeles County); much of the construction projects (buildings) from this era have reached or are reaching the end of their useful lives.

Best practices suggest that for all existing and new buildings, a certain portion of the asset's value, at least 2%, be set aside each year for long-term capital expenditures. In the years this money is not needed, these capital funds should be saved and carried over for when certain expensive building systems expire. The timely replacement of a system would enjoy the benefit of avoiding cascading damage, as one failed system (such as a roof surface) impacts others. For perspective, this report outlines the overall estimated costs for correcting deficiencies and replacing building systems, \$400M and \$4.4B respectively. These figures are forecasted to rise dramatically in the future as additional building systems reach the end of their lives.

This report puts forward high-level summarized statistics about the County's building portfolio so that decision makers may gain a better grasp of their properties. These statistics aim to highlight meaningful insight into which building types need funding and attention. Two key areas of focus, in general, are roofing and HVAC systems. It is worth noting however, that while the findings suggest the types of remediation work that can be performed, it is up to the County to prioritize the sequence of remediation actions based on its future vision and political priorities. In some cases, the most prudent solution may be replacing certain buildings rather than attempting rehabilitation.

Among the numerous factors that determine the best course of action going forward, two were not part of the Deferred Maintenance Program scope: performance requirements for each department and payback costs for design alternatives. This executive summary puts forward suggestions for performance metrics, while payback costs are already part of the County's considerations for refurbishments. It is expected that in many cases, these refurbishment requests will ultimately save the County money in decreased utility costs.

3 Introduction

This section of the report outlines the purpose and structure of the Deferred Maintenance Program, along with the key stakeholders and various aspects of the workflow.

3.1 Purpose of the Program

The goal of the Deferred Maintenance Program Management Services is to provide a rational basis for planning, funding and implementing regular and periodic repair and/or replacement of building systems and components for identified County-owned facilities. The objectives of the formalized program included:

- Extended useful lives for County-owned facilities
- Avoidance of costly and disruptive emergency repairs
- Reduced potential for accidents due to failed building systems
- Increased efficiency in building operations
- Increased predictability in maintenance budgetary requirements

3.2 Scope of the Program

In November 2011, Los Angeles County solicited an RFP for the Deferred Maintenance Pilot Program, for which AECOM was selected. AECOM was originally tasked with providing facility condition assessment (FCA) and capital planning services for 1,156 government-owned buildings within Los Angeles County. Eventually the number of buildings grew to more than 2,500, covering over 21 million square feet in the greater Los Angeles area. AECOM worked with two dozen County departments to assess over 40 building types.

3.2.1 Phase I: Pilot Program (2012-2013)

In mid-2012, the first phase of work took the form of a pilot study for five buildings that were representative of the County's building portfolio. In 2013, this pilot phase of work was completed. Deliverables took the form of written reports, along with photos that documented deficiencies found within each of the buildings. The pilot phase set the general approach and reporting scheme for the larger, future phase of work.

3.2.2 Phase II: Primary Program (2014-2017)

In October 2014, Los Angeles County and AECOM signed a contract to commence Phase 2 of the Deferred Maintenance Program. Phase 2 was originally scoped to include 21 million square feet across approximately 900 buildings. Before the assessments began in February 2015, the scope was expanded to 24 million square feet across 1,200 buildings. During the course of assessments, the exact scope of buildings and square footages were further expanded as previously unrecorded buildings were discovered. Despite unexpectedly encountering hundreds of additional buildings, AECOM was able to complete field work more than five months ahead of schedule. During this phase the SAM System was developed into its current state, making substantial improvements based on Phase I.

3.2.3 Phase II: Transitional Support (2017-present)

In September 2016, a contract amendment was signed that introduced select non-building assets into the program. Parking lots were the first of these non-building assets to be assessed within the SAM System. This inclusion of other asset types represents a major development in the Deferred Maintenance Program's scope as well as the County's ability to track its physical assets. The contract amendment also allows AECOM to provide on-call support for the County's full adoption of the SAM system for up to five years.

3.2.4 Phase III (2017-2019)

In August 2016, Los Angeles County issued an RFP to extend the Deferred Maintenance Program to the Sheriff's Department and Health Services Department. This work kicked off in August 2017, and is expected to take 24 months to complete. The process and products of Phase III will utilize the SAM System and thus closely resemble Phase II.

3.3 Key County Participants

The process has been managed by the office of the CEO, with strong participation from the Internal Service Department. In addition, each of the 22 departments surveyed provided key points of contact who assisted with gaining building access, floorplans and relaying critical information about the facilities.

3.4 Project Issues and Resolutions

The program successfully assessed over 2,500 and delivered reports about each one. However, as with any complex project, certain project-related issues arose and were solved along the way. This section highlights the most common and persistent themes.

3.4.1 Real Estate Records

The County's lack of an updated real estate records created some confusion about the scope of work. However, the names and identifying numbers were found through a number of alternate sources—especially with the assistance of ISD. It is expected that the SAM System can serve as the County's de facto real estate record system for the foreseeable future, until a stand-alone system is brought online.

3.4.2 Floor Plans

Floor plans were essential to conducting the field work and interpreting the findings. However, floor plan records could not be found for nearly half of the buildings prior to the assessment. Once again ISD exerted a tremendous effort in finding and scanning the floor plans that were found. Their work is greatly appreciated. The SAM System now may serve as the de facto electronic repository for architectural floor plans. Phase 3 will likely experience gaps in floor plan records, but this is an issue that can be overcome.

3.4.3 Escorts

County escorts were invaluable resources during the Deferred Maintenance Program. They provided both access to locked spaces and insight into each building's history. Most departments made good-faith efforts to accommodate this need. The more escorts, the better the assessment, especially in facilities with security protocols. ISD's staff augmented as escorts and helped provide a communication bridge to find additional ones.

3.4.4 Training

The SAM System was designed to make a complex data product simple and usable for non-technical users. Nevertheless, County users will greatly benefit from introductory training, which will aid in understanding the reports and statistics that are downloaded. Other County staff are being trained to assess buildings themselves in the future. To augment this, AECOM has provided a SAM System Handbook that comprises nine volumes.

4 Summary of Key Data

This section outlines key findings of both buildings and parking lots, which were the primary focus of the program.

4.1 Buildings

The Deferred Maintenance Program was principally a buildings-based exercise. This section describes buildings in terms of age, facility condition index, present replacement value, square footage, among others.

4.1.1 Portfolio-Wide Forecasts

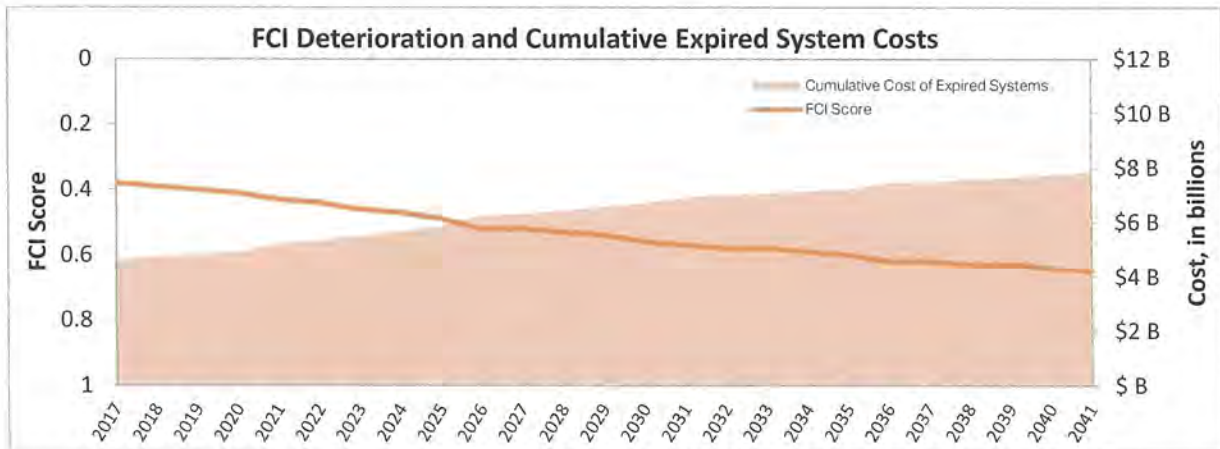
A variety of portfolio-wide forecasting reports were generated to compare building-, system-, and equipment-level metrics. These reports make it possible to observe data on all of the buildings within the County's portfolio concurrently, and are useful for extracting high-level observations about the overall conditions of the County's buildings.

4.1.1.1 Facility Condition Index Forecasts

Every building within the Deferred Maintenance Program received a Facility Condition Index, or FCI, indicates an overall general condition. The score ranges from 0 to 1, with a score of 0.0 given to buildings in perfect condition, and a score of 1.0 given to those in the worst possible condition. These FCI scores are a ratio of the costs of a building's expired systems over the building's overall present replacement value. There are three FCI forecasting reports that are generated within the website. These reports are described below.

Aggregate FCI Deterioration

The Aggregate FCI Deterioration report forecasts the level of deterioration the County's portfolio of buildings will undergo over time. For every year, the Aggregate Facility Condition Index deteriorates slightly as the number of expired systems across all buildings grows. There is also a forecasted cost for the additional expired systems every year.




This forecast shows the projected FCI and cumulative costs if no recapitalization projects take place. The current aggregate FCI for all of the buildings is 0.38, but it is projected that by 2026 the cumulative FCI will be over 0.5 and the cumulative cost of expired systems will escalate by \$1.6 billion—a significant value over a nine-year period. In order to avoid this escalation, the County would need to dedicate persistent funding to capital expenditures to replace or ‘recapitalize’ these overall building systems—a larger investment than fixing deficiencies, but one that will help avoid emergency repairs, reduce operational costs and increase the lifespan of the building.

FCI versus Building Age

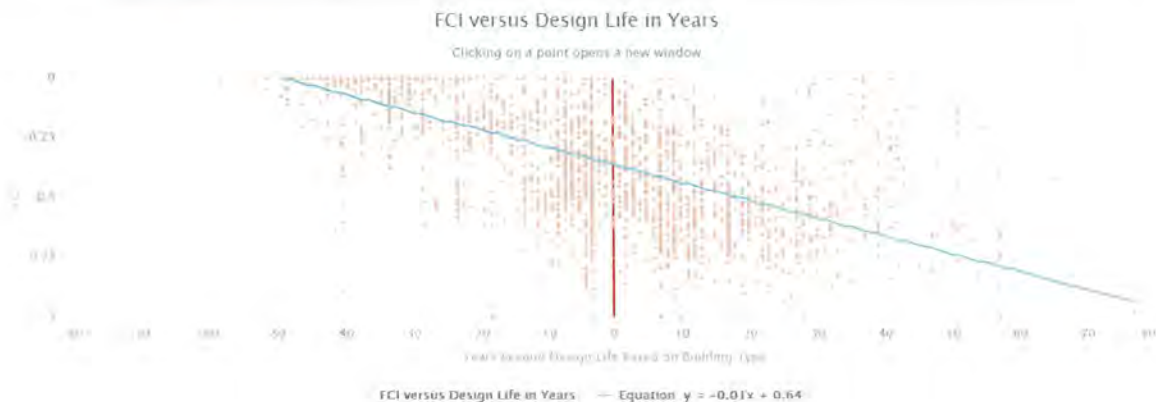
The FCI versus Building Age forecast is a scatter plot which shows the correlation between a building's age and its FCI score. The trend line depicts a fairly linear relationship between a building's age and its FCI, with FCI deteriorating steadily as a building ages. The scatter plot below is generally consistent with what is expected, as

the majority of the buildings cluster around the blue line. The outliers consist mainly of well-maintained historic buildings, such as the Bob Hope Patriotic Hall, the Hall of Justice, and the Natural History Museum. An idealized result would be all buildings clustering at or slightly above the blue line- that would indicate maintenance that has been right-sized, especially for aging buildings that may be functionally obsolete. The scatter plot shown below for the County's portfolio is mixed, indicating a variety of maintenance regimes. One area of interest is the collection of buildings in the lower left-hand quadrant, which are relatively new but have poor FCI scores. Those buildings should be investigated to see why they are deteriorating more quickly than would be expected.



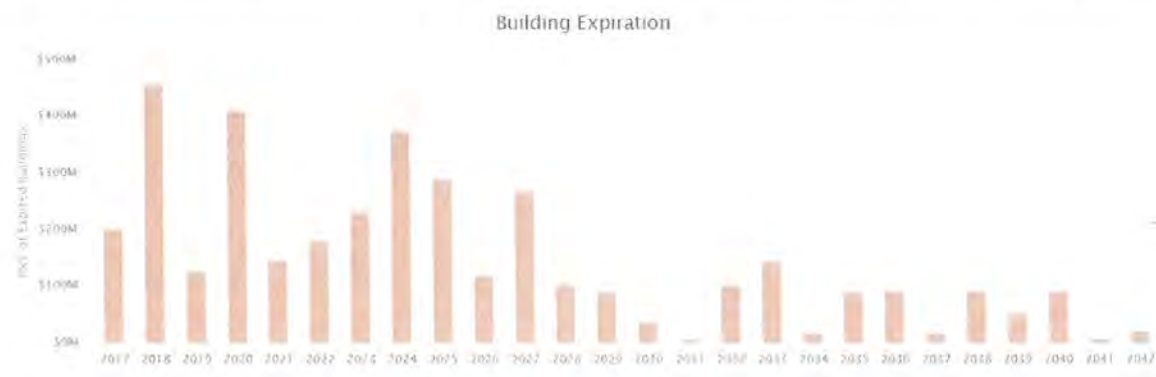
FCI versus Design Life in Years

The FCI versus Design Life Forecast normalizes the building expiration year and depicts how many years past expiration each building is. As different building types have different life expectancies, this chart shows a more nuanced relationship between a building's age and its Facility Condition Index. All the buildings on the right side of the "zero" line have passed their expected design life. As a result, the County should expect increased annual operational expenditures per year compared to buildings on the left half of the chart. Many of these buildings have already had their useful life extended; it's up to the County to decide whether these buildings still meet each department's modern performance requirements. Nationwide, numerous municipalities are grappling with the decision of how much they should continue to invest into buildings that are functionally obsolete, and may be difficult/impossible to bring up to modern standards. Half the buildings in the County's portfolio are already beyond their useful life, and will require increasingly aggressive intervention to stay operational.



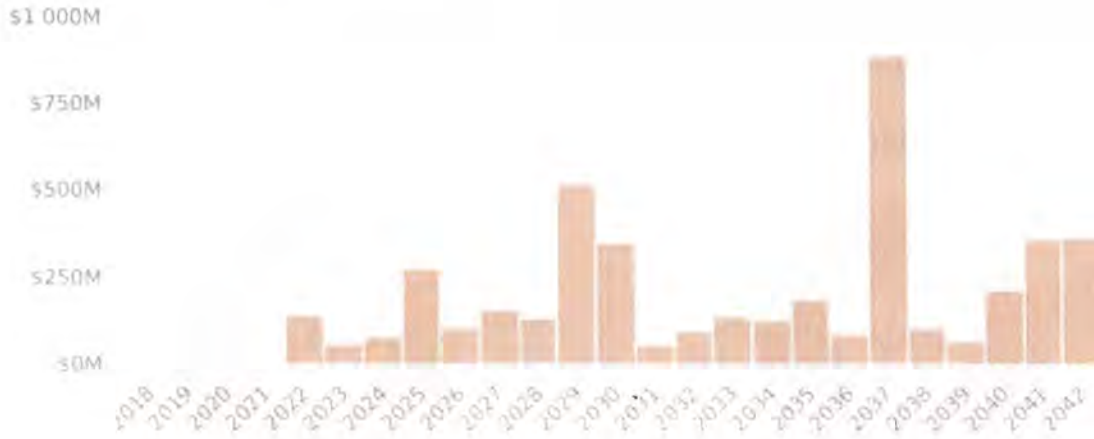
4.1.1.2 Building Expiration Forecasts

In the Building Expiration Forecasts, the overall building expiration year is forecasted for every building. This expiration year is based on the building's use type and the projected design lifespan for that particular use type. In this forecast, the number of buildings expiring every year is listed, along with the cumulative PRV of those buildings. This forecast is available on a per-year basis, or as a multi-year forecast. The clustered distribution of the building expiration forecasts below is indicative of many of the County's buildings being constructed between 1950 and 1970. Many County-owned buildings (1,285) were constructed during this era, which is slightly more than half of the total surveyed. The types of issues typically observed with buildings from this timeframe include: Lead paint, asbestos tile, glue and insulation, lack of energy-efficiency via modern insulation, non-compliance with current structural, accessibility and life safety standards, and lack of collaborative, technology-friendly workspaces. These facts pose challenges to maintenance and renovation that may increase costs to a level, where replacement is a more desirable option, due to reasonable payback thresholds from energy savings and reduced operational costs.



4.1.1.3 System Service Life Forecasts

The System Service Life Forecast aggregates data on all building systems, such as their installation year, department, and costs, and projects the value of expiring systems for every upcoming year by department and by system. The total cost of all the currently expired systems has been attributed to 2017. The current total of expired systems is estimated at \$4.4 billion.



These forecasts are projected for twenty-five years into the future. Observing the overall projection shows that the value of expiring systems is extremely high in 2037 and is estimated at \$890 million, as a large number of HVAC systems will reach the end of their service lives. Having this information will allow the County to embark on a pre-emptive HVAC replacement program prior to unplanned system failures.

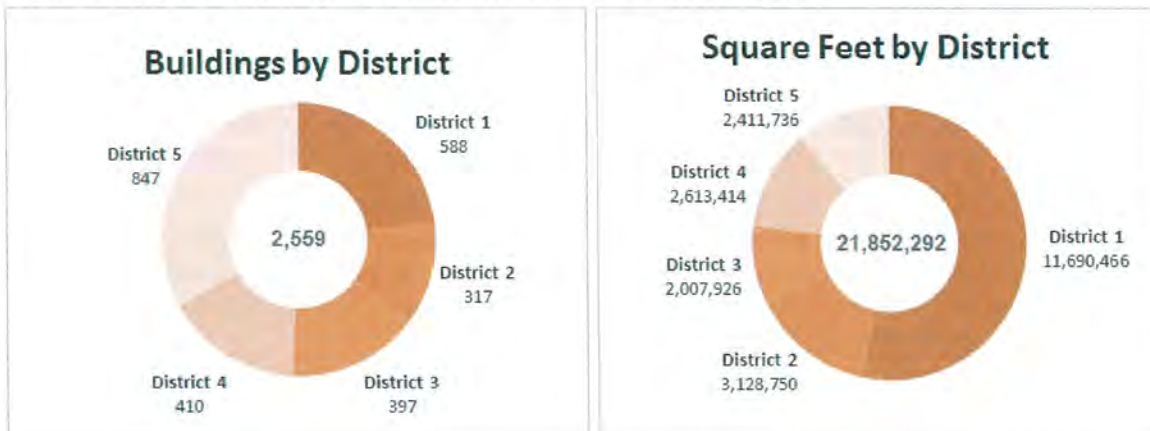
4.1.1.4 Equipment Expiration Forecasts

The equipment expiration forecast is a yearly projection of how many pieces of equipment are expected to expire each year. This forecast lists the equipment by Unifomat classification and department, and is projected for twenty-five years into the future.

4.1.2 By District

Buildings across the County’s five districts were assessed throughout the Deferred Maintenance Program. Different districts are impacted by the local environmental and geographical conditions. The urban downtown center of District 1 contains very large, high-rise buildings, while the rural District 5, has mainly single-story, low-density structures. This variety makes creating a one-size fits all maintenance regime very difficult. We recommend a targeted maintenance approach, based on building use type, that also takes these environmental characteristics into account.

As the Program’s scope has been completed, it is possible to extract key statistics about how the building portfolio varies from district to district. Some of these key statistics are depicted below.

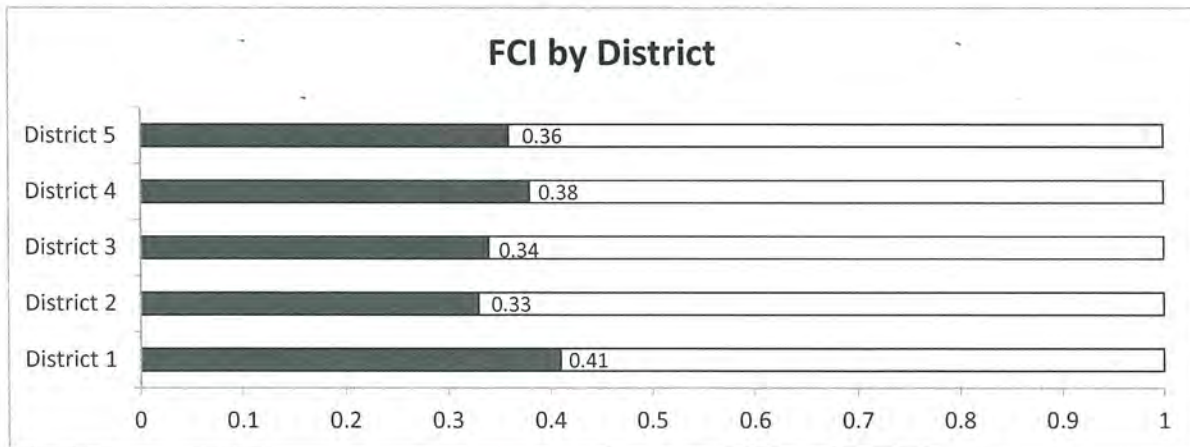


A total of 2,559 buildings were surveyed over the course of the program. Of these buildings, District 5 had the most buildings, at a total of 847 buildings (comprising mainly single-story buildings less than 3,000 square feet) while District 2 had the fewest buildings, at 397.



However, despite having the highest count of buildings, District 5 had relatively less square footage compared to the other districts. District 1's buildings comprised the majority of the building square footage in the County, mainly held in large downtown administrative buildings. Over half of the square footage, 11.69 MSF, out of the 21.85 MSF surveyed belonged to District 1.

Observing the total Present Replacement Values (PRVs) by District shows that the majority of the building value in dollars is located in District 1, which is expected as District 1 has the most square footage. The project values are roughly proportional to the PRVs, suggesting that the maintenance level across all five districts is proportional.



The figure above shows the average FCI for every district in the County. These FCI averages are weighted according to a building's value (PRV). The average FCI score for every district falls in a range between 0.33 and 0.41. As this is a fairly small range, it further supports the suggestion that maintenance levels across all five districts are similar. FCI scores in this range indicate building conditions which are fair to poor.

FCI Tiers	FCI Ranges
Excellent	0.00 – 0.10
Good	0.11 – 0.20
Fair	0.21 – 0.40
Poor	0.41 – 0.60
Very Poor	0.61 – 1.00

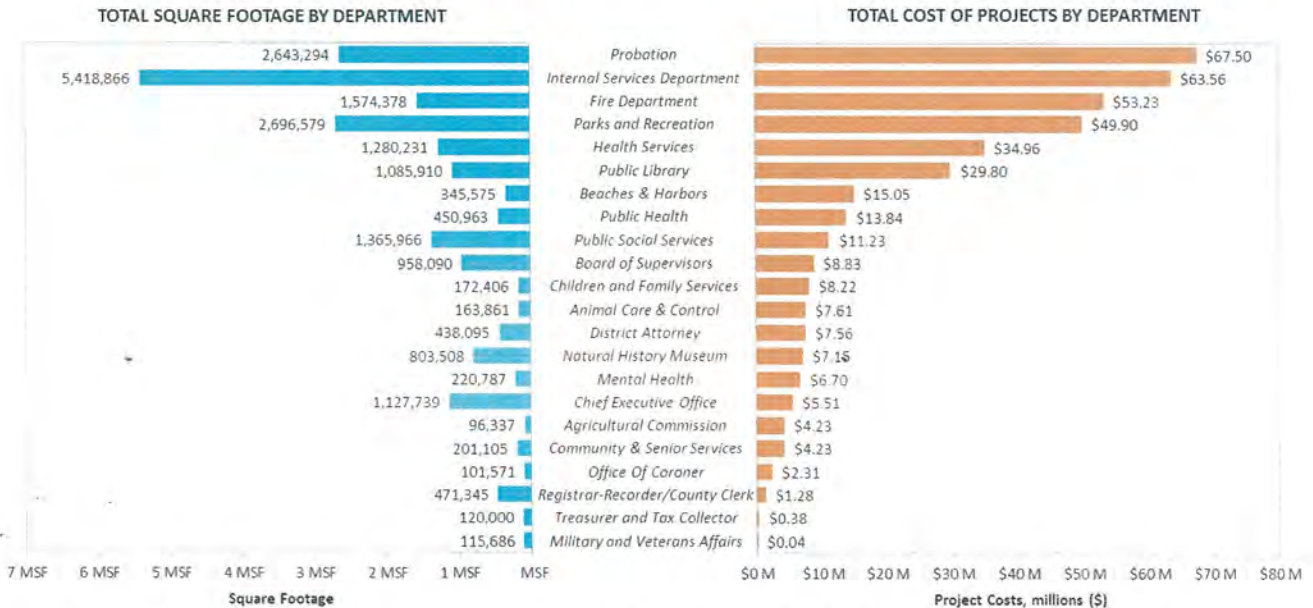
4.1.3 By Department

Buildings from twenty-two County departments were assessed as part of the Program. The following table lists the count of buildings assessed for each participating department.

County Department	Count of Buildings
Parks and Recreation	1,188
Fire Department	508
Beaches & Harbors	235
Probation	232
Public Health	106
Animal Care & Control	66
Public Library	64
Internal Services Department	46
Health Services	26
Public Social Services	19
Agricultural Commission	14
Community & Senior Services	13
Children and Family Services	13
Chief Executive Office	9
Natural History Museum	5
Office Of Coroner	4
Mental Health	4
Registrar-Recorder/County Clerk	3
Treasurer and Tax Collector	1
Military and Veterans Affairs	1
District Attorney	1
Board Of Supervisors	1
TOTAL	2,559

4.1.3.1 Value of Projects by Department

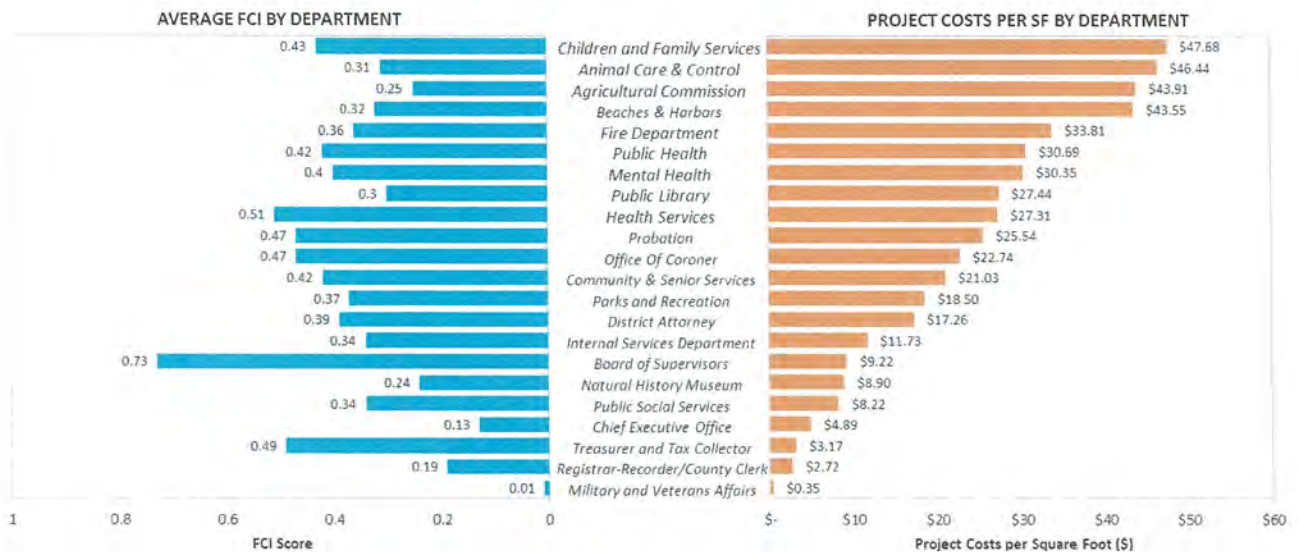
The total value of all implementation projects for the County is estimated at around \$403 million. Of this total, the Probation department accounted for the highest cost of any department at \$67.5 million, despite having less square footage than the Internal Services and Parks and Recreation Departments.



This finding is consistent with research that suggests buildings used for probation (and K – 12 schools) experience more damage from occupants than other building types. Consequently, higher levels of maintenance, dollars and manpower, are needed to correct deficiencies than other departments. One suggested approach to mitigate this level of spending is to replace systems and finishes with durable products and materials, able to better withstand occupant-related vandalism. These durable materials help reduce ongoing maintenance costs in these probation facilities. In these cases, higher installation costs will ultimately help the County realize cost savings within a relatively short payback period.

4.1.3.2 Rehabilitation Dollars per Square Foot

Using the total cost of implementation projects and the total square footage by department, it is possible to calculate the dollars per square foot value of all rehabilitation projects across all departments.



Shown here the departments with the highest project costs per square foot: Children and Family Services, Animal Care and Control, the Agricultural Commission, and Beaches and Harbors.

The Children and Family Services Department buildings surveyed as a part of this program were all part of the Maclaren Children’s Center, which has been closed for a number of years, and may not have been maintained, in addition to being similar to K-12 or probation buildings. For reference, the median building size is 1,177 square feet.

The three other departments with high project costs per square foot have buildings which have smaller than average footprints, which causes the per square foot cost to increase.

One interesting statistic to note is the jump in costs per square foot between the Fire Department and Beaches and Harbors, a difference of nearly \$10 dollars per square foot. Because Beaches and Harbors facilities are usually very small, almost exclusively used by the public and are in a very difficult physical location, facing wind and corrosive saltwater, the costs per square foot to remedy their deficiencies rise dramatically.

4.1.4 By Building Type

The buildings assessed during the Deferred Maintenance Program were classified based on their building use. There were a total of forty-three building use types assessed during the Program. Examining the average FCI by building type indicates a statistically significant variety of FCI scores.

For instance, the average FCI for bus or truck maintenance facilities is 0.54, while the average FCI for bathhouses is 0.24. FCI scores in the table below have been color-coded based on the FCI table in Section 4.1.2. FCIs up to 0.10 are green, 0.11 to 0.20 yellow, 0.21 to 0.40 orange, 0.41 to 0.60 red, and above 0.61 dark red.

Analyzing by building type is one of the most useful activities each department can perform with the SAM data set. Each building type has an inherent maintenance regime and performance requirements, which should be taken into account when designing a maintenance program. These planning activities can be centrally created and managed to take advantage of the operational knowledge of departmental staff. In Section 8, Capital Planning, this concept is discussed in greater detail.

Building Types (sequenced by average FCI)	Building Count	Total Project Costs (\$M)	Average FCI
Amphitheater	1	\$0.00	0.00
Lifeguard tower	3	\$0.44	0.07
Temporary structures, tents, etc. for shelter	177	\$0.18	0.07
Police station	1	\$0.01	0.08
Refrigerated warehouse or cold storage	4	\$0.01	0.09
Sheds, farm buildings, or agricultural facilities	25	\$0.16	0.12
Exhibition, convention, or conference structure	2	\$1.42	0.14
Emergency operation center	5	\$0.36	0.14
Manufactured Office	31	\$0.97	0.18
Museum, exhibition, or similar facility	19	\$7.53	0.22
Covered or partially covered atriums and public enclosures	43	\$1.84	0.23
Storage or pumping station facility	303	\$0.43	0.23
Bathhouse	33	\$1.29	0.24

Stables and other equine-related facilities	47	\$0.41	0.24
Multistoried parking structure with ramps	22	\$43.95	0.25
Kiosks	53	\$0.79	0.26
Mini-warehouse	103	\$1.40	0.27
Warehouse or storage facility	196	\$14.47	0.29
Library building	62	\$28.02	0.31
Laboratory or specialized industrial facility	8	\$4.76	0.33
Kennels and other canine-related facilities	29	\$4.10	0.34
Public Restrooms	17	\$10.37	0.35
Greenhouses	307	\$0.56	0.35
Fire and rescue station	28	\$39.47	0.36
Institutional or community facilities	183	\$5.98	0.36
Outdoor stage, bandstand, or similar structure	2	\$0.05	0.38
Dormitories	134	\$22.81	0.4
Indoor games facility	20	\$14.87	0.41
School or university buildings	55	\$9.68	0.41
Electric substation and distribution facility	59	\$7.89	0.41
Surface parking, covered	114	\$0.67	0.41
Office building	187	\$84.81	0.44
Medical clinic building	3	\$32.82	0.45
Jails, penitentiaries, detention centers, and other correctional facilities	16	\$6.29	0.45
Gasoline station	32	\$0.18	0.45
Standalone store or shop building	48	\$9.18	0.48
Restaurant building	52	\$8.26	0.5
Exhibitions and art galleries	12	\$1.25	0.52
Bus or truck maintenance facility	74	\$19.42	0.54
Light industrial structures and facilities	4	\$14.35	0.56
Churches, synagogues, temples, mosques, etc.	29	\$0.49	0.56
Funeral homes and cremation facilities	1	\$0.18	0.68
Total	2,535	\$402.12	0.38

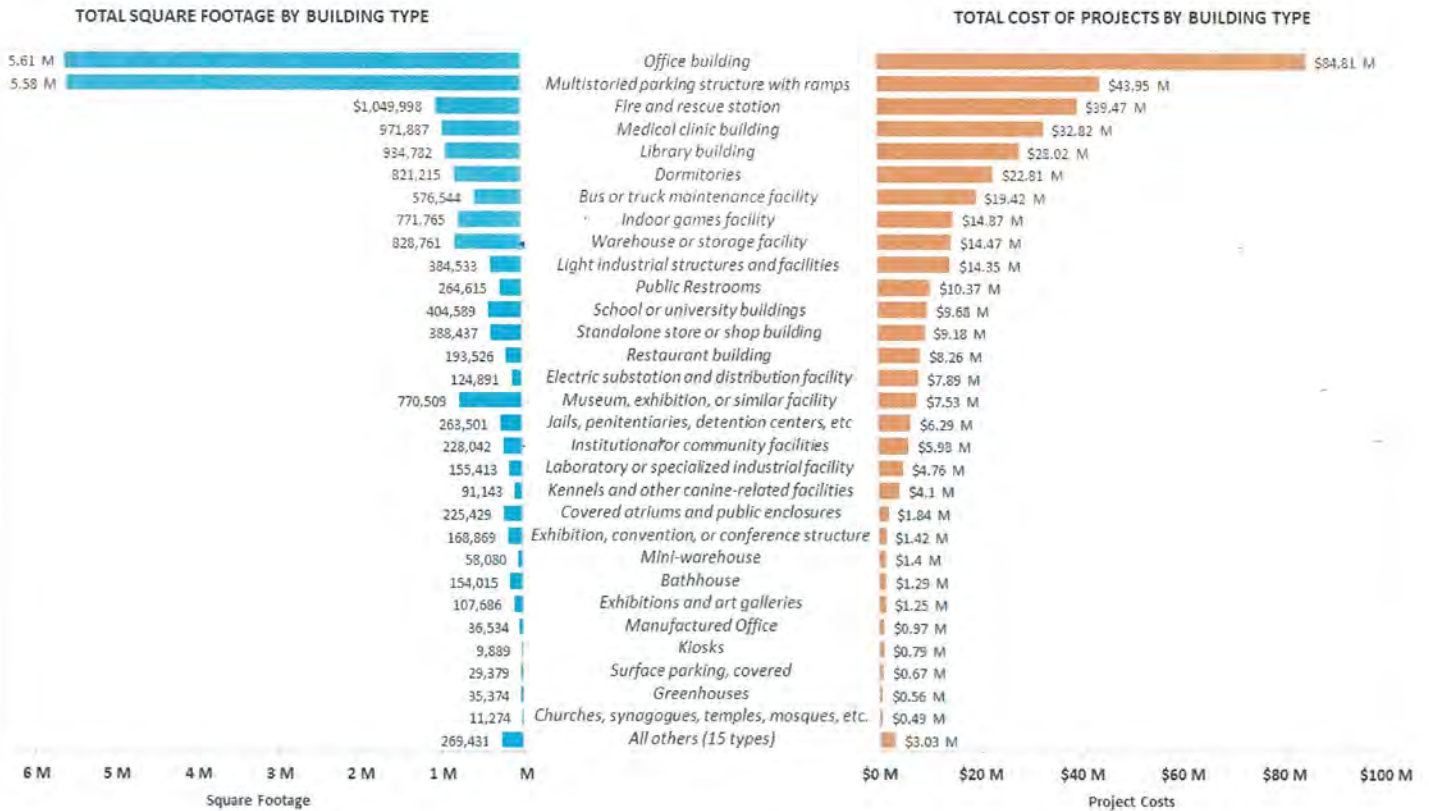
Comparing the project costs for each building type with the total square footage for each building type shows that total project costs are roughly proportional to the total square footage, though there are several outliers.

For instance, while office buildings and parking structures have a similar total square footage, the total cost for parking structures is roughly half of the total project costs for office buildings. This is likely due to parking structures having fewer building systems and requiring less maintenance than office buildings in general (especially interior). On the whole, office buildings and parking structures both have lower project costs by square footage than most building types.

Another building type with relatively low project costs compared to its square footage is the museum building type. Museums have \$9.77 in projects costs per square foot, suggesting that most museums in the County are in better condition than other building types.

Building types that have high project costs when compared to their square footage include kiosks and electric substations. Kiosks tend to have a small footprint (generally under 500 square feet), making repairs and maintenance more expensive on a per square foot basis. Electric substations tend to have complex building systems as well as specialized equipment, causing regular maintenance to be more costly.

Analyzing project costs by building type is the recommended for planning capital expenditures for each department. It is expected that buildings of the same type perform similar functions and can be measured with the same key performance indicators. Section 7 of this report discusses this idea further.



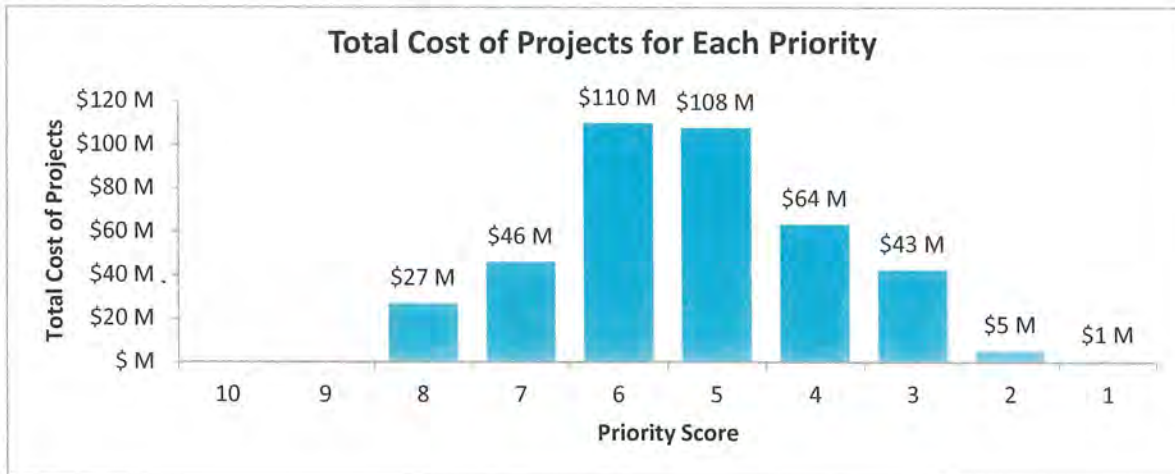
4.1.5 Implementation Projects

Building deficiencies gathered during assessments are bundled into implementable, costed scopes of work, known as *projects*. Over the course of the Deferred Maintenance Program, there have been a total of 3,641 projects created to remedy over 27,000 building deficiencies. Elsewhere in the document, when the ‘Rehabilitation’ option is chosen during Capital Planning, this is the completion of the projects.

4.1.5.1 Prioritization

Every project created within the Deferred Maintenance Program receives a Priority Score from 1 through 10, with 1 being the lowest priority and 10 being the highest priority. These scores are based on the types of deficiencies within the project, their severity, and whether or not they affect building security and safety. The following chart is a breakdown of the number of occurrences of each priority score.

The distribution of priority scores is roughly a bell curve, with 5 being the most common score and 1 and 8 being the least common scores. This distribution indicates that the prioritization formula in the SAM system works as expected. There are currently no projects within the system which have a priority score higher than 8 because as deficiencies with a “critical” have already been corrected.

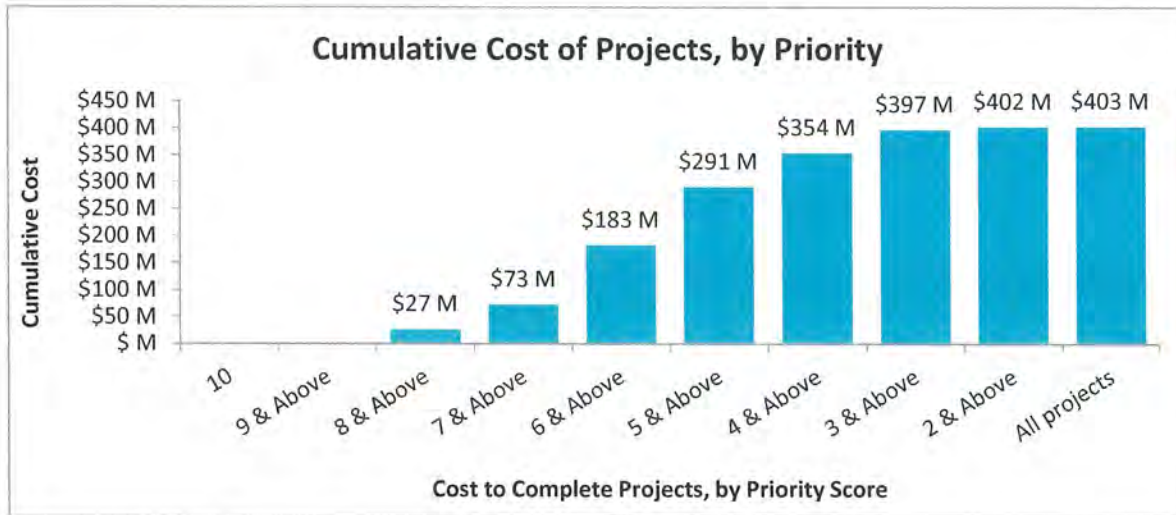


4.1.5.2 Value

Despite being the fourth most common score, the total projects costs for the priority score of 6 is higher than any other score.

If the costs of all projects are summed cumulatively, the recommended budget for completing all projects of a specific severity and above can be calculated. For instance, the recommended budget for all projects with a priority score of 7 and above is estimated around \$73 million.

The recommended budget for all projects with a priority score of 6 or higher, however, is estimated around \$183 million, an increase of \$110 million, the largest increase in cumulative project costs between two priority scores. With this information in hand, the County has an opportunity to address, for example, all projects at a priority level of a seven or above, or use this as a way to sequence their rehabilitation projects.



4.1.6 System Service Life

Statistics about building systems, their conditions, and estimated installation years were collected for every building assessed. There were a total of twenty-three building systems which were inspected for every building, and two systems of particular interest were the roofing (exterior horizontal enclosures) and the HVAC systems. These two systems are critical to the overall health of the building.

Table: Building Systems that are Expired

Building System	Value of Expired System
1 Electrical	\$1,057,695,464
2 HVAC	\$571,502,423
3 Interior Finishes	\$321,154,216
4 Equipment	\$303,788,026
5 Roofing	\$264,437,849
6 Interior Construction	\$151,825,136
7 Plumbing	\$138,273,632
8 Exterior Walls / Openings	\$131,583,735
9 Furnishings	\$109,788,101
10 All others	\$346,810,340
Grand Total	\$3,396,858,923

Of all the roofing systems, 14% are in poor condition, and are estimated around \$53 million to replace. A subset of the roofs in poor condition are also beyond their useful lives (expired). The total cost to replace all roofs that are in both poor condition and expired is \$15 million in 2017 dollars. Focusing first on roof replacement is a prudent use of scarce dollars, as a leaking roof can cause widespread damage throughout multiple building systems.

Of the HVAC systems, 9% are in poor condition, and are estimated at \$51 million to replace in 2017 dollars. The majority of the HVAC systems in poor condition are also expired. As mentioned earlier, replacing expiring HVAC systems as part of a planned program will also help to reduce emergency maintenance calls. Due to the prevalence of roof-situated HVAC equipment, coordinating the replacement of the roof surface and the HVAC equipment is essential to saving County money, while minimizing building downtime.

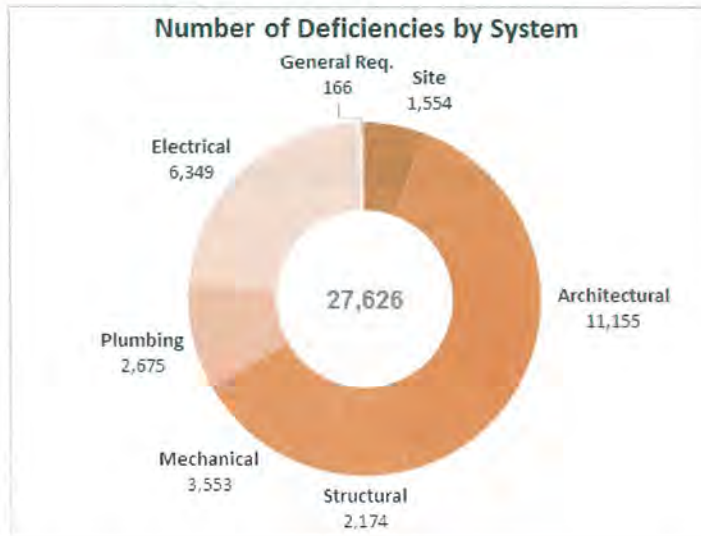
The table below indicates which systems are in both poor condition and expired in the far right-hand column- the \$376 million dollars' worth of systems in this category should be the top candidates for replacement. Extending the service life of these systems through regular maintenance is not advised because of the risk of catastrophic failure and poor performance. This type of action is supported by the Recapitalization option in the Capital Planning tools of the SAM system.

Table: Building Systems in Poor Condition

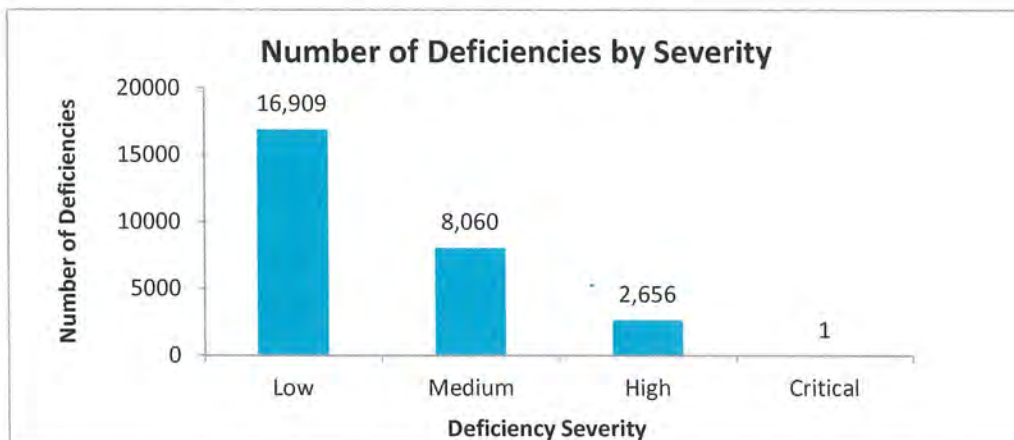
Building System Type	Count of Systems	Percentage Of Total	Value of Poor Systems	Value of Poor and Expired Systems
A1010 - Standard Foundations	20	1%	\$2,498,995	-
A2010 - Walls for Subgrade Enclosures	2	3%	\$1,783,762	-
A40 - Slab on Grade	41	2%	\$11,059,654	-
B1010 - Floor Construction	8	2%	\$26,121,218	-
B1020 - Roof Construction	113	5%	\$22,809,279	-
B1080 - Stairs	24	4%	\$3,443,764	-
B20 - Exterior Vertical Enclosures	115	6%	\$37,876,156	\$15,117,529
B30 - Exterior Horizontal Enclosures	342	14%	\$53,430,872	\$35,393,660
C10 - Interior Construction	92	5%	\$66,162,377	\$16,072,481
C20 - Interior Finishes	179	10%	\$76,735,507	\$63,052,751
D10 - Conveying	6	6%	\$12,260,014	\$4,905,994
D20 - Plumbing	65	4%	\$90,155,281	\$41,621,596
D30 - HVAC	109	9%	\$51,046,007	\$44,241,304
D40 - Fire Protection	18	5%	\$21,309,865	\$13,851,513
D50 - Electrical	198	11%	\$134,876,071	\$121,160,235
E10 - Equipment	5	1%	\$847,359	\$847,360
E20 - Furnishings	44	4%	\$5,755,874	\$5,755,215
F10 - Special Construction	0	0%	-	-
G10 - Site Preparation	9	1%	\$473,225	-
G20 - Site Improvements	88	7%	\$10,486,329	\$8,439,124
G30 - Liquid and Gas Site Utilities	10	1%	\$479,933	\$343,622
G40 - Electrical Site Improvements	117	7%	\$13,463,494	\$6,059,085
G90 - Other Site Construction	0	0%	-	-
Total	1,605		\$643,075,046	\$376,861,469

4.1.7 Critical Deficiencies

Building level deficiencies were recording during every assessment. These deficiencies were classified into one of seven categories based on which building system they belonged to, as well as one of four severity ratings. Over the course of the program, a total of 27,626 building deficiencies were collected.



The discipline with most recorded deficiencies is architectural, with a total of 11,155 deficiencies recorded, followed by electrical, with 6,349 deficiencies.



There are four classifications for deficiency severity: low, medium, high, and critical. Deficiencies that were deemed “critical” were to be addressed as soon as possible, as they may affect life safety or health. Whenever a critical deficiency was identified, the assessment team contacted the appropriate County representatives directly by phone or email. This technique ensured prompt corrective action was taken. While there were fifty-two critical deficiencies recorded over the course of the Deferred Maintenance Program, the majority of critical deficiencies have been addressed and are recorded in the system as “Completed.” As a result, only one critical deficiency still remains in the system, as of the release of this report.

As the chart illustrates, deficiency occurrence follows a negative trend as severity increases, meaning that the most common deficiencies were of the ‘low’ severity and the least common were of the ‘critical’ severity.

4.1.8 Equipment

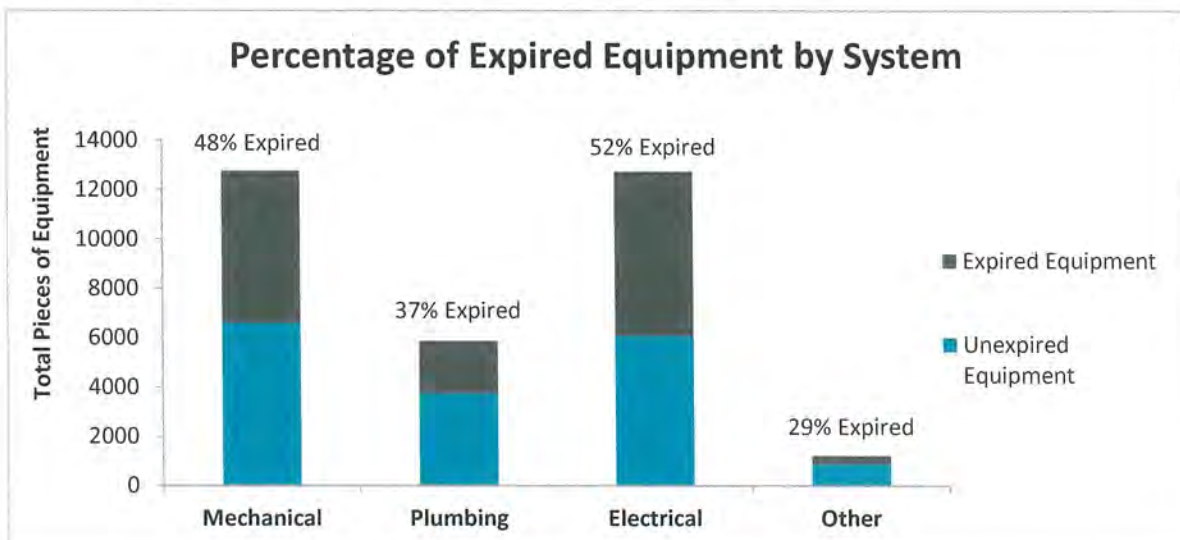
In addition to recording information about building systems, deficiencies, and uses, building equipment received unique barcode identifiers and were recorded in the system. These pieces of building equipment were categorized as mechanical, plumbing, electrical or other.



The majority of the 32,651 pieces of equipment recorded belonged to either the electrical or mechanical disciplines.

The installation date of every piece of equipment was also recorded, making it possible to predict when each piece of equipment will reach the end of its expected lifespan. Aggregating all of the expiration data by system makes it possible to examine the ratio of expired and unexpired equipment on a per-system basis.

Over half of the electrical equipment recorded is expired, while only 37% of the recorded plumbing equipment is expired. On the whole, 47% of the equipment recorded is expired. The impact of equipment being beyond its reference service life is increased maintenance costs, lower energy efficiency/increased operational costs, and a greater likelihood of catastrophic failure. This expired equipment does not necessarily need to be immediately replaced if still functioning, but should be closely watched for signs of impending failure. The SAM System will assist in this ongoing monitoring, automatically flagging newly expired equipment over time.



Additional information collected on equipment included the manufacturer, model and serial numbers, and the equipment-specific attributes, such as capacity for air handlers and voltage for panelboards.

There were a total of 1,483 unique manufacturers recorded over the course of the building assessments. For panelboards alone, there were sixty-five manufacturers for 6,391 separate panelboards. Standardizing manufacturers used for specific pieces of equipment would increase the efficiency of repairs and replacements. For packaged rooftop air-handling units, there are sixty-two manufacturers for a little over 1,000 units, making standardized maintenance regimens more complex.

4.2 Parking Lots

The SAM System conducts pavement assessments according to the ASTM D6433-16 standard, which culminates findings into a score called Pavement Condition Index (PCI). The surface of each parking lot is divided into a grid by which sample sections are chosen for observation. Based on these sample observations, the overall condition of the parking lot is extrapolated. These extrapolations influence the PCI formulation and are useful during the Project Builder process.

4.2.1 Pavement Distresses

Within the SAM System, "distress" is the term used to specifically describe shortcomings of the parking lot pavements as defined by ASTM D433-16, whereas "deficiency" is used for all other types of inadequacies related to buildings and sites. This distinction is important, as it should be understood that distresses pertain to the parking lot pavement and deficiencies are direct observations of other site elements.

4.2.2 Implementation Projects

Once the distresses and deficiencies have been processed through the Quality Assurance process, projects can be created with SAM's Project Builder workflow. While this process is very similar to the Project Builder workflow used for buildings with regard to parking lot deficiencies, it differs slightly because of the extrapolation process employed for pavement distresses. Primarily the deficiencies are included in a single project named "Site Project." The deficiencies generally pertain to pavement markings, curbs, and pedestrian elements (sidewalks, ramps, etc).

The distresses are typically bundled into a single project as well titled, "Parking Lot Distresses Project." Since the observed distresses are intended to be representative of the overall condition of the pavement, an extrapolated quantity of measurement was used to develop ROM pricing. The extrapolation process is rather simple where the sum of the areas of each type of distress was taken as a percentage of the total sampled area. This percentage was then applied to the gross area of the parking lot to determine the extrapolated area of each type of distress for the lot. While this process is less accurate than recording every pavement distress for each parking lot, it does allow the County to quickly develop an initial scope that can then be verified by those doing the work. By utilizing PRV, PCI, and Project Builder reports, the County will be able to make informed decisions on whether a parking lot requires maintenance or complete rehabilitation.

5 Summary of Strategic Asset Management (SAM) System

Strategic Asset Management ("SAM") is an AECOM-built software platform which incorporates a cloud-based web portal for data analysis and reporting as well as a mobile iOS application ("SAM Survey") for field data collection. The intent of SAM is to aid in decision-making by providing a standardized method for collecting, updating, analyzing and reporting asset portfolio information. SAM Survey collects the following general building data:

- Base information (use, type, size, etc.)
- Photos
- Systems age and condition
- Deficiencies and suggested corrective actions
- Floor plans
- Inventory of equipment

5.1 Reporting Website

The SAM website is the County's source for accessing reports about buildings and parking lots. The County owns this purpose-built website, and there are no per-user licensing requirements. The primary users are expected to be department analysts within the CEO and departmental maintenance managers.

5.1.1 Features and Abilities

Reports: The SAM system has the ability to provide insight through summarized reports and data compilation. The types of reports include direct observation and forecasts. These two types offer statistics and summaries, and can be output at various scales: macro (whole departments/districts), meso (single-building) and micro (single room or component). These reports are intended to serve a variety of audiences and end-users throughout the County.

Recommendations: The SAM system stores recommendations made to the County about equipment, deficiencies, buildings and sites. It also allows appropriate users to manipulate, update or revise these recommendations at any time.

Cost Estimates: The SAM System has two approaches to cost estimation. The first is a top-down approach based on pre-determined cost models that are used for extrapolation (PRV reports, service life reports). The second approach is a bottom-up method where specific elements are manually estimated (Project Builder reports). These cost estimates are one of the most critical pieces of information within the system.

Budget Creation: The feature allows users to record major planning decisions and create future budgets as part of the capital planning tool.

5.2 Data Collection iOS App

The SAM Survey app is a modular, electronic data collection system, which is part of AECOM's Strategic Asset Management system. The app is written exclusively for Apple's iOS iPad platform. Trained County staff may use this app to assess their buildings without the need of further licensing agreements. This arrangement allows the County to self-perform assessments in the long-term.

6 Training/Handover Plan

In May 2017, AECOM began facilitating the transition of the SAM system to the County. This handover plan includes creating training manuals, providing onsite training for County personnel, and moving the SAM software onto the County's servers. The handover is intended to be complete by the end of 2017. In providing the County with this tool to manage asset deferred maintenance, life cycles, and capital expenditure information, long-range planning can be more efficiently executed over the next 25 years.

6.1 Handbook Volumes

The Deferred Maintenance Program Training Handbook is divided into nine volumes that correspond with AECOM's various stages of development during Phases I and II. The intent is to provide a comprehensive overview of the Program and its processes, so that the County can maintain and grow the system after AECOM has completed its scope of work. The Handbook also serves as an aid for the in-person training of County personnel who will work with the Program in the future.

6.1.1 Volume 1 – Overview and Read-only

Volume 1 gives a general overview of the SAM system and summarizes the procedures used in the various stages of the Deferred Maintenance Program. It also provides information on how to access the cloud-based SAM System and SAM Survey mobile application.

6.1.2 Volume 2 – Staging and Pre-assessment

Volume 2 describes the first steps in assessing a building. These include gathering all available existing documentation, inputting it into the SAM system and then performing a pre-assessment field survey. The purpose of the pre-assessment field survey is to obtain high-level building data, number the building rooms, and confirm that final assessment can commence.

6.1.3 Volume 3 – Field Assessments

Volume 3 covers the field assessment, which is principally recording deficiencies and barcoding major building equipment (fixed assets). The focus of this volume is primarily the use of the SAM Survey mobile application.

6.1.4 Volume 4 – Quality Checks

Volume 4 covers the crucial steps in performing desktop-based quality checks on the data collected in the pre-assessment and full-assessment site visits, including floor plans, deficiencies, barcoded equipment, and text-based system summaries. It is vital that a comprehensive quality check is performed before the following analytical phases.

6.1.5 Volume 5 – Project Builder

Volume 5 discusses the Project Builder phase, the most complex step within the data manipulation portion of the SAM workflow. This phase transforms lists of deficiencies into logical scopes of work for corrective actions. Due to this complexity, Project Builder has been subdivided into a number of incremental steps.

6.1.6 Volume 6 – Cost Estimation

Volume 6 covers cost estimation, which is among the primary intents of the Deferred Maintenance Program. The two principal estimation types utilized by the system are estimates for building maintenance projects and PRV estimates for overall building value. These estimates are intended for planning rather than direct bid purposes.

6.1.7 Volume 7 – Building Disposition and Capital Planning

Volume 7 explains the final steps in the SAM workflow which are Building Disposition and Capital Planning. All the data that has been collected, analyzed, and compiled within the system becomes available to support the development of strategic action plans for performing deferred maintenance on the County's facilities. These two steps comprise the "Strategic Planning" portion of the SAM workflow

6.1.8 Volume 8 – User Admin and Governor

Volume 8 is unique among the training volumes in that its focus is the data and user management of the website. These functions control the SAM’s System overall data structure and influence the API of the SAM Survey mobile application. As of the writing of this report, this volume has not yet been written, and is subject to change.

6.1.9 Volume 9 –Parking Lots

Volume 9 outlines procedures for assessing large or stand-alone parking lots. The assessment procedure for parking lots is similar to the procedures outlined for buildings in the previous volumes, but adds the sampling of pavement distresses. Distresses are handled similarly to deficiencies but they require a slightly different procedure.

6.2 Handbook Volume Delivery and Training Schedule

Issued volumes can be found on the SAM web portal here: <http://cola.engage-sites.com/manuals>

SAM Handbook Volume	Date of Volume Delivery	Date of Training
Volume 1 – Overview and Read-only	5/10/2017	5/12/2017, 5/19/2017
Volume 2 – Staging and Pre-assessment	5/26/2017	6/9/2017, 6/16/2017
Volume 3 – Field Assessments	6/19/2017	6/30/2017, 7/7/2017
Volume 4 – Quality Checks	7/5/2017	8/4/2017, 8/11/2017
Volume 5 – Project Builder	7/20/2017	9/8/2017, 9/15/2017
Volume 6 – Cost Estimation	8/4/2017	9/22/2017
Volume 7 – Building Disposition and Capital Planning	9/5/2017	<i>Planned for Early November</i>
Volume 8 – User Admin and Governor	9/30/2017 (<i>Anticipated</i>)	<i>Planned for Late November</i>
Volume 9 – Parking Lots	9/8/2017	<i>Planned for Mid October</i>

6.3 Handover Processes

Ownership of the Strategic Asset Management System website will be transferred from AECOM to the County of Los Angeles. The transition process began in May 2017, and includes participation from ISD-IT, AECOM, and Brand New Box (BNB). The anticipated full transition is set for the end of 2017. Incremental testing milestones are planned to safeguard that the transition occurs on time, while minimizing any potential risks of downtime. Through intense collaboration during the summer of 2017, the transition team has implemented the transition plans and has created a test site of the SAM website on ISD servers.

7 Capital Planning Process

Capital planning is the final working step in the Deferred Maintenance Program's website workflow. The purpose of capital planning is to achieve an organization's vision and performance goals in a cost-effective manner. Generally, capital plans require the following data to be effective: Organization vision, performance metrics, asset conditions, cost estimate, GIS mapping, occupancy analysis and lifecycle cost analysis.

Within the Deferred Maintenance Program's capital planning interface, a standardized menu of scenarios is listed for each building. These scenarios offer a spectrum of scope and costs that range from modest, spot repairs (sustain) to a more comprehensive building system replacement (recapitalization) or construction of a whole building (replacement). Each scenario has calculated cost models assigned. Once a scenario is chosen, a proposed year is selected, and funding stream is applied. The capital planning interface also tracks the allocation of funding streams.

Planned Disposition marks a building's future (or planned) status during Capital Planning. The intent of selecting this status is to formalize a maintenance or improvement regime that is consistent with the vision and goals of an organization. In general, the options for Future Disposition represent a spectrum of potential costs, ranging from low to high.

7.1 Suggested Workflow: Goals, strategies, tactics, execution

Building assessments have recently been completed for Phase 2 of the Deferred Maintenance Program. Now that the condition data and corrective actions have been assembled, the County is now able to begin developing strategic capital plans. In general, capital plans should be formulated on a departmental basis, and proceed along the following sequence: 1) vision/goals, 2) strategy, 3) tactics and 4) execution. This memo attempts to put forward a few examples of using a combination of data from the DMTS website and anecdotal data from departmental representatives and CEO analysts.

Vision/Goals: The vision/goal part would occur on a per-department basis, and would be very different from one another, as they have differing performance metrics. This has to occur outside the confines of our website by high-level leadership. However, our website would provide evidence for formulating a goal.

Strategies: Strategies are clear, broad campaigns that are timeless. This is where our Building Disposition works. By selecting recap, rehab, sustain or other choices, an end-state map (and broad costs) can be produced. This map and cost spreadsheet become products used to communicate strategy that directly serves the goal.

Tactics: Tactics serve the strategy. By modifying the individual moves within the strategy (checking/unchecking boxes), and applying a timeframe target in years, the tactics ensure that strategy is tailored to a specific time and place. Tactics lead to execution.

Execution: Execution is represented by the funding request and the construction work.

7.2 Develop consistent Capital Plans for each Department

One of the persistent themes of choosing Building Dispositions is that building condition is a narrow slice of a more complex situation. Other basic types of data could be combined with building condition to produce a well-informed prioritization list for which "sustains, rehabs or recaps" should be selected. This informed prioritization may also inform which actions should implemented first. The first table titled, "Basic Macro-Level Data for all Departments" is a summary of the most basic types macro-level data that all departments could assemble to diligently plan for the future. The first four sources in the list are rather straightforward statistics that either exist in SAM or likely to exist within a given department's records.

7.2.1 Basic Macro-Level Data for all Departments

#	Basic Data Type	Data Source
1	Building Condition Information	Recorded in SAM System
2	Extraordinary Maintenance Dollars per Building per Year	CEO sourced
3	Number of Personnel or Customers per Building	Department sourced
4	Yearly Energy and Water Costs per Building	Department sourced
5	Department-wide Metric-based Goals	Departmental workshop
6	Building Type-based Productivity Metrics* (see next section)	Departmental workshop

7.2.2 Hypothetical Scenario: Metric-based Goals for Beaches and Harbors

Items 5 and 6 are key because these are statistical declarations departments would need to make. For Item 5, consider one hypothetical scenario of Department-wide Metric Goals for Beaches and Harbors. Perhaps there were 1,000,000 swimmers in the current year. Five years from now it is expected there will be 1,200,000 swimmers, a 20% increase. Should the number of existing lifeguard towers also increase by 20%? Should the increase be distributed equally across all beaches or just certain beaches? Perhaps some existing lifeguard towers could be reallocated from less popular to more popular swimming locations. How about the lifeguard substations? Are the existing ones fully utilized? If yes, would building refurbishments help increase the capacity?

Beaches and Harbors currently rescue a certain percentage of distressed swimmers—hypothetically 95%. Perhaps one of Beaches’ future goals will be to increase the rescue rate to 98%, an increase of 3%. However, to achieve this extra 3%, Beaches needs 20% more lifeguards on each beach. These lifeguards need a suite of support facilities: lifeguard towers, lifeguard substations, school buildings for training and storage buildings. The total square footage and minimum condition is determined by these metrics. Thus, Building Disposition could be selected. Each department could conduct such thought experiments based on its core functions.

7.2.3 Defining Standard Performance Metrics per Building Type

It is anticipated that the CEO analysts will eventually need to find some common metrics across all departments within the County. Granted, certain department-wide performance based metrics will be extremely unique to one department (i.e. swimmers saved for Beaches or animals adopted for ACC). However, many departments have certain building types in common, such as storage and office buildings. This characteristic of common building types provides a great opportunity to slice through department-specific tasks, and begin to directly compare each department. The following table puts forward at least one common metric that all departments can discern and incorporate into a metrics-based master plan. These common metrics can bring enormous advantages, one of which being a consistent bottom-up approach to each department’s future proposed plan.

7.2.4 Suggested Building Type-based Metrics

#	Building Type	Suggested Metric
1	Amphitheater	Number of events per year
2	Bathroom	Percentage uptime per year or Number of visitors per year
3	Bus or truck maintenance facility	Number of vehicles processed per year
4	Cemetery, monument, tombstone, or mausoleum	Number of events per year
5	Covered or partially covered atriums and public enclosures	Number of visitors per year
6	Dormitories	Occupancy rate per year
7	Electric substation and distribution facility	Percentage uptime per year
8	Exhibition, convention, or conference structure	Number of events per year or Number of visitors per year

9	Exhibitions and art galleries	Number of events per year or Number of visitors per year
10	Fire and rescue station	Number of calls per year
11	Greenhouses	Number of plant specimens per greenhouse or Utilization rate per year
12	Indoor games facility	Number of events per year or Number of visitors per year
13	Kiosks	Number of vehicles processed per year
14	Laboratory or specialized industrial facility	Number of experiments per year
15	Library building	Number of books checked out per year or Number of visitors per year
16	Lifeguard tower	Number of visitors per year and/or Number of swimmers saved per beach per year
17	Light industrial structures and facilities	Widgets processed per year
18	Manufactured housing	Occupancy rate per year
19	Mini-warehouse	Percentage (area) utilized per year
20	Multistoried parking structure with ramps	Number of vehicles processed per year or Utilization rate per year
21	Museum, exhibition, or similar facility	Number of events per year and/or Number of visitors per year
22	Office building	Occupancy rate per year
23	Other community structures	Number of events per year
24	Outdoor stage, bandstand, or similar structure	Number of events per year or Number of visitors per year
25	Police station	Number of calls per year
26	Public Restrooms	Number of events per year or Number of visitors per year
27	Radio, TV, or wireless transmitter	Percentage uptime per year
28	Restaurant building	Customers served per year
29	School or university buildings	Number of events per year or Number of visitors per year
30	Sheds, farm buildings, or agricultural facilities	Occupancy rate per year or Percentage (area) utilized per year
31	Stables and other equine-related facilities	Occupancy rate per year or Percentage (area) utilized per year
32	Standalone store or shop building	Dollar sales per year
33	Storage or pumping station facility	Percentage uptime per year or Gallons pumped per year
34	Surface parking, covered	Number of vehicles processed per year or Utilization rate per year
35	Temporary structures, tents, etc. for shelter	Occupancy rate per year
36	Warehouse or storage facility	Percentage (area) utilized per year
37	Warehouse structure	Percentage (area) utilized per year

For instance, the Public Restrooms of “Department A” average 95% uptime (5% closure) in any given year. However, certain restrooms are averaging 70% uptime, well below the department-wide average. “Department A” declares as part of its plan the goal of 95% uptime for all Public Restrooms under its jurisdiction. However, the problematic restrooms, with only 70% uptime, are preventing Department A from achieving its goal. The condition

of these buildings tends to be fair or poor. Should the department recap these restrooms to reach its goal? The yearly budgets are insufficient. However, certain restrooms have a high number of visitors, while others receive very few visitors. The planning workshop determines to recap the highly used facilities and close the sparsely used ones. Thus, a combination of "recap" and "close" are recorded in the Building Disposition interface.

7.2.5 Summary of Metric-based Goals

The key to successfully formulating valid goals, which are also consistent County-wide, is to declare an important performance metric for each building type. Departments can reference present day metrics to extrapolate future performance metric goals. These goals will inherently determine the strategy (sustain, rehab, recap) for existing buildings, which can be recorded using SAM's Building Disposition interface. From there departments can set timeframes for implementation based on real-world budgeting using SAM's Capital Planning interface.

8 Potential Additional Uses for Data

The Deferred Maintenance Program has been the County's most comprehensive assessment program to date. Thousands of buildings were assessed in a consistent manner, providing a regularized set of useful reports. A credit to the program's electronic workflow, a large amount of data was assembled for the first time. This assembly offers some valuable future benefits.

8.1 Populating other systems in the County (CAMPS, GIS, etc)

Currently the County owns various stand-alone software platforms, each containing some aspect of a building's data. For instance, GIS (Geographic Information Systems) contains a tremendous amount of georeferenced polygons. The SAM System imported nearly 3 million shapes from the County's public GIS database, and through the course of the program have geo-located all of the buildings assessed to date. From here, the County's information office may want to glean additional metadata from the SAM System to create new GIS data layers for either the public or internal use.

Updating the County's official real estate records is another valuable opportunity. While SAM can essentially be used as a basic real estate system, the data can be exported to other County real estate initiatives such as CAMPS or BDR.

Perhaps most obviously, the data contained within SAM has high potential to be exported to the County's various existing CMMS platforms, such as Maximo, FAMIS and Trirega. This data from SAM can help these systems' work orders by batch importing data that may otherwise be onerous in these systems' native interface. The result is that the County can realize greater value out of their yearly license commitments to these systems.

8.2 Creating Annual Budgetary Priorities by Department

The SAM System's goal of user friendliness expects that the system will be accessed and used for all sorts of purposes. SAM's ability to summarize complex statistics may help department leaders to understand, prioritize and even create a budget for their buildings. From the CEO's perspective, the consistency of SAM's reports may create some common practice for the way budget requests are submitted.

8.3 Setup for Future Assessments

The County's buildings are now classified in numerous useful ways. These classifications may assist the County in creating future, more targeted assessments. For instance, structural type was classified. In the future, the County may query buildings of a specified structural type for quick in-person evaluation. Following an earthquake, this sub-set of buildings may help direct emergency resources more effectively.

9 Recommended Next Steps

The data and recommendations from the Deferred Maintenance Program have the potential to benefit other governmental agencies as well. During future planning, the County may consider co-locating replacement buildings with similar functions of a neighboring agency. For example, there could be potential to consolidate various health-related activities under a single new. Another hypothetical possibility is to co-locate vehicle repair yards with other agencies that house existing fleets. Easily accessible, geo-referenced data allows such opportunities to be more feasibly explored.

9.1 Departmental Master Plans

Building assessments have recently been completed for Phase 2 of the Deferred Maintenance Program. Now that the condition data and corrective actions have been assembled, the County is now able to begin developing strategic capital plans. It is recommended that these are conducted on a per-department basis. Larger departments may opt to create a series of smaller master plans based on supervisorial district, building type or individual site. See Section 7 for details.

9.2 Identify alternative funding sources to address deferred maintenance

In SAM's capital planning module, a variety of actions are presented, each with differing magnitudes of cost. These actions range in from millions to billions of dollars in costs. It is likely that even modest scenarios may exceed the County's present-day maintenance budgets. Therefore, alternative sources of funding will need to be identified. These sources of funding could be new bonds or perhaps some state or federally funded incentives. Regardless of the source, it is recommended to consider the payback costs of upgrading certain building systems.

9.3 Widespread adoption of SAM throughout various departments

The SAM System has the potential to be used by all County departments. SAM was designed with this in mind. The workflow is a compromise between being neither too general nor overly specific to a single department's workflow. The common identifying language of building numbers (LACO), site numbers (BIS) offer the potential for the County departments to work in concert using the "LA County way." It is recommended that the County foster the use of SAM through outreach and training.

9.4 Long-term upkeep of building data

A portion of SAM's data automatically updates over time without manual intervention, such as the expiration of building systems. However, other types of data, such as the status of deficiencies need manual updates periodically. County staff that have access to the SAM website and have attended training have the potential to keep their buildings' data updated. The lack of per-user licensing fees should be a tremendous advantage to the County in that a broad spectrum of County users can update the data quickly and efficiently. The more County users who update the data, then there will be greater assurance that SAM's reports will remain accurate. Regardless, it is best practice suggests the building portfolio be re-assessed at least every five years.



County of Los Angeles CHIEF EXECUTIVE OFFICE

Kenneth Hahn Hall of Administration
500 West Temple Street, Room 713, Los Angeles, California 90012
(213) 974-1101
<http://ceo.lacounty.gov>

SACHI A. HAMAI
Chief Executive Officer

Board of Supervisors
HILDA L. SOLIS
First District
MARK RIDLEY-THOMAS
Second District
SHEILA KUEHL
Third District
JANICE HAHN
Fourth District
KATHRYN BARGER
Fifth District

February 15, 2018

To: Supervisor Sheila Kuehl, Chair
Supervisor Hilda L. Solis
Supervisor Mark Ridley-Thomas
Supervisor Janice Hahn
Supervisor Kathryn Barger

From: Sachi A. Hamai 
Chief Executive Officer

BUILDING CONDITION ASSESSMENTS AND ASSET MANAGEMENT DATABASE (ITEM NO. 10, AGENDA OF AUGUST 12, 2014) – FOURTH QUARTER OF 2017

This is to update the status and progress of the Deferred Maintenance Building Condition Assessments and Asset Management Database (Phase III Project) for the fourth quarter of 2017.

FACILITY CONDITION ASSESSMENTS

During the subject reporting period, AECOM performed pilot assessments of several Department of Health Services' (Health Services) and Sheriff's (Sheriff) facilities, to confirm that the scope of the assessments adequately capture data relevant to the 32 types of facilities. Three teams began full assessments in January 2018.

As of December 31, 2017, 228 buildings, or 36 percent of the 642 originally identified buildings, have been pre-assessed. These include 4,800,000 square feet, 22 percent of the 21,300,000 square feet of County-owned and operated Health Services and Sheriff's facilities included in the Phase III project. Pre-assessed facilities included the LAC+USC Medical Center, Martin Luther King Medical Center, Century Regional Detention Facility, and several Sheriff's stations.

In addition, AECOM Phase III pre-assessment survey teams identified 310 previously unidentified buildings, representing approximately 648,000 additional square feet, not included in the scope of the Phase III Agreement. This increase in buildings to be assessed represents a 3 percent increase in the number of square feet and a 48 percent increase in the number of buildings. The project budget includes a contingency for the discovery of unidentified facilities and buildings, however, the impact of the additional scope on the project budget and schedule will be quantified potential cost before the next

reporting period. For the original scope of work, pre-assessments are estimated for completion by the end of June 2018, and full assessments by the end of December 2018. Following completion of full assessments, the project team will perform data compilation, and project modeling (e.g. quality assurance, cost estimating, and capital planning).

The current schedule for completion of the Phase III project and publication of online reports for County users to access and download is April 2019.

Strategic Asset Management (SAM)/Database Transfer

Preparation for the transfer of the SAM database from AECOM servers to County servers continued in November and December 2017. The transfer took place on January 13, 2018, with no negative impacts to County operations and no interruptions to the progress of Phase III project pre-assessment surveys of Health Services and Sheriff's facilities.

Project Reports

For your reference, attached are the AECOM's Monthly Progress Reports for November and December 2017.

If you have any questions, please contact Brad Bolger at (213) 974-1360.

SAH:JJ:DPH
BMB:AMA:RB:gw

Attachments

- c: Executive Office, Board of Supervisors
- County Counsel
- Health Services
- Internal Services
- Public Works
- Sheriff



County of Los Angeles

Deferred Maintenance Program Services - Phase 3 Monthly Progress Report - November 2017

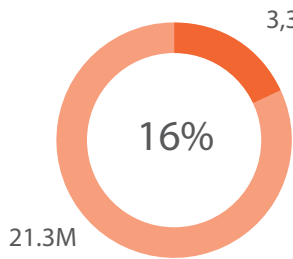


Report Contents

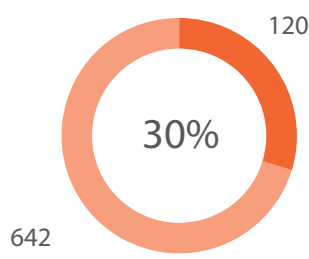
1. Overall Project Snapshot
2. Project Phases Completed (by Number of Buildings)
3. Pre-Assessment Progress Tracking
4. Executive Summary - November 2017
5. Compared Monthly Statistics - November 2017
6. Summary Key Statistics - November 2017
7. Project Issues and Resolutions
8. Project Expectations for December 2017
9. Anticipated Schedule for December 2017

Overall Project Snapshot

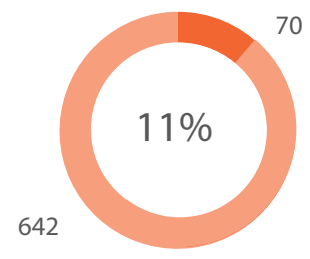
Contract Start Date:	5 July 2017	Contract Value:	\$14,822,641
Estimated Completion Date:	30 March 2019	Contract Square Footage:	21,370,715 SF
Contract End Date:	31 December 2018	Contract Number of Bldgs:	642



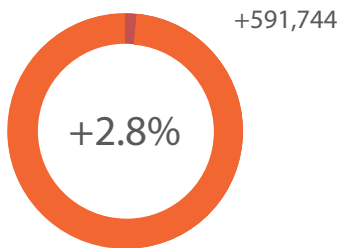
Total Square Footage Pre-Assessed



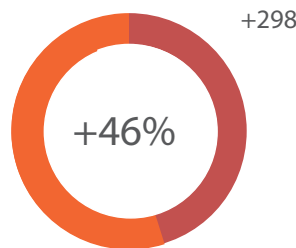
Count of Buildings Pre-Assessed



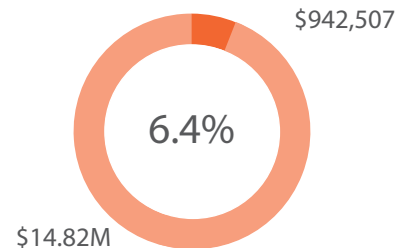
Count of Buildings Completed Pre-Assessment Quality Assurance



Square Footage Discovered During Pre-Assessment



Count of Buildings Discovered During Pre-Assessment

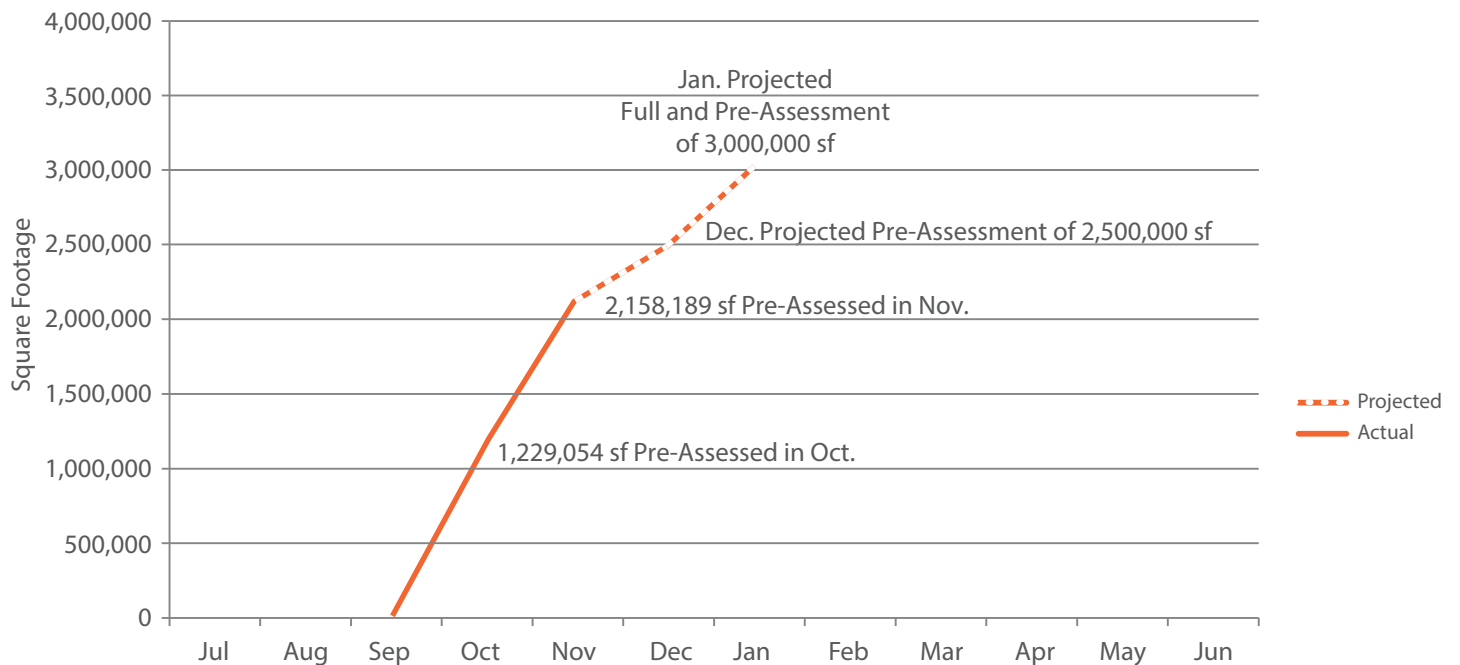


Invoiced Amount to Date

Project Phases Completed (by Number of Buildings)

1) Staging:	350	4) Full-Assessment:	0	7) Project Costing:	0
2) Pre-Assessment:	120	5) FA Quality Assurance:	0	8) Project Approval:	0
3) PA Quality Assurance:	70	6) Project Building:	0	9) Capital Planning:	0

Pre-Assessment Progress Tracking - Completed New Pre-Assessments



Executive Summary - November 2017

In November, the field teams completed pre-assessments for over two million square feet across 120 buildings. During November, teams began visiting LAC+USC Medical Center (DHS), MLK Medical Center (DHS), Biscailuz Regional Training Center (Sheriff), S.T.A.R.S. Center (Sheriff), and several Sheriff’s stations within the County of Los Angeles. November marked the first full month of pre-assessments for this third phase of the Deferred Maintenance Program with the County after starting field work in October.

Full-assessment teams that will begin in January have already started the background and clearance process for DHS and Sheriff’s Office.

AECOM is bringing on an additional pre-assessment team in order to accelerate the schedule in December and heading into the new year. AECOM anticipates that the pre-assessments for the originally scoped 21.4 million square feet will be complete by the end of June 2018, and full-assessments will be complete by the end of December 2018. It is anticipated that the majority of the collected building data will be ready for County approval by March 2019.

Compared Monthly Statistics - November 2017

Square Feet Pre-Assessed		Count of Buildings Pre-Assessed by Month	
Last Month:	1,229,054	Last Month:	59
This Month:	2,158,189	This Month:	120
Next Month (Projected):	2,500,000	Next Month (Projected):	80
Dollars Invoiced		Count of Buildings Pre-Assessed by Dept.	
Last Month:	\$212,720	Dept. of Health Services:	55
This Month:	\$390,759	Sheriff’s Office:	65

Summary Key Statistics - November 2017

Percent Completed:	6.4%
DBE Actual	20.0%
DBE Forecast	30.0%

Project Issues and Resolutions

Health and Safety - The unique and changing work environments presented to the teams require constant vigilance and communication with points of contact, site facility managers, escorts, and home office. The team is constantly improving communication frameworks to manage this dynamic safety environment.

DHS and Sheriff's Background Checks and Clearances - Team members required at least three weeks from the time of application to receive clearances from two independent process for DHS and Sheriff's Office. Clearances were necessary prior to starting field work for DHS. For Sheriff's clearances were required prior to receiving any floorplans and starting field work. The team has worked closely with points of contact with both DHS and Sheriff's Office to streamline the process. The usual wait time for clearances can be more than six months for both DHS and Sheriff's Office.

Multiple Stakeholder Meetings - Campus grouping of facilities requires additional meetings with stakeholders to introduce the team and coordinate with escorts. The team has performed additional meetings with LAC+USC Medical Center, Harbor UCLA Medical Center, MLK Medical Center, Olive View Medical Center, and Rancho Los Amigos National Rehabilitation Center. For the Sheriff's Office, the team meets with campus and facility leadership daily prior to starting assessments.

Floor plans - The project team has received floor plans for 78 out of 337 facilities for the Sheriff's Office. For DHS, the project team has received floor plans for 145 out of 552 facilities. Not having floor plans for an assessment increases the amount of time required by the team and escorts because of the time required to produce new floor plan drawings from observations at the site. The project team continues to coordinate with DHS and Sheriff's Office personnel at the main office and on site to collect floor plans whenever possible.

Field team delays and accessibility issues - Both DHS and Sheriff's Office contain sensitive areas that require communication up the chain of command at the site to gain access and to assign specific escorts. These delays are inevitable do to the unique site environments and difficult to achieve before arriving on site due to shift work and emergency procedures.

Website Updates - As work is starting for the assessments the website will inherently lag behind the monthly report. The team is working to bring the website in alignment with the team progress with the intent of getting closer to a 'live' state as the schedule progresses.

New found buildings - Since the beginning of project research and field work the team has eliminated 102 facilities (1,295,811 sf) from the original project facility list due to demolition or planned demolition. Research and field work have discovered 298 facilities (591,744 sf) that were not included in the original facility list.

Project Expectations for December 2017

The project team will continue to develop and improve communication and culture around safety with DHS and Sheriff's Office teams. For Sheriff's Office, the team will begin introductory meetings and pre-assessments of the highly secure, large detention facilities at Century Regional Detention Facility and North County Correctional Facility/Pitchess Detention Center. For DHS, the team will begin pre-assessments of the large medical tower facilities at LAC+USC Medical Center and continue pre-assessments of MLK Medical Center.

Anticipated Schedule for December 2017

The schedule is anticipated to continue to advance through DHS and Sheriff's Office facilities despite the holidays. Our teams will not be working on 25 December and 1 January. In December the team will also be preparing for Full-Assessments that will begin in January 2018.



County of Los Angeles

Deferred Maintenance Program Services - Phase 3 Monthly Progress Report - December 2017

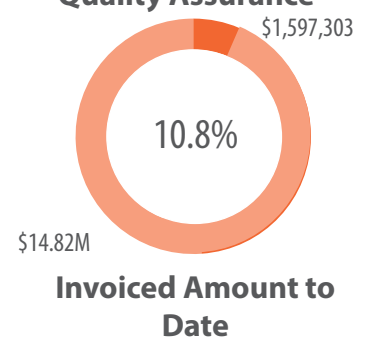
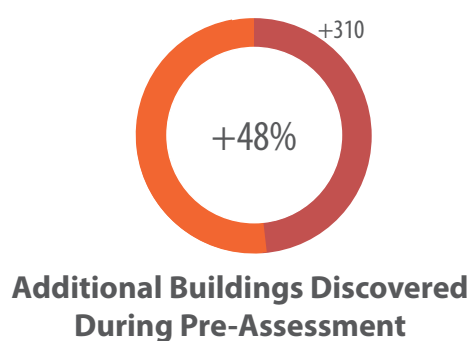
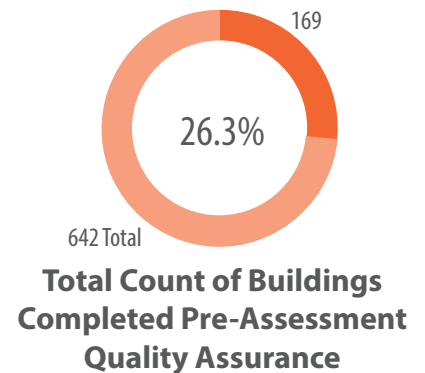
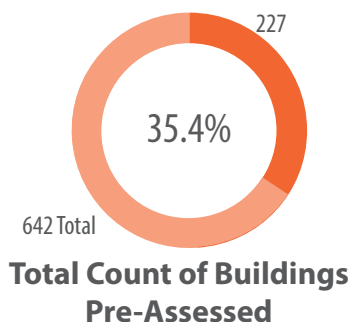
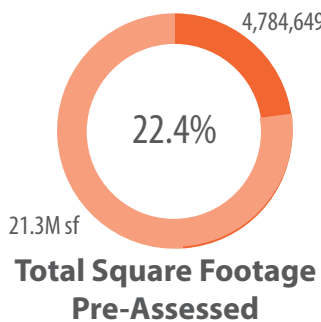


Report Contents

1. Overall Project Snapshot
2. Project Phases Completed (by Number of Buildings)
3. Pre-Assessment Progress Tracking
4. Executive Summary - December 2017
5. Compared Monthly Statistics - December 2017
6. Summary Key Statistics - December 2017
7. Project Issues and Resolutions
8. Project Expectations for January 2018
9. Anticipated Schedule for January 2018

Overall Project Snapshot

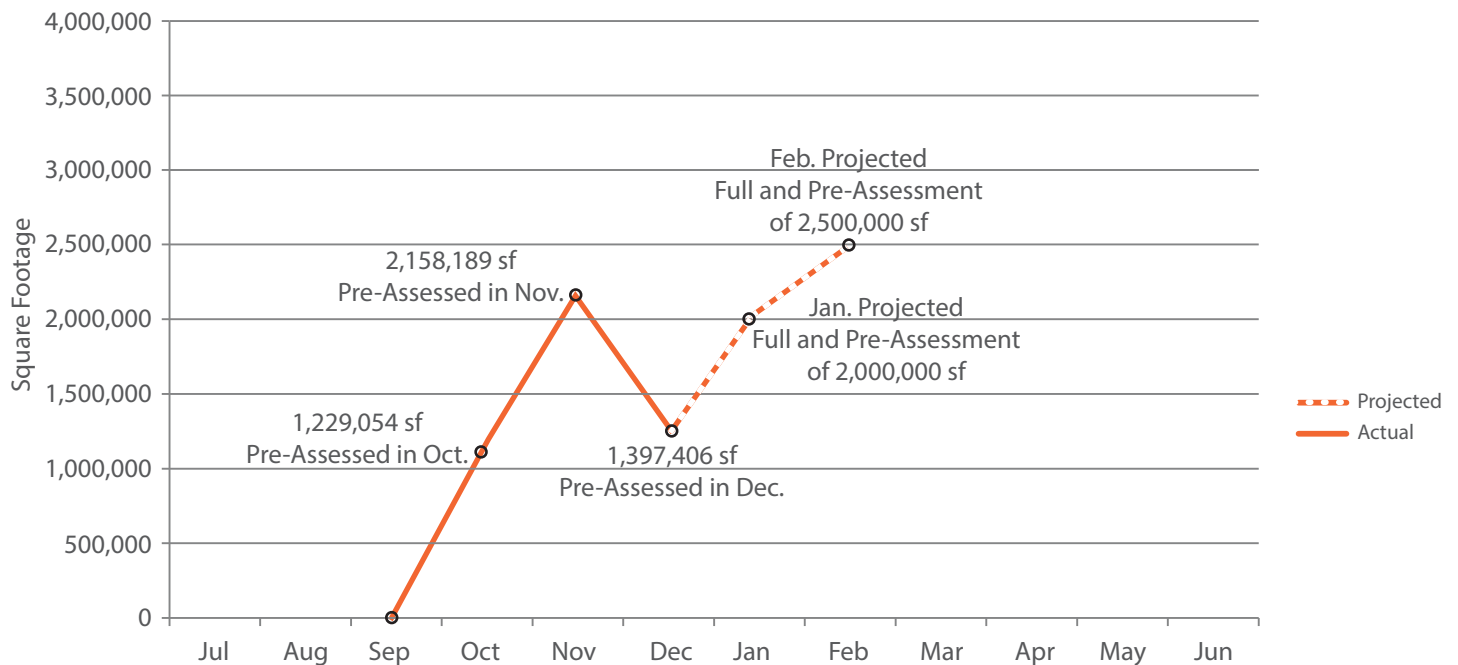
Contract Start Date:	5 July 2017	Contract Value:	\$14,822,641
Estimated Completion Date:	30 March 2019	Contract Square Footage:	21,370,715 sf
		Contract Number of Bldgs:	642



Project Phases Completed (by Number of Buildings)

1) Staging:	589	4) Full-Assessment:	0	7) Project Costing:	0
2) Pre-Assessment:	227	5) FA Quality Assurance:	0	8) Project Approval:	0
3) PA Quality Assurance:	169	6) Project Building:	0	9) Capital Planning:	0

Pre-Assessment Progress Tracking - Completed New Pre-Assessments



Executive Summary - December 2017

In December, the field teams completed pre-assessments for 1.4 million square feet across 49 buildings. During December, teams continued pre-assessments at LAC+USC Medical Center (DHS), MLK Medical Center (DHS), Century Regional Detention Facility (Sheriff), and Sheriff's stations within the County of Los Angeles. December marked the second full month of pre-assessments for this third phase of the Deferred Maintenance Program with the County after starting field work in October.

Full-assessment teams have already started the background and clearance process for DHS and Sheriff's Office. The pilot for full-assessments will begin in the beginning of January. Eventually, three full-assessment teams will start in January after the pilot is complete.

AECOM anticipates that the pre-assessments for the originally scoped 21.4 million square feet will be complete by the end of June 2018, and full-assessments will be complete by the end of December 2018. It is anticipated that the majority of the collected building data will be ready for County of Los Angeles approval by March 2019.

Compared Monthly Statistics - December 2017

Square Feet Pre-Assessed		Count of Buildings Completed Pre-Assessment Quality Assurance	
Last Month:	2,158,189 sf	Last Month:	70
This Month:	1,397,406 sf	This Month:	99
Next Month (Projected):	2,000,000 sf	Next Month (Projected):	100
Dollars Invoiced		Total Count of Buildings Completed Pre-Assessment by Proprietor	
Last Month:	\$390,759	Dept. of Health Services:	108
This Month:	\$462,079	Sheriff's Office:	119

Summary Key Statistics - December 2017

Total Current Facility List GSF:	17,328,189
Total Building Count:	814
Total Dollars Invoiced:	\$1,401,507
Percent Completed:	10.8%
DBE Actual	19.7%
DBE Forecast	30.0%

Project Issues and Resolutions

Health and Safety - The unique and changing work environments presented to the teams require constant vigilance and communication with points of contact, site facility managers, escorts, and home office. The team is constantly improving communication frameworks to manage this dynamic safety environment.

DHS and Sheriff's Background Checks and Clearances - After an initial delay of one month while collecting information and contacts, team members required at least one additional month from initiating their applications to receive clearances from two independent processes for DHS and Sheriff's Office. Clearances are necessary for personnel prior to starting field work for DHS facilities. For Sheriff's Office, clearances are required prior to receiving floorplans and starting field work. The team has worked closely with points of contact with both DHS and Sheriff's Office to streamline the process and attempt to minimize the wait times to the maximum extent possible. The usual wait time for clearances can be more than six months for both DHS and Sheriff's Office regular employees.

Multiple Stakeholder Meetings - Campus grouping of facilities requires additional meetings with stakeholders to introduce the team and coordinate with escorts. The team has performed additional meetings with LAC+USC Medical Center, Harbor UCLA Medical Center, MLK Medical Center, Olive View Medical Center, and Rancho Los Amigos National Rehabilitation Center. For the Sheriff's Office, the team meets with campus and facility leadership daily prior to starting assessments.

Floor Plans - The project team has received floor plans for 72 out of 226 facilities for the Sheriff's Office. For DHS, the project team has received floor plans for 133 out of 477 facilities. (Totals not including parking lots and structures)

Not having floor plans increases the assessment time for the team and escorts because of the additional time required to produce new floor plan drawings from observations at the site. The project team continues to coordinate with DHS and Sheriff's Office personnel at the main office and on site to collect floor plans whenever possible. At this point, the team does not expect to receive many more floorplans and will rely on floor plans collected on site, representative fire exit plans found on site, and manually redrawing floorplans for the buildings as a last resort. The ratios of floorplans received for the buildings this far is a good indicator that floorplans will require a significant effort to update for the facility lists for DHS and Sheriff's Office.

Field Team Delays and Accessibility Issues - Both DHS and Sheriff's Office contain sensitive areas that require communication up the chain of command at the site to gain access and to assign specific escorts. These delays are inevitable due to the unique site environments and difficult to achieve before arriving on site due to shift work and emergency procedures.

Online Reporting - Online reporting will inherently lag behind the monthly report. The goal is for the online reporting to be up to date for a facility about six weeks after the facility has been assessed. The six weeks timeframe is necessary to perform the reviews and quality assurance on the information gathered to then report online.

New Found Buildings - Since the beginning of project research and field work the team has eliminated 138 facilities (1,636,460 sf) from the original project facility list due to demolition or planned demolition. Research and field work have discovered 310 facilities (647,581 sf) that were not included in the original facility list.

Project Expectations for January 2018

The project team will continue to develop and improve communication and culture around safety with DHS and Sheriff's Office teams. Each assessment team will generate safety observations daily at a minimum. The safety observations will be shared with DHS and the Sheriff's Office on a biweekly basis. Incidents or near misses in the field will be reported immediately to the appropriate POC and leadership for DHS and Sheriff's Office.

The team will continue with introductory meetings and pre-assessments of the highly secure, large detention facilities at Century Regional Detention Facility and begin assessments at North County Correctional Facility/Pitchess Detention Center for the Sheriff's Office. For DHS, the team will continue with pre-assessments of the large medical tower facilities at LAC+USC Medical Center and continue pre-assessments of MLK Medical Center.

Full-assessments of DHS and Sheriff's Office facilities that have previously been pre-assessed will begin at LAC+USC Medical Center and Star Center.

Anticipated Schedule for January 2018

The schedule is anticipated to continue to advance through DHS and Sheriff's Office facilities despite the holidays. Our teams will not be working on 1 January. Full and Pre-Assessments of facilities will occur simultaneously in January. For more detail, see the attached table containing the full facility list for Phase 3 that indicates pre-assessment completion dates as well as pre-assessment and full assessment anticipated dates for DHS and Sheriff's Office facilities.

County of Los Angeles - Deferred Maintenance Program Services - Phase 3
Monthly Progress Report - December 2017
Complete Facility List with Pre-Assessment Completion Dates

BIS	LACO	Scoped	Proprietor	Site Name	Building Name	Address	Actual Assessed GSF	Floor Plan Provided	Date Pre-Assessment Scheduled	Date Pre-Assessment Completed	Date Full-Assessment Scheduled	Date Full-Assessment Scheduled
00060	4298	Excluded	Sheriffs	Long Beach Courthouse	Sheriff - Court Services	415 W Ocean Blvd, Long Beach, CA 90802		Not Received	Deferred until 2018			
00067	5318	Excluded	Sheriffs	San Pedro Courthouse	Sheriff - Court Services	595 S Centre St, San Pedro, CA 90731		Not Received	Deferred until 2018			
00087	5286	Excluded	Sheriffs	Metropolitan Courthouse	Sheriff - Court Services	1945 S Hill St, Los Angeles, CA 90007		Not Received	Deferred until 2018			
00170	4526	Y	Sheriffs	Eugene W. Biscailuz Regional Training Center	Biscailuz	1060 N Eastern Ave, Los Angeles, CA 90063		N				
00170	4526-1	N	Sheriffs	Eugene W. Biscailuz Regional Training Center	Biscailuz A-1/A-2	1060 N Eastern Ave, Los Angeles, CA 90063	8,350	Y	10/30/2017	10/30/2017		
00170	4526-10	N	Sheriffs	Eugene W. Biscailuz Regional Training Center	Biscailuz Garage	1060 N Eastern Ave, Los Angeles, CA 90063	3,526	N	10/24/2017	10/24/2017		
00170	4526-11	N	Sheriffs	Eugene W. Biscailuz Regional Training Center	Biscailuz Pistol Range	1060 N Eastern Ave, Los Angeles, CA 90063	58,940	N	10/24/2017	10/24/2017		
00170	4526-12	N	Sheriffs	Eugene W. Biscailuz Regional Training Center	Biscailuz Backhouse 1	1060 N Eastern Ave, Los Angeles, CA 90063	354	N	10/31/2017	10/31/2017		
00170	4526-13	N	Sheriffs	Eugene W. Biscailuz Regional Training Center	Biscailuz Shade Structure	1060 N Eastern Ave, Los Angeles, CA 90063	350	N	10/31/2017	10/31/2017		
00170	4526-14	N	Sheriffs	Eugene W. Biscailuz Regional Training Center	Biscailuz Mess Hall Adjacent Trailer	1060 N Eastern Ave, Los Angeles, CA 90063	1,442	N	10/31/2017	10/31/2017		
00170	4526-15	N	Sheriffs	Eugene W. Biscailuz Regional Training Center	Old Carpenter Shop	1060 N Eastern Ave, Los Angeles, CA 90063	4,207	N	10/24/2017	10/24/2017		
00170	4526-16	N	Sheriffs	Eugene W. Biscailuz Regional Training Center	Biscailuz Bunker / Tunnel	1060 N Eastern Ave, Los Angeles, CA 90063	4,042	N	10/24/2017	10/24/2017		
00170	4526-17	N	Sheriffs	Eugene W. Biscailuz Regional Training Center	Biscailuz Armory Warehouse	1060 N Eastern Ave, Los Angeles, CA 90063	2,070	N	10/24/2017	10/24/2017		
00170	4526-18	N	Sheriffs	Eugene W. Biscailuz Regional Training Center	Biscailuz Storage Shed	1060 N Eastern Ave, Los Angeles, CA 90063	100	N	10/25/2017	10/25/2017		
00170	4526-19	N	Sheriffs	Eugene W. Biscailuz Regional Training Center	Biscailuz Covered Patio	1060 N Eastern Ave, Los Angeles, CA 90063	1,908	N	10/30/2017	10/30/2017		
00170	4526-2	N	Sheriffs	Eugene W. Biscailuz Regional Training Center	Biscailuz A-3/A-4	1060 N Eastern Ave, Los Angeles, CA 90063	8,554	Y	10/30/2017	10/30/2017		
00170	4526-20	N	Sheriffs	Eugene W. Biscailuz Regional Training Center	Biscailuz Storage Shed 2	1060 N Eastern Ave, Los Angeles, CA 90063	100	N	10/31/2017	11/27/2017		
00170	4526-21	N	Sheriffs	Eugene W. Biscailuz Regional Training Center	Biscailuz Storage Shed 3	1060 N Eastern Ave, Los Angeles, CA 90063	100	N	10/31/2017	11/27/2017		
00170	4526-22	N	Sheriffs	Eugene W. Biscailuz Regional Training Center	Biscailuz Storage Shed 4	1060 N Eastern Ave, Los Angeles, CA 90063	100	N	10/31/2017	11/27/2017		
00170	4526-3	N	Sheriffs	Eugene W. Biscailuz Regional Training Center	Biscailuz A-5/A-6	1060 N Eastern Ave, Los Angeles, CA 90063	8,366	Y	10/30/2017	10/30/2017		
00170	4526-4	N	Sheriffs	Eugene W. Biscailuz Regional Training Center	Biscailuz B-1/B-2	1060 N Eastern Ave, Los Angeles, CA 90063	8,346	Y	10/30/2017	10/25/2017		
00170	4526-5	N	Sheriffs	Eugene W. Biscailuz Regional Training Center	Biscailuz B-3/B-4	1060 N Eastern Ave, Los Angeles, CA 90063	8,274	Y	10/25/2017	10/25/2017		
00170	4526-6	N	Sheriffs	Eugene W. Biscailuz Regional Training Center	Biscailuz B-5/B-6	1060 N Eastern Ave, Los Angeles, CA 90063	8,318	Y	10/25/2017	10/25/2017		
00170	4526-7	N	Sheriffs	Eugene W. Biscailuz Regional Training Center	Biscailuz SEB Admin Building	1060 N Eastern Ave, Los Angeles, CA 90063	33,107	N	10/23/2017	10/23/2017		
00170	4526-8	N	Sheriffs	Eugene W. Biscailuz Regional Training Center	Biscailuz SEB Kitchen / Mess Hall Building	1060 N Eastern Ave, Los Angeles, CA 90063	24,061	N	10/31/2017	10/31/2017		
00170	4526-9	N	Sheriffs	Eugene W. Biscailuz Regional Training Center	Biscailuz Gymnasium	1060 N Eastern Ave, Los Angeles, CA 90063	11,745	N	10/24/2017	10/24/2017		
00170	1595	Y	Sheriffs	Eugene W. Biscailuz Regional Training Center	Laser Village	1060 N Eastern Ave, Los Angeles, CA 90063		N				
00170	1595-1	N	Sheriffs	Eugene W. Biscailuz Regional Training Center	Laser Village Stimulated 1 Bedroom House	1060 N Eastern Ave, Los Angeles, CA 90063	391	N	10/26/2017	10/26/2017		
00170	1595-2	N	Sheriffs	Eugene W. Biscailuz Regional Training Center	Laser Village Garage	1060 N Eastern Ave, Los Angeles, CA 90063	557	N	10/26/2017	10/26/2017		
00170	1595-3	N	Sheriffs	Eugene W. Biscailuz Regional Training Center	Laser Village One Story Building	1060 N Eastern Ave, Los Angeles, CA 90063	1,780	Y	10/26/2017	10/26/2017		
00170	1595-4	N	Sheriffs	Eugene W. Biscailuz Regional Training Center	Laser Village Two Story Building	1060 N Eastern Ave, Los Angeles, CA 90063	890	Y	10/26/2017	10/26/2017		
00170	1595-5	N	Sheriffs	Eugene W. Biscailuz Regional Training Center	Laser Village Existing Building	1060 N Eastern Ave, Los Angeles, CA 90063	3,177	N	10/26/2017	10/26/2017		
00170	1595-6	N	Sheriffs	Eugene W. Biscailuz Regional Training Center	Laser Village Existing Trailer	1060 N Eastern Ave, Los Angeles, CA 90063	1,278	N	10/26/2017	10/26/2017		
00320	0135	Excluded	Health Services	LAC+USC Medical Center	Medical Center-Gardener's Office/Storage Building	1200 State St Los Angeles 90033		N	Duplicate			
00320	0160	N	Health Services	LAC+USC Medical Center	Medical Center - Violence Inv. Prog. T-11	1240 N Mission Road	2,044	N	11/28/2017	11/28/2017		
00320	0165	N	Health Services	LAC+USC Medical Center	Medical Center - Violence Inv. Prog. T-11A	1240 N Mission Road	1,479	N	11/27/2017	11/27/2017		
00320	0172	N	Health Services	LAC+USC Medical Center	Medical Center - Womens & Childrens - Childcare	1240 N Mission Road		N	12/2/2018			
00320	0256	Y	Health Services	LAC+USC Medical Center	Medical Center-Imaging Sciences MRI Center	1720 Zonal Ave Los Angeles 90033	7,772	Y	11/29/2017	11/29/2017		
00320	0256-1	N	Health Services	LAC+USC Medical Center	Medical Center - Pediatric Clinic by MRI Center	1720 Zonal Ave Los Angeles 90033	1,718	N	11/29/2017	11/29/2017		
00320	0259	Y	Health Services	LAC+USC Medical Center	Medical Center-Buena Care / Altamed Trailer	1701 Zonal Ave Los Angeles 90033	4,350	N	11/28/2017	11/28/2017		
00320	0261	N	Health Services	LAC+USC Medical Center	Medical Center - Morgue Overflow	1635 Marengo St	685	N	11/20/2017	11/21/2017		
00320	0261-1	N	Health Services	LAC+USC Medical Center	Medical Center - Tram Shop Building 528	1200 State St Los Angeles 90033	1,240	Not Received	10/11/2017	10/12/2017		
00320	0261-2	N	Health Services	LAC+USC Medical Center	Medical Center - Tram Shop Restroom	1200 State St Los Angeles 90033	380	Not Received	10/11/2017	10/12/2017		1/16/2018
00320	0261-3	N	Health Services	LAC+USC Medical Center	Medical Center - Stand Alone Overflow	1635 Marengo St, Los Angeles, CA 90033	685	Not Received	11/20/2017	11/21/2017		
00320	0261-4	N	Health Services	LAC+USC Medical Center	Medical Center - Chemical Storage	1635 Marengo St, Los Angeles, CA 90033	108	Not Received	11/20/2017	11/21/2017		
00320	0261-5	N	Health Services	LAC+USC Medical Center	Medical Center - Chemical Storage	1635 Marengo St, Los Angeles, CA 90033	1,111	Not Received	11/22/2017	11/27/2017		
00320	0270	Excluded	Health Services	LAC+USC Medical Center	Medical Center-Biohazardous Waste Storage Building	1358 Eastlake Ave Los Angeles 90033		N	Demolished			
00320	0277	Y	Health Services	LAC+USC Medical Center	Medical Center-Employees Child Care Center Storage Shed	1401 Mission Rd Los Angeles 90031	217	N	10/31/2017	11/17/2017		
00320	0278	Excluded	Health Services	LAC+USC Medical Center	Medical Center-Transportation Vehicle Parking/Storage	1830 Griffin Ave Los Angeles 90031		N	Demolished			
00320	0285	Y	Health Services	LAC+USC Medical Center	Medical Center-Parking Kiosk (LAC+USC Mc Lot A-1)	2020 Zonal Ave Los Angeles 90033		N	1/3/2018			
00320	0390	Y	Health Services	LAC+USC Medical Center	Medical Center-Simulation Center	1711 Griffin Ave Los Angeles 90031	2,066	Y	11/16/2017	11/16/2017		
00320	0393	Excluded	Health Services	LAC+USC Medical Center	Medical Center - Parking Booth (LAC+USC - Lot 14)	1700 Sichel St Los Angeles 90031		N	Demolished			
00320	0394	Y	Health Services	LAC+USC Medical Center	Medical Center - Underground Electrical Substation 0	1800 Zonal Ave Los Angeles 90033	290	N	11/22/2017	11/27/2017		
00320	0398	Y	Health Services	LAC+USC Medical Center	Medical Center-Building Crafts Masonry Storage Building	1358 Eastlake Ave Los Angeles 90033	920	N	10/11/2017	10/18/2017		1/17/2018
00320	0398-1	N	Health Services	LAC+USC Medical Center	Mason Shop Shed #2	1100 Mission Rd Los Angeles 90033	522	N	10/18/2017	10/18/2017		1/24/2018
00320	0398-2	N	Health Services	LAC+USC Medical Center	Mason Shop Shed #3	1100 Mission Rd Los Angeles 90033	179	N	10/18/2017	10/18/2017		1/24/2018
00320	0609	Y	Health Services	LAC+USC Medical Center	Medical Center-Thrift Shop	1100 Mission Rd Los Angeles 90033	2,346	N	11/20/2017	11/22/2017		
00320	0622	Y	Health Services	LAC+USC Medical Center	Medical Center-Pharmacy Building	1100 Mission Rd Los Angeles 90033	57,900	Y	10/5/2017	10/6/2017		1/10/2018
00320	0635	Y	Health Services	LAC+USC Medical Center	Medical Center-General Hospital (Former Hospital)	1200 State St Los Angeles 90033	1,419,000	Y	11/6/2017	11/15/2017		
00320	0635-1	N	Health Services	LAC+USC Medical Center	Medical Center - Trailer between Chaplains and I&R Lot 12	1200 State St Los Angeles 90033	858	N	11/22/2017	11/27/2017		
00320	0635-2	Y	Sheriffs	LAC+USC Medical Center	County Services Administration Building	2020 Zonal Ave, Los Angeles, CA 90033		Not Received	0			
00320	0635-3	Y	Sheriffs	LAC+USC Medical Center	County Services Administration Building	1200 N State St, Los Angeles, CA 90033		Not Received	0			
00320	0635-4	Y	Sheriffs	LAC+USC Medical Center	County Services Administration Building	1175 N Cummings St, Los Angeles, CA 90033		Not Received	0			
00320	0636	Y	Health Services	LAC+USC Medical Center	Medical Center-Main Gatehouse	1200 State St Los Angeles 90033	190	N	11/21/2017	11/22/2017		
00320	0637	Y	Health Services	LAC+USC Medical Center	Medical Center-Personnel Office Building	1200 State St Los Angeles 90033	2,920	N	10/26/2017	10/20/2017		2/5/2018
00320	0638	Y	Health Services	LAC+USC Medical Center	Medical Center-Quality Assurance Utilization Review	1200 State St Los Angeles 90033	2,903	Y	10/26/2017	10/20/2017		2/6/2018
00320	2484	Y	Health Services	LAC+USC Medical Center	Medical Center - Women's and Children's Hospital	1240 Mission Rd Los Angeles 90033	676,120	Y	10/18/2017	10/18/2017		No FA
00320	2484-1	N	Health Services	LAC+USC Medical Center	Medical Center - Pediatric Clinic by W&C Hospital	1240 Mission Rd Los Angeles 90033	4,368	N	11/23/2017	11/21/2017		
00320	2484-2	N	Health Services	LAC+USC Medical Center	Medical Center - W&C Hospital Backhouse	1240 Mission Rd Los Angeles 90033		N	13/2/2018			
00320	3227	Excluded	Health Services	LAC+USC Medical Center	Medical Center-Patio Shelter	1200 State St Los Angeles 90033		N	Part of 0835			
00320	3309	Y	Health Services	LAC+USC Medical Center	Medical Center-Incinerator And Office	1200 State St Los Angeles 90033	332	N	11/30/2017	11/30/2017		
00320	3397	Y	Health Services	LAC+USC Medical Center	Medical Center - Gatehouse (Parking Structure Lot 12A)	2020 Zonal Ave Los Angeles 90033		N	Deferred until 2018			
00320	3701	Y	Health Services	LAC+USC Medical Center	Medical Center-Gardener Shed	1200 State St Los Angeles 90033		N	1/3/2018			
00320	3768	Excluded	Health Services	LAC+USC Medical Center	Medical Center-Pediatric Pavilion Gatehouse	1200 State St Los Angeles 90033		N	Demolished			
00320	3989	Y	Health Services	LAC+USC Medical Center	Medical Center-Building Crafts Shops And Warehouse	1358 Eastlake Ave Los Angeles 90033	62,946	N	10/5/2017	10/12/2017		1/9/2018
00320	3989-1	N	Health Services	LAC+USC Medical Center	Medical Center - Parking Lot 6A Shed	1358 Eastlake Ave Los Angeles 90033	794	N	11/28/2017	11/28/2017		
00320	3989-2	N	Health Services	LAC+USC Medical Center	Medical Center - Parking Lot 6A	1358 Eastlake Ave Los Angeles 90033		N	Deferred until 2018			
00320	3989-3	N	Health Services	LAC+USC Medical Center	Medical Center - Building Crafts Shops Backhouses	1358 Eastlake Ave Los Angeles 90033	3,198	N	11/28/2017	11/22/2017		
00320	4167	Y	Health Services	LAC+USC Medical Center	Medical Center-Telephone Exchange Building	1200 State St Los Angeles 90033	5,870	Y	11/21/2017	11/22/2017		
00320	4585	Excluded	Health Services	LAC+USC Medical Center	Medical Center-Storeroom	1100 Mission Rd Los Angeles 90033		N	Duplicate for 5332			
00320	4711	Y	Health Services	LAC+USC Medical Center	Medical Center-Outpatient Clinic Building	1175 Cummings St Los Angeles 90033	213,240	Y	12/7/2017	12/7/2017		
00320	4769	Y	Health Services	LAC+USC Medical Center	Medical Center-Radiation Substation Vault	1200 State St Los Angeles 90033	304	N	11/30/2017	11/30/2017		
00320	4833	Y	Health Services	LAC+USC Medical Center	Medical Center - Complex Central Power Plant	1200 State St Los Angeles 90033						

County of Los Angeles - Deferred Maintenance Program Services - Phase 3
Monthly Progress Report - December 2017
Complete Facility List with Pre-Assessment Completion Dates

BIS	LACO	Scoped	Proprietor	Site Name	Building Name	Address	Actual Assessed GSF	Floor Plan Provided	Date Pre-Assessment Scheduled	Date Pre-Assessment Completed	Date Full-Assessment Scheduled	Date Full-Assessment Scheduled
00320	5332	Y	Health Services	LAC+USC Medical Center	Medical Center-Pharmacy Storeroom	1200 State St Los Angeles 90033	5,652	N	10/6/2017		10/9/2017	1/11/2018
00320	5333	Y	Health Services	LAC+USC Medical Center	Medical Center-Pharmacy Storage	1200 State St Los Angeles 90033	1,019	N	10/6/2017		10/9/2017	1/11/2018
00320	5334	Excluded	Health Services	LAC+USC Medical Center	Medical Center-Storeroom	1200 State St Los Angeles 90033		N				
00320	5509	Y	Health Services	LAC+USC Medical Center	Medical Center-Annex 1/ Masonry Shop Office	1200 State St Los Angeles 90033	950	N	10/11/2017		10/12/2017	1/18/2018
00320	5510	Y	Health Services	LAC+USC Medical Center	Medical Center-Annex 2/ Volunteers' Office & Storage	1200 State St Los Angeles 90033	949	N	10/20/2017		10/20/2017	1/30/2018
00320	5511	Y	Health Services	LAC+USC Medical Center	Medical Center-Annex 3/Facilities Management Storage	1200 State St Los Angeles 90033	1,339	N	10/18/2017		10/18/2017	1/30/2018
00320	5511-1	N	Health Services	LAC+USC Medical Center	Medical Center-Annex 3 backhouse	1200 State St Los Angeles 90033	945	N	10/18/2017		10/18/2017	1/30/2018
00320	5511-2	N	Health Services	LAC+USC Medical Center	Medical Center-Annex Trailer	1200 State St Los Angeles 90033		N	1/2/2018			
00320	5568	Y	Health Services	LAC+USC Medical Center	Medical Center - Parking Structure (Lot 12)	2020 Zonal Ave Los Angeles 90033		Y	Deferred until 2018			
00320	5699	Y	Health Services	LAC+USC Medical Center	Medical Center-Chaplain's Center	1200 State St Los Angeles 90033	2,328	N	11/22/2017		11/27/2017	
00320	6475	Y	Health Services	LAC+USC Medical Center	Medical Center-Livingson Reproductive Bio Lab Annex	1319 Griffin Ave At Mission Road Los Angeles 90031	6,965	Y	10/31/2017		11/7/2017	
00320	6476	Y	Health Services	LAC+USC Medical Center	Medical Center-North Hall - Building 50	1319 Griffin Ave At Mission Road Los Angeles 90031	12,273	N	11/15/2017		11/16/2017	
00320	6477	Y	Health Services	LAC+USC Medical Center	Medical Center-Phinney Hall Cancer Center - Building 40	1721 Griffin Ave Los Angeles 90031	20,792	Y	11/15/2017		11/16/2017	
00320	6478	Y	Health Services	LAC+USC Medical Center	Medical Center-Tower Hall - Building 30 (Nursing)	1711 Griffin Ave Los Angeles 90031	5,882	Y	11/16/2017		11/20/2017	
00320	6479	Y	Health Services	LAC+USC Medical Center	Medical Center-Building 10/20 - Pediatric Clinic	1237 Mission Rd Los Angeles 90031	40,007	Y	11/20/2017		11/21/2017	
00320	6481	Y	Health Services	LAC+USC Medical Center	Medical Center-Building 110 - Central Files Storage	1711 Griffin Ave Los Angeles 90031	10,119	Y	11/16/2017		11/20/2017	
00320	6482	Y	Health Services	LAC+USC Medical Center	Medical Center-Science Hall - Building 90	1733 Griffin Ave Los Angeles 90031		N	11/15/2017		11/16/2017	
00320	6483	Excluded	Health Services	LAC+USC Medical Center	Medical Center-Masonry Shop Office - Building 100	1739 Griffin Ave Los Angeles 90031		N	Demolished			
00320	6486	Y	Health Services	LAC+USC Medical Center	Medical Center-Building 120 - Supplies Warehouse	1711 Griffin St Los Angeles 90031		N	11/15/2017		11/21/2017	
00320	6493	Excluded	Health Services	LAC+USC Medical Center	Medical Center-Office Machines Storage Building	1739 Griffin Ave Los Angeles 90031	1,604	N				
00320	6496	Y	Health Services	LAC+USC Medical Center	Medical Center-Transportation Building	1830 Griffin Ave Los Angeles 90033	961	N	11/1/2017		11/1/2017	
00320	6496-1	N	Health Services	LAC+USC Medical Center	Medical Center-Restroom/Showers	1830 Griffin Ave Los Angeles 90033	419	N	11/1/2017		11/1/2017	
00320	6496-2	N	Health Services	LAC+USC Medical Center	Medical Center - Transportation Warehouse	1200 State St, Los Angeles, CA 90033	20,182	N	12/20/2017		12/20/2017	
00320	A512	Y	Health Services	LAC+USC Medical Center	Medical Center-Carlson Center Skills Lab Trailer	1700 Sichel St Los Angeles 90031	6,583	N	11/16/2017		11/20/2017	
00320	A513	Excluded	Health Services	LAC+USC Medical Center	Medical Center-Interns & Residents Childs Playground	2020 Zonal Ave Los Angeles 90033		N	Demolished			
00320	A515	Excluded	Health Services	LAC+USC Medical Center	Medical Center-Sheet Metal Shop	1100 Mission Rd Los Angeles 90033		N	Demolished			
00320	A516	Excluded	Health Services	LAC+USC Medical Center	Medical Center-Building Crafts Paint Storage Building	1356 Eastlake Ave Los Angeles 90033		N	Demolished			
00320	C110	N	Health Services	LAC+USC Medical Center	Medical Center - Expedite Management	2064 Marengo St	5,613	N	10/11/2017		10/12/2017	1/22/2018
00320	L799	Y	Health Services	LAC+USC Medical Center	Medical Center - Parking Structure (LAC+USC - Lot 9)	1950 Marengo St		N	Deferred until 2018			
00320	L803	Y	Health Services	LAC+USC Medical Center	Medical Center - Parking Lot (LAC+USC-Lot 00)	2020 Zonal Ave Los Angeles 90033		N	Deferred until 2018			
00320	L804	Y	Health Services	LAC+USC Medical Center	Medical Center - Parking Lot (LAC+USC - Lot 14)	1700 Sichel St Los Angeles 90031		N	Deferred until 2018			
00320	T538	Excluded	Health Services	LAC+USC Medical Center	Medical Center-CHP (24 Hour Nursing Triage) T-21	1200 State St Los Angeles 90033		N	Demolished			
00320	T539	Excluded	Health Services	LAC+USC Medical Center	Medical Center-Clinical Research Trailer	1200 State St Los Angeles 90033		N	Demolished			
00320	T540	Excluded	Health Services	LAC+USC Medical Center	Medical Center-Learning Center	1200 State St Los Angeles 90033		N	Demolished			
00320	T541	Excluded	Health Services	LAC+USC Medical Center	Medical Center-Home Care Trailer T-4	1200 State St Los Angeles 90033		N	Demolished			
00320	T542	Excluded	Health Services	LAC+USC Medical Center	Medical Center-Patient Financial Services T-5	1200 State St Los Angeles 90033		N	Demolished			
00320	T543	Excluded	Health Services	LAC+USC Medical Center	Medical Center-Research Committee Trailer	1200 State St Los Angeles 90033		N	Demolished			
00320	T544	Excluded	Health Services	LAC+USC Medical Center	Medical Center-Quality Assurance/Utilization Review	1200 State St Los Angeles 90033		N	Demolished			
00320	T545	Y	Health Services	LAC+USC Medical Center	Medical Center-Employees Child Care Center Trailer T-14	1401 Mission Rd Los Angeles 90031	4,179	Y	10/31/2017		11/7/2017	
00320	T547	Y	Health Services	LAC+USC Medical Center	Medical Center - Patient Financial Services T-15	1240 N Mission Road	3,108	Y	10/11/2017		10/12/2017	1/23/2018
00320	T551	Excluded	Health Services	LAC+USC Medical Center	Medical Center-Sickle Cell Clinic Trailer T-12	1200 State St Los Angeles 90033		N	Demolished			
00320	T552	Y	Health Services	LAC+USC Medical Center	Medical Center - Pharmacy Trailer	1240 N Mission Road	8,131	N	10/26/2017		11/2/2017	2/7/2018
00320	T555	Y	Health Services	LAC+USC Medical Center	Medical Center-Patient Financial Services T-17	1200 State St Los Angeles 90033	5,268	Y	11/30/2017		11/30/2017	
00320	T556	Y	Health Services	LAC+USC Medical Center	Universal Waste Storage Yard	1200 State St, Los Angeles, CA 90033	360	Not Received			11/30/2017	
00320	T566	Y	Health Services	LAC+USC Medical Center	Medical Center-Patient Financial Services Trailer	1200 State St Los Angeles 90033	11,570	Y	10/26/2017		10/31/2017	2/8/2018
00320	T618	Excluded	Health Services	LAC+USC Medical Center	Medical Center-Replacement Project Real Estate Office	1200 State St Los Angeles 90033		N	Demolished			
00320	T619	Excluded	Health Services	LAC+USC Medical Center	Medical Center-Research Committee Office Trailer T-25	1200 State St Los Angeles 90033		N	Demolished			
00320	T620	Excluded	Health Services	LAC+USC Medical Center	Medical Center-Emergency Medical Services Trailer T-18	1200 State St Los Angeles 90033		N	Demolished			
00320	X174	Y	Health Services	LAC+USC Medical Center	Medical Center-Rand Schrader Acids Outpatient Clinic	1300 Mission Rd Los Angeles 90033	30,903	Y	10/30/2017		10/31/2017	
00320	X540	Excluded	Health Services	LAC+USC Medical Center	Access Road-Parking Structure(LAC+USC-Lot #9)	0 Pomery Ave Los Angeles 90033		N	Non-Assessable			
00320	X604	Y	Health Services	LAC+USC Medical Center	Medical Center-Tunnel	1200 State St Los Angeles 90033	45,457	N	10/9/2017		10/12/2017	1/15/2018
00320	X604-1	Excluded	Health Services	LAC+USC Medical Center	Medical Center - Tool Shed	1200 State St, Los Angeles, CA 90033	3,950	N	Part of 5331		10/12/2017	
00320	X604-2	N	Health Services	LAC+USC Medical Center	Hillside Tunnel Storage	1200 State St, Los Angeles, CA 90033	856	Not Received			11/29/2017	11/29/2017
00320	X604-3	N	Health Services	LAC+USC Medical Center	Hillside Tunnel Storage A	1200 State St, Los Angeles, CA 90033	314	Not Received			11/29/2017	11/29/2017
00320	X605	Excluded	Health Services	LAC+USC Medical Center	Medical Center-Flammable Storage	1200 State St Los Angeles 90033		N	Demolished			
00320	X605-1	N	Health Services	LAC+USC Medical Center	Patients Financial Services T - 1&3	1200 State St, Los Angeles, CA 90033	7,285	Not Received	12/4/2017		12/4/2017	
00320	X609	Y	Health Services	LAC+USC Medical Center	Medical Center-LAC+USC Inpatient Tower (New)	1200 State St Los Angeles 90033		Y	1/16/2018			
00320	X609-1	N	Health Services	LAC+USC Medical Center	East Central Plant Propane Gas Reserve	1200 State St, Los Angeles, CA 90033	2,414	N	12/20/2017		12/20/2017	
00320	X614	Y	Health Services	LAC+USC Medical Center	Medical Center-LAC+USC Diagnostic And Treatment Center	1200 State St Los Angeles 90033		Y	1/8/2018		12/28/2017	
00320	X616	Y	Health Services	LAC+USC Medical Center	Medical Center-LAC+USC Outpatient Tower (New)	1200 State St Los Angeles 90033		Y	12/26/2017			
00320	X617	Y	Health Services	LAC+USC Medical Center	Medical Center-LAC+USC Central Plant (New)	1200 State St Los Angeles 90033	21,603	N	12/19/2017		12/19/2017	
00320	X617-1	N	Health Services	LAC+USC Medical Center	LAC+USC Medical Center - Central Plant Top-Parking Guardho	1200 State St, Los Angeles, CA 90033	0	Not Received	12/21/2017		12/21/2017	
00320	X617-2	N	Health Services	LAC+USC Medical Center	East Central Plant Cooling Tower	1200 State St, Los Angeles, CA 90033	4,600	N	12/19/2017		12/19/2017	
00320	X617-3	N	Health Services	LAC+USC Medical Center	LAC+USC Central Plant Gatehouse	1200 State St, Los Angeles, CA 90033	31	N	12/19/2017		12/19/2017	
00320	X617-4	N	Health Services	LAC+USC Medical Center	LAC+USC Medical Center - Gas Yard	1200 State St, Los Angeles, CA 90033	0	Not Received	12/21/2017		12/21/2017	
00320	X617-5	N	Health Services	LAC+USC Medical Center	LAC+USC Medical Center - Gas Yard Shed	1200 State St, Los Angeles, CA 90033	0	Not Received	12/21/2017		12/21/2017	
00320	Y781	Y	Health Services	LAC+USC Medical Center	Medical Center-Cancer Research Laboratory	1303 Mission Rd Los Angeles 90031	16,852	Y	11/1/2017		11/2/2017	
00320	Y782	Y	Health Services	LAC+USC Medical Center	Medical Center - Gatehouse (Parking Lot 5W)	1200 State St Los Angeles 90033		N	Deferred until 2018			
00320	Y784	Excluded	Health Services	LAC+USC Medical Center	Medical Center-Pharmacy Building Gatehouse	1303 Mission Rd Los Angeles 90033		N	Demolished			
00320	Y785	Excluded	Health Services	LAC+USC Medical Center	Medical Center-Mechanical Shelter	1200 State St Los Angeles 90033		N	Demolished			
00320	Y786	Excluded	Health Services	LAC+USC Medical Center	Medical Center-Electrical Vault #2	1200 State St Los Angeles 90033		N	Demolished			
00320	Y787	Excluded	Health Services	LAC+USC Medical Center	Medical Center-Medical Center Credit Union ATM	1200 State St Los Angeles 90033		N	Demolished			
00320	Y788	Y	Health Services	LAC+USC Medical Center	Medical Center-Livingson Reproductive Biology Lab	1321 Mission Rd Los Angeles 90031	8,570	N	10/31/2017		11/1/2017	
00320	Y794	Excluded	Health Services	LAC+USC Medical Center	Medical Center-Child Care Center Storeroom	1200 State St Los Angeles 90033		N	Part of 0172			
00320	Y797	Y	Health Services	LAC+USC Medical Center	Medical Center - Parking Structure (LAC+USC-Lot 10)	1200 State St Los Angeles 90033		N	Deferred until 2018			
00320	Y798	Excluded	Health Services	LAC+USC Medical Center	Medical Center-Office Equipment & Salvage Warehouse	1808 Griffin Ave Los Angeles 90031		N	Demolished			
00320	Y799	Excluded	Health Services	LAC+USC Medical Center	Medical Center-Trash Compactor	1200 State St Los Angeles 90033		N	Part of 0835			
00320	Y800	Excluded	Health Services	LAC+USC Medical Center	Medical Center-Incinerator	1200 State St Los Angeles 90033		N	Duplicate, part of 4769-3309			
00320	Y801	Excluded	Health Services	LAC+USC Medical Center	Medical Center-Genetics Clinic Trailer	1200 State St Los Angeles 90033		N	Demolished			
00320	Y803	Y	Health Services	LAC+USC Medical Center	Medical Center-General Hospital Mini Warehouse	1900 Zonal Ave Los Angeles 90033	23,343	Y	11/21/2017		11/22/2017	
00320	Y805	N	Health Services	LAC+USC Medical Center	Trash Compactor	1200 State St, Los Angeles, CA 90033	4,071	Not Received	11/30/2017		11/30/2017	
00323	0394	Excluded	Health Services	LAC+USC Medical Center	Medical Center-Underground Electrical Substation 0	1800 Zonal Ave Los Angeles 90033		N	Duplicate			
00323	4833	Excluded	Health Services	LAC+USC Medical Center	Medical Center-Complex Central Power Plant	1635 Marengo St Los Angeles 90033		N	Duplicate			
00323	4834	Excluded	Health Services	LAC+USC Medical Center	Medical Center-Water Cooling Tower	1635 Marengo St Los Angeles 90033		N	Duplicate			
00323	L816	Y	Health Services	LAC+USC Medical Center	Parking Lot (LAC+USC Medical Center-Lot 2)	1800 Zonal Ave Los Angeles 90033		N	Deferred until 2018			
00323	T553	Excluded	Health Services	LAC+USC Medical Center	Medical Center-Tee Ball Clinic T-9	1635 Marengo St Los Angeles 90033		Not Received				
00324	2484	Excluded	Health Services	LAC+USC Medical Center	Medical Center-Women's And Children's Hospital	1240 Mission Rd Los Angeles 90033		N	Duplicate			
00324	4598	Excluded	Health Services	LAC+USC Medical Center	Medical Center-Cooling Tower	1240 Mission Rd Los Angeles 90033		N	Demolished			
00324	4599	Y	Health Services	LAC+USC Medical Center	Medical Center-Women's Hospital Gatehouse	1240 Mission Rd Los Angeles 90033	138	N	12/14/2017		12/14/2017	
00324	T546	Excluded	Health Services	LAC+USC Medical Center	Medical Center-Patient Financial Services Office T-16	1240 Mission Rd Los Angeles 90033		Not Received				
00324	T547	Excluded	Health Services	LAC+USC Medical Center	Medical Center-Patient Financial Services T-15	1240 Mission Rd Los Angeles 90033		Not Received				
00324	T552	Excluded	Health Services	LAC+USC Medical Center	Medical Center-Pharmacy Trailer	1240 Mission Rd Los Angeles 90033		Not Received				

County of Los Angeles - Deferred Maintenance Program Services - Phase 3
Monthly Progress Report - December 2017
Complete Facility List with Pre-Assessment Completion Dates

BIS	LACO	Scoped	Proprietor	Site Name	Building Name	Address	Actual Assessed GSF	Floor Plan Provided	Date Pre-Assessment Scheduled	Date Pre-Assessment Completed	Date Full-Assessment Scheduled	Date Full-Assessment Scheduled
00324	Y802	Excluded	Health Services	LAC+USC Medical Center	Medical Center-Women's Hospital Mini Warehouse	1240 Mission Rd Los Angeles 90033		Not Received	Demolished			
00380	2052	Excluded	Health Services	Harbor-UCLA Medical Center	Harbor-Land Only (Building Demolished-LACO #2053)	1000 Carson St Torrance 90502		Not Received	Demolished			
00380	2054	N	Health Services	Harbor-UCLA Medical Center	Harbor-Clinical Social Work/Outpatient Pharmacy N-22	1000 Carson St Torrance 90502		Y				
00380	2056	Y	Health Services	Harbor-UCLA Medical Center	Harbor-Nursing Quality/ Snack Bar Building N-17	1000 Carson St Torrance 90502		N				
00380	2057	Y	Health Services	Harbor-UCLA Medical Center	Harbor-UCLA Surgery/Emergency	1000 Carson St Torrance 90502		Y				
00380	2058	Excluded	Health Services	Harbor-UCLA Medical Center	Harbor-Storage Building N-19	1000 Carson St Torrance 90502		Not Received	Demolished			
00380	2058-1	N	Health Services	Harbor-UCLA Medical Center	Harbor-N-20	1000 Carson St Torrance 90502		Y				
00380	2058-2	N	Health Services	Harbor-UCLA Medical Center	Harbor-N-21	1000 Carson St Torrance 90502		N				
00380	2059	Excluded	Health Services	Harbor-UCLA Medical Center	Harbor-Speech Pathology/Audiology Clinic N-1	1000 Carson St Torrance 90502		Not Received	Demolished			
00380	2060	Excluded	Health Services	Harbor-UCLA Medical Center	Harbor-Rel Radiology Medicine Clinic N-11	1000 Carson St Torrance 90502		Not Received	Demolished			
00380	2061	Y	Health Services	Harbor-UCLA Medical Center	Harbor-Medical Records Building N-6	1000 Carson St Torrance 90502		N				
00380	2063	Y	Health Services	Harbor-UCLA Medical Center	Harbor-Rel Administration Building N-14	1124 Carson St Torrance 90502		N				
00380	2063-1	N	Health Services	Harbor-UCLA Medical Center	Harbor-N-16	1124 Carson St Torrance 90502		N				
00380	2064	Y	Health Services	Harbor-UCLA Medical Center	Harbor-Rel Pathology/ Research Pharmacy B-1	1000 Carson St Torrance 90502		Y				
00380	2065	Y	Health Services	Harbor-UCLA Medical Center	Harbor-Rel Admin Records/Radiology B2/B2 East	1000 Carson St Torrance 90502		Y				
00380	2067	Y	Health Services	Harbor-UCLA Medical Center	Harbor-Rel Psychiatry/ Neurology Clinic B-4	1000 Carson St Torrance 90502		Y				
00380	2067-1	N	Health Services	Harbor-UCLA Medical Center	Harbor-B-4 Trailer	1000 Carson St Torrance 90502		N				
00380	2071	Y	Health Services	Harbor-UCLA Medical Center	Harbor-Rel Medical Research Lab C-1	1000 Carson St Torrance 90502		Y				
00380	2072	Y	Health Services	Harbor-UCLA Medical Center	Harbor-Rel Pathology Research Clinic C-2	1000 Carson St Torrance 90502		Y				
00380	2072-1	N	Health Services	Harbor-UCLA Medical Center	Harbor-C-2 Trailer	1000 Carson St Torrance 90502		N				
00380	2073	Y	Health Services	Harbor-UCLA Medical Center	Harbor-Rel Pediatric Research Clinic C-3	1000 Carson St Torrance 90502		N				
00380	2079	Y	Health Services	Harbor-UCLA Medical Center	Harbor-Paint Shop	1000 Carson St Torrance 90502		N				
00380	2079-1	N	Health Services	Harbor-UCLA Medical Center	Harbor-Hazmat Storage	1000 Carson St Torrance 90502		N				
00380	2081	Y	Health Services	Harbor-UCLA Medical Center	Harbor-UCLA Medical Center/Credit Union ATM	1000 Carson St Torrance 90502		N				
00380	2084	N	Health Services	Harbor-UCLA Medical Center	Harbor-LA Biomed Animal Care D-1	1000 Carson St Torrance 90502		Y				
00380	2085	Excluded	Health Services	Harbor-UCLA Medical Center	Harbor-Mental Health Day Treatment Clinic D-2	1000 Carson St Torrance 90502		Not Received	Demolished			
00380	2085-1	N	Health Services	Harbor-UCLA Medical Center	Harbor-D-2.5	1000 Carson St Torrance 90502		Y				
00380	2085-2	N	Health Services	Harbor-UCLA Medical Center	Harbor-D-2 Annex	1000 Carson St Torrance 90502		N				
00380	2086	Y	Health Services	Harbor-UCLA Medical Center	Harbor-Rel Obstetrics & Gynecology Clinic D-3	1000 Carson St Torrance 90502		Y				
00380	2086-1	N	Health Services	Harbor-UCLA Medical Center	Harbor-D-3.5	1000 Carson St Torrance 90502		Y				
00380	2087	Excluded	Health Services	Harbor-UCLA Medical Center	Harbor-Rel Anesthesiology Lab D-4	1000 Carson St Torrance 90502		Not Received	Demolished			
00380	2087-1	N	Health Services	Harbor-UCLA Medical Center	Harbor-D-4.5	1000 Carson St Torrance 90502		N				
00380	2088	Y	Health Services	Harbor-UCLA Medical Center	Harbor-Adult Outpatient Psychiatry Clinic D-5	1000 Carson St Torrance 90502		Y				
00380	2088-1	N	Health Services	Harbor-UCLA Medical Center	Harbor-D-5 Annex	1000 Carson St Torrance 90502		N				
00380	2088-2	N	Health Services	Harbor-UCLA Medical Center	Harbor-D-5.5	1000 Carson St Torrance 90502		Y				
00380	2089	Y	Health Services	Harbor-UCLA Medical Center	Harbor-Pediatric Outpatient Psychiatry D-6	1000 Carson St Torrance 90502		Y				
00380	2089-1	N	Health Services	Harbor-UCLA Medical Center	Harbor-D-9	1000 Carson St Torrance 90502		N				
00380	2091	Y	Health Services	Harbor-UCLA Medical Center	Harbor-Rel Medical Research Lab C-1 Annex	1000 Carson St Torrance 90502		N				
00380	2093	Excluded	Health Services	Harbor-UCLA Medical Center	Harbor-Rel Medicine Offices E-2	1000 Carson St Torrance 90502		Not Received	Demolished			
00380	2093-1	N	Health Services	Harbor-UCLA Medical Center	Harbor-E-1	1000 Carson St Torrance 90502		N				
00380	2094	Excluded	Health Services	Harbor-UCLA Medical Center	Harbor-Rel Pituitary Hormone Center E-3	1000 Carson St Torrance 90502		Not Received	Demolished			
00380	2095	Y	Health Services	Harbor-UCLA Medical Center	Harbor-Rel Pediatrics/ Emergency Medicine E-4	1000 Carson St Torrance 90502		N				
00380	2095-1	N	Health Services	Harbor-UCLA Medical Center	Harbor-E-4	1000 Carson St Torrance 90502		N				
00380	2096	Y	Health Services	Harbor-UCLA Medical Center	Harbor-Rel Clinical Trials/ Medicine Lab E-5	1000 Carson St Torrance 90502		N				
00380	2097	Y	Health Services	Harbor-UCLA Medical Center	Harbor-Rel Pediatrics Lab E-6	1000 Carson St Torrance 90502		N				
00380	2097-1	N	Health Services	Harbor-UCLA Medical Center	Harbor-E-6 Trailer	1000 Carson St Torrance 90502		N				
00380	2098	Y	Health Services	Harbor-UCLA Medical Center	Harbor-Rel Vivarium F-1	1000 Carson St Torrance 90502		N				
00380	2098-1	N	Health Services	Harbor-UCLA Medical Center	Harbor-F-0	1000 Carson St Torrance 90502	13,731	N	11/29/2017	11/29/2017		
00380	2098-2	N	Health Services	Harbor-UCLA Medical Center	Harbor-F-1 Annex	1000 Carson St Torrance 90502		N				
00380	2099	Y	Health Services	Harbor-UCLA Medical Center	Harbor-Rel Vivarium F-2	1000 Carson St Torrance 90502		N				
00380	2100	Y	Health Services	Harbor-UCLA Medical Center	Harbor-F-3 Facilities Management Sign Shop	1000 Carson St Torrance 90502	5,952	N	11/29/2017	11/29/2017		
00380	2100-1	N	Health Services	Harbor-UCLA Medical Center	Harbor-F-3.5 Facilities Management Carpenter Shop	1000 Carson St Torrance 90502	8,979	Y	11/29/2017	11/29/2017		
00380	2101	Y	Health Services	Harbor-UCLA Medical Center	Harbor-F-4 Facilities Management Office/Architecture and Plans	1000 Carson St Torrance 90502	4,300	Y	11/29/2017	11/29/2017		
00380	2101-1	N	Health Services	Harbor-UCLA Medical Center	Harbor-F-4.5	1000 Carson St Torrance 90502	1,788	Y	11/30/2017	11/30/2017		
00380	2102	Y	Health Services	Harbor-UCLA Medical Center	Harbor-Rel Surgery/ Oncology Lab F-6	1000 Carson St Torrance 90502	3,564	N	11/30/2017	11/30/2017		
00380	2102-1	N	Health Services	Harbor-UCLA Medical Center	Harbor-F-5	1000 Carson St Torrance 90502	5,000	N	11/30/2017	11/30/2017		
00380	2103	Y	Health Services	Harbor-UCLA Medical Center	Harbor-Rel Psychiatry F-5.5	1000 Carson St Torrance 90502	1,525	N	11/30/2017	11/30/2017		
00380	2104	Y	Health Services	Harbor-UCLA Medical Center	Harbor-F-7 Department of Surgery/General Surgery Residency	1000 Carson St Torrance 90502	3,952	N	11/30/2017	11/30/2017		
00380	2114	Y	Health Services	Harbor-UCLA Medical Center	Harbor-County Transportation Office H-1	1000 Carson St Torrance 90502	826	N	12/5/2017	12/5/2017		
00380	2123	N	Health Services	Harbor-UCLA Medical Center	Harbor-Mechanical Transportation Office T-1	1000 Carson St Torrance 90502		N				
00380	2123-1	Excluded	Health Services	Harbor-UCLA Medical Center	Harbor-M-1	1000 Carson St Torrance 90502		N				
00380	2126	Excluded	Health Services	Harbor-UCLA Medical Center	Harbor-Women's Healthcare Programs Building N-35	1000 Carson St Torrance 90502		N		Demolished		
00380	2126	Excluded	Health Services	Harbor-UCLA Medical Center	Harbor-Storage Garage N-35A	1000 Carson St Torrance 90502		N		Demolished		
00380	2678	Y	Health Services	Harbor-UCLA Medical Center	Harbor-Storage	1000 Carson St Torrance 90502		N				
00380	2788	Y	Health Services	Harbor-UCLA Medical Center	Harbor-School Of Radiologic Tech B-2 West	1000 Carson St Torrance 90502		N				
00380	2869	Y	Health Services	Harbor-UCLA Medical Center	Harbor-F-8 Human Resources	1000 Carson St Torrance 90502	8,736	N	12/5/2017	12/5/2017		
00380	2869-1	Excluded	Health Services	Harbor-UCLA Medical Center	Harbor-F-8 Annex	1000 Carson St Torrance 90502	1,280	N	Part of 2869	11/30/2017		
00380	2870	Y	Health Services	Harbor-UCLA Medical Center	Harbor-F-9 Storage	1000 Carson St Torrance 90502		N				
00380	2870-1	N	Health Services	Harbor-UCLA Medical Center	Harbor-F-9 Trailer (Annex)	1000 Carson St Torrance 90502		N				
00380	2870-2	N	Health Services	Harbor-UCLA Medical Center	Covered Walkway	1000 Carson St Torrance 90502		3,574	Not Received	12/5/2017	12/5/2017	
00380	2872	Excluded	Health Services	Harbor-UCLA Medical Center	Harbor-Pathology Lab D-7	1000 Carson St Torrance 90502		N		Demolished		
00380	2873	Excluded	Health Services	Harbor-UCLA Medical Center	Harbor-Pathology Lab D-8	1000 Carson St Torrance 90502		N		Demolished		
00380	2958	Y	Health Services	Harbor-UCLA Medical Center	DHS-Child Health Disability & Prevention N-34	1000 Carson St Torrance 90502		N				
00380	2963	Y	Health Services	Harbor-UCLA Medical Center	Harbor-DHS-CHDP Office Cottage #14	1000 Carson St Torrance 90502		N				
00380	2964	Y	Health Services	Harbor-UCLA Medical Center	Harbor-Nursing (Home Health Care) Cottage #16	1000 Carson St Torrance 90502		N				
00380	2965	Y	Health Services	Harbor-UCLA Medical Center	Harbor-Pediatrics Cottage #18	1000 Carson St Torrance 90502		N				
00380	3017	N	Health Services	Harbor-UCLA Medical Center	Harbor-Women's Health Care Center N-28 (West side)	1000 Carson St Torrance 90502		Y				
00380	3086	Y	Health Services	Harbor-UCLA Medical Center	Harbor-Medical Outpatient Clinics N-24	1000 Carson St Torrance 90502		Y				
00380	3431	Y	Health Services	Harbor-UCLA Medical Center	Harbor-Storage Vault	1000 Carson St Torrance 90502		N				
00380	3737	N	Health Services	Harbor-UCLA Medical Center	Harbor-Women's Health Care Center N-28 (East side)	1000 Carson St Torrance 90502		Y				
00380	3737-1	Excluded	Health Services	Harbor-UCLA Medical Center	Harbor-N-31	1000 Carson St Torrance 90502		Y		Duplicate		
00380	3737-2	Excluded	Health Services	Harbor-UCLA Medical Center	Harbor-N-32	1000 Carson St Torrance 90502		Y		Duplicate		
00380	3737-3	N	Health Services	Harbor-UCLA Medical Center	Harbor-N-33	1000 Carson St Torrance 90502		Y				
00380	3737-4	N	Health Services	Harbor-UCLA Medical Center	Harbor-N-33 Annex	1000 Carson St Torrance 90502		N				
00380	3936	Y	Health Services	Harbor-UCLA Medical Center	Harbor-Medical Records B-3 Annex	1000 Carson St Torrance 90502		Y				
00380	3938	N	Health Services	Harbor-UCLA Medical Center	Harbor-B-3	1000 Carson St Torrance 90502		N				
00380	4499	Y	Health Services	Harbor-UCLA Medical Center	Harbor-Central Plant/ Central Warehouse #1	1000 Carson St Torrance 90502		Y				
00380	4499-1	N	Health Services	Harbor-UCLA Medical Center	Harbor-Warehouse #2	1000 Carson St Torrance 90502		N				
00380	4500	N	Health Services	Harbor-UCLA Medical Center	Harbor-Cooling Tower	1000 Carson St Torrance 90502		N				
00380	4578	Y	Health Services	Harbor-UCLA Medical Center	Harbor-Main Hospital Building	1000 Carson St Torrance 90502		Y				
00380	4578-1	N	Health Services	Harbor-UCLA Medical Center	Harbor-1 East	1000 Carson St Torrance 90502		Y				
00380	4578-2	N	Health Services	Harbor-UCLA Medical Center	Harbor-2 East	1000 Carson St Torrance 90502		Y				

County of Los Angeles - Deferred Maintenance Program Services - Phase 3
Monthly Progress Report - December 2017
Complete Facility List with Pre-Assessment Completion Dates

BIS	LACO	Scoped	Proprietor	Site Name	Building Name	Address	Actual Assessed GSF	Floor Plan Provided	Date Pre-Assessment Scheduled	Date Pre-Assessment Completed	Date Full-Assessment Scheduled	Date Full-Assessment Scheduled
00380	5929	Y	Health Services	Harbor-UCLA Medical Center	Harbor-Occupational & Physical Therapy N-31	1000 Carson St Torrance 90502		N				
00380	6497	Y	Health Services	Harbor-UCLA Medical Center	Harbor-Inpatient Psychiatric Unit 1-South	1000 Carson St Torrance 90502		Y				
00380	6497-1	N	Health Services	Harbor-UCLA Medical Center	Harbor-2 South	1000 Carson St Torrance 90502		Y				
00380	6499	Y	Health Services	Harbor-UCLA Medical Center	Harbor-Professional Building (MI)	21840 Normandie Ave Torrance 90502		Y				
00380	6499-1	N	Health Services	Harbor-UCLA Medical Center	Harbor-Children's Institute International	21840 Normandie Ave Torrance 90502		N				
00380	6499-2	N	Health Services	Harbor-UCLA Medical Center	Harbor-Imaging Center/MRI	21840 Normandie Ave Torrance 90502		Y				
00380	6499-3	N	Health Services	Harbor-UCLA Medical Center	Harbor-Professional Building Generator	21840 Normandie Ave Torrance 90502		N				
00380	A176	Y	Health Services	Harbor-UCLA Medical Center	Health Services-EMS	10100 Pioneer Blvd Santa Fe Springs 90670		Not Received	Outside of Campus			
00380	L116	Y	Health Services	Harbor-UCLA Medical Center	Harbor-Parking Lot (Adj Harbor-UCLA/Biomed)	1116 220th St Torrance 90502		N		Deferred until 2018		
00380	L116-A	N	Health Services	Harbor-UCLA Medical Center	Harbor-Parking Lot A	1000 Carson St Torrance 90502		N		Deferred until 2018		
00380	L116-B	N	Health Services	Harbor-UCLA Medical Center	Harbor-Parking Lot B	1000 Carson St Torrance 90502		N		Deferred until 2018		
00380	L116-C	N	Health Services	Harbor-UCLA Medical Center	Harbor-Parking Lot C	1000 Carson St Torrance 90502		N		Deferred until 2018		
00380	L116-E	N	Health Services	Harbor-UCLA Medical Center	Harbor-Parking Lot E	1000 Carson St Torrance 90502		N		Deferred until 2018		
00380	L116-F	N	Health Services	Harbor-UCLA Medical Center	Harbor-Parking Lot F	1000 Carson St Torrance 90502		N		Deferred until 2018		
00380	L116-G	N	Health Services	Harbor-UCLA Medical Center	Harbor-Parking Lot G	1000 Carson St Torrance 90502		N		Deferred until 2018		
00380	L116-H	N	Health Services	Harbor-UCLA Medical Center	Harbor-Parking Lot H	1000 Carson St Torrance 90502		N		Deferred until 2018		
00380	L116-I	N	Health Services	Harbor-UCLA Medical Center	Harbor-Parking Lot I	1000 Carson St Torrance 90502		N		Deferred until 2018		
00380	L116-J	N	Health Services	Harbor-UCLA Medical Center	Harbor-Parking Lot J	1000 Carson St Torrance 90502		N		Deferred until 2018		
00380	L116-K	N	Health Services	Harbor-UCLA Medical Center	Harbor-Parking Lot K	1000 Carson St Torrance 90502		N		Deferred until 2018		
00380	L116-L	N	Health Services	Harbor-UCLA Medical Center	Harbor-Parking Lot L	1000 Carson St Torrance 90502		N		Deferred until 2018		
00380	L116-M	N	Health Services	Harbor-UCLA Medical Center	Harbor-Parking Lot M	1000 Carson St Torrance 90502		N		Deferred until 2018		
00380	L116-N	N	Health Services	Harbor-UCLA Medical Center	Harbor-Parking Lot N	1000 Carson St Torrance 90502		N		Deferred until 2018		
00380	L116-P	N	Health Services	Harbor-UCLA Medical Center	Harbor-Parking Lot P	1000 Carson St Torrance 90502		N		Deferred until 2018		
00380	L116-Q	N	Health Services	Harbor-UCLA Medical Center	Harbor-Parking Lot Q	1000 Carson St Torrance 90502		N		Deferred until 2018		
00380	L116-R	N	Health Services	Harbor-UCLA Medical Center	Harbor-Parking Lot R	1000 Carson St Torrance 90502		N		Deferred until 2018		
00380	L116-S	N	Health Services	Harbor-UCLA Medical Center	Harbor-Parking Lot S	1000 Carson St Torrance 90502		N		Deferred until 2018		
00380	L116-T	N	Health Services	Harbor-UCLA Medical Center	Harbor-Parking Lot T	1000 Carson St Torrance 90502		N		Deferred until 2018		
00380	L116-U	N	Health Services	Harbor-UCLA Medical Center	Harbor-Parking Lot U	1000 Carson St Torrance 90502		N		Deferred until 2018		
00380	L116-V	N	Health Services	Harbor-UCLA Medical Center	Harbor-Parking Lot V	1000 Carson St Torrance 90502		N		Deferred until 2018		
00380	L116-W	N	Health Services	Harbor-UCLA Medical Center	Harbor-Parking Lot W	1000 Carson St Torrance 90502		N		Deferred until 2018		
00380	L116-X	N	Health Services	Harbor-UCLA Medical Center	Harbor-Parking Lot X	1000 Carson St Torrance 90502		N		Deferred until 2018		
00380	L116-Y	N	Health Services	Harbor-UCLA Medical Center	Harbor-Parking Lot Y	1000 Carson St Torrance 90502		N		Deferred until 2018		
00380	T529	Excluded	Health Services	Harbor-UCLA Medical Center	Harbor-Payroll Trailer L-4	1000 Carson St Torrance 90502		Not Received	Demolished			
00380	T530	Excluded	Health Services	Harbor-UCLA Medical Center	Harbor-Human Resources Trailers L-2 & L-3	1000 Carson St Torrance 90502		Not Received	Demolished			
00380	T531	Y	Health Services	Harbor-UCLA Medical Center	Harbor-Patient Financial Services 3-South	1000 Carson St Torrance 90502		N				
00380	T533	Y	Health Services	Harbor-UCLA Medical Center	Harbor-Employees Child Care Center	975 Carson St Torrance 90502		N				
00380	T606	Y	Health Services	Harbor-UCLA Medical Center	Harbor-Environmental Health & Safety Building N-32	1000 Carson St Torrance 90502		N				
00380	X204	Y	Health Services	Harbor-UCLA Medical Center	Harbor-HIV/ Immunology Clinic N-24A	1000 Carson St Torrance 90502		Y				
00380	X204-1	N	Health Services	Harbor-UCLA Medical Center	Harbor-N-24B	1000 Carson St Torrance 90502		Y				
00380	X204-2	N	Health Services	Harbor-UCLA Medical Center	Harbor-N-24C	1000 Carson St Torrance 90502		Y				
00380	X204-3	N	Health Services	Harbor-UCLA Medical Center	Harbor-N-25	1000 Carson St Torrance 90502		Y				
00380	X204-4	N	Health Services	Harbor-UCLA Medical Center	Harbor-N-26	1000 Carson St Torrance 90502		N				
00380	X204-5	N	Health Services	Harbor-UCLA Medical Center	Harbor-N-26A Trailer	1000 Carson St Torrance 90502		Y				
00380	X204-6	N	Health Services	Harbor-UCLA Medical Center	Harbor-N-26B Trailer	1000 Carson St Torrance 90502		Y				
00380	X204-7	N	Health Services	Harbor-UCLA Medical Center	Harbor-N-26C	1000 Carson St Torrance 90502		N				
00380	X206	Excluded	Health Services	Harbor-UCLA Medical Center	Harbor-Primary Care & Diagnostic Center	1000 Carson St Torrance 90502		N		Part of 4578		
00380	X490	Y	Health Services	Harbor-UCLA Medical Center	Harbor-Emergency Power System Building	1000 Carson St Torrance 90502		Y				
00380	X904	Y	Health Services	Harbor-UCLA Medical Center	Harbor-N-7	1000 Carson St Torrance 90502		N				
00380	X904-1	N	Health Services	Harbor-UCLA Medical Center	Harbor-N-8	1000 Carson St Torrance 90502		Y				
00380	X904-2	N	Health Services	Harbor-UCLA Medical Center	Harbor-N-9	1000 Carson St Torrance 90502		Y				
00380	X904-3	N	Health Services	Harbor-UCLA Medical Center	Harbor-N-11	1000 Carson St Torrance 90502		Y				
00380	X904-4	N	Health Services	Harbor-UCLA Medical Center	Harbor-N-12	1000 Carson St Torrance 90502		N				
00380	X905	Excluded	Health Services	Harbor-UCLA Medical Center	Harbor-Covered Walkways	1000 Carson St Torrance 90502		Not Received	Demolished			
00380	X906	Y	Health Services	Harbor-UCLA Medical Center	Harbor-Rai Women's Health Initiative/Surg J-3	1000 Carson St Torrance 90502		N				
00380	X906-1	N	Health Services	Harbor-UCLA Medical Center	Harbor-J-2	1000 Carson St Torrance 90502		N				
00380	X906-2	N	Health Services	Harbor-UCLA Medical Center	Harbor-J-4	1000 Carson St Torrance 90502		N				
00380	X906-3	N	Health Services	Harbor-UCLA Medical Center	Harbor-RB-1 (Liu Research Center)	1000 Carson St Torrance 90502		N				
00380	X906-4	N	Health Services	Harbor-UCLA Medical Center	Harbor-RB-2 (St. John's Research Center)	1000 Carson St Torrance 90502		N				
00380	X906-5	N	Health Services	Harbor-UCLA Medical Center	Harbor-RB-2 Annex	1000 Carson St Torrance 90502		N				
00380	X906-6	N	Health Services	Harbor-UCLA Medical Center	Harbor-RB-3 (Walter P. Martin Research Center)	1000 Carson St Torrance 90502		N				
00380	X906-7	N	Health Services	Harbor-UCLA Medical Center	Harbor-RB-4 (Hartley-Hardison Research Center)	1000 Carson St Torrance 90502		N				
00380	X906-8	N	Health Services	Harbor-UCLA Medical Center	Harbor-RB-5 (Chronic Disease Research Center)	1000 Carson St Torrance 90502		N				
00380	X907	Y	Health Services	Harbor-UCLA Medical Center	Harbor-Nursing Practice Affairs Building N-18	1000 Carson St Torrance 90502		N				
00380	Y174	Excluded	Health Services	Harbor-UCLA Medical Center	Harbor-Enclosed Walkway	1000 Carson St Torrance 90502		Not Received	Demolished			
00380	Y736	Y	Health Services	Harbor-UCLA Medical Center	Harbor-Supplies Storage Building F-10	1000 Carson St Torrance 90502	5,142	Y	12/5/2017	12/5/2017		
00380	Y737	Y	Health Services	Harbor-UCLA Medical Center	Harbor-AT Parlow Health Library	1000 Carson St Torrance 90502		Y				
04040	0006	Y	Health Services	Martin Luther King Jr. Outpatient Center	Martin Luther King-Leroy Weeks Medical Support Building-North	12021 Wilmingon Ave Los Angeles 90059	59,096	Y	12/12/2017	12/12/2017		
04040	0006-1	N	Health Services	Martin Luther King Jr. Outpatient Center	MLK Storage	1680 E 120th St, Los Angeles, CA 90059	404	N	12/21/2017	12/21/2017		
04040	0007	Y	Health Services	Martin Luther King Jr. Outpatient Center	Parking Structure (Martin Luther King/Drew Medical Center)	12021 Wilmingon Ave Los Angeles 90059		N		Deferred until 2018		
04040	0007-A	N	Health Services	Martin Luther King Jr. Outpatient Center	MLK - Parking Lot A	12021 Wilmingon Ave Los Angeles 90059		N		Deferred until 2018		
04040	0007-B	N	Health Services	Martin Luther King Jr. Outpatient Center	MLK - Parking Lot B	12021 Wilmingon Ave Los Angeles 90059		N		Deferred until 2018		
04040	0007-C	N	Health Services	Martin Luther King Jr. Outpatient Center	MLK - Parking Lot C	12021 Wilmingon Ave Los Angeles 90059		N		Deferred until 2018		
04040	0007-D	N	Health Services	Martin Luther King Jr. Outpatient Center	MLK - Parking Lot D	12021 Wilmingon Ave Los Angeles 90059		Y		Deferred until 2018		
04040	0007-E	N	Health Services	Martin Luther King Jr. Outpatient Center	MLK - Parking Lot E	12021 Wilmingon Ave Los Angeles 90059		Y		Deferred until 2018		
04040	0007-F	N	Health Services	Martin Luther King Jr. Outpatient Center	MLK - Parking Lot F	12021 Wilmingon Ave Los Angeles 90059		Y		Deferred until 2018		
04040	0008	Excluded	Health Services	Martin Luther King Jr. Outpatient Center	Parking Booth (Martin Luther King/Drew Medical Center)	12021 Wilmingon Ave Los Angeles 90059		Not Received	Demolished			
04040	5635	Y	Health Services	Martin Luther King Jr. Outpatient Center	Martin Luther King-Main Hospital/ Acute Unit Building	12021 Wilmingon Ave Los Angeles 90059		Y	1/9/2018			
04040	5635-1	N	Health Services	Martin Luther King Jr. Outpatient Center	MLK - New Outpatient Center	12021 Wilmingon Ave Los Angeles 90059		Y	1/16/2018			
04040	5635-2	N	Health Services	Martin Luther King Jr. Outpatient Center	MLK - Storage Building	12021 Wilmingon Ave Los Angeles 90059	4,593	N	12/19/2017	12/19/2017		
04040	5635-3	N	Health Services	Martin Luther King Jr. Outpatient Center	MLK - MRI Building	12021 Wilmingon Ave Los Angeles 90059		N	1/18/2018			
04040	5636	Excluded	Health Services	Martin Luther King Jr. Outpatient Center	Martin Luther King-Trash Cleanup Services And Compactor	12021 Wilmingon Ave Los Angeles 90059		Not Received	Part of Another Building			
04040	5636-1	N	Health Services	Martin Luther King Jr. Outpatient Center	MLK Cooling Tower	1680 E 120th St, Los Angeles, CA 90059		N	1/23/2018			
04040	5637	Y	Health Services	Martin Luther King Jr. Outpatient Center	Martin Luther King-H Claude Hudson Conference Center	12021 Wilmingon Ave Los Angeles 90059		N	1/24/2018			
04040	5638	Excluded	Health Services	Martin Luther King Jr. Outpatient Center	Martin Luther King-Gatehouse	12021 Wilmingon Ave Los Angeles 90059		N	POC Confirmed			
04040	5653-4	N	Health Services	Martin Luther King Jr. Outpatient Center	MLK Shade Structure 3	1680 E 120th St, Los Angeles, CA 90059		N	1/25/2018			
04040	5883	Excluded	Health Services	Martin Luther King Jr. Outpatient Center	Martin Luther King-Trailer F (#1)(Community Health Plan)	1241 120th St Los Angeles 90059		N	POC Confirmed			
04040	5881	Y	Health Services	Martin Luther King Jr. Outpatient Center	Martin Luther King-Intems & Residents Building	12012 Compton Ave Los Angeles 90059	219,843	Y	12/7/2017	12/7/2017		
04040	5881-1	N	Health Services	Martin Luther King Jr. Outpatient Center	MLK Covered Walkway	1680 E 120th St, Los Angeles, CA 90059	4,870	N	12/21/2017	12/21/2017		
04040	5881-1	N	Health Services	Martin Luther King Jr. Outpatient Center	Covered Walkway	1680 E 120th St, Los Angeles, CA 90059		N	12/21/2017	12/21/2017		
04040	6322-1	N	Health Services	Martin Luther King Jr. Outpatient Center	MLK Elevated Pedestrian Bridge	1680 E 120th St, Los Angeles, CA 90059		N	1/25/2018			
04040	6322-2	N	Health Services	Martin Luther King Jr. Outpatient Center	MLK Shade Structure 2	1680 E 120th St, Los Angeles, CA 90059		N	1/25/2018			
04040	A063	Y	Health Services	Martin Luther King Jr. Outpatient Center	Martin Luther King-Ted Watkins Outpatient Registration	12021 Wilmingon Ave Los Angeles 90059		Y	1/29/2018			

County of Los Angeles - Deferred Maintenance Program Services - Phase 3
Monthly Progress Report - December 2017
Complete Facility List with Pre-Assessment Completion Dates

BIS	LACO	Scoped	Proprietor	Site Name	Building Name	Address	Actual Assessed GSF	Floor Plan Provided	Date Pre-Assessment Scheduled	Date Pre-Assessment Completed	Date Full-Assessment Scheduled	Date Full-Assessment Scheduled
00400	K120	Excluded	Health Services	Martin Luther King Jr. Outpatient Center	Martin Luther King-Augustus Hawkins Building Tennis Court	1720 120th St Los Angeles 90059		Not Received	Non-Assessable			
00400	K121	Excluded	Health Services	Martin Luther King Jr. Outpatient Center	Martin Luther King-Augustus Hawkins Building Basketball Court	1720 120th St Los Angeles 90059		Not Received	Non-Assessable			
00400	K122	Excluded	Health Services	Martin Luther King Jr. Outpatient Center	Martin Luther King-Intems & Residents Building Tennis Court	12012 Compton Ave Los Angeles 90059		Not Received	Non-Assessable			
00400	K123	Excluded	Health Services	Martin Luther King Jr. Outpatient Center	Martin Luther King-Intems & Residents Building Basketball Court	12012 Compton Ave Los Angeles 90059		Not Received	Non-Assessable			
00400	T527	Y	Health Services	Martin Luther King Jr. Outpatient Center	Martin Luther King-Trailer B (Jaron Gammons Hub Clinic)	1721 120th St Los Angeles 90059		Y	1/30/2018			
00400	T527-1	N	Health Services	Martin Luther King Jr. Outpatient Center	New Oasis Clinic	12021 Wilmington Ave Los Angeles 90059		N	1/31/2018			
00400	X171	Y	Health Services	Martin Luther King Jr. Outpatient Center	Martin Luther King-Central Power Plant	12021 Wilmington Ave Los Angeles 90059	17,841	Y	12/19/2017	12/19/2017		
00400	X171-1	N	Health Services	Martin Luther King Jr. Outpatient Center	MLK CP2	1680 E 120th St, Los Angeles, CA 90059		N	2/1/2018			
00400	X171-2	N	Health Services	Martin Luther King Jr. Outpatient Center	MLK CP3/Chiller Room	1680 E 120th St, Los Angeles, CA 90059		N	2/1/2018			
00400	X198	Excluded	Health Services	Martin Luther King Jr. Outpatient Center	Martin Luther King-Pediatric Acute Care/Child Care Center	12021 Wilmington Ave Los Angeles 90059		Y	Part of 5635			
00400	X198-1	N	Health Services	Martin Luther King Jr. Outpatient Center	MLK Ancillary Cafeteria	1680 E 120th St, Los Angeles, CA 90059		N	2/5/2018			
00400	X198-2	N	Health Services	Martin Luther King Jr. Outpatient Center	MLK Radioactive Materials Storage Room	1680 E 120th St, Los Angeles, CA 90059		N	2/5/2018			
00400	X199	Y	Health Services	Martin Luther King Jr. Outpatient Center	Martin Luther King-Genesis Training Center	12021 Wilmington Ave Los Angeles 90059		Y	2/6/2018			
00400	X199-1	N	Health Services	Martin Luther King Jr. Outpatient Center	Old Oasis Clinic	12021 Wilmington Ave Los Angeles 90059		Y	2/6/2018			
00400	X199-2	N	Health Services	Martin Luther King Jr. Outpatient Center	MLK Old Oasis Clinic Generator Room	1680 E 120th St, Los Angeles, CA 90059		N	2/6/2018			
00400	X213	Y	Health Services	Martin Luther King Jr. Outpatient Center	Martin Luther King-Trauma Care And Diagnostic Center	12021 Wilmington Ave Los Angeles 90059		Y	1/2/2018			
00400	X213-1	N	Health Services	Martin Luther King Jr. Outpatient Center	MLK Shade Structure 1	1680 E 120th St, Los Angeles, CA 90059		N	2/8/2018			
00400	Y227	Excluded	Health Services	Martin Luther King Jr. Outpatient Center	Martin Luther King-Intems & Residents Building Swimming Pool	12012 Compton Ave Los Angeles 90059		Not Received	Demolished			
00400	Y228	Excluded	Health Services	Martin Luther King Jr. Outpatient Center	Martin Luther King-Augustus Hawkins Building Swimming Pool	1720 120th St Los Angeles 90059		Not Received	Demolished			
00400	Y720	Y	Health Services	Martin Luther King Jr. Outpatient Center	Martin Luther King-Service And Supply Building-South	12021 Wilmington Ave Los Angeles 90059	48,380	Y	12/12/2017	12/12/2017		
00400	Y721	Excluded	Health Services	Martin Luther King Jr. Outpatient Center	Martin Luther King-Augustus Hawkins Swimming Pool House	1720 120th St Los Angeles 90059		Not Received	Demolished			
00400	Y860	Y	Health Services	Martin Luther King Jr. Outpatient Center	Martin Luther King-Medical Records And Laundry Building	12021 Wilmington Ave Los Angeles 90059		N	2/12/2018			
00400	Y861	Y	Health Services	Martin Luther King Jr. Outpatient Center	Martin Luther King-Plant Management Building	12021 Wilmington Ave Los Angeles 90059	18,636	Y	12/18/2017	12/18/2017		
00400	Y861-1	N	Health Services	Martin Luther King Jr. Outpatient Center	MLK CP4 Generator Yard	1680 E 120th St, Los Angeles, CA 90059	4,294	N	12/18/2017	12/18/2017		
00400	Y861-2	N	Health Services	Martin Luther King Jr. Outpatient Center	MLK Mechanical Yard	1680 E 120th St, Los Angeles, CA 90059		N	2/8/2018			
00400	Y861-3	N	Health Services	Martin Luther King Jr. Outpatient Center	MLK Medical Gas Storage	1680 E 120th St, Los Angeles, CA 90059	363	N	12/21/2017	12/21/2017		
00401	6222	Y	Health Services	Augustus Hawkins Mental Health Center	Augustus Hawkins Mental Health Center	1720 120th St Los Angeles 90059	243,269	Y	12/21/2017	12/21/2017		
00683	A659	Y	Health Services	Mid-Valley Health Services	Mid-Valley-Helicopter Landing Pad	14401 Saicoy Van Nuys 91405		N				
00684	X207	Y	Health Services	Mid-Valley Health Services	Former Mid-Valley-Modular Clinic							
00700	0641	Y	Health Services	Los Padinos	Los Padinos-HS Multi Use Building-29	7285 Quill Dr Downey 90242		N				
00700	X998	Excluded	Sheriffs	Sheriff - Custody / Court Services	Sheriff - Custody / Court Services	7281-85 E Quill Dr, Downey, CA 90242		Not Received	Deferred until 2018			
00850	0161	Y	Sheriffs	Men's Central Jail	Central Jail	433 Bauchet St., Los Angeles, CA 90012		Y				
00857	0161-1	Y	Sheriffs	Men's Central Jail	Central Jail (Heating/Cooling Plant)	441 Bauchet St., Los Angeles, CA 90012		Y				
00857	5209	Y	Sheriffs	Men's Central Jail	Central Jail (Transportation)	481 Bauchet St., Los Angeles, CA 90012		Y				
00858	5979	Excluded	Sheriffs	Central Arrainment Court	Sheriff - Court Services	429 Bauchet St., Los Angeles, CA 90012		Not Received	Deferred until 2018			
00860	D496	Y	Sheriffs	Chemical Storage and Staging Area	Chemical Storage and Staging Area	496 Bauchet St., Los Angeles, CA 90012		Not Received				
00869	X268	Y	Sheriffs	Twin Towers Correctional Facility	Twin Towers	450 Bauchet St., Los Angeles, CA 90012		Y				
01000	3626	Y	Sheriffs	Mira Loma Detention Center	Mira Loma Detention Facility	45100 N 60th St. W, Lancaster, CA 93336		Y				
01000	3626-1	N	Sheriffs	Mira Loma Detention Center	Mira Loma Building 1 - Employee Services	45100 N 60th St. W, Lancaster, CA 93336		Not Received				
01000	3626-10	N	Sheriffs	Mira Loma Detention Center	Mira Loma Building 10 - Barracks	45100 N 60th St. W, Lancaster, CA 93336		Not Received				
01000	3626-11	N	Sheriffs	Mira Loma Detention Center	Mira Loma Building 11 - Barracks	45100 N 60th St. W, Lancaster, CA 93336		Not Received				
01000	3626-12	N	Sheriffs	Mira Loma Detention Center	Mira Loma Building 12 - Barracks	45100 N 60th St. W, Lancaster, CA 93336		Not Received				
01000	3626-13	N	Sheriffs	Mira Loma Detention Center	Mira Loma Building 13 - Barracks	45100 N 60th St. W, Lancaster, CA 93336		Not Received				
01000	3626-14	N	Sheriffs	Mira Loma Detention Center	Mira Loma Building 14 - Barracks	45100 N 60th St. W, Lancaster, CA 93336		Not Received				
01000	3626-15	N	Sheriffs	Mira Loma Detention Center	Mira Loma Building 15 - Barracks	45100 N 60th St. W, Lancaster, CA 93336		Not Received				
01000	3626-16	N	Sheriffs	Mira Loma Detention Center	Mira Loma Building 16 - Barracks	45100 N 60th St. W, Lancaster, CA 93336		Not Received				
01000	3626-17	N	Sheriffs	Mira Loma Detention Center	Mira Loma Building 17 - Barracks	45100 N 60th St. W, Lancaster, CA 93336		Not Received				
01000	3626-18	N	Sheriffs	Mira Loma Detention Center	Mira Loma Building 18 - Barracks	45100 N 60th St. W, Lancaster, CA 93336		Not Received				
01000	3626-19	N	Sheriffs	Mira Loma Detention Center	Mira Loma Building 19 - Barracks	45100 N 60th St. W, Lancaster, CA 93336		Not Received				
01000	3626-2	N	Sheriffs	Mira Loma Detention Center	Mira Loma Building 2 - Chapel/Visiting Control	45100 N 60th St. W, Lancaster, CA 93336		Not Received				
01000	3626-20	N	Sheriffs	Mira Loma Detention Center	Mira Loma Building 20 - Barracks	45100 N 60th St. W, Lancaster, CA 93336		Not Received				
01000	3626-21	N	Sheriffs	Mira Loma Detention Center	Mira Loma Building 21 - Barracks	45100 N 60th St. W, Lancaster, CA 93336		Not Received				
01000	3626-22	N	Sheriffs	Mira Loma Detention Center	Mira Loma Building 22 - Barracks	45100 N 60th St. W, Lancaster, CA 93336		Not Received				
01000	3626-23	N	Sheriffs	Mira Loma Detention Center	Mira Loma Building 23 - Barracks	45100 N 60th St. W, Lancaster, CA 93336		Not Received				
01000	3626-24	N	Sheriffs	Mira Loma Detention Center	Mira Loma Building 24 - Indoor Recreation	45100 N 60th St. W, Lancaster, CA 93336		Not Received				
01000	3626-25	N	Sheriffs	Mira Loma Detention Center	Mira Loma Building 25 - Inmate Services	45100 N 60th St. W, Lancaster, CA 93336		Not Received				
01000	3626-26	N	Sheriffs	Mira Loma Detention Center	Mira Loma Guard Tower	45100 N 60th St. W, Lancaster, CA 93336		Not Received				
01000	3626-27	N	Sheriffs	Mira Loma Detention Center	Mira Loma Administrative Building	45100 N 60th St. W, Lancaster, CA 93336		Not Received				
01000	3626-3	N	Sheriffs	Mira Loma Detention Center	Mira Loma Building 3 - Warehouse/Processing/Medical Services	45100 N 60th St. W, Lancaster, CA 93336		Not Received				
01000	3626-4	N	Sheriffs	Mira Loma Detention Center	Mira Loma Building 4 - Vocational	45100 N 60th St. W, Lancaster, CA 93336		Not Received				
01000	3626-5	N	Sheriffs	Mira Loma Detention Center	Mira Loma Building 5 - Vocational	45100 N 60th St. W, Lancaster, CA 93336		Not Received				
01000	3626-6	N	Sheriffs	Mira Loma Detention Center	Mira Loma Building 6 - Vocational	45100 N 60th St. W, Lancaster, CA 93336		Not Received				
01000	3626-7	N	Sheriffs	Mira Loma Detention Center	Mira Loma Building 7 - Barracks	45100 N 60th St. W, Lancaster, CA 93336		Not Received				
01000	3626-8	N	Sheriffs	Mira Loma Detention Center	Mira Loma Building 8 - Barracks	45100 N 60th St. W, Lancaster, CA 93336		Not Received				
01000	3626-9	N	Sheriffs	Mira Loma Detention Center	Mira Loma Building 9 - Barracks	45100 N 60th St. W, Lancaster, CA 93336		Not Received				
01000	3629	N	Sheriffs	Mira Loma Detention Center	Mira Loma Barracks B	45100 N 60th St. W, Lancaster, CA 93336		Not Received				
01000	3630	N	Sheriffs	Mira Loma Detention Center	Mira Loma Laundry Building	45100 N 60th St. W, Lancaster, CA 93336		Not Received				
01000	3630-1	N	Sheriffs	Mira Loma Detention Center	Mira Loma Refrigeration and Boiler Plant	45100 N 60th St. W, Lancaster, CA 93336		Not Received				
01000	3630-2	N	Sheriffs	Mira Loma Detention Center	Mira Loma Water Cooling Tower	45100 N 60th St. W, Lancaster, CA 93336		Not Received				
01000	3629	Y	Sheriffs	Mira Loma Detention Center	Mira Loma - Bachelor Officers Quarters	45153 N 60th St. W, Lancaster, CA 93336		Y				
01000	4165	N	Sheriffs	Mira Loma Detention Center	Mira Loma Kitchen and Mess Hall	45100 N 60th St. W, Lancaster, CA 93336		Not Received				
01000	4269	N	Sheriffs	Mira Loma Detention Center	Mira Loma Barracks F	45100 N 60th St. W, Lancaster, CA 93336		Not Received				
01000	4269-1	N	Sheriffs	Mira Loma Detention Center	Mira Loma Barracks E	45100 N 60th St. W, Lancaster, CA 93336		Not Received				
01173	3600	Y	Health Services	High Desert Munsie Building	High Desert-Munsie Building/Warehouse/Linens	45120 60th St Lancaster 93336		N				
01290	0178	Y	Health Services	Oliver View-UCLA Medical Center	Oliver View-Medical Transcriber Trailer F-1	14445 Olive View Dr Sylmar 91342		Not Received				
01290	0179	Y	Health Services	Oliver View-UCLA Medical Center	Oliver View-Financial Systems Trailer F-2	14445 Olive View Dr Sylmar 91342		Not Received				
01290	0180	Y	Health Services	Oliver View-UCLA Medical Center	Oliver View-Expenditure Management Trailer F-3	14445 Olive View Dr Sylmar 91342		Not Received				
01290	0182	Y	Health Services	Oliver View-UCLA Medical Center	Oliver View-Expenditure Management Trailer F-5	14445 Olive View Dr Sylmar 91342		Not Received				
01290	0183	Y	Health Services	Oliver View-UCLA Medical Center	Oliver View-Patients Accounts Trailer F-6	14445 Olive View Dr Sylmar 91342		Not Received				
01290	0184	Y	Health Services	Oliver View-UCLA Medical Center	Oliver View-Patient Accounts Trailer F-7	14445 Olive View Dr Sylmar 91342		Not Received				
01290	0185	Y	Health Services	Oliver View-UCLA Medical Center	Oliver View-Patient Accounts Trailer F-8	14445 Olive View Dr Sylmar 91342		Not Received				
01290	0427	Y	Health Services	Oliver View-UCLA Medical Center	Oliver View-Finance Building	14445 Olive View Dr Sylmar 91342		Not Received				
01290	0428	Y	Health Services	Oliver View-UCLA Medical Center	Oliver View-Finance Storage Building	14445 Olive View Dr Sylmar 91342		Not Received				
01290	0429	Y	Health Services	Oliver View-UCLA Medical Center	Oliver View-Conference Center	14445 Olive View Dr Sylmar 91342		Y				
01290	2138	Y	Health Services	Oliver View-UCLA Medical Center	Oliver View-Storage Garage (Ov-12)(Closed)	14445 Olive View Dr Sylmar 91342		Not Received				
01290	2138	N	Health Services	Oliver View-UCLA Medical Center	Oliver View-Storage Garage (Ov-11)(Closed)	14445 Olive View Dr Sylmar 91342		Not Received				
01290	2139	Y	Health Services	Oliver View-UCLA Medical Center	Oliver View-Property Warehouse (Ov-1)(Closed)	14445 Olive View Dr Sylmar 91342		Not Received	Demo Suspected			
01290	2142	Y	Health Services	Oliver View-UCLA Medical Center	Oliver View-Cottage #4 (Equip Storage) (Condemned)	14445 Olive View Dr Sylmar 91342		Not Received				
01290	2145	Y	Health Services	Oliver View-UCLA Medical Center	Oliver View-Bungalow U (Storage)	14445 Olive View Dr Sylmar 91342		Not Received				
01290	2146	Y	Health Services	Oliver View-UCLA Medical Center	Oliver View-Radio Shelter (Unused)	14445 Olive View Dr Sylmar 91342		Not Received	Demo Suspected			
01290	2147	Y	Health Services	Oliver View-UCLA Medical Center	Oliver View-Cottage #1	14445 Olive View Dr Sylmar 91342		Not Received				
01290	2148	Y	Health Services	Oliver View-UCLA Medical Center	Oliver View-Cottage #3	14445 Olive View Dr Sylmar 91342		Not Received				

County of Los Angeles - Deferred Maintenance Program Services - Phase 3
Monthly Progress Report - December 2017
Complete Facility List with Pre-Assessment Completion Dates

BIS	LACO	Scoped	Proprietor	Site Name	Building Name	Address	Actual Assessed GSF	Floor Plan Provided	Date Pre-Assessment Scheduled	Date Pre-Assessment Completed	Date Full-Assessment Scheduled	Date Full-Assessment Scheduled
01290	2176	Y	Health Services	Olive View-UCLA Medical Center	Olive View-Ward 114 (Storage)	14445 Olive View Dr Sylmar 91342		Not Received				
01290	2180	Y	Health Services	Olive View-UCLA Medical Center	Olive View-Shed (Unused)	14445 Olive View Dr Sylmar 91342		Not Received				
01290	2200	Y	Health Services	Olive View-UCLA Medical Center	Olive View-Bungalow L	14445 Olive View Dr Sylmar 91342		Y		Demo Suspected		
01290	2201	Y	Health Services	Olive View-UCLA Medical Center	Olive View-Storage Garage	14445 Olive View Dr Sylmar 91342		Not Received				
01290	2202	Y	Health Services	Olive View-UCLA Medical Center	Olive View-Bungalow M	14445 Olive View Dr Sylmar 91342		Y				
01290	2203	Y	Health Services	Olive View-UCLA Medical Center	Olive View-Bungalow N	14445 Olive View Dr Sylmar 91342		Y				
01290	2204	Y	Health Services	Olive View-UCLA Medical Center	Olive View-Bungalow O	14445 Olive View Dr Sylmar 91342		Y				
01290	2205	Y	Health Services	Olive View-UCLA Medical Center	Olive View-Storage Garage	14445 Olive View Dr Sylmar 91342		Not Received				
01290	2206	Y	Health Services	Olive View-UCLA Medical Center	Olive View-Bungalow P (Ov-37)	14445 Olive View Dr Sylmar 91342		Y				
01290	2206-1	N	Health Services	Olive View-UCLA Medical Center	Olive View Building Q	14445 Olive View Dr Sylmar 91342		Y				
01290	2209	Y	Health Services	Olive View-UCLA Medical Center	Olive View-Storage Garage	14445 Olive View Dr Sylmar 91342		Y				
01290	2220	Y	Health Services	Olive View-UCLA Medical Center	Olive View-Bungalow J	14445 Olive View Dr Sylmar 91342		Not Received				
01290	2220-1	N	Health Services	Olive View-UCLA Medical Center	Olive View Building J-3	14445 Olive View Dr Sylmar 91342	0	Y				
01290	2222	Y	Health Services	Olive View-UCLA Medical Center	Olive View-Bungalow I	14445 Olive View Dr Sylmar 91342		Y				
01290	2223	Y	Health Services	Olive View-UCLA Medical Center	Olive View-Storage Building 401/402	14445 Olive View Dr Sylmar 91342		Not Received				
01290	2228	Y	Health Services	Olive View-UCLA Medical Center	Olive View-Tool Shed (Transformer)	14445 Olive View Dr Sylmar 91342		Not Received				
01290	2236	Y	Health Services	Olive View-UCLA Medical Center	Olive View-Bungalow H	14445 Olive View Dr Sylmar 91342		Y				
01290	2237	Y	Health Services	Olive View-UCLA Medical Center	Olive View-Bungalow G	14445 Olive View Dr Sylmar 91342		Y				
01290	2243	Y	Health Services	Olive View-UCLA Medical Center	Olive View-Transformer Vault	14445 Olive View Dr Sylmar 91342		Not Received				
01290	2248	Y	Health Services	Olive View-UCLA Medical Center	Olive View-Ward 103	14445 Olive View Dr Sylmar 91342		Not Received				
01290	2249	Y	Health Services	Olive View-UCLA Medical Center	Olive View-Transformer Vault/Distribution System	14445 Olive View Dr Sylmar 91342		Not Received				
01290	2257	Y	Health Services	Olive View-UCLA Medical Center	Olive View-Bungalow F	14445 Olive View Dr Sylmar 91342		Y				
01290	2258	Y	Health Services	Olive View-UCLA Medical Center	Olive View-Bungalow E	14445 Olive View Dr Sylmar 91342		Y				
01290	2259	Y	Health Services	Olive View-UCLA Medical Center	Olive View-Bungalow D	14445 Olive View Dr Sylmar 91342		Y				
01290	2261	Y	Health Services	Olive View-UCLA Medical Center	Olive View-Doctors' Office Building	14445 Olive View Dr Sylmar 91342		Y				
01290	2261-1	N	Health Services	Olive View-UCLA Medical Center	Olive View Weed Abatement Building	14445 Olive View Dr Sylmar 91342	0	Y				
01290	2261-2	N	Health Services	Olive View-UCLA Medical Center	Psychiatric Urgent Care Center	14445 Olive View Dr Sylmar 91342		Y				
01290	2265	Y	Health Services	Olive View-UCLA Medical Center	Olive View-Bungalow T	14445 Olive View Dr Sylmar 91342		Y				
01290	2287	Y	Health Services	Olive View-UCLA Medical Center	Olive View-Bathroom (Condemned)	14445 Olive View Dr Sylmar 91342		Not Received		Demo Suspected		
01290	2295	Y	Health Services	Olive View-UCLA Medical Center	Olive View-Bungalow S	14445 Olive View Dr Sylmar 91342		Y				
01290	2519	Y	Health Services	Olive View-UCLA Medical Center	Olive View-Sewing/Linen Storage	14445 Olive View Dr Sylmar 91342		Not Received				
01290	3564	Y	Health Services	Olive View-UCLA Medical Center	Olive View-Laboratory Building	14445 Olive View Dr Sylmar 91342		Y				
01290	4224	N	Health Services	Olive View-UCLA Medical Center	Olive View-Paint Shop	14445 Olive View Dr Sylmar 91342		Y				
01290	4225	Y	Health Services	Olive View-UCLA Medical Center	Olive View-Storage Building	14445 Olive View Dr Sylmar 91342		Y				
01290	4226	Y	Health Services	Olive View-UCLA Medical Center	Olive View-Mechanical Office	14445 Olive View Dr Sylmar 91342		Y				
01290	4226	N	Health Services	Olive View-UCLA Medical Center	Child Care Center	14445 Olive View Dr Sylmar 91342		Y				
01290	4227	Y	Health Services	Olive View-UCLA Medical Center	Olive View-Maintenance Building	14445 Olive View Dr Sylmar 91342		Y				
01290	4407	Y	Health Services	Olive View-UCLA Medical Center	Olive View-General Storage Building	14445 Olive View Dr Sylmar 91342		Not Received				
01290	4985	Y	Health Services	Olive View-UCLA Medical Center	Olive View-Vivarium	14445 Olive View Dr Sylmar 91342		Y				
01290	4985-1	N	Health Services	Olive View-UCLA Medical Center	Olive View Building L-1	14445 Olive View Dr Sylmar 91342		Y				
01290	5000	Y	Health Services	Olive View-UCLA Medical Center	Olive View-Storage Garage	14445 Olive View Dr Sylmar 91342		Not Received				
01290	5018	Y	Health Services	Olive View-UCLA Medical Center	Olive View-Quonset Hut 1	14445 Olive View Dr Sylmar 91342		Not Received				
01290	5019	Y	Health Services	Olive View-UCLA Medical Center	Olive View-Quonset Hut 2	14445 Olive View Dr Sylmar 91342		Not Received				
01290	A162	Y	Health Services	Olive View-UCLA Medical Center	Olive View-Nurses Training Center	14445 Olive View Dr Sylmar 91342		Y				
01290	A505	Y	Health Services	Olive View-UCLA Medical Center	Health-Littlerock Health Center	8201 Peartblossom Hwy Littlerock 93543		Not Received		Incorrect BIS		
01290	P516T	N	Health Services	Olive View-UCLA Medical Center	Olive View-New Administration & Storage Building	14445 Olive View Dr Sylmar 91342		Y				
01290	T528	Y	Health Services	Olive View-UCLA Medical Center	Olive View-Hospital Trailer #1	14445 Olive View Dr Sylmar 91342		Not Received				
01290	T535	Y	Health Services	Olive View-UCLA Medical Center	Olive View-Hospital Trailer #2	14445 Olive View Dr Sylmar 91342		Not Received				
01290	T604	Y	Health Services	Olive View-UCLA Medical Center	Olive View-Medical Records Storage Unit S-5	14445 Olive View Dr Sylmar 91342		Not Received				
01290	X254	Y	Health Services	Olive View-UCLA Medical Center	Olive View-North Annex Building	14445 Olive View Dr Sylmar 91342		Not Received				
01290	Y179	Y	Health Services	Olive View-UCLA Medical Center	Olive View-Reservoir (Unused)	14445 Olive View Dr Sylmar 91342		Not Received				
01290	Y184	Y	Health Services	Olive View-UCLA Medical Center	Olive View-Emergency Generator	14445 Olive View Dr Sylmar 91342		Y		Pos. Non-Assessable		
01290	Y194	Y	Health Services	Olive View-UCLA Medical Center	Olive View-Transformer Vault (Nursing School)	14445 Olive View Dr Sylmar 91342		Not Received				
01290	Y196	Y	Health Services	Olive View-UCLA Medical Center	Olive View-Transformer Vault	14445 Olive View Dr Sylmar 91342		Not Received				
01290	Y763	Y	Health Services	Olive View-UCLA Medical Center	Olive View-Comfort Station	14445 Olive View Dr Sylmar 91342		Not Received				
01290	Y765	Y	Health Services	Olive View-UCLA Medical Center	Olive View-Main Hospital Building	14445 Olive View Dr Sylmar 91342		Y				
01290	Y765-1	N	Health Services	Olive View-UCLA Medical Center	New MRI	14445 Olive View Dr Sylmar 91342		Y				
01290	Y765-2	N	Health Services	Olive View-UCLA Medical Center	Avon	14445 Olive View Dr Sylmar 91342		Y				
01290	Y796	Y	Health Services	Olive View-UCLA Medical Center	Olive View-Helicopter Pad	14445 Olive View Dr Sylmar 91342		Not Received				
01290	Y829	Y	Health Services	Olive View-UCLA Medical Center	Olive View-Service & Supplies Warehouse	14445 Olive View Dr Sylmar 91342		Y				
01290	Y829-1	N	Health Services	Olive View-UCLA Medical Center	Olive View Building QS	14445 Olive View Dr Sylmar 91342		Y				
01290	Y885	Y	Health Services	Olive View-UCLA Medical Center	Olive View-Quonset Hut	14445 Olive View Dr Sylmar 91342		Not Received				
01290	Y886	Y	Health Services	Olive View-UCLA Medical Center	Olive View-Storage Shade Pavilion (OV-43)	14445 Olive View Dr Sylmar 91342		Not Received				
01300	0137	Excluded	Health Services	Rancho Los Amigos National Rehabilitation Center	Rancho-C.A.R.T. Modular Building	7601 Imperial Hwy Downey 90242		Not Received		Demolished		
01300	0138	Excluded	Health Services	Rancho Los Amigos National Rehabilitation Center	Rancho-Building 700 Modular Annex	7601 Imperial Hwy Downey 90242		Y		Demolished		
01300	0139	Excluded	Health Services	Rancho Los Amigos National Rehabilitation Center	Rancho-Building 800 Modular Annex	7601 Imperial Hwy Downey 90242		Y		Demolished		
01300	0140	Y	Health Services	Rancho Los Amigos National Rehabilitation Center	Rancho-Building 900 Annex 'A'	7601 Imperial Hwy Downey 90242		Y				
01300	0141	Y	Health Services	Rancho Los Amigos National Rehabilitation Center	Rancho-Building 900 Annex 'B'	7601 Imperial Hwy Downey 90242		Y				
01300	0145	Y	Health Services	Rancho Los Amigos National Rehabilitation Center	Rancho-Human Systems Design Center - 500 Hut	7601 Imperial Hwy Downey 90242		Y				
01300	0150	Y	Health Services	Rancho Los Amigos National Rehabilitation Center	Rancho-Orthotics Clinic	7601 Imperial Hwy Downey 90242		Y				
01300	0766	Y	Health Services	Rancho Los Amigos National Rehabilitation Center	Rancho-Air Conditioner Shelter	7601 Imperial Hwy Downey 90242		Not Received				
01300	0859	Y	Health Services	Rancho Los Amigos National Rehabilitation Center	Rancho-Vocational Training Facility/Lock Shop	7601 Imperial Hwy Downey 90242		Not Received				
01300	1145	Excluded	Health Services	Rancho Los Amigos National Rehabilitation Center	Rancho-Handicapped Model Home Training	7601 Imperial Hwy Downey 90242		Not Received		Demolished		
01300	1151	Y	Health Services	Rancho Los Amigos National Rehabilitation Center	Rancho-Electrical Substation	7601 Imperial Hwy Downey 90242		Not Received				
01300	1180	Y	Health Services	Rancho Los Amigos National Rehabilitation Center	Rancho-Harriman Building 400 - Administration	7601 Imperial Hwy Downey 90242		Not Received				
01300	1284	Y	Health Services	Rancho Los Amigos National Rehabilitation Center	Rancho-Landscaping Tools Storage	7601 Imperial Hwy Downey 90242		Not Received				
01300	1952	Excluded	Health Services	Rancho Los Amigos National Rehabilitation Center	Rancho-Southwest Cluster Housekeeping	7601 Imperial Hwy Downey 90242		Not Received		Demolished		
01300	1993	Excluded	Health Services	Rancho Los Amigos National Rehabilitation Center	Rancho-Human Systems Design Center - 500 Hut	7601 Imperial Hwy Downey 90242		Y		Demolished		
01300	2677	Y	Sheriffs	Rancho Los Amigos National Rehabilitation Center	Post Office/Warehouse - Procurement Office	13003 Dahlia Ave, Downey, CA 90242		Not Received				
01300	2890	Y	Health Services	Rancho Los Amigos National Rehabilitation Center	Rancho-Medical Records/Pis Buildings 601/602	7601 Imperial Hwy Downey 90242		Not Received				
01300	2891	Y	Health Services	Rancho Los Amigos National Rehabilitation Center	Rancho-Medical Records Buildings 603/604	7601 Imperial Hwy Downey 90242		Y				
01300	2892	Excluded	Health Services	Rancho Los Amigos National Rehabilitation Center	Rancho-Buildings 605/606	7601 Imperial Hwy Downey 90242		Not Received		Demolished		
01300	3385	Y	Health Services	Rancho Los Amigos National Rehabilitation Center	Rancho-Hospital Office Building 500.501.502 & 503	7601 Imperial Hwy Downey 90242		Y				
01300	3712	Excluded	Health Services	Rancho Los Amigos National Rehabilitation Center	Rancho-Orthopedic/Prosthetics Shop	7601 Imperial Hwy Downey 90242		Not Received		Demolished		
01300	4627	Excluded	Health Services	Rancho Los Amigos National Rehabilitation Center	Rancho-Building 700	7601 Imperial Hwy Downey 90242		Not Received		Demolished		
01300	4848	Excluded	Health Services	Rancho Los Amigos National Rehabilitation Center	Rancho-Building 800	7601 Imperial Hwy Downey 90242		Y		Demolished		
01300	4943	Y	Health Services	Rancho Los Amigos National Rehabilitation Center	Rancho-Canopy	7601 Imperial Hwy Downey 90242		Not Received				
01300	4994	Y	Health Services	Rancho Los Amigos National Rehabilitation Center	Rancho-Canopy	7601 Imperial Hwy Downey 90242		Not Received				
01300	5037	Y	Health Services	Rancho Los Amigos National Rehabilitation Center	Rancho-Patio Shelter	7601 Imperial Hwy Downey 90242		Not Received				
01300	5038	Excluded	Health Services	Rancho Los Amigos National Rehabilitation Center	Rancho-Patio Shelter	7601 Imperial Hwy Downey 90242		Not Received		Demolished		
01300	5039	Excluded	Health Services	Rancho Los Amigos National Rehabilitation Center	Rancho-Storage/Loading Hoist	7601 Imperial Hwy Downey 90242		Not Received		Demolished		
01300	5048	Y	Health Services	Rancho Los Amigos National Rehabilitation Center	Rancho-Medical Science Building	7601 Imperial Hwy Downey 90242		Not Received				

County of Los Angeles - Deferred Maintenance Program Services - Phase 3
Monthly Progress Report - December 2017
Complete Facility List with Pre-Assessment Completion Dates

BIS	LACO	Scoped	Proprietor	Site Name	Building Name	Address	Actual Assessed GSF	Floor Plan Provided	Date Pre-Assessment Scheduled	Date Pre-Assessment Completed	Date Full-Assessment Scheduled	Date Full-Assessment Scheduled
01300	5082	Y	Health Services	Rancho Los Amigos National Rehabilitation Center	Rancho-Building 100/Medical Clinic	7601 Imperial Hwy Downey 90242		Y				
01300	5342	Y	Health Services	Rancho Los Amigos National Rehabilitation Center	Rancho-Solids Linen Room (Unused)	7601 Imperial Hwy Downey 90242		Not Received				
01300	5357	Y	Health Services	Rancho Los Amigos National Rehabilitation Center	Rancho-Building 900/Pediatric Clinic	7601 Imperial Hwy Downey 90242		Y				
01300	5418	Y	Health Services	Rancho Los Amigos National Rehabilitation Center	Rancho-Sun Patio With Canopy	7601 Imperial Hwy Downey 90242		Not Received				
01300	5419	Y	Health Services	Rancho Los Amigos National Rehabilitation Center	Rancho-Sun Patio With Canopy	7601 Imperial Hwy Downey 90242		Not Received				
01300	5512	Y	Health Services	Rancho Los Amigos National Rehabilitation Center	Rancho-Electrical Substation 2	7601 Imperial Hwy Downey 90242		Not Received				
01300	5514	Y	Health Services	Rancho Los Amigos National Rehabilitation Center	Rancho-Electrical Substation 1	7601 Imperial Hwy Downey 90242		Not Received				
01300	A284	Y	Health Services	Rancho Los Amigos National Rehabilitation Center	Rancho-Jacquelyn Perry Institute	7601 Imperial Hwy Downey 90242		Y				
01300	L789	Y	Health Services	Rancho Los Amigos National Rehabilitation Center	Parking Lot (Mid Valley Comprehensive Health Center)	7601 Van Nuys Blvd Van Nuys 91405		Not Received	Deferred until 2018			
01300	L796	Y	Health Services	Rancho Los Amigos National Rehabilitation Center	Parking Structure (Rancho Los Amigos Medical Center)	7601 Imperial Hwy Downey 90242		Not Received	Deferred until 2018			
01300	X209	Y	Health Services	Rancho Los Amigos National Rehabilitation Center	Rancho-Central Plant (New)	7601 Imperial Hwy Downey 90242		Y				
01300	X238	Y	Health Services	Rancho Los Amigos National Rehabilitation Center	Rancho-Support Services Administration Building	7601 Imperial Hwy Downey 90242		Y				
01300	X239	Y	Health Services	Rancho Los Amigos National Rehabilitation Center	Rancho-Health Services Bureau Security Office	7601 Imperial Hwy Downey 90242		Not Received				
01300	X831	Y	Health Services	Rancho Los Amigos National Rehabilitation Center	Rancho-Substation A	7601 Imperial Hwy Downey 90242		Not Received				
01300	X832	Y	Health Services	Rancho Los Amigos National Rehabilitation Center	Rancho-Electrical Substation 7	7601 Imperial Hwy Downey 90242		Not Received				
01300	X836	Y	Health Services	Rancho Los Amigos National Rehabilitation Center	Rancho-Electrical Substations 4/4A	7601 Imperial Hwy Downey 90242		Not Received				
01300	Y209	Y	Health Services	Rancho Los Amigos National Rehabilitation Center	Rancho-Time Clock House	7601 Imperial Hwy Downey 90242		Not Received				
01300-1	0146	Y	Health Services	Rancho Los Amigos National Rehabilitation Center	Rancho-Materials Management Warehouse	7601 Imperial Hwy Downey 90242		Not Received				
01300-1	0767	Y	Health Services	Rancho Los Amigos National Rehabilitation Center	Rancho-Bird Cage (Unused)	7601 Imperial Hwy Downey 90242		Not Received				
01300-1	0954	Y	Health Services	Rancho Los Amigos National Rehabilitation Center	Rancho-Lumber Storage Building (Unused)	7601 Imperial Hwy Downey 90242		Not Received				
01300-1	1121	Y	Health Services	Rancho Los Amigos National Rehabilitation Center	Rancho-Employee Child Care/ School (Unused)	7438 Flores St Downey 90242		Y				
01300-1	1123	Y	Health Services	Rancho Los Amigos National Rehabilitation Center	Rancho-Employees Child Care Center (Unused)	7440 Flores St At Hawthorne Ave Downey 90242		Y				
01300-1	1137	Y	Health Services	Rancho Los Amigos National Rehabilitation Center	Rancho-Records Storage (Condemned)	7601 Imperial Hwy Downey 90242		Not Received				
01300-1	1163	Y	Health Services	Rancho Los Amigos National Rehabilitation Center	Rancho-Generator House	7601 Imperial Hwy Downey 90242		Not Received				
01300-1	1179	Y	Health Services	Rancho Los Amigos National Rehabilitation Center	Rancho-Storage Garage (Condemned)	7601 Imperial Hwy Downey 90242		Not Received				
01300-1	1184	Y	Health Services	Rancho Los Amigos National Rehabilitation Center	Rancho-Building 30/Physical Therapy (Condemned)	7601 Imperial Hwy Downey 90242		Y				
01300-1	1185	Y	Health Services	Rancho Los Amigos National Rehabilitation Center	Rancho-Financial Services/Building 40 (Condemned)	12941 Horton Ave Downey 90242		Not Received				
01300-1	1186	Y	Health Services	Rancho Los Amigos National Rehabilitation Center	Rancho-Dietary Office/Building 50 (Condemned)	12943 Horton Ave Downey 90242		Not Received				
01300-1	1187	Y	Health Services	Rancho Los Amigos National Rehabilitation Center	Rancho-Outpatient Center/Building 60 (Condemned)	12953 Horton Ave Downey 90242		Not Received				
01300-1	1188	Y	Health Services	Rancho Los Amigos National Rehabilitation Center	Rancho-Office Building/Building 70 (Condemned)	13003 Horton Ave Downey 90242		Not Received				
01300-1	1189	Y	Health Services	Rancho Los Amigos National Rehabilitation Center	Rancho-General Services/Building 201 (Unused)	7453 Descanso St Downey 90242		Not Received				
01300-1	1190	Y	Health Services	Rancho Los Amigos National Rehabilitation Center	Rancho-Housekeeping/ Building 202 (Unused)	7447 Descanso St Downey 90242		Not Received				
01300-1	1191	Y	Health Services	Rancho Los Amigos National Rehabilitation Center	Rancho-Purchasing Office/ Building 203 (Unused)	7601 Imperial Hwy Downey 90242		Not Received				
01300-1	1192	Y	Health Services	Rancho Los Amigos National Rehabilitation Center	Rancho-Snack Bar #1/ Building 204 (Unused)	7601 Imperial Hwy Downey 90242		Not Received				
01300-1	1193	Y	Health Services	Rancho Los Amigos National Rehabilitation Center	Rancho-Recreation Services/ Building 205 (Unused)	7601 Imperial Hwy Downey 90242		Not Received				
01300-1	1194	Y	Health Services	Rancho Los Amigos National Rehabilitation Center	Rancho-Dietary Office/Building 206 (Unused)	7601 Imperial Hwy Downey 90242		Not Received				
01300-1	1195	Y	Health Services	Rancho Los Amigos National Rehabilitation Center	Rancho-Nursing Storage/Building 207 (Unused)	7415 Descanso St Downey 90242		Not Received				
01300-1	1196	Y	Health Services	Rancho Los Amigos National Rehabilitation Center	Rancho-Classroom Building/ Building 208 (Unused)	7409 Descanso St Downey 90242		Not Received				
01300-1	1197	Y	Health Services	Rancho Los Amigos National Rehabilitation Center	Rancho-Methadone Research/Building 209	7601 Imperial Hwy Downey 90242		Not Received				
01300-1	1198	Y	Health Services	Rancho Los Amigos National Rehabilitation Center	Rancho-Nursing Education/Building 210 (Unused)	7323 Descanso St Downey 90242		Not Received				
01300-1	1199	Y	Health Services	Rancho Los Amigos National Rehabilitation Center	Rancho-Histopathology Lab/Building 211 (Unused)	7601 Imperial Hwy Downey 90242		Not Received				
01300-1	1202	Y	Health Services	Rancho Los Amigos National Rehabilitation Center	Rancho-Building 306 (Unused)/Building 306 Med Records	12841 Dalia Ave Downey 90242		Y				
01300-1	1205	Y	Health Services	Rancho Los Amigos National Rehabilitation Center	Rancho-Buildings 303/304 Kinesiology (Unused)	1208 Horton Ave Downey 90242		Not Received				
01300-1	1207	Y	Health Services	Rancho Los Amigos National Rehabilitation Center	Rancho-Hygiene/Mechanical Facility Shops(Unused)	12918 Laurel St Downey 90242		Not Received				
01300-1	1238	Y	Health Services	Rancho Los Amigos National Rehabilitation Center	Rancho-Casa Consuelo (Unused)	7601 Imperial Hwy Downey 90242		Not Received				
01300-1	1239	Y	Health Services	Rancho Los Amigos National Rehabilitation Center	Rancho-Gerontology Office (Unused)	7601 Imperial Hwy Downey 90242		Not Received				
01300-1	1240	Y	Health Services	Rancho Los Amigos National Rehabilitation Center	Rancho-Open Shelter (Unused)	7601 Imperial Hwy Downey 90242		Not Received				
01300-1	1241	Y	Health Services	Rancho Los Amigos National Rehabilitation Center	Rancho-Former Women's Gym Storage (Unused)	7601 Imperial Hwy Downey 90242		Not Received				
01300-1	1242	Y	Health Services	Rancho Los Amigos National Rehabilitation Center	Rancho-Storage Building/ Comfort Station (Unused)	7601 Imperial Hwy Downey 90242		Not Received				
01300-1	1243	Y	Health Services	Rancho Los Amigos National Rehabilitation Center	Rancho-Open Shelter (Unused)	7601 Imperial Hwy Downey 90242		Not Received				
01300-1	1244	Y	Health Services	Rancho Los Amigos National Rehabilitation Center	Rancho-Storage/Comfort Station (Unused)	7601 Imperial Hwy Downey 90242		Not Received				
01300-1	1245	Y	Health Services	Rancho Los Amigos National Rehabilitation Center	Rancho-Cardiologist's Office (Unused)	7601 Imperial Hwy Downey 90242		Not Received				
01300-1	1246	Y	Health Services	Rancho Los Amigos National Rehabilitation Center	Rancho-Open Shelter (Unused)	7601 Imperial Hwy Downey 90242		Not Received				
01300-1	1247	Y	Health Services	Rancho Los Amigos National Rehabilitation Center	Rancho-Storage/Comfort Station (Unused)	7601 Imperial Hwy Downey 90242		Not Received				
01300-1	1249	Y	Health Services	Rancho Los Amigos National Rehabilitation Center	Rancho-Sump Pump House (Condemned)	7601 Imperial Hwy Downey 90242		Not Received				
01300-1	1251	Y	Health Services	Rancho Los Amigos National Rehabilitation Center	Rancho-Open Shelter	7601 Imperial Hwy Downey 90242		Not Received				
01300-1	1254	Y	Health Services	Rancho Los Amigos National Rehabilitation Center	Rancho-Hospital Landscape Contractor's Office	7601 Imperial Hwy Downey 90242		Not Received				
01300-1	1256	Y	Health Services	Rancho Los Amigos National Rehabilitation Center	Rancho-Landscape Storage/Comfort Station (Unused)	7601 Imperial Hwy Downey 90242		Not Received				
01300-1	1259	Y	Health Services	Rancho Los Amigos National Rehabilitation Center	Rancho-Sign Shop (Unused)	7601 Imperial Hwy Downey 90242		Not Received				
01300-1	1260	Y	Health Services	Rancho Los Amigos National Rehabilitation Center	Rancho-Office Equipment Warehouse (Closed)	7601 Imperial Hwy Downey 90242		Y				
01300-1	1261	Y	Health Services	Rancho Los Amigos National Rehabilitation Center	Rancho-Auditorium (Unused)	7601 Imperial Hwy Downey 90242		Not Received				
01300-1	1262	Y	Health Services	Rancho Los Amigos National Rehabilitation Center	Rancho-Old Print Shop/ Warehouse (Condemned)	7601 Imperial Hwy Downey 90242		Not Received				
01300-1	1263	Y	Health Services	Rancho Los Amigos National Rehabilitation Center	Rancho-Furniture Warehouse (Condemned)	7601 Imperial Hwy Downey 90242		Not Received				
01300-1	1264	Y	Health Services	Rancho Los Amigos National Rehabilitation Center	Rancho-Bonita Hall (Rehab Engineering)	7601 Imperial Hwy Downey 90242		Not Received				
01300-1	1265	Y	Health Services	Rancho Los Amigos National Rehabilitation Center	Rancho-Open Shelter	7601 Imperial Hwy Downey 90242		Not Received				
01300-1	1267	Y	Health Services	Rancho Los Amigos National Rehabilitation Center	Rancho-Transportation Office (Unused)	7601 Imperial Hwy Downey 90242		Not Received				
01300-1	1268	Y	Health Services	Rancho Los Amigos National Rehabilitation Center	Rancho-Building Materials Warehouse	7601 Imperial Hwy Downey 90242		Not Received				
01300-1	1270	Y	Health Services	Rancho Los Amigos National Rehabilitation Center	Rancho-Storage Building	7601 Imperial Hwy Downey 90242		Not Received				
01300-1	1272	Y	Health Services	Rancho Los Amigos National Rehabilitation Center	Rancho-Open Shelter	7601 Imperial Hwy Downey 90242		Not Received				
01300-1	1275	Y	Health Services	Rancho Los Amigos National Rehabilitation Center	Rancho-Carpenter Shop/Crafts Offices (Unused)	12925 Juniper St Downey 90242		Not Received				
01300-1	1276	Y	Health Services	Rancho Los Amigos National Rehabilitation Center	Rancho-Office/ Storage Building	7601 Imperial Hwy Downey 90242		Not Received				
01300-1	1277	Y	Health Services	Rancho Los Amigos National Rehabilitation Center	Rancho-Carpenter's Office	7601 Imperial Hwy Downey 90242		Not Received				
01300-1	1278	Y	Health Services	Rancho Los Amigos National Rehabilitation Center	Rancho-Shop Materials Warehouse	7601 Imperial Hwy Downey 90242		Not Received				
01300-1	1279	Y	Health Services	Rancho Los Amigos National Rehabilitation Center	Rancho-General Storage Garage	7601 Imperial Hwy Downey 90242		Not Received				
01300-1	1280	Y	Health Services	Rancho Los Amigos National Rehabilitation Center	Rancho-Shop Materials Warehouse	7601 Imperial Hwy Downey 90242		Not Received				
01300-1	1283	Y	Health Services	Rancho Los Amigos National Rehabilitation Center	Rancho-Trunk Storage/Office (Unused)	7601 Imperial Hwy Downey 90242		Not Received				
01300-1	1286	Y	Health Services	Rancho Los Amigos National Rehabilitation Center	Rancho-Landscape Maintenance Garage	7601 Imperial Hwy Downey 90242		Not Received				
01300-1	1287	Y	Health Services	Rancho Los Amigos National Rehabilitation Center	Rancho-Heat Control Building	7601 Imperial Hwy Downey 90242		Not Received				
01300-1	1290	Y	Health Services	Rancho Los Amigos National Rehabilitation Center	Rancho-Machine Shop Storage (Unused)	7601 Imperial Hwy Downey 90242		Not Received				
01300-1	1292	Y	Health Services	Rancho Los Amigos National Rehabilitation Center	Rancho-Pump House	7601 Imperial Hwy Downey 90242		Not Received				
01300-1	1295	Y	Health Services	Rancho Los Amigos National Rehabilitation Center	Rancho-Main Kitchen	7601 Imperial Hwy Downey 90242		Not Received				
01300-1	1300	Y	Health Services	Rancho Los Amigos National Rehabilitation Center	Rancho-Equipment Warehouse (Condemned)	7601 Imperial Hwy Downey 90242		Not Received				
01300-1	1301	Y	Health Services	Rancho Los Amigos National Rehabilitation Center	Rancho-Water Tower (Unused)	7601 Imperial Hwy Downey 90242		Not Received				
01300-1	1302	Y	Health Services	Rancho Los Amigos National Rehabilitation Center	Rancho-Mechanical Shops (Unused)	7601 Imperial Hwy Downey 90242		Not Received				
01300-1	1333	Excluded	Health Services	Rancho Los Amigos National Rehabilitation Center	Rancho-A/C Filters Storage Shed (Unused)	7601 Imperial Hwy Downey 90242		Not Received	Demolished			
01300-1	1334	Excluded	Health Services	Rancho Los Amigos National Rehabilitation Center	Rancho-Heat Control Building	7601 Imperial Hwy Downey 90242		Not Received	Demolished			
01300-1	1335	Excluded	Health Services	Rancho Los Amigos National Rehabilitation Center	Rancho-Vivarium Annex	7601 Imperial Hwy Downey 90242		Not Received	Demolished			
01300-1	1350	Y	Health Services	Rancho Los Amigos National Rehabilitation Center	Rancho-Pumphouse	7601 Imperial Hwy Downey 90242		Not Received				
01300-1	1353	Y	Health Services	Rancho Los Amigos National Rehabilitation Center	Rancho-Nursery Building	7601 Imperial Hwy Downey 90242		Not Received				
01300-1	1356	Y	Health Services	Rancho Los Amigos National Rehabilitation Center	Rancho-Gardener's Bathhouse (Unused)	7601 Imperial Hwy Downey 90242		Not Received				
01300-1	1357	Y	Health Services	Rancho Los Amigos National Rehabilitation Center	Rancho-Nursery Office (Unused)	7601 Imperial Hwy Downey 90242		Not Received				
01300-1	1373	Y	Health Services	Rancho Los Amigos National Rehabilitation Center	Rancho-Landscaping Tools Storage Shed(Unused)	7601 Imperial Hwy Downey 90242		Not Received				

County of Los Angeles - Deferred Maintenance Program Services - Phase 3
Monthly Progress Report - December 2017
Complete Facility List with Pre-Assessment Completion Dates

BIS	LACO	Scoped	Proprietor	Site Name	Building Name	Address	Actual Assessed GSF	Floor Plan Provided	Date Pre-Assessment Scheduled	Date Pre-Assessment Completed	Date Full-Assessment Scheduled	Date Full-Assessment Scheduled
01300-1	1374	Y	Health Services	Rancho Los Amigos National Rehabilitation Center	Rancho-Landscaping Tools Storage Shed(Unused)	7601 Imperial Hwy Downey 90242		Not Received				
01300-1	1379	Y	Health Services	Rancho Los Amigos National Rehabilitation Center	Rancho-Auto Shed (Unused)	7601 Imperial Hwy Downey 90242		Not Received				
01300-1	1414	Y	Health Services	Rancho Los Amigos National Rehabilitation Center	Rancho-Water Tower (Self Course)	7601 Imperial Hwy Downey 90242		Not Received				
01300-1	1464	Y	Health Services	Rancho Los Amigos National Rehabilitation Center	Rancho-Storage Building (Unused)	7601 Imperial Hwy Downey 90242		Not Received				
01300-1	1991	Y	Health Services	Rancho Los Amigos National Rehabilitation Center	Rancho-Property Warehouse (Unused)	7601 Imperial Hwy Downey 90242		Not Received				
01300-1	2434	Y	Health Services	Rancho Los Amigos National Rehabilitation Center	Rancho-Building 300-Hut Storage #1 (Unused)	7601 Imperial Hwy Downey 90242		Not Received				
01300-1	2435	Y	Health Services	Rancho Los Amigos National Rehabilitation Center	Rancho-Building 300-Hut Storage #2 (Unused)	7601 Imperial Hwy Downey 90242		Not Received				
01300-1	2436	Y	Health Services	Rancho Los Amigos National Rehabilitation Center	Rancho-Building 300-Hut Storage #3 (Unused)	7601 Imperial Hwy Downey 90242		Not Received				
01300-1	2437	Y	Health Services	Rancho Los Amigos National Rehabilitation Center	Rancho-Building 300-Hut Storage #4 (Unused)	7601 Imperial Hwy Downey 90242		Not Received				
01300-1	2492	Y	Health Services	Rancho Los Amigos National Rehabilitation Center	Rancho-Comfort Station/Storage (Unused)	7601 Imperial Hwy Downey 90242		Not Received				
01300-1	2637	Y	Health Services	Rancho Los Amigos National Rehabilitation Center	Rancho-Water Tower (Self Course)	7601 Imperial Hwy Downey 90242		Not Received				
01300-1	2664	Y	Health Services	Rancho Los Amigos National Rehabilitation Center	Rancho-Walk-In Refrigerator	7601 Imperial Hwy Downey 90242		Not Received				
01300-1	2792	Y	Health Services	Rancho Los Amigos National Rehabilitation Center	Rancho-Drug Room (Unused)	7601 Imperial Hwy Downey 90242		Not Received				
01300-1	3022	Y	Health Services	Rancho Los Amigos National Rehabilitation Center	Rancho-Bus Stop Shelter	7601 Imperial Hwy Downey 90242		Not Received				
01300-1	3348	Y	Health Services	Rancho Los Amigos National Rehabilitation Center	Rancho-Garbage Can Room (Unused)	7601 Imperial Hwy Downey 90242		Not Received				
01300-1	3368	Y	Health Services	Rancho Los Amigos National Rehabilitation Center	Rancho-Storage Shed (Unused)	7601 Imperial Hwy Downey 90242		Not Received				
01300-1	3390	Y	Health Services	Rancho Los Amigos National Rehabilitation Center	Rancho-Prosthetic Shop	7601 Imperial Hwy Downey 90242		Not Received				
01300-1	3591	Y	Health Services	Rancho Los Amigos National Rehabilitation Center	Rancho-Building Materials Warehouse	7601 Imperial Hwy Downey 90242		Not Received				
01300-1	3820	Y	Health Services	Rancho Los Amigos National Rehabilitation Center	Rancho-Loading Dock	7601 Imperial Hwy Downey 90242		Not Received				
01300-1	4118	Y	Health Services	Rancho Los Amigos National Rehabilitation Center	Rancho-Carport	7601 Imperial Hwy Downey 90242		Not Received				
01300-1	4121	Y	Health Services	Rancho Los Amigos National Rehabilitation Center	Rancho-Building Materials Warehouse	7601 Imperial Hwy Downey 90242		Not Received				
01300-1	5343	Y	Health Services	Rancho Los Amigos National Rehabilitation Center	Rancho-Trash Storage/Emergency Generator Room	7601 Imperial Hwy Downey 90242		Not Received				
01300-1	5547	Y	Health Services	Rancho Los Amigos National Rehabilitation Center	Rancho-Water Storage Tank	7601 Imperial Hwy Downey 90242		Not Received				
01300-1	5548	Y	Health Services	Rancho Los Amigos National Rehabilitation Center	Rancho-Central Steam Plant (Closed)	7601 Imperial Hwy Downey 90242		Not Received				
01301	1203	Y	Public Health	Public Health Facilities Building	PH-Public Health Facilities Building 301/302	12838 Erickson Ave Downey 90242		Not Received				
01303	1100	Y	Sheriffs	Rancho Los Amigos National Rehabilitation Center	Public Safety - Headquarters / Health Services Bureau	13001 Dahlia Ave, Downey, CA 90242		Not Received				
01306	6679	Y	Sheriffs	Rancho Los Amigos Foundation	Downey Crime Laboratory/Building 1200	7601 E Imperial Hwy, Downey, CA 90242		Not Received				
01306	Y178	Y	Sheriffs	Rancho Los Amigos Foundation	South Crime Laboratory Storage Building	7601 E Imperial Hwy, Downey, CA 90242		Not Received				
01311	0510	Y	Sheriffs	Public Safety - Rancho's Los Amigos Hall	Public Safety - Training Center Storage Container	12951 Juniper St, Downey, CA 90242		Not Received				
01311	1266	Y	Sheriffs	Public Safety - Rancho Los Amigos Hall	Public Safety - Rancho Los Amigos Hall	12951 Juniper St, Downey, CA 90242		Not Received				
01315	1101	Excluded	Sheriffs	Sheriff - Custody / Court Services	Sheriff - Custody / Court Services	7600 Consuelo St, Downey, CA 90242		Not Received	Deferred until 2018			
01975	B579	Y	Sheriffs	Barley Flats	Barley Flats	23900 Star Route, La Canada Flintridge, CA 91011		Y				
02290	NO LACO	N	Health Services	Antelope Valley Health Center	Antelope Valley Health Center	335 E Ave K 6 B, Lancaster, CA 93355		N	Verify Proprietor			
02500	3353	Y	Sheriffs	North County Correctional Facility	PCHS Detention Center	29310 The Old Rd, Castaic, CA 91384		Y	1/22/2018			
02506	A603	Excluded	Sheriffs	Big Creek / Kern River (Right-of-Way)	Big Creek / Kern River (Right-of-Way)			Not Received	Non-Assessable			
02512	X078	Y	Sheriffs	North County Correctional Facility	Sheriff - PCHS Detention Center - North	29340 The Old Rd, Castaic, CA 91384		Y	1/23/2018			
02817	5884	Y	Sheriffs	North County Correctional Facility	PCHS Detention Center - Laundry Building	29350 The Old Rd, Castaic, CA 91384		Y	2/5/2018			
03481	X165	Excluded	Sheriffs	Chatsford Courthouse	Sheriff - Court Services	9425 Penfield Ave, Chatsworth, CA 91311		Not Received	Deferred until 2018			
03638	L755	Y	Health Services	Bellflower Health Center	Parking Structure (Lot 93-Bellflower Civic Center)	9951 Flower St Bellflower 90706		Not Received	Deferred until 2018			
03687	L808	Y	Health Services	El Monte Comprehensive Health Center	Parking Lot (DHS-El Monte Comp Health Center)	10953 Ramona Blvd El Monte 91731		Y	Deferred until 2018			
03687	L821	Y	Health Services	El Monte Comprehensive Health Center	Parking (DHS-El Monte Comp Health Center)	10953 Ramona Blvd El Monte 91731		Not Received				
03687	Y467	Y	Health Services	El Monte Comprehensive Health Center	DHS - El Monte Comprehensive Health Center	10953 Ramona Blvd El Monte 91731		Y				
03687	Y486	Y	Health Services	El Monte Comprehensive Health Center	DHS - El Monte Health Center Storage Building	10953 Ramona Blvd El Monte 91731		Y				
03705	4194	Excluded	Sheriffs	Sheriff - Custody / Court Services	Sheriff - Custody / Court Services	680 E Broadway, Glendale, CA 91205		Not Received	Deferred until 2018			
03769	3179	Y	Sheriffs	Lakewood Station Annex	Lakewood Station Annex	5100 N Clark Ave, Lakewood, CA 90712		Not Received				
03775	3176	Y	Sheriffs	Lakewood Station	Lakewood Station	5130 Clark Ave, Lakewood, CA 90712	68,418	Y	12/6/2017	12/6/2017		
03775	3176-1	N	Sheriffs	Lakewood Station	Lakewood Station Backhouse	5130 Clark Ave, Lakewood, CA 90712	66,116	N	12/6/2017	12/6/2017		
03788	5397	Y	Sheriffs	Pasadena Courthouse	Sheriff - Custody / Court Services	300 E Walnut St, Pasadena, CA 91101		Not Received	Deferred until 2018			
03805	3819	Excluded	Sheriffs	Pomona Courthouse	Sheriff - Custody / Court Services	350 W Mission Blvd, Pomona, CA 91766		Not Received	Deferred until 2018			
03806	5309	Excluded	Sheriffs	Pomona Courthouse	Sheriff - Court Services	400 Civic Center Plaza, Pomona, CA 91766		Not Received	Deferred until 2018			
03824	Y481	Excluded	Sheriffs	San Fernando Courthouse	Sheriff - Court Services	900 3rd St, San Fernando, CA 91340		Not Received	Deferred until 2018			
03843	3690	Excluded	Sheriffs	Santa Monica Courthouse	Sheriff - Court Services	1725 Main St, Santa Monica, CA 90401		Not Received	Deferred until 2018			
03882	5177	Excluded	Sheriffs	Torrance Courthouse	Sheriff - Court Services	825 Maple Ave, Torrance, CA 90503		Not Received	Deferred until 2018			
03903	7276	Excluded	Sheriffs	Van Nuys Courthouse East	Sheriff - Court Services	6230 Sylmar Ave, Mall, Van Nuys, CA 91401		Not Received	Deferred until 2018			
03909	4400	Excluded	Sheriffs	Van Nuys Courthouse	Sheriff - Court Services	4400 Erwin St, Mall, Van Nuys, CA 91402		Not Received	Deferred until 2018			
03927	X257	Excluded	Sheriffs	West Covina Courthouse	Sheriff - Court Services	1427 West Covina Pkwy, West Covina, CA 91790		Not Received	Deferred until 2018			
03945	4271	Excluded	Sheriffs	West Los Angeles Branch Court	Sheriff - Court Services	1633 Purdue Ave, West Los Angeles, CA 90025		Not Received	Deferred until 2018			
04002	X352	Y	Sheriffs	Century Station	Century Station	11703 S Alameda St, Lynwood, CA 90262		Y				
04003	Y159	Y	Sheriffs	Century Regional Detention Facility Parking Structure	Parking Structure	11704 S Mona Blvd, Lynwood, CA 90262		Not Received	Deferred until 2018			
04004	X350	Y	Sheriffs	Century Regional Detention Facility	Century Detention Center	11705 S Alameda St, Lynwood, CA 90262		Y	12/19/2017	12/19/2017		
04006	X353	Y	Sheriffs	Lynwood Regional Justice Center Crafts	Century Justice Center - Crafts Building	11707 S Alameda St, Lynwood, CA 90262		Not Received				
04008	0499	N	Sheriffs	Lynwood Regional Justice Center Courthouse	Century Regional Justice Center	11701 S Alameda St, Lynwood, CA 90262		Y	Deferred until 2018			
04008	X349	Y	Sheriffs	Lynwood Regional Justice Center Courthouse	Lynwood Regional Justice Center Court	11701 S Alameda St, Lynwood, CA 90262		Y	Deferred until 2018			
04025	T589	Excluded	Sheriffs	Culver City Courthouse	Sheriff - Court Services	4130 Overland Ave, Culver City, CA 90230		Not Received	Deferred until 2018			
04028	B393	Excluded	Sheriffs	Hollywood Courthouse	Sheriff - Court Service	5925 Hollywood Blvd, Hollywood, CA 90028		Not Received	Deferred until 2018			
04047	D600	Excluded	Sheriffs	Downey Courthouse	Sheriff - Court Services	7500 E Imperial Hwy, Downey, CA 90242		Not Received	Deferred until 2018			
04066	3586	Y	Sheriffs	East Los Angeles Station	East Los Angeles Station	5019 E 3rd St, East Los Angeles, CA 90022	28,976	Y	11/9/2017	11/15/2017		
04066	3586-1	N	Sheriffs	East Los Angeles Station	East Los Angeles Station Carwash / Detective Bureau	5019 E 3rd St, East Los Angeles, CA 90022	3,940	Y	11/14/2017	11/14/2017		
04066	3586-2	N	Sheriffs	East Los Angeles Station	East Los Angeles Station Narcos Trailer	5019 E 3rd St, East Los Angeles, CA 90022	747	Not Received	Deferred until 2018			
04066	3586-3	N	Sheriffs	East Los Angeles Station	East Los Angeles Station C.O.P.S Building	5019 E 3rd St, East Los Angeles, CA 90022	12,907	Not Received	11/15/2017	11/15/2017		
04066	3586-4	N	Sheriffs	East Los Angeles Station	East Los Angeles Station Electrical Panel Enclosure	5019 E 3rd St, East Los Angeles, CA 90022	88	Not Received	11/15/2017	11/15/2017		
04066	3586-5	N	Sheriffs	East Los Angeles Station	East Los Angeles Station Covered Patio	5019 E 3rd St, East Los Angeles, CA 90022	326	Not Received	11/15/2017	11/15/2017		
04066	3586-6	N	Sheriffs	East Los Angeles Station	East Los Angeles Station Gym / Mechanical Shop	5019 E 3rd St, East Los Angeles, CA 90022	6,266	Not Received	11/15/2017	11/15/2017		
04070	A952	Y	Sheriffs	East Los Angeles Special Enforcement Bureau	East Los Angeles Special Enforcement Bureau	130 S Fetterly Ave, East Los Angeles, CA 90022		Not Received				
04073	3241	Excluded	Sheriffs	East Los Angeles Courthouse	Sheriff - Court Services	214 S Fetterly Ave, East Los Angeles, CA 90022		Not Received	Deferred until 2018			
04103	A295	Y	Sheriffs	Lancaster Station	Lancaster Station	501 W Lancaster Blvd, Lancaster, CA 93534		Y				
04103	A295-1	N	Sheriffs	Lancaster Station	Lancaster Station Service Building	501 W Lancaster Blvd, Lancaster, CA 93534		Y				
04151	6485	Y	Sheriffs	Southeast Superior Court	Norwalk Courthouse	12720 Norwalk Blvd, Norwalk, CA 90650		Not Received	Deferred until 2018			
04152	6796	Y	Sheriffs	Norwalk Station	Norwalk Station	12335 Civic Center Dr, Norwalk, CA 90650		Y				
04152	6796-1	N	Sheriffs	Norwalk Station	Norwalk Station Service Building	12335 Civic Center Dr, Norwalk, CA 90650		Y				
04152	6796-2	N	Sheriffs	Norwalk Station	Norwalk Station Covered Patio 1	12335 Civic Center Dr, Norwalk, CA 90650	479	Not Received	11/30/2017	11/30/2017		
04152	6796-3	N	Sheriffs	Norwalk Station	Norwalk Station Covered Patio 2	12335 Civic Center Dr, Norwalk, CA 90650	206	Not Received	11/30/2017	11/30/2017		
04152	6796-4	N	Sheriffs	Norwalk Station	Norwalk Station Covered Lockers	12335 Civic Center Dr, Norwalk, CA 90650	848	Not Received	11/30/2017	11/30/2017		
04163	4163-1	Y	Sheriffs	Malibu Administrative Center	Patrol	23555 W Civic Center Way, Malibu, CA 90265		Not Received				
04182	5542	Y	Health Services	Santa Clarita Government Center	Santa Clarita Government Center Building	23757 Valencia Blvd Santa Clarita 91355		N				
04183	5543	Excluded	Sheriffs	Santa Clarita Courthouse	Sheriff - Custody / Court Services	23747 W Valencia Blvd, Santa Clarita, CA 91365		Not Received	Deferred until 2018			
04185	5544	Y	Sheriffs	Santa Clarita Valley Station	Santa Clarita Valley Station	23740 W Magic Mountain Pkwy, Santa Clarita, CA 91355		Y				
04190	A390	Y	Sheriffs	Valencia Marketplace Sub-office	Valencia Marketplace Sub-office	29930 N The Old Rd, Stevenson Ranch, CA 91381		Not Received				
04224	3699	Y	Sheriffs	Youth Athletic Program - A	Youth Athletic Program - A	7901 S Compton Ave, Los Angeles, CA 90001		Not Received				
04224	3700	Y	Sheriffs	Youth Athletic Program - A	Youth Athletic Program - B	7901 S Compton Ave, Los Angeles, CA 90001		Not Received				
04267	0317	Y	Sheriffs	Lennox Station	Lennox Station	4331 Lennox Blvd, Lennox, CA 90304		weaver assessors	11/15/2017	11/21/2017		
04267	0317-1	N	Sheriffs	Lennox Station	Locker Shade Structure	4331 Lennox Blvd, Lennox, CA 90304	235	Not Received	11/15/2017	11/21/2017		

County of Los Angeles - Deferred Maintenance Program Services - Phase 3
Monthly Progress Report - December 2017
Complete Facility List with Pre-Assessment Completion Dates

BIS	LACO	Scoped	Proprietor	Site Name	Building Name	Address	Actual Assessed GSF	Floor Plan Provided	Date Pre-Assessment Scheduled	Date Pre-Assessment Completed	Date Full-Assessment Scheduled	Date Full-Assessment Scheduled
04270	0320	Y	Sheriffs	Lennox Station	Lennox Station Locker Room / Board of Supervisors Regional Office	4341 Lennox Blvd, Lennox, CA 90304	the scope of work	Y	11/15/2017	11/21/2017		
04271	0321	Y	Sheriffs	Lennox Station Annex	Lennox Station Annex (B)	4355 Lennox Blvd, Lennox, CA 90304		Y	11/15/2017	11/21/2017		
04271	0321-1	N	Sheriffs	Lennox Station Annex	Service Shade Structure	4355 Lennox Blvd, Lennox, CA 90304	499	Not Received	11/15/2017	11/21/2017		
04314	4143	Y	Sheriffs	West Hollywood Station	West Hollywood Station Maintenance Garage	720 N San Vicente Blvd, West Hollywood, CA 90069	4,138	Y	12/12/2017	12/12/2017		
04314	4143-1	N	Sheriffs	West Hollywood Station	West Hollywood Station Fueling Pump	720 N San Vicente Blvd, West Hollywood, CA 90069	329	Y	12/12/2017	12/12/2017		
04314	Y459	Y	Sheriffs	West Hollywood Station	West Hollywood Station	780 N San Vicente Blvd, West Hollywood, CA 90069	27,332	Y	12/12/2017	12/12/2017		
04320	L011	Y	Sheriffs	West Hollywood Station	West Hollywood Sheriff Parking Lot	8800 W Santa Monica Blvd, West Hollywood, CA 90069		Not Received	Deferred until 2018			
04365	6323	Y	Sheriffs	Lomita Station	Lomita Station	26123 Narbonne Ave, Lomita, CA 90717	32,519	Y	12/7/2017	12/7/2017		
04367	X139	Y	Sheriffs	Malibu / Lost Hills Station	Malibu / Lost Hills Station	27050 W Agoura Rd, Agoura Hills, CA 91301		Y				
04713	3331	Excluded	Sheriffs	Whittier Courthouse	Sheriff - Custody / Court Services	7339 S Painter Ave, Whittier, CA 90602		Not Received	Deferred until 2018			
05042	C004	Y	Health Services	DHS County Ambulance Department Headquarters	DHS County Ambulance Dept Storage Container	5554 Union Pacific Ave City Of Commerce 90022		Not Received	Deferred until 2018			
05042	L621	Y	Health Services	DHS County Ambulance Department Headquarters	Parking Lot (County Ambulance Department Vehicles)	5554 Union Pacific Ave City Of Commerce 90022		Not Received	Deferred until 2018			
05042	L704	Y	Health Services	DHS County Ambulance Department Headquarters	Parking Lot 74 (Ferguson Admin Services Center)	5551 Ferguson Dr City Of Commerce 90022		Not Received	Deferred until 2018			
05042	Y739	Y	Health Services	DHS County Ambulance Department Headquarters	DHS-County Ambulance Department Headquarters Generator	5554 Union Pacific Ave City Of Commerce 90022		Not Received				
05042	Y740	Y	Health Services	DHS County Ambulance Department Headquarters	DHS-County Ambulance Department Headquarters Storage Building	5554 Union Pacific Ave City Of Commerce 90022		Not Received				
05042	Y741	Y	Health Services	DHS County Ambulance Department Headquarters	Ferguson Admin Services Center-Guard Station (New)	5553 Ferguson Dr City Of Commerce 90022		Not Received				
05042	Y783	Y	Health Services	DHS County Ambulance Department Headquarters	Parking Booth (Ferguson Admin Services Center-Lot 74)	5553 Ferguson Dr City Of Commerce 90022		Not Received				
05068	C033	Y	Sheriffs	Torrance Police Station	DCFS - Torrance Emergency Response Command Post	3300 Civic Center Dr Police Station, Torrance, CA 90503		Not Received				
05165	B446	Y	Health Services	Skid Row Clinic	DHS-Skid Row Clinic	512 San Pedro St, Los Angeles, 90013		Y				
05165	B915	Y	Health Services	Skid Row Clinic	DHS-Star Skid Row Office	239 6TH Street Los Angeles 90014		N				
05165	B916	Y	Health Services	Skid Row Clinic	DHS-Star Skid Row Clinic	242 6TH Street Los Angeles 90014		N				
05266	X333	Y	Health Services	Juvenile Health Services / Mental Health Clinic	DHS-Juvenile Court Health Services/ Mental Health Clinic	1925 Daly St Los Angeles 90031		N				
05327	A008	Y	Public Works	Antelope Valley Service Center	Antelope Valley Service Center-Building B	335 Avenue K-6 A-B-C Lancaster 93534		Y				
05329	A059	Y	Sheriffs	Sheriff Patrol	Patrol	2934 E Garvey Ave, West Covina, CA 91791		Not Received				
05348	A336	Y	Sheriffs	Wilshire Centre	Wilshire Centre Building	3055 Wilshire Blvd, Los Angeles, CA 90010		Not Received				
05520	0554	Y	Sheriffs	Brackett Field Airport	Brackett Field - Pomona PD Building - B	1615 W McKinley Ave, La Verne, CA 91750		Not Received				
05564	4268	Y	Sheriffs	Altadena Station Annex	Altadena Station Annex	2565 N El Molino Ave, Altadena, CA 91001	3,539	N	12/11/2017	12/11/2017		
05564	4268-1	Y	Sheriffs	Altadena Station Annex	Altadena Station Backhouse 5	2565 N El Molino Ave, Altadena, 91001	1,272	N	12/11/2017	12/11/2017		
05942	A019	Y	Sheriffs	Brackett Field Airport	Aero Bureau Brackett Airport	1889 McKinley Ave, LaVerne, CA 91750		Y				
05944	B995	Y	Sheriffs	David V Kenyon Juvenile Justice Center	Sheriff - Custody/Court Svc	7625 S Central Ave, Los Angeles, CA 90001		Not Received	Deferred until 2018			
06411	A600	Excluded	Sheriffs	Central Civil West Courthouse	Sheriff - Court Services	600 S Commonwealth Ave, Los Angeles, CA 90005		Not Received	Deferred until 2018			
06416	L053	Y	Health Services	Edward Roybal Comprehensive Health Center Parking Lot	Parking Lot (DHS-Ed Roybal Comprehensive Health Center)	216 Mednik Ave East Los Angeles 90022		Not Received	Deferred until 2018			
06417	A257	Y	Health Services	Supplies Warehouse / Medical Records	Medical Center-Supplies Warehouse/Medical Records	2011 Soto St Los Angeles 90032		Y				
06421	A125	Y	Public Health	Lake Los Angeles Community Clinic	Pub Lib-Lake Los Angeles Library/DHS	16921 Avenue O Lake Los Angeles 93535		Y				
06428	A416	Y	Sheriffs	General Support Services	General Support Services	1529 E Palmdale Blvd, Palmdale, CA 93550		Not Received				
06482	A327	Y	Health Services	Office of Managed Care	HCS-Office Of Managed Care	1100 Corporate Center Dr Monterey Park 91754		Y				
06483	D390	Y	Sheriffs	Inmate Recovery Services	Sherriff Narcotics Detective Division - Paramount	15312 S Paramount Blvd, Paramount, CA 90723	3,851	N	10/18/2017	10/20/2017		
06484	A561	Y	Health Services	Dollarhide Health Center	DHS-Dollarhide Health Center (P/PP Site)	1108 Oleander Ave Compton 90222		N				
06490	A521	Y	Health Services	Harbor-UCLA Medical Center - Family Medicine Clinic	Harbor/UCLA Med Center-Family Medicine Clinic	1403 Lomita Blvd Harbor City 90710		N				
06494	B252	Y	Health Services	Hawaiian Gardens Health Center	DHS-Hawaiian Gardens Health Center	22300 Wardham Ave Hawaiian Gardens 90716		N				
06494	B252-1	N	Health Services	Hawaiian Gardens Health Center	Hawaiian Gardens Health Center Swimming Pool Room	22300 Wardham Ave Hawaiian Gardens 90716		N				
06527	A015	Y	Sheriffs	County Services Administration Building	County Services Administration Building	2525 Corporate Pl, Ste. 150, Monterey Park, CA 91754		Not Received				
06533	B500	Y	Health Services	Workforce Development Program	DHS-Workforce Development Program	500 Virgil Ave Los Angeles 90020		N				
06538	A522	Y	Health Services	County Emergency Medical Services (EMS)	Health-County Emergency Medical Services (EMS)	10430 Sutherland Dr, Santa Fe Springs, 90670		N				
06539	A574	Y	Health Services	South Valley Health Center	South Valley Health Center	38350 40TH St Palmdale 93551		Not Received				
06563	X450	Excluded	Health Services	Mid Valley Comprehensive Health Center	HCS-High Desert Hospital/South Valley Medical Center	7515 Van Nuys Blvd, Van Nuys, CA 91405		Y				
07024	T039	Y	Sheriffs	ISD Eastern Ave Complex Vehicle Repair Shops	Eastern Complex Fleet Services Office	1104 N Eastern Ave, Los Angeles, CA 90063		Not Received				
07042	L799	Excluded	Health Services	LAC + USC Parking Structure	Medical Center - Parking Structure (LAC+USC - Lot 9)	1950 Marengo St Los Angeles 90033		N	Duplicate			
07042	L799-1	Y	Sheriffs	LAC + USC Parking Structure	County Services Administration Building	1950 Marengo St, Los Angeles, CA 90033		Not Received	Deferred until 2018			
08076	8076-1	Y	Sheriffs	South Services Agency	County Services Administration Building	360 W El Segundo Blvd, Los Angeles, CA 90061		Not Received				
08336	8336-1	Y	Sheriffs	Bonelli Regional Park	Park Services Bureau Sub Station Trailer	120 Via Verde, San Dimas, CA 91773		Not Received				
08618	A649	Y	Sheriffs	Resident Deputy Housing	Resident Deputy Housing	24 A, Two Harbors Rd, Catalina, CA		Not Received				
09030	A441	Y	Sheriffs	Parole Compliance Team	Parole Compliance Team	5811 S. San Pedro Street, Los Angeles, CA		Not Received				Catalina
09049	5937	Y	Sheriffs	Irmas Youth Activity Center	Irmas Youth Activity Center	11911 S Vermont Ave, Los Angeles, CA 90044		Not Received				
09147	0124	Y	Sheriffs	Storage Facility	Administration / Enforcement Building	17011 Foothill Blvd, Sylmar, CA 91342		Not Received				
09310	2026	Y	Sheriffs	Altadena Station	Altadena Station	780 E Altadena Dr, Altadena, CA 91001	11,046	Y	12/11/2017	12/11/2017		
09310	2026-1	N	Sheriffs	Altadena Station	Altadena Station Backhouse 1	780 E Altadena Dr, Altadena, CA 91001	1,252	N	12/11/2017	12/11/2017		
09310	2026-2	N	Sheriffs	Altadena Station	Altadena Station Backhouse 2	780 E Altadena Dr, Altadena, CA 91001	439	N	12/11/2017	12/11/2017		
09310	2026-3	N	Sheriffs	Altadena Station	Altadena Station Backhouse 3	780 E Altadena Dr, Altadena, CA 91001	969	N	12/11/2017	12/11/2017		
09315	A182	Y	Sheriffs	Sheriff - North Region Vehicle Theft Program	Sheriff - North Region Vehicle Theft Program	533 E Palmdale Blvd, Palmdale, CA 93550		Not Received				
09315	A364	Y	Sheriffs	North Region Vehicle Theft Program	North Region Vehicle Theft Program	1713 E Palmdale Blvd, Palmdale, CA 93550		Not Received				
09317	0221	Y	Sheriffs	Paramount Sub Station	Paramount Sub Station	15001 Paramount Blvd, Paramount, CA 90723	14,049	N	10/18/2017	10/20/2017		
09318	D104	Y	Sheriffs	Duarte Sub Station	Duarte Sub Station	1042 E Huntington Dr, Duarte, CA 91010		Not Received				
09324	X526	Y	Sheriffs	LASD Wrightwood Complex	LASD Wrightwood Complex	26249 E Big Pines Hwy, Wrightwood, CA 92397		Not Received				
09325	X670	Y	Sheriffs	South Los Angeles Station	South Los Angeles Station	1324 W Imperial Hwy, Los Angeles, CA 90044	39,776	Y	12/13/2017	12/13/2017		
09325	X670-1	N	Sheriffs	South Los Angeles Station	South Los Angeles Station Covered Lockers	1324 W Imperial Hwy, Los Angeles, CA 90044		N	12/13/2017	12/13/2017		
09325	X670-2	N	Sheriffs	South Los Angeles Station	South Los Angeles Station Service Building	1324 W Imperial Hwy, Los Angeles, CA 90044	11,057	Y	12/14/2017	12/14/2017		
09325	X670-3	N	Sheriffs	South Los Angeles Station	South Los Angeles Station Fueling Pumps	1324 W Imperial Hwy, Los Angeles, CA 90044	888	N	12/14/2017	12/14/2017		
09325	X670-4	N	Sheriffs	South Los Angeles Station	South Los Angeles Station Compliance Office	1324 W Imperial Hwy, Los Angeles, CA 90044	1,548	N	12/14/2017	12/14/2017		
09325	X670-5	N	Sheriffs	South Los Angeles Station	South Los Angeles Station Trash House	1324 W Imperial Hwy, Los Angeles, CA 90044	361	N	12/14/2017	12/14/2017		
09327	A588	Y	Sheriffs	Parole Compliance Team	Parole Compliance Team	301 S. Central Ave, Los Angeles, CA		Not Received				
09330	4996	Y	Sheriffs	Industry Station	Industry Station	150 N Hudson Ave, City Of Industry, CA 91744	26,559	Y	11/28/2017	11/28/2017		
09330	4996-1	N	Sheriffs	Industry Station	Industry Station O.S.S. Office Building	160 N Hudson Ave, City of Industry, 91744	4,968	Not Received	11/28/2017	11/28/2017		
09330	4996-2	N	Sheriffs	Industry Station	Industry Station Service Building	160 N Hudson Ave, City of Industry, 91744	4,599	Not Received	11/29/2017	11/29/2017		
09330	4996-3	N	Sheriffs	Industry Station	Industry Station Covered Patio	160 N Hudson Ave, City of Industry, 91744	205	Not Received	11/29/2017	11/29/2017		
09334	A291	Y	Sheriffs	Industry Helicopter Refueling	Industry Helicopter Refueling			Not Received	11/29/2017	11/29/2017		
09335	A304	Y	Sheriffs	Vehicle Theft Program Headquarters	Vehicle Theft Program Headquarters	8940 Telstar Ave, El Monte, CA 91731		Not Received				
09337	6884	Y	Sheriffs	Walnut / Diamond Bar Regional Station	Walnut / Diamond Bar Regional Station	21695 E Valley Blvd, Walnut, CA 91789	36,169	Y	11/22/2017	11/22/2017		
09337	6884-1	N	Sheriffs	Walnut / Diamond Bar Regional Station	Walnut Station - Service Building	21695 E Valley Blvd, Walnut, CA 91789	7,665	Y	11/22/2017	11/22/2017		
09337	6884-2	N	Sheriffs	Walnut / Diamond Bar Regional Station	Walnut Station C.O.P.S. Trailer	21695 E Valley Blvd, Walnut, 91789	789	Not Received	11/22/2017	11/22/2017		
09337	6884-3	N	Sheriffs	Walnut / Diamond Bar Regional Station	Walnut Station Carport	21695 E Valley Blvd, Walnut, 91789	608	Not Received	11/22/2017	11/22/2017		
09337	6884-4	N	Sheriffs	Walnut / Diamond Bar Regional Station	Walnut Station Covered Patio	21695 E Valley Blvd, Walnut, 91789	180	Not Received	11/22/2017	11/22/2017		
09338	A523	Y	Sheriffs	T.R.A.P.	T.R.A.P.	4200 Shirley Ave, El Monte, CA 91731		Not Received				
09340	A170	Y	Sheriffs	South Bay Vehicle Theft Operations	South Bay Vehicle Theft Operations	1 Space Park Blvd Trw - Building S, Redondo Beach, CA 90278		Not Received				
09346	4521	Y	Sheriffs	Homicide Bureau	Homicide Bureau	1 Cupania Circle, Monterey Park, CA 91754		Y				
09347	A328	Y	Sheriffs	Palmdale Station	Sheriff - Administration	991 Corporate Center Dr, Monterey Park, CA 91754		Not Received				
09349	X537	Y	Sheriffs	Palmdale Station	Palmdale Station	750 E Ave O, Palmdale, CA 93550		Y				
09352	5931	Y	Sheriffs	Crescenta Valley Station	Crescenta Valley Station	4554 N Briggs Ave, La Crescenta, CA 91214		Y	12/18/2017	12/18/2017		
09352	5931-1	N	Sheriffs	Crescenta Valley Station	Crescenta Valley Station Annex	4554 N Briggs Ave, La Crescenta, CA 91214		N	12/18/2017	12/18/2017		
09352	5931-2	N	Sheriffs	Crescenta Valley Station	Crescenta Valley Station Shade Structure	4554 N Briggs Ave, La Crescenta, 91214	626	N	12/18/2017	12/18/2017		
09352	5931-3	N	Sheriffs	Crescenta Valley Station	Crescenta Valley Station Storage Building	4554 N Briggs Ave, La Crescenta, 91214	400	N	12/18/2017	12/18/2017		
09354	A545	Excluded	Sheriffs	Mobile Digital Site #34 (Sunset Ridge)	Mobile Digital Site #34 (Sunset Ridge)			Not Received				

County of Los Angeles - Deferred Maintenance Program Services - Phase 3
Monthly Progress Report - December 2017
Complete Facility List with Pre-Assessment Completion Dates

BIS	LACO	Scoped	Proprietor	Site Name	Building Name	Address	Actual Assessed GSF	Floor Plan Provided	Date Pre-Assessment Scheduled	Date Pre-Assessment Completed	Date Full-Assessment Scheduled	Date Full-Assessment Scheduled
09357	A531	Y	Sheriffs	Quartz Hill Community Sub Station	Quartz Hill Community Sub Station	42043 50th St. W., Quartz Hill, CA 93536		Not Received				
09358	A447	Y	Sheriffs	Community College Bureau Headquarters	Community College Bureau Headquarters	855 N Vermont Ave, Los Angeles, CA 90029		Not Received				
09359	X671	Y	Sheriffs	South Los Angeles Vehicle Service Building	South Los Angeles Vehicle Service Building	1310 W Imperial Hwy, Los Angeles, CA 90044		Not Received				
09361	A316	Y	Sheriffs	North Hills T.R.A.P. Unit	North Hills T.R.A.P. Unit	8353 N Sepulveda Blvd, North Hills, CA 91343		Not Received				
09364	B234	Y	Sheriffs	Diamond Bar Service Center	Diamond Bar Service Center	22449 Golden Springs Dr, Diamond Bar, CA 91765		Not Received				
09370	A293	Y	Sheriffs	Ballflower Sub Station	Ballflower Sub Station	16815 Ballflower Blvd, Ballflower, CA 90706	??	Not Received	10/18/2017	10/20/2017		
09377	A665	Y	Sheriffs	Deputy Residence	Deputy Residence	410 Avalon Canyon Rd, Avalon, CA 90704		Not Received				
09373	L101	Y	Sheriffs	Sheriff - Personnel Center Parking Lot	Sheriff - Personnel Center Parking Lot	4301 State University Dr, Los Angeles, CA 90032		Not Received				
09378	A020	Y	Sheriffs	Rancho Dominguez Office	Rancho Dominguez Office	9010 E Victoria St., Rancho Dominguez, CA 90221		Not Received				
09380	2887	Y	Sheriffs	Detective Services East	Detective Services East	122 N San Dimas Ave, San Dimas, CA 91773	10,131	Not Received	11/21/2017	11/22/2017		
09380	2887-1	N	Sheriffs	Detective Services Data & Communications Building	Detective Services Data & Communications Building	122 N San Dimas Ave, San Dimas, CA 91773	1,208	N	11/22/2017	11/22/2017		
09381	1861	Y	Sheriffs	San Dimas Station Annex	San Dimas Station Annex	114 E 1st St., San Dimas, CA 91773		Not Received				
09384	A651	Y	Sheriffs	San Dimas Station	San Dimas Station	270 S Walnut Ave, San Dimas, CA 91733	32,427	Y	12/4/2017	12/4/2017		
09384	A651-1	N	Sheriffs	San Dimas Station Service Building	San Dimas Station Service Building	270 S Walnut Ave, San Dimas, CA 91733	3,497	Not Received				
09384	A651-2	N	Sheriffs	San Dimas Station	San Dimas Station	270 S Walnut Ave, San Dimas, CA 91733	898	Not Received	12/4/2017	12/4/2017		
09385	A630	Y	Sheriffs	Ladera Center Sub Station	Ladera Center Sub Station	3357 Centinela Ave, Los Angeles, CA 90056		Not Received				
09387	A471	Y	Health Services	The Alhambra Complex Parking Structure	The Alhambra Complex - East Tower	1000 Fremont Ave Alhambra 91803		Not Received				
09387	L100	Y	Health Services	The Alhambra Complex Parking Structure	Parking Structure (The Alhambra Complex)	1000 Fremont Ave Alhambra 91803		Not Received				
09390	3741	Y	Sheriffs	Temple City Station	Temple City Station	8838 E Las Tunas Dr, Temple City, CA 91780		Y				
09395	X167	Y	Sheriffs	Sherman Block Sheriff's Headquarters Building	Sherman Block Sheriff's Headquarters Building	4700 W Ramona Blvd, Monterey Park, CA 91754		Y				
09396	A315	Y	Sheriffs	Bassett Storefront Sub Station	Bassett Storefront Sub Station	13308 42371 E Valley Blvd, La Puente, CA 91746		Not Received				
09397	A478	Y	Sheriffs	North Region Surveillance & Apprehension	North Region Surveillance & Apprehension	2239 E Garvey Ave N, West Covina, CA 91791		Not Received				
09399	X114	Y	Sheriffs	Lake Los Angeles Sub Station	Lake Los Angeles Sub Station	40235 N 117th St, Lake Los Angeles, CA 93591		Not Received				
09402	5903	Y	Sheriffs	Pico Rivera Station	Pico Rivera Station	6631 S Passons Blvd, Pico Rivera, CA 90660	14,332	Y	11/20/2017	11/20/2017		
09402	5903-1	N	Sheriffs	Pico Rivera Station	Pico Rivera Station	6631 S Passons Blvd, Pico Rivera, CA 90660	4,019	Y	11/20/2017	11/20/2017		
09402	5903-2	N	Sheriffs	Pico Rivera Station	Pico Rivera Station Trailer	6631 S Passons Blvd, Pico Rivera, CA 90660	1,466	Not Received	11/20/2017	11/20/2017		
09405	A068	Y	Sheriffs	Norwalk Government Center	Norwalk Government Center (Bechtel Bldg)	12440 E Imperial Hwy, Norwalk, CA 90650		Not Received				
09406	A188	Y	Sheriffs	Internal Affairs Bureau/Risk Management	Internal Affairs Bureau/Risk Management	4900 S Eastern Ave, City Of Commerce, CA 90040		Not Received				
09407	B301	Y	Sheriffs	Compton Station	Compton Station	301 S Willowbrook Ave, Compton, CA 90220		Y				
09413	6673	Y	Sheriffs	Sheriff - Aero Bureau	Aero Bureau Admin Btl. Suite 201	4324 Donald Douglas Dr, Long Beach, CA 90808		Not Received				
09413	L088	Y	Sheriffs	Sheriff - Aero Bureau	Sheriff - Aero Bureau	3235 Lakewood Blvd, Long Beach, CA 90808		Not Received				
09414	A317	Y	Sheriffs	Lawndale Service Center	Lawndale Service Center	15331 S Prairie Ave, Lawndale, CA 90260		Not Received				
09415	0218	Y	Sheriffs	Cerritos Station (Communication Safety Center)	Cerritos Station (Communication Safety Center)	18135 S Bloomfield Ave, Cerritos, CA 90703		Y				
09416	A520	Y	Sheriffs	Harbor Regional Auto Theft Prevention	Harbor Regional Auto Theft Prevention	785 Edison Ave, Long Beach, CA 90813		Not Received				
09417	B010	Y	Sheriffs	Aero Bureau	Aero Bureau	4310 Donald Douglas Dr, Long Beach, CA 90808		Y				
09418	A566	Y	Sheriffs	Southern California High Tech Task Force	Southern California High Tech Task Force	9900 Norwalk Blvd, Santa Fe Springs, CA 90670		Not Received				
09419	A669	Y	Sheriffs	Metrolink Unit at Brackett Airport	Metrolink Unit at Brackett Airport	1805 McKinley Ave., LaVerne, CA 91785		Y				
09420	A449	Y	Sheriffs	Santa Clarita Valley Detective Bureau	Santa Clarita Valley Detective Bureau	26340 Citrus St., Valencia, CA 91355		Not Received				
09442	6085	Y	Sheriffs	Carson Station	Carson Station	21366 S Avalon Blvd, Carson, CA 90745	32,461	Y	10/18/2017	10/22/2017		
09442	6085-1	N	Sheriffs	Carson Station	Covered Patio	717 E Desford St, Carson, CA 90745	890	Not Received	10/24/2017	10/24/2017		
09442	6085-2	N	Sheriffs	Carson Station	Carson C.O.P.S. Trailer	718 E Desford St, Carson, CA 90745	734	Not Received	10/24/2017	10/24/2017		
09442	6085-3	N	Sheriffs	Carson Station	Carson O.S.S. Trailer	719 E Desford St, Carson, CA 90745	742	Not Received	10/24/2017	10/24/2017		
09442	6085-4	N	Sheriffs	Carson Station	Gas Station Shade Structure	720 E Desford St, Carson, CA 90745	645	Not Received	10/24/2017	10/24/2017		
09442	6086	Y	Sheriffs	Carson Station	Carson Maintenance Building	717 E Desford St, Carson, CA 90745	5,550	Y	10/18/2017	10/24/2017		
09442	6086	Excluded	Sheriffs	delete	delete	721 E Desford St, Carson, CA 90745	5,500					
09442	6086-1	Excluded	Sheriffs	Carson Station	Carson Station	717 E Desford St, Carson, CA 90745		Not Received	Duplicate			
09450	5868	Y	Sheriffs	Central Communications Center	Central Communications Center	1277 N Eastern Ave, Los Angeles, CA 90063		Not Received				
09460	Y132	Y	Sheriffs	Scientific Services Bureau Laboratory	Scientific Services Bureau Laboratory	2020 W Beverly Blvd, Los Angeles, CA 90057		Not Received				
09470	Y533	Y	Sheriffs	Star Center	Star Center (Building O-P)	11515 S Colima Rd, Whittier, CA 90604	111,876	Y	11/1/2017	11/1/2017	1/9/2018	
09470	Y533-1	N	Sheriffs	Star Center	Star Center Building A Education/Training Records Unit	11515 S Colima Rd, Whittier, CA 90604	11,083	Y	11/1/2017	11/10/2017	2/8/2018	
09470	Y533-10	N	Sheriffs	Star Center	Star Center Building I Training Bureau Gymnasium/Multi-Purpose	11515 S Colima Rd, Whittier, CA 90604		Y				
09470	Y533-11	N	Sheriffs	Star Center	Star Center Building J Shower and Locker Rooms	11515 S Colima Rd, Whittier, CA 90604		Y				
09470	Y533-12	N	Sheriffs	Star Center	Star Center Building K Training Bureau Recruit Training Unit	11515 S Colima Rd, Whittier, CA 90604		Y				
09470	Y533-13	N	Sheriffs	Star Center	Star Center Building L Gym/Video Production	11515 S Colima Rd, Whittier, CA 90604	10,028	Y	11/2/2017	11/7/2017	1/29/2018	
09470	Y533-14	N	Sheriffs	Star Center	Star Center Building M Commercial Crimes/Fraud	11515 S Colima Rd, Whittier, CA 90604	11,611	Y	11/2/2017	11/7/2017	1/30/2018	
09470	Y533-15	N	Sheriffs	Star Center	Star Center Building N Facilities Services Bureau South Region	11515 S Colima Rd, Whittier, CA 90604	12,714	Y	11/2/2017	11/7/2017	1/31/2018	
09470	Y533-16	N	Sheriffs	Star Center	Star Center Building Q Narcotic Bureau Asset Forfeiture	11515 S Colima Rd, Whittier, CA 90604	8,223	Y	11/9/2017	11/2/2017	1/16/2018	
09470	Y533-17	N	Sheriffs	Star Center	Star Center Building T112 Training	11515 S Colima Rd, Whittier, CA 90604		Y				
09470	Y533-18	N	Sheriffs	Star Center	Star Center Building F Trailer	11515 S Colima Rd, Whittier, CA 90604		N				
09470	Y533-19	N	Sheriffs	Star Center	Star Center Building R	11515 S Colima Rd, Whittier, CA 90604	14,716	N	11/6/2017	11/1/2017	1/10/2018	
09470	Y533-2	N	Sheriffs	Star Center	Star Center Autoshop	11515 S Colima Rd, Whittier, CA 90604	3,522	Y	11/7/2017	11/7/2017	1/17/2018	
09470	Y533-20	N	Sheriffs	Star Center	Star Center The Barn	11515 S Colima Rd, Whittier, CA 90604	2,282	N	11/7/2017	11/1/2017	1/11/2018	
09470	Y533-21	N	Sheriffs	Star Center	Star Center Office Trailer	11515 S Colima Rd, Whittier, CA 90604	2,318	N	11/7/2017	11/2/2017	1/18/2018	
09470	Y533-22	N	Sheriffs	Star Center	Star Center Parking Lot 1	11515 S Colima Rd, Whittier, CA 90604		N	Deferred until 2018			
09470	Y533-23	N	Sheriffs	Star Center	Star Center Parking Lot 2	11515 S Colima Rd, Whittier, CA 90604		N	Deferred until 2018			
09470	Y533-24	N	Sheriffs	Star Center	Star Center Parking Lot 3	11515 S Colima Rd, Whittier, CA 90604		N	Deferred until 2018			
09470	Y533-25	N	Sheriffs	Star Center	Star Center Parking Lot 4	11515 S Colima Rd, Whittier, CA 90604		N	Deferred until 2018			
09470	Y533-26	N	Sheriffs	Star Center	Star Center Parking Lot 5	11515 S Colima Rd, Whittier, CA 90604		N	Deferred until 2018			
09470	Y533-27	N	Sheriffs	Star Center	Star Center Parking Lot 6	11515 S Colima Rd, Whittier, CA 90604		N	Deferred until 2018			
09470	Y533-28	N	Sheriffs	Star Center	Star Center Parking Lot 7	11515 S Colima Rd, Whittier, CA 90604		N	Deferred until 2018			
09470	Y533-29	N	Sheriffs	Star Center	Star Center Parking Lot 8	11515 S Colima Rd, Whittier, CA 90604		N	Deferred until 2018			
09470	Y533-3	N	Sheriffs	Star Center	Star Center Building B Sheriff Museum	11515 S Colima Rd, Whittier, CA 90604	11,840	Y	11/2/2017	11/2/2017	1/22/2018	
09470	Y533-30	N	Sheriffs	Star Center	Star Center Parking Lot 9	11515 S Colima Rd, Whittier, CA 90604		N	Deferred until 2018			
09470	Y533-31	N	Sheriffs	Star Center	Star Center Property & Evidence Walk-in Freezers	11515 S Colima Rd, Whittier, CA 90604	3,144	N	11/2/2017	11/2/2017	1/23/2018	
09470	Y533-32	N	Sheriffs	Star Center	Star Center Property & Evidence Storage Shed	11515 S Colima Rd, Whittier, CA 90604	1,331	N	11/2/2017	11/2/2017	1/24/2018	
09470	Y533-33	N	Sheriffs	Star Center	Star Center Property & Evidence Narcotics Holding Storage	11515 S Colima Rd, Whittier, CA 90604	200	N	11/2/2017	11/2/2017	1/25/2018	
09470	Y533-34	N	Sheriffs	Star Center	Star Center Craft Shop Structure	11515 S Colima Rd, Whittier, CA 90604	626	N	11/7/2017	11/7/2017	2/1/2018	
09470	Y533-36	N	Sheriffs	Star Center	Star Center Engraving Trailer	11515 S Colima Rd, Whittier, CA 90604		N				
09470	Y533-37	N	Sheriffs	Star Center	Star Center Storage Shed 1	11515 S Colima Rd, Whittier, CA 90604	380	Not Received	11/14/2017	11/14/2017		
09470	Y533-38	N	Sheriffs	Star Center	Star Center Storage Shed 2	11515 S Colima Rd, Whittier, CA 90604	343	Not Received	11/14/2017	11/14/2017		
09470	Y533-39	N	Sheriffs	Star Center	Star Center Storage Shed 3	11515 S Colima Rd, Whittier, CA 90604	337	Not Received	11/14/2017	11/14/2017		
09470	Y533-4	N	Sheriffs	Star Center	Star Center Building C Major Crimes	11515 S Colima Rd, Whittier, CA 90604	14,798	Y	11/1/2017	11/1/2017	1/15/2018	
09470	Y533-40	N	Sheriffs	Star Center	Star Center Storage Shed 4	11515 S Colima Rd, Whittier, CA 90604	360	Not Received	11/14/2017	11/14/2017		
09470	Y533-41	N	Sheriffs	Star Center	Star Center Storage Shed 5	11515 S Colima Rd, Whittier, CA 90604	286	Not Received	11/14/2017	11/14/2017		
09470	Y533-42	N	Sheriffs	Star Center	Star Center Storage Shed 6	11515 S Colima Rd, Whittier, CA 90604	194	Not Received	11/14/2017	11/14/2017		
09470	Y533-43	N	Sheriffs	Star Center	Star Center Storage Shed 7	11515 S Colima Rd, Whittier, CA 90604	358	Not Received	11/14/2017	11/14/2017		
09470	Y533-44	N	Sheriffs	Star Center	Star Center Storage Shed 8	11515 S Colima Rd, Whittier, CA 90604	329	Not Received	11/14/2017	11/14/2017		
09470	Y533-45	N	Sheriffs	Star Center	Star Center Storage Shed 9	11515 S Colima Rd, Whittier, CA 90604	208	Not Received	11/14/2017	11/14/2017		
09470	Y533-46	N	Sheriffs	Star Center	Star Center Storage Shed 10	11515 S Colima Rd, Whittier, CA 90604	233	Not Received	11/14/2017	11/14/2017		
09470	Y533-5	N	Sheriffs	Star Center	Star Center Building D SVU/Narcotics	11515 S Colima Rd, Whittier, CA 90604	16,719	Y	11/10/2017	11/10/2017	11/10/2017	
09470	Y533-6	N	Sheriffs	Star Center	Star Center Building E Major Crimes	11515 S Colima Rd, Whittier, CA 90604	18,793	Y	11/13/2017	11/13/2017		

County of Los Angeles - Deferred Maintenance Program Services - Phase 3
Monthly Progress Report - December 2017
Complete Facility List with Pre-Assessment Completion Dates

BIS	LACO	Scoped	Proprietor	Site Name	Building Name	Address	Actual Assessed GSF	Floor Plan Provided	Date Pre-Assessment Scheduled	Date Pre-Assessment Completed	Date Full-Assessment Scheduled	Date Full-Assessment Scheduled
09470	Y533-7	N	Sheriffs	Star Center	Star Center Building F Community Partnerships Bureau	11515 S Colima Rd, Whittier, CA 90604	19,259	Y	11/8/2017	11/8/2017		
09470	Y533-8	N	Sheriffs	Star Center	Star Center Building G Commercial Crimes	11515 S Colima Rd, Whittier, CA 90604	2,137	Y	11/8/2017	11/8/2017	2/5/2018	
09470	Y533-9	N	Sheriffs	Star Center	Star Center Building H Custody Training Division	11515 S Colima Rd, Whittier, CA 90604	16,407	Y	11/13/2017	11/13/2017	2/7/2018	
09470	Y533-9	N	Sheriffs	Star Center	Star Center Building H Custody Training Division	11515 S Colima Rd, Whittier, CA 90604						
09491	Y201	Y	Sheriffs	Central Property Warehouse	Central Property Warehouse	14201 Telegraph Rd Monte Vista Complex, South Whittier, CA 90604		Not Received				
09491	Y202	Y	Sheriffs	Central Property Warehouse	Central Supply Warehouse	14205 Telegraph Rd Monte Vista Complex, South Whittier, CA 90604		Not Received				
09496	A279	Y	Sheriffs	Public Works South Whittier District / Sheriff's Sub Station	Public Works South Whittier District / Sheriff's Sub Station	13523 Telegraph Rd, South Whittier, CA 90605		Not Received				
09881	4093	Y	Sheriffs	Marina Del Rey Station	Marina Del Rey Station	13851 Fiji Way, Marina Del Rey, CA 90292		Y				
09883	L138	Y	Sheriffs	Marina Del Rey Station	Sheriff - Marina Station Parking Lot	13840 Fiji Way, Marina Del Rey, CA 90292		Not Received	Deferred until 2018			
09891	10006	Y	Sheriffs	Marina Del Rey Dock 52	MDR Boatwright shop	13555 Fiji Way, Marina Del Rey, CA 90292		Not Received				
10001	0111	Y	Sheriffs	Public Works Flood Office	Public Works Flood Office	118 Pony Express Rd, San Dimas, CA 91773		Not Received				
10303	A109	Y	Sheriffs	Avalon Residence & Garage	Avalon Residence & Garage (Former San Dimas Sheriff)	20 Avalon Canyon Rd Catalina Island, Avalon, CA 90704		Not Received			Catalina	
10304	A108	Y	Sheriffs	East Avalon Station	East Avalon Station	211 Metropole, Avalon, CA 90704		Not Received			Catalina	
10305	X215	Y	Sheriffs	Avalon Station	Avalon Station	215 Sumner Ave, Avalon, CA 90704		Y			Catalina	
10428	B035	Y	Sheriffs	Long Beach Mental Evaluation Team	Long Beach Mental Evaluation Team	3501 N Lakewood Blvd, Long Beach, CA 90808		Not Received				
10668	C003	Y	Health Services	Walnut Valley Water Dist Radio Communications Site	HS-Walnut Valley Water District Radio Communications Site	Ridge Line Rd Ridge Line Reservoir "B" 91765		Not Received			ISD Proprietor	
10676	A546	Excluded	Sheriffs	Mount Lukens Mobile Digital Facility	Mount Lukens Mobile Digital Facility			Not Received			ISD Proprietor	
10703	A543	Excluded	Sheriffs	Mobile Digital Site #33 (Frost Peak)	Mobile Digital Site #33 (Frost Peak)			Not Received			ISD Proprietor	
10704	A541	Excluded	Sheriffs	Mobile Digital Site #74 (Saddle Peak)	Mobile Digital Site #74 (Saddle Peak)	24574 W Saddle Peak Rd, Malibu, CA 91302		Not Received			ISD Proprietor	
10705	A542	Excluded	Sheriffs	Mobile Digital Site #49 (Magic Mountain)	Mobile Digital Site #49 (Magic Mountain)			Not Received			ISD Proprietor	
10706	A041	Excluded	Sheriffs	Burnt Peak Mobile Digital Site	Burnt Peak Mobile Digital Site			Not Received			ISD Proprietor	
10707	A042	Excluded	Sheriffs	Whitaker Ridge Mobile Digital Site	Whitaker Ridge Mobile Digital Site			Not Received			ISD Proprietor	
10708	B541	Excluded	Sheriffs	Dakin Peak Microwave Site	Dakin Peak Microwave Site			Not Received			ISD Proprietor	
10709	A040	Excluded	Sheriffs	Tower Peak Mobile Digital Site	Tower Peak Mobile Digital Site			Not Received			ISD Proprietor	
10744	L039	N	Health Services	Weingart Healthcare & Drug Rehab	Weingart Healthcare & Drug Rehab	504 6Th St Los Angeles 90021		N	Deferred until 2018			
10748	L673	Y	Health Services	H. Claude Hudson Comprehensive Health Center Parking	Parking Lot 2-H Claude Hudson Comp Health Center	2813 Hope St Los Angeles 90007		N	Deferred until 2018			
10784	L805	Y	Health Services	Long Beach Comprehensive Health Center Parking Lot	Long Beach Comp Health Center	1401 Chestnut Ave (West Of Former Hospital Site) Long Beach 90813		Not Received	Deferred until 2018			
10842	L592	Y	Sheriffs	Crime Laboratory / Office	Crime Laboratory / Office	1444 W Garvey Ave, West Covina, CA 91790		Not Received				
10848	L751-2	Excluded	Sheriffs	Central Jail New Staff Parking Structure	Custody	498 Baughman St., Los Angeles, CA 90012		Not Received	Phase 2			
10858	A269	Y	Sheriffs	Parking Lot (Sheriff - Lennox Station)	Parking Lot (Sheriff - Lennox Station)	4322 W 106th St., Lennox, CA 90304		Not Received	Deferred until 2018			
10867	L097	Y	Health Services	Downtown Mental Health Clinic Supplemental Parking	DMH-Downtown Mental Health Center Supplemental Parking	636 Maple Ave Los Angeles 90014		N				
10942	T603	Y	Sheriffs	Calabasas Sub Station	Calabasas Sub Station	5100 Parkville Rd, Calabasas, CA 91301		Not Received			Malibu/Lost Hills Sheriff	
10948	B232	Y	Sheriffs	Pyramid Lake Sub Station	Pyramid Lake Sub Station			Not Received			Need address.	
10959	T717	Y	Sheriffs	Isthmus Sub Station and Residence	Isthmus Sub Station and Residence	17 Two Harbors Rd, Two Harbors, CA 90704		Not Received			Catalina	
2300	6098	Y	Sheriffs	Sybil Brand Jail (Closed)	Sybil Brand Jail (Closed)	4500 E City Terrace Dr, Monterey Park, CA 91754		Y				
	0212	Y	Sheriffs	Transit Service Bureau	Transit Service Bureau	1 Gateway Plaza, Los Angeles, CA 90012		Not Received				
	0219	Excluded	Sheriffs	Puente Hills Nike Communications Site	Puente Hills Nike Communications Site	1300 Site Dr (Puente Hills), La Habra Heights, CA 90631		Not Received			ISD Proprietor	
	30329	Excluded	Sheriffs	Los Pinetos Peak Communications Site	Los Pinetos Peak Communications Site			Not Received			ISD Proprietor	
	30706	Excluded	Sheriffs	Puente Hills Nike Communications Site	Puente Hills Nike Communications Site			Not Received			ISD Proprietor	
	A018	Y	Sheriffs	Antelope Valley Psychiatric Services	Antelope Valley Psychiatric Services	310 E Palmdale Blvd, Palmdale, CA 93550		Not Received				
	A082	Y	Sheriffs	Ladera Center Sub Station	Ladera Center Sub Station	5377 Centinela Ave, Los Angeles, CA 90056		Not Received				
	A173	Y	Sheriffs	San Dimas Metrolink Office	San Dimas Metrolink Office	240 E Bonita Ave, San Dimas, CA 91773		Not Received				
	A186	Y	Sheriffs	Traffic Services Enforcement Office	Traffic Services Enforcement Office	18300 Gridley Rd, Artesia, CA 90701		Not Received				
	A347	Y	Sheriffs	Littlerock Sub Station	Littlerock Sub Station	7828 Pearlblossom Hwy, Littlerock, CA 93543		Not Received				
	A361	Y	Sheriffs	Palmdale Automotive Repair	Palmdale Automotive Repair	1817 E Ave Q, Palmdale, CA 90212		Not Received				
	A519	Y	Sheriffs	Lancaster Station - Calandri Farm	Lancaster Station - Calandri Farm			Not Received				
	A610	Y	Sheriffs	Resident Deputy Housing	Resident Deputy Housing	23 Two Harbors Rd, Two Harbors, CA 90704		Not Received			Catalina	
	B123	Y	Sheriffs	Antelope Valley Mall Sub Station	Antelope Valley Mall Sub Station	1233 W Ave P, Palmdale, CA 93551		Not Received				
	B188	Y	Sheriffs	Canyon Country Sub Station	Canyon Country Sub Station	18828 Soledad Canyon Rd, Santa Clarita, CA 91351		Not Received				
	B207	Excluded	Sheriffs	South East Vehicle Theft Program	South East Vehicle Theft Program	20700 S Avalon Blvd, Carson, CA 90746		N				
	B230	Y	Sheriffs	Gorman Sub Station	Gorman Sub Station	49819 Gorman Post Rd, Gorman, CA 93243		Not Received				
	B560	Y	Sheriffs	Isthmus Sub Station / Residence Trailer	Isthmus Sub Station / Residence Trailer			Not Received				
	D003	Y	Sheriffs	Acton Volunteers On Patrol	Acton Volunteers On Patrol	33336 Santiago Rd, Acton, CA 93510		Not Received				
	T048	Y	Health Services		San Fernando Interim Health Modular (Storage)	10631 Banana Ave Fontana 92337		Not Received				
	x	Y	Sheriffs		South Whittier Sub Station	13525 Telegraph Road, Whittier, CA 90605		Not Received				
	x	Y	Sheriffs		Patrol	5383 Centinela Ave, #120, Los Angeles, CA 90056		Not Received				
	x	Y	Sheriffs		Sheriff - Building	7717 Golondrinas St., Downey, CA 90242		Not Received				