



Health Services
LOS ANGELES COUNTY

January 12, 2010

**Los Angeles County
Board of Supervisors**

Gloria Molina
First District


Mark Ridley-Thomas
Second District

Zev Yaroslavsky
Third District

Don Knabe
Fourth District

Michael D. Antonovich
Fifth District

TO: Each Supervisor

FROM: John F. Schunhoff, Ph.D. 
Interim Director

SUBJECT: **STATUS REPORT ON KEY INDICATORS OF
PROGRESS, HOSPITAL OPERATIONS, AND OTHER
ISSUES RELATED TO THE TRANSITION TO THE
NEW LAC+USC MEDICAL CENTER – PROGRESS
REPORT #27 (Agenda Item #S-1, January 12, 2010)**

John F. Schunhoff, Ph.D.
Interim Director

Robert G. Splawn, M.D.
Interim Chief Medical Officer

313 N. Figueroa Street, Room 912
Los Angeles, CA 90012

Tel: (213) 240-8101
Fax: (213) 481-0503

This is to provide your Board with the bi-monthly report on the status of transitioning to the new LAC+USC Medical Center (LAC+USC). This report is not the full monthly operational report but an interim report of Emergency Department (ED) and hospital admission volumes and specialty services with trends to include the month of December 2009.

Census Trending (ADC includes Psychiatric & Newborn Patients)

The Average Daily Census (ADC) for the month of December was 559 out of 671 licensed beds, an estimated 82% utilization rate (84% occupancy). The census for Medical/Surgical units was an estimated 91% utilization rate (93% occupancy) for December 2009. As with the hospital industry in general, a reduction in inpatient utilization is common during the month of December.

www.dhs.lacounty.gov

Emergency Department (ED) Indicators/Hospital Admissions

*To improve health
through leadership,
service and education.*

Attachment 1 demonstrates the trending of ED Registration and Admissions from the ED as well as total Hospital Admissions volume. Although overall ED Registration volume decreased, Hospital Admissions were up by 9% from November. These are reflective of seasonal variances and as well as a reduction in Average Length of Stay (ALOS) which was down to 5.84 days per patient for December 2009; ALOS will be trended in the next report. The December 2009 Hospital Admissions volume is the highest one-month experience since the move to the new hospital.

Specialty Services

Attachment 2 shows the ADC trends for the specialty areas of OB/GYN, Pediatrics, ICU, Psychiatry, Jail and Burn Units; with



www.dhs.lacounty.gov

Each Supervisor
January 12, 2010
Page 2

increases in the OB/GYN, Jail and Burn censuses. These areas will continue to fluctuate based on the types of patients presenting to the ED.

If you have any questions or need additional information please contact me or Carol Meyer, Chief Network Officer at (213) 240-8370.

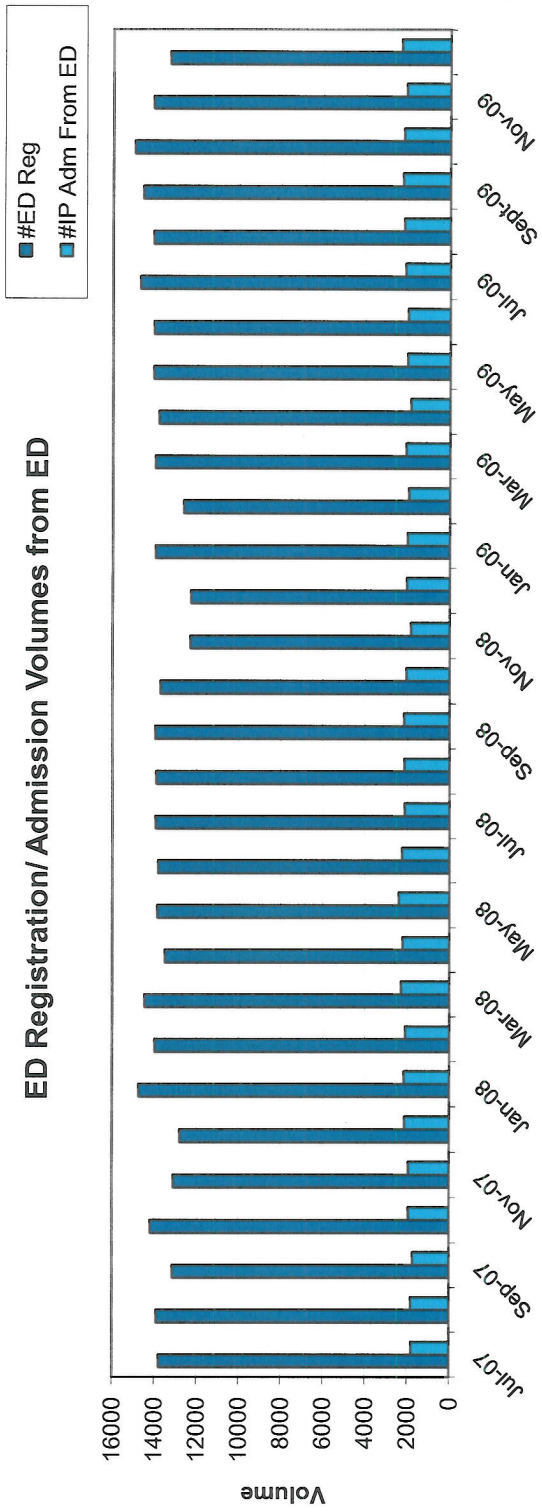
JFS:CM:pm
811:003

Attachments

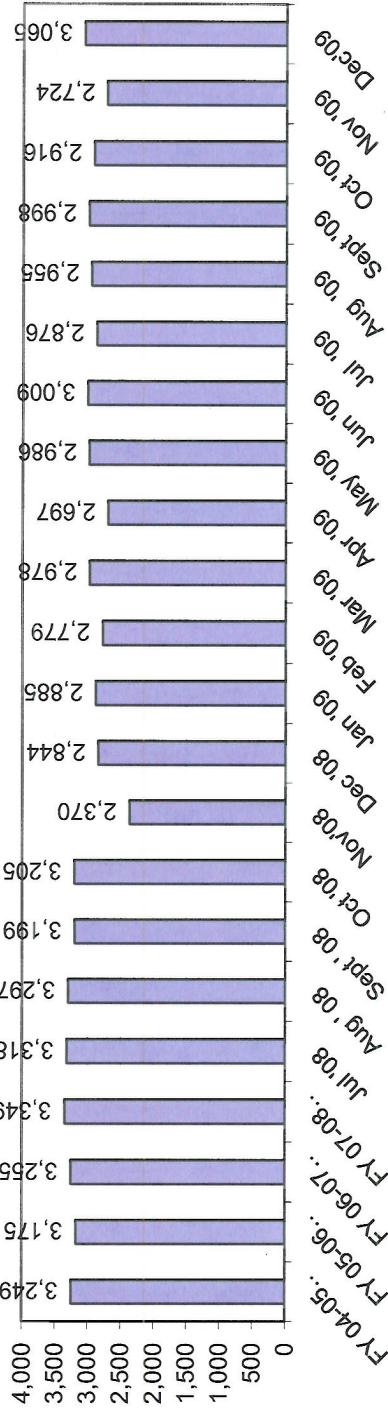
c: Chief Executive Officer
Acting County Counsel
Executive Officer, Board of Supervisors

LAC+USC Medical Center Workload Summary

ED Registration/ Admission Volumes from ED



Hospital Admissions



ED registration is the number of patients accessing the ED (Registrations) and includes the following categories:

- * Left without being seen
- * Transferred to the UADC on the same day
- * Admitted as an inpatient
- * Dispositioned from the ED

LAC+USC Healthcare Network

Average Daily Census by Nursing Unit Subset, July 2008 to Dec 2009
Based on Affinity Nursing Unit Statistical Report

