

**Final Report of the FY 2024-2025 Juvenile Justice Coordinating Council-
Comprehensive Multi-Agency Juvenile Justice Plan and Juvenile Justice Crime
Prevention Act Spending Allocation Ad-Hoc Subcommittee**

November 29, 2023

I. Introduction

The Juvenile Justice Coordinating Council (JJCC) adopted a resolution to appoint this FY 2024-2025 Comprehensive Multi-Agency Juvenile Justice Plan (JJCC-CMJJP) and Juvenile Justice Crime Prevention Act (JJCPA) Spending Allocation Ad-Hoc Subcommittee on January 19, 2023. The JJCC-CMJJP Ad-Hoc Subcommittee was charged with updating and revising the CMJJP as well as making recommendations as to the allocation of FY 2024-2025 JJCPA funds.

It should be noted that much of last year's Ad-Hoc Subcommittee's Report remains true as we continue with youth justice reimagined and the introduction of the new Youth Development Department. This, with priorities from the Board, such as the "Anti-Racism, Diversity & Inclusion (ARDI)" (articulates an anti-racist agenda that will guide, govern and increase the County's ongoing commitment of fighting racism in all its dimensions), the "Better Reaching the 95%" (for individuals who have substance use disorders), the implementation of the Countywide Cultural Policy (that provides direction and guidelines for how the County and its Departments will ensure that every resident has meaningful access to arts and culture), Youth@Work "Reinvesting in Our Youth" (supports youth ages 16 to 24 in gaining work experience and employment as part of healing and recovery from COVID-19), continues to inform the funding recommendations of the Ad-Hoc Subcommittee.

Additionally, the Ad-Hoc Subcommittee continues to enhance the JJCPA funding request proposal and evaluation process to reflect the evolving landscape of juvenile justice programming, while creating a more defined process in reporting justice outcomes among service providers across the continuum. It is very important to the Ad-Hoc Subcommittee to ensure the processes for review of carryover funds is continuously improved to further assist with making informed funding recommendations to the JJCC. Additionally, the Ad-Hoc Subcommittee worked with several agencies to reimagine the implementation of their interventions and service delivery models to evolve juvenile justice initiatives to meet the needs of today's youth, families, and communities.

As a continued part of the process, the Ad-Hoc Subcommittee reviewed prior Fiscal Year (FY) expenditures, carryover history and impacts from the COVID-19 pandemic and considered program implementation/service delivery methods since 2019-2020. Current FY estimated expenditures and the addition of new programs/services was carefully deliberated upon considering shifting and emerging needs of youth, families, and communities. While this review created a more protracted timeline, these highlights capture the depth of work performed by the Ad-Hoc Subcommittee, which built upon previous years' work and demonstrates a commitment to continuous improvement in administering this program.

The Ad-Hoc Subcommittee was intentional in continuing to support funding recommendations for the Public Private Partnerships (which includes Fiscal Intermediary Services and Capacity Building). This was further supported by the incorporation of the Department of Youth Development's (DYD's) leadership and oversight of at-promise youth data collection determination, process for submission and evaluation of these, and other at-promise youth related JJCPA funded programs.

Finally, last year the Ad-Hoc Subcommittee included an opening statement in the CMJJP that underscores "WHY" the Ad-Hoc Subcommittee begins with reviewing this document annually. The CMJJP guides the overall process for making funding recommendations. The focus of this work continues to keep LA County youth at the

center, and in the forefront of all our collaborations to build and sustain a continuum of care services model to foster positive youth development. The Ad-Hoc Subcommittee took great care in updating the FY 2024-25 CMJJP to inform funding recommendations, while also setting the direction for future improvements, which is described in the co-chairs annual final report.

II. CMJJP Subcommittee Composition and Meeting Schedule

a. FY 2024-25 CMJJP Ad-Hoc Subcommittee Membership

Member	Representing
Harada, Sharon (Co-Chair)	Los Angeles County Probation Department
Santoro, Mercy (Co-Chair)	Los Angeles County Parks and Recreation
Osborne, Tapau	Los Angeles County Office of Education
Penrose, Tricia	Superior Court, Juvenile Division
Rodriguez, Luis	Los Angeles County Public Defender's Office
Streich, Karen	Los Angeles County Department of Mental Health

b. FY 2024-25 JJCC-CMJJP Ad-Hoc Subcommittee Meeting schedule

- March 10, 2023(10:00 am - 12:00 pm)
- March 24, 2023 (9:00 am - 11:00 am)
- April 21, 2023 (9:00 am - 11:00 am)
- May 5, 2023 (9:00 am - 12:00 pm)
- May 19, 2023 (9:00 am - 11:00 am)
- September 8, 2023 (9:00 am - 11:00 am)
- September 27, 2023 (10:00 am - 12:00 pm)
- October 6, 2023 (9:00 am - 12:00 pm)
- *October 4, 2023, JJCC Meeting (2:30 pm - 4:30 pm)*
- October 26, 2023 (9:00 am - 11:00 am)
- October 31, 2023 (9:00 am - 12:00 pm)
- November 8, 2023 (4:30 pm - 5:00 pm)
- November 14, 2023 (4:00 pm - 4:30 pm)
- November 17, 2023 (1:00 pm - 4:00 pm)
- November 21, 2023 (3:00 pm - 3:45 pm)
- November 27, 2023 (12:00 pm -1: 00 pm)
- November 30, 2023 (4:15 pm - 5:00 pm)

c. A Snapshot of JJCC-CMJJP Ad-Hoc Subcommittee Scheduled Meeting Hours Within the Past Three Fiscal Years (FY 2021-2022 - FY 2024-2025)

- FY 2021-2022: A total of 13 Scheduled Meeting Hours
- FY 2022-2023: A total of 20.5 Scheduled Meeting Hours
- FY 2023-2024: A total of 25 Scheduled Meeting Hours
- FY 2024-2025: A total of 29 Scheduled Meeting Hours (Total Hours: 44 hours)

It should be noted that the number of scheduled meeting hours more than doubled from 13 hours to 29 hours since FY 2021-2022. Additionally, this year, the Ad-Hoc Subcommittee provided their total hours worked outside the scheduled meetings for 44 hours of work, compared to the 13 hours in FY 2021-2022. The additional hours of study and dialogue among the Ad-Hoc Subcommittee was necessary to analyze proposals to prepare for making funding recommendations. This is a testament to the dedication and incredible work the Ad-Hoc Subcommittee commits to in providing measured and thoughtful updates to the CMJJP, and to the funding recommendation process. The collaboration and effort to build consensus among leaders serving youth at-promise to inform is needed to guide an ever-evolving landscape of justice re-imagined for youth, families, and communities of Los Angeles County

III. JJCC-CMJJP Ad-Hoc Subcommittee Recommendations to the Juvenile Justice Coordinating Council (JJCC)

Recommended: Adopt the CMJJP for FY 2024-25. The CMJJP has been developed based on a philosophy of partnership between diverse public agencies and community-based organizations to promote positive youth development and prevent youth delinquency through shared responsibility, collaboration, and coordinated action. The CMJJP serves as a theoretical and practical foundation on which programs and services are selected, implemented, evaluated, and continuously improved to maximize benefit to our youth population served in Los Angeles County. Previously, the Ad-Hoc Subcommittee made major strides in creating greater transparency and accountability with regard to justice outcome reporting, enhancing the required submission request information to support these efforts, and convening the Ad-Hoc Subcommittee earlier in Spring for FY 2024-25 to engage in a comprehensive update, and re-alignment of the application with the CMJJP to improve the review and evaluation process of funded organizations/departments. This enhanced process of review began in 2022 and continues to date.

Revisions and Updates to the CMJJP included the following:

Reviewing the CMJJP for updates before considering funding proposals ensures the Ad-Hoc Subcommittee's work reflects the realities of today's ever-evolving justice reimaged landscape in Los Angeles County. Updates made uplift the continued direction of greater accountability in ensuring funds meet the urgent and specific needs of at-promise and probation youth and their families in a targeted manner, specifically around managing carryover balances. The Ad-Hoc Subcommittee deliberated extensively on how to manage carryover balances with new funding requests and developed a more defined process for this. Applying the updated frameworks to proposal evaluation also resulted in a more coherent discussion on how services are being reimaged to address the developmental needs for youth. The work to update the CMJJP continues to strengthen the continuum of care. Below includes information regarding significant updates for FY 2024-25 CMJJP.

Funding Review and Allocation Process

- Revised the formalized process for review teams and equipped them with guiding questions to report out and meet and confer outside the formal Ad-Hoc Subcommittee meeting to develop follow-up questions for the organizations/departments requesting funds, and to calibrate proposal scores.
- Applied the new youth development frameworks outlined in the CMJJP to proposal review, which informed funding considerations.

- A new level of review was created this year to enhance Ad-Hoc Subcommittee members' processes in the review and evaluation of funding requests submissions. As in previous years, there has been a greater focus on the reasons and impacts of carryover fund amounts given the unprecedented COVID-19 Pandemic as previously reported in FY 2021-22 Co-Chair report. Last year carryover was reviewed, and some funding requests be granted to retain carryover amounts, rather than recommending the addition of new funding. Because some carryover balances are persisting, it was determined that additional review and analysis was required to review and address these reasons to inform and direct for funds to be allocated to meet the urgent needs of youth and their families.

More importantly, meetings coordinated with organizations/departments with large carryover balances to obtain their potential plan to spend down carryover amounts. The engagement with these organizations/departments provided, the Ad-Hoc Subcommittee members with the opportunity to ask direct questions. It was determined to be a successful process that included agencies who were willing to return some unspent funds. This process will continue as it provided an opportunity for the Ad-Hoc Subcommittee members to engage with the agencies far beyond reviewing their submissions and pursuing back-and-forth emails, which did not get at the root cause. This engagement occurred prior to deliberations, and the information was utilized by the Ad-Hoc Subcommittee in their recommendations for FY 2024-25.

Updates to the CMJJP

- Met with the JJCPA Evaluator RAND in evaluation and applied GAP Analysis findings to update the CMJJP.
- Aligned the proposal with the evaluation form to strengthen the proposal review and evaluation, which encouraged more depth review and discussions among the Ad-Hoc Subcommittee.
- Continued to monitor and document the shifting context of Juvenile Justice and actively engaged in discussion with other Departments on best practices.
- Continued with the bifurcated process of the CMJJP update in Spring 2023 and followed-up with additional work to the CMMJP in the Fall of 2023.
- The Ad-Hoc Subcommittee met with Chief Executive Office's Anti-Racism, Diversity, and Inclusion (ARDI) Executive Director. The funding recommendations include a first-year allocation amount to begin to explore working in collaboration with ARDI to determine parameters and set up a new way of analyzing data.
- Enhanced Step 1 by adding to the FY 2025-26 JJCC-CMJJP Ad-Hoc Subcommittee Resolution to enhance the previously adopted version. The new language includes there shall be a minimum of two (2) JJCC Community Members (Non-Permanent JJCC Members) based upon self-nomination. Should the self-nomination process not yield two (2) JJCC Community Members, the self-nomination process will repeat for an additional opportunity for self-nomination. This has been added to ensure JJCC Community Member involvement priority and support the self-nomination process.

- Additionally, enhanced Step 1 to indicate that the funding request submission review process will include JJCC-CMJJP Ad-Hoc Subcommittee members assignment to teams of (2) by utilizing a random drawing process. Once teams are established, the total funding request submissions are divided and evenly distributed among the assigned teams, based upon a random number process. A review is completed to ensure no JJCC-CMJJP Ad-Hoc Subcommittee members are assigned their own funding request submission(s). For any found, a random drawing process is utilized to revise the assignment; this process has been in effect and repeated annually since the FY 2020-21 JJCC-CMJJP Ad-Hoc Subcommittee.
- A New Step has been added based to include the invitational meeting process with agencies regarding carryover balances. Additionally, carryover amounts for all agencies will be considered when new funding requests are received requesting additional funding beyond carryover amounts that remain. The goal is to reduce carryover by having agencies prioritize utilizing this available funding as well as reviewing their program's record of previously expending funding when making annual recommendations to the JJCC. This may take more than one (1) year to accomplish, however, the Ad-Hoc Subcommittee has made strides to recommend funding with these consideration.
- a. Recommended: Adopt the FY 2024-25 JJCPA Funding Allocations Recommended by the CMJJP Ad-Hoc Subcommittee at the next JJCC meeting. The Ad-Hoc Subcommittee's intended purpose was to propose funding allocation recommendations that maximize the provision and continuity of services across the continuum of effective youth development.

Respectfully Submitted the 29th day of November 2023:



Mercedes Santoro

Mercedes Santoro, Ed.D., Co-Chair

JJCC Member Representing Los Angeles County Department of Parks and Recreation

Sharon Harada

Sharon Harada, Co-Chair

JJCC Chair Representing

Los Angeles County Probation Department

ATTACHMENT 1 of 2

[87 Pages]

ATTACHMENT 1

COUNTY OF LOS ANGELES

COMPREHENSIVE MULTI-AGENCY JUVENILE JUSTICE PLAN

Fiscal Year 2024-25

A Youth Development Mission, Continuum, and Funding Strategy

JJCC Draft – Dec 6, 2023

TABLE OF CONTENTS

I. EXECUTIVE SUMMARY	4
II. JJCPA AND CMJJP BACKGROUND.....	6
a. Origins and Foundations of the JJCPA.....	6
b. History of the CMJJP (2001-2020)	6
c. CMJJP Requirements and Limits under Government Code Sections 30061 and 30062	8
d. JJCC’s Collaborative Approach to the CMJJP.....	8
III. ORGANIZATION AND IMPLEMENTATION OF THE CMJJP	9
a. Structure of the CMJJP.....	9
b. Key Stakeholders	11
c. FY 2022-23 CMJJP Planning, Development, and JJCPA Funding Allocation Approval Process	11
IV. MISSION AND GUIDING PRINCIPLES.....	14
1. CMJJP Mission Statement.....	16
3. CMJJP Guiding Principles.....	17
4. Growth Fund-Specific Goals and Guiding Principles.....	18
V. FRAMEWORK.....	20
a. Youth Development and Empowerment.....	21
b. Continuum of Services	23
c. Continuum-Based Funding Strategies	25
VI. SERVICE STRATEGY	27
a. Landscaping the Need	27
c. System, Service Delivery, and Youth/Family Outcomes	36
VII. CMJJP FUNDING ALLOCATIONS AND JJCPA FUNDING	39
a. Overview	39
b. Additional Funding Parameters	39
c. Model Base-Funding Allocation	40
Appendix A	41
Recommended Format of Community Feedback on Programs and Projects.....	41
Recommended Notification Flyer Format for Community Feedback on Programs and Projects.....	42
Appendix B	43

Recommended Format for Governmental Partner Funding Requests	43
Recommended Notification Letter Format for Governmental Partner Funding Requests	48
Appendix C	39
JJCPA Governmental Funding Request Form.....	51
Appendix D	60
Sample of Existing, Relevant Programs, Services, and Initiatives	60
Appendix E	64
At-Promise Youth Demographic Data.....	64
Appendix F	72
Probation Youth Demographic Data.....	72
Appendix G	
Summary of Results from the 2020 Juvenile Justice Coordinating Council - Community Advisory Committee County of Los Angeles Youth Service Needs Assessment	78
Appendix H	
Historical CMJJP (2001-2023)	

I. EXECUTIVE SUMMARY

Juvenile Justice Crime Prevention Act (JJCPA), formerly known as Schiff-Cardenas Crime Prevention Act of 2000, provides the County of Los Angeles (the “County” or “LAC”) with an annual allocation of State funds to develop and implement a comprehensive multiagency juvenile justice plan (CMJJP).¹ As mandated by the JJCPA, the CMJJP is developed by the local juvenile justice coordinating council (JJCC).² The CMJJP shall include, but not be limited to, all the following components:³

1. An assessment of existing law enforcement, probation, education, mental health, health, social services, drug and alcohol and youth services resources which specifically target “at-risk,” also known as “at-promise” youth,⁴ juvenile offenders, and their families.
2. An identification and prioritization of the neighborhoods, schools, and other areas in the community that face a significant public safety risk from juvenile crime, such as gang activity, daylight burglary, late-night robbery, vandalism, truancy, controlled substance sales, firearm-related violence, and juvenile alcohol use within the council’s jurisdiction.
3. A local action plan for improving and marshaling resources to reduce the incidence of juvenile crime and delinquency in the areas targeted pursuant to the prioritized areas and the greater community. The JJCC shall prepare their plans to maximize the provision of collaborative and integrated services of all relevant resources and shall provide specified strategies for all elements of response, including prevention, intervention, suppression, and incapacitation, to provide a continuum for addressing the identified male and female juvenile crime problem, and strategies to develop and implement locally based or regionally based out-of-home placement options for youth who are deemed a ward of the court by the juvenile court.

Since its inception, the County’s CMJJP has included strategies that provide community-level prevention and intervention programs, and services that target “high-risk” neighborhoods and focus on achieving success for probationers and at-promise youth. These services have been and continue to be provided through the collaborative efforts of governmental agencies and community-based organizations. Proper use of JJCPA funding and development of the CMJJP is guided by an integrated and collaborative approach to reducing crime and delinquency through leveraging existing resources and resourcing a continuum of evidence-based and promising programs for youth in communities of high need.

¹ Government Code, section 30061

² See: Welfare and Institutions Code, section 749.22

³ *Ibid.*

⁴ Government Code, section 30061 uses the term “at-risk,” however, the modern trend is to substitute the term “at-promise.” For example, in 2019 California Assembly Bill No. 413 removed the term “at-risk” and replaced it with “at-promise” in the California Education and Penal Codes, such that “at-promise” has the same meaning and effect as “at-risk.” While AB 413 did not change the JJCPA’s use of “at-risk,” the JJCC adopts and affirms the use of “at-promise” to validate the experiences and potential of the young people along the continuum of need and levels of interaction with the justice system. Therefore, the JJCC and this CMJJP shall use the term “at-promise” in lieu of “at-risk.”

The process to develop the annual CMJJP and JJCPA funding allocations legally must include:

- A Mission Statement and clear goals
- Guiding Principles to ensure programs and services align with intended outcomes
- A framework based on a Continuum of Care Model to allocate relevant resources
- Unbiased evaluation of services provided
- Data to prioritize neighborhoods, schools, and other areas that pose a risk to public safety

The methodology used to develop the annual CMJJP, and funding allocations ensures that:

- The JJCC maintains the alignment of JJCPA funded services to the youth population to ensure the County is meeting the needs of its at-risk and justice-involved youth
 - LGBTQIA+, racial disparities, geography, pop. characteristics (2017 Probation Workgroup Report)
- The underlying CMJJP framework is used to allocate JJCPA resources
- The JJCC uses the best data available to define the needs of youth in the County
- The JJCPA funding allocation process remains transparent, efficient, and in line with County budgeting process guidelines
- The CMJJP is based on “programs and approaches that have been demonstrated to be effective in reducing delinquency and addressing juvenile crime for any elements of response to juvenile crime and delinquency, including prevention, intervention, suppression, and incapacitation,” in accordance with the law that governs JJCPA funding.
- Link to the FY 2023-24 CMJJP from the Juvenile Justice Coordinating Council’s website: [Microsoft Word - 2020.11.23 FY 2021-22 CMJJP 03 Dec 20 JJCC Draft kmb Final \(lacounty.gov\)](#)

The JJCC allocates JJCPA funds to:

1. Programs, which are ongoing services supporting at least one strategic goal with clearly defined objectives and outcomes, funded by ongoing revenues. Programs are selected by the JJCC based upon the CMJJP Mission and the Based Funded Goals and Guiding Principles, which may be found in *Section IV., Mission and Guiding Principles*, on pages 21- 22 of this document.
2. Projects, which are temporary endeavors undertaken to create a unique product, service, or result in support of a strategic goal. Projects are considered based upon the CMJJP Mission and the Growth Funded Goals and Guiding Principles, which may be found *Section IV., Mission and Guiding Principles*, on pages 21-22 of this document.
- 3.

II. JJCPA Evaluator’s Update

a. Summary of 2023 JJCPA Evaluator’s Report from RAND Corporation

Summary Based on: Applegarth, D. Michael, P’trice Jones, and Stephanie Brooks Holliday, Promising Services for Justice-Involved Youth: A Scoping Review with Implications for the Los Angeles County Juvenile Justice Crime Prevention Act. Santa Monica, CA: RAND Corporation, 2023. https://www.rand.org/pubs/research_reports/RRA1663-2.html.

In 2022, RAND Corporation (the JJCPA evaluator) conducted a scoping review of the literature on services for youth involved in the juvenile justice system (Applegarth, Jones, & Brooks Holliday, 2023). Their review included 162 studies published since the year 2000 focused on programs and services administered in the United States. The review found varying levels of evidence for the services described in the literature, with findings summarized here.

Many studies focused on programs offering alternatives to traditional adjudication. **Diversion programs** generally showed evidence of reducing recidivism in youth. There are many types of diversion programs, many of which showed promising results, making it difficult to draw conclusions about the specific program components that result in positive youth outcomes. However, there was evidence that programs using a restorative justice model and mental health diversion programs were associated with reductions in recidivism. Teen courts were the exception, yielding mixed results, and at least one study found that the program had negative effects. Regarding **problem-solving courts**, drug courts appeared to have a small to medium effect on recidivism, and though literature suggests promising outcomes for mental health courts, the literature has been limited.

Many other studies focused on programs delivered in correctional, residential, or community-based settings. Programs providing **care coordination** (e.g., referral and linkage services) had varying results; some were associated with a reduced likelihood of adjudication, whereas others had no significant effect on recidivism. However, these programs are sometimes associated with other positive outcomes, like improved self-efficacy for youth.

Regarding **psychotherapy and other psychotherapeutic interventions**, CBT-based programs addressing criminogenic risk tended to be effective at reducing recidivism. CBT focused on mental health symptoms did have benefits for mental health symptoms, but were not necessarily effective at reducing recidivism. There was not strong evidence that skills training programs effectively reduced recidivism, though victim awareness **psychoeducational** programs were associated with reduced recidivism. Many programs described in the literature focused on **health-related behaviors** in youth, especially sexual risk behavior. These programs yielded mixed results on relevant health outcomes (e.g., increased condom use), and often did not address questions related to recidivism.

Studies also included **family-focused interventions**, such as multisystemic therapy (MST), functional family therapy (FFT), and multidimensional treatment foster care. Both MST and FFT were shown to effectively reduce recidivism.

Substance use is common among juvenile justice-involved youth, and some studies explored treatment facilities and correctional units using a **therapeutic community approach**. These were generally associated with reductions in substance use and improved behavioral health outcomes. Community-based treatment models that were explored yielded mixed results.

Some literature focused on **wraparound program models** that provide youth with multiple types of services within a single program, typically in an effort to holistically address youth needs. Mixed effects were observed for these programs, and it can be difficult to draw conclusions across programs when the treatment components vary. However, there may be models that effectively reduce recidivism.

III. JJCPA AND CMJJP BACKGROUND⁵

a. Origins and Foundations of the JJCPA

The Schiff–Cardenas Crime Prevention Act was passed by the California State Legislature in 2000 to establish a juvenile justice funding source for California counties. Later termed the Juvenile Justice Crime Prevention Act (JJCPA), the funds support the development and

implementation of county juvenile justice plans that provide a “continuum of responses to juvenile crime and delinquency and demonstrates a collaborative and integrated approach for implementing a system of swift, certain, and graduated responses for at-risk youth and juvenile offenders.”

Each county must establish a local multi-agency Juvenile Justice Coordinating Council (JJCC) which, according to Welfare and Institutions Code (WIC) § 749.22, must be chaired by the county’s chief probation officer and composed at minimum of representatives from specific, listed public agencies, as well as community-based organizations and an at-large community representative. The JJCC is charged with developing a Comprehensive Multi-Agency Juvenile Justice Plan (CMJJP) that:

- Assesses existing services and resources that target at-risk and justice-involved youth and their families;
- Prioritizes neighborhoods, schools, and other areas with high rates of juvenile crime;
- Lays out a strategy for prevention, intervention, suppression, and incapacitation responses to juvenile crime and delinquency that is based on programs and approaches with demonstrated effectiveness; and
- Develops information-sharing systems to coordinate actions and support evaluation.”⁶

While the JJCC oversees the development of the CMJJP, the LAC Probation Department plays the primary role of coordinator and administrator of JJCPA funds at the local level in the County.

b. History of the CMJJP (2001-2023)

Since 2001, the County has received 26.5 million- \$28 million each year in base JJCPA funding, in addition to variable growth JJCPA funds since 2015. While JJCPA-funded programming was regularly updated, the CMJJP remained mostly unchanged from 2001-2018. Between March and December 2017, the Board of Supervisors (Board) worked with the LAC Probation Department and community stakeholders to update membership for the JJCC, including adding ten community representatives as voting members to the JJCC.

Noting that the CMJJP had not been changed significantly in almost two decades, on December 19, 2017⁷ the Board mandated that the CMJJP be revamped to reflect best practices, incorporate evaluation findings, and be informed by the needs of youth. In response, on March 28, 2018, the JJCC created a 13-member Ad Hoc CMJJP Taskforce (Taskforce) composed of nine (9) community representatives and four (4) County agency representatives. “In 2018 improvements were launched that include a comprehensive update to the CMJJP and membership on the Juvenile Justice Coordinating Council. Ever since, work has been done to improve the CMJJP update with a focus on the steps to create greater transparency and the process for reviewing funding proposals. This work continues to be done to strengthen the continuum of care.

⁵ Juvenile Justice Crime Prevention Act Landscape Analysis Report, prepared by RDA on 12/22/2017.

⁶ Juvenile Justice Crime Prevention Act Gap Analysis Report, prepared by RDA on 4/30/2018.

⁷ Motion by Supervisor Mark Ridley-Thomas and Chair Sheila Kuehl: “Establishing Effective and Diverse Governance of Juvenile Justice Funds”

In November 2018 a community representative and a FUSE Executive Fellow were selected to co-lead the Taskforce. The Taskforce was charged to update and revise a FY 2019-20 CMJJP and to make recommendations as to the spending of FY 2019-20 JJCPA funds. The updated FY 2019-20 CMJJP included a formalized, ongoing planning process to annually redesign the CMJJP and to develop a revised spending plan based on the Resource Development Associates, Inc. evaluation, general research, and other relevant information about the County's population needs, and available youth services and funding resources.⁸

Sustained Efforts for Continuous Improvements to CMJJP

"The Juvenile Justice Coordinating Council (JJCC) adopted a resolution to appoint this FY 2021- 22 Comprehensive Multi-Agency Juvenile Justice Plan (CMJJP) and Juvenile Justice Crime Prevention Act (JJCPA) Spending Allocation Ad Hoc Subcommittee (CMJJP Subcommittee) on August 26, 2020. The CMJJP Subcommittee was charged with proposing an updated and revised CMJJP as well as making recommendations as to the spending of FY 2021-22 JJCPA funds. While the work of this subcommittee is always important, added emphasis was placed on informed decision making, provision of effective services because of the challenges and hardships presented by the COVID-19 pandemic and continuity of services for at-risk youth."

"Revisions and updates to the CMJJP included referring to youth served as "at-risk" instead of "at-risk" throughout the document while still maintaining the federal definition (20 U.S. Code §6472). The mission was revised to reflect a statement on racial equity that brings forward the realities of and current confrontations with structural racism to inform the work plan. Other revisions included the incorporation of how the RAND Corporation will develop future methodologies for evaluation along with including literature reviews on effective programs to ensure alignment with the funding strategies. The CMJJP funding process was expanded to include additional time for the JJCC to deliberate on proposals. The overall funding calendar was updated to indicate more specific deliverables to support the process and to foster improved communication with the JJCC's Community Advisory Committee."

Responding to Impacts of COVID-19

"As a result, and in light of the uncertainty presented by COVID-19, the CMJJP subcommittee recommended to continue into FY 2021-22, using the surplus from programs that will not be continuing to either fund new programs/projects or to increase allocations to existing programs. Several priorities were selected for funding based on the community survey results, input from governmental and community partners, and the subject matter expertise of the subcommittee members. As a result, mental health, public health, homelessness, and the provision of services to the Antelope Valley and South Los Angeles were prioritized for additional funding, as available.

The subcommittee also made a greater focus of carryover fund amounts given the unprecedented COVID-19 pandemic that resulted in temporary modifications and delays in program administration by numerous providers. In order to make the best use of new funding,

the subcommittee used the estimated carryover amounts reported by those currently funded programs/projects to determine how much additional base or growth funding was needed to provide funding consistent to FY 2020-21.

Transparency and Accountability of JJCPA Funding Program

The Ad-Hoc Subcommittee made major strides in creating greater transparency and accountability with regard to justice outcome reporting, enhancing the required submission request information to support these efforts and convening the Ad-Hoc Subcommittee earlier in 2022 for FY 2023-24 to engage in a comprehensive update and aligning the application with the CMJJP to improve our justice outcomes.

Revisions and updates to the CMJJP included areas in the Organization and Implementation of the CMJJP. In the sub-section on CMJJP Planning, Development and JJPCA Funding Allocation Approval Process, where the RAND Corporation's evaluation process will include interviews and/or focus groups with program staff and clients, analysis of program utilization data and program specific outcome data and evaluation of justice outcomes to adequately assess the effectiveness of its programs at reducing crime and delinquency. The overall funding calendar was updated to indicate more specific deliverables to support the process and to foster improved communication with the JJCC's Community Advisory Committee. See *Attachment A, FY 2022-23 CMJJP [87-pages]*. Additional revisions to Appendix B included data collection and submission requirements for all JJCPA funded programs as well as what will occur should agencies not submit data – that failure to submit the required data to Probation may result in loss of grant funds in accordance with monthly reporting submissions. Lastly, JJCPA funded agencies will also be required to continue to submit estimated FY expenditures on a monthly basis to JJCPA Administration; for October 2022, the due date for this information will be October 31, 2022.

Supporting Communities with High and Very High Needs

The Ad-Hoc Subcommittee's intended purpose was to create a funding allocation that maximizes the provision and continuity of services across the continuum of effective youth development. Several priorities were selected for funding based on input from governmental and community partners, and the subject-matter expertise of the Ad-Hoc Subcommittee members. As a result, YDD and PPP and the provision of services to the Antelope Valley and South Los Angeles were prioritized for additional funding, as available. This review of data combined with new service delivery models to support Justice Reimagined initiatives was prioritized.

Aligning with Justice Reimagined Efforts in Los Angeles County

It should be noted that much the Subcommittee's focused on youth justice reimagined and the introduction of the new Youth Development Department. The subcommittees continued to make improvements in the proposal process to reflect the evolving landscape of juvenile justice programming while creating a more defined process in reporting justice outcomes. To that end the CMJJP annual update underscores why the Subcommittee begins with reviewing this document annually, as it guides our overall process for making funding recommendations. Updates to the CMJJP are also intended to document the shifting context of Juvenile Justice.

Steps to Improve Review of Funding Proposals

“The Ad-Hoc Subcommittee made major strides in creating greater transparency and accountability with regard to justice outcome reporting, enhancing the required submission request information to support these efforts and convening the Ad-Hoc Subcommittee earlier in 2022 for FY 2023-24 to engage in a comprehensive update and aligning the application with the CMJJP to improve our justice outcomes.

Funding Review and Allocation Process

- Formalized Process for Review Teams and Equipped them with Guiding Questions to Report Out
- Calibration of Findings
- Introduced a Rubric for Scoring
- Identified funding allocation framework that builds on the strategy and funding type to also considers carryover, rising program costs vs program expansion, equity increases, CBO allocations
- Created greater alignment between the proposal and evaluation
- Applied current youth development frameworks identified by RAND to funding proposals

Strengthening Youth Development Frameworks

The work of the Probation Working Group in 2017 to develop a “Countywide Juvenile Justice Strategic Plan” is especially relevant. The principles adopted by the JJCC for the CMJJP are in large part based on that Plan, calling for “a comprehensive strategic framework focused on greater interagency collaboration, resources, and systemic changes to prevent additional trauma, reduce risk factors, and increase protective factors by connecting families, youth, and children to supportive systems within their communities.”

There exist several opportunities to improve the alignment between the JJCPA CMJJP and best practices (Whittaker, Smucker and Holliday, 2022). For example, the JJCC and the Los Angeles County Probation Department envisions those programs offered include a youth developmental approach and that they are culturally responsive and trauma-informed (Whittaker, Smucker and Holliday, 2022). The JJCC conducts an annual literature scan on best practices approaches in juvenile justice programming, and strives to: 1) provide a continuum of services for different risk and need levels, 2) draw from a positive youth development approach, 3) ensure programs are family-focused and community-led, 4) apply a racial-equity framework to programming, 5) offer culturally responsive programming and 6) use evidenced-based practices (Whittaker, Smucker and Holliday, 2022).

FY 2024-25 JJCC-CMJJP Ad-Hoc Subcommittee’s Final Report

Final Report of the FY 2024-2025 Juvenile Justice Coordinating Council- Comprehensive Multi-Agency Juvenile Justice Plan and Juvenile Justice Crime Prevention Act Spending Allocation Ad-Hoc Subcommittee

November 29, 2023

I. Introduction

The Juvenile Justice Coordinating Council (JJCC) adopted a resolution to appoint this FY 2024-2025 Comprehensive Multi-Agency Juvenile Justice Plan (JJCC-CMJJP) and Juvenile Justice Crime Prevention Act (JJCPA) Spending Allocation Ad-Hoc Subcommittee on January 19, 2023. The JJCC-CMJJP Ad-Hoc Subcommittee was charged with updating and revising the CMJJP as well as making recommendations as to the allocation of FY 2024-2025 JJCPA funds.

It should be noted that much of last year's Ad-Hoc Subcommittee's Report remains true as we continue with youth justice reimagined and the introduction of the new Youth Development Department. This, with priorities from the Board, such as the "Anti-Racism, Diversity & Inclusion (ARDI) (articulates an anti-racist agenda that will guide, govern and increase the County's ongoing commitment of fighting racism in all its dimensions), the "Better Reaching the 95%" (for individuals who have substance use disorders), the implementation of the Countywide Cultural Policy (that provides direction and guidelines for how the County and its Departments will ensure that every resident has meaningful access to arts and culture), Youth@Work "Reinvesting in Our Youth" (supports youth ages 16 to 24 in gaining work experience and employment as part of healing and recovery from COVID-19), continues to inform the funding recommendations of the Ad-Hoc Subcommittee.

Additionally, the Ad-Hoc Subcommittee continues to enhance the JJCPA funding request proposal and evaluation process to reflect the evolving landscape of juvenile justice programming, while creating a more defined process in reporting justice outcomes among service providers across the continuum. It is very important to the Ad-Hoc Subcommittee to ensure the processes for review of carryover funds is continuously improved to further assist with making informed funding recommendations to the JJCC. Additionally, the Ad-Hoc Subcommittee worked with several agencies to reimagine the implementation of their interventions and service delivery models to evolve juvenile justice initiatives to meet the needs of today's youth, families, and communities.

As a continued part of the process, the Ad-Hoc Subcommittee reviewed prior Fiscal Year (FY) expenditures, carryover history and impacts from the COVID-19 pandemic and considered program implementation/service delivery methods since 2019-2020. Current FY estimated expenditures and the addition of new programs/services was carefully deliberated upon considering shifting and emerging needs of youth, families, and communities. While this review created a more protracted timeline, these highlights capture the depth of work performed by the Ad-Hoc Subcommittee, which built upon previous years' work and demonstrates a commitment to continuous improvement in administering this program.

The Ad-Hoc Subcommittee was intentional in continuing to support funding recommendations for the Public Private Partnerships (which includes Fiscal Intermediary Services and Capacity Building). This was further supported by the incorporation of the Department of Youth Development's (DYD's) leadership and oversight of at-promise youth data collection determination, process for submission and evaluation of these, and other at-promise youth related JJCPA funded programs.

Finally, last year the Ad-Hoc Subcommittee included an opening statement in the CMJJP that underscores "WHY" the Ad-Hoc Subcommittee begins with reviewing this document annually. The CMJJP guides the overall process for making funding recommendations. The focus of this work continues to keep LA County youth at the center, and in the forefront of all our collaborations to build and sustain a continuum of care services model to foster positive youth development. The Ad-Hoc Subcommittee took great care in updating the FY 2024-25 CMJJP to inform funding recommendations, while also setting the direction for future improvements, which is described in the co-chairs annual final report.

II. CMJJP Subcommittee Composition and Meeting Schedule

a. FY 2024-25 CMJJP Ad-Hoc Subcommittee Membership

Member	Representing
Harada, Sharon (Co-Chair)	Los Angeles County Probation Department
Santoro, Mercy (Co-Chair)	Los Angeles County Parks and Recreation
Osborne, Tapau	Los Angeles County Office of Education
Penrose, Tricia	Superior Court, Juvenile Division
Rodriguez, Luis	Los Angeles County Public Defender's Office
Streich, Karen	Los Angeles County Department of Mental Health

b. FY 2024-25 JJCC-CMJJP Ad-Hoc Subcommittee Meeting schedule

- March 10, 2023(10:00 am - 12:00 pm)
- March 24, 2023 (9:00 am - 11:00 am)
- April 21, 2023 (9:00 am - 11:00 am)
- May 5, 2023 (9:00 am - 12:00 pm)
- May 19, 2023 (9:00 am - 11:00 am)
- September 8, 2023 (9:00 am - 11:00 am)
- September 27, 2023 (10:00 am - 12:00 pm)
- October 6, 2023 (9:00 am - 12:00 pm)
- *October 4, 2023, JJCC Meeting (2:30 pm - 4:30 pm)*
- October 26, 2023 (9:00 am - 11:00 am)
- October 31, 2023 (9:00 am - 12:00 pm)
- November 8, 2023 (4:30 pm - 5:00 pm)
- November 14, 2023 (4:00 pm - 4:30 pm)
- November 17, 2023 (1:00 pm - 4:00 pm)
- November 21, 2023 (3:00 pm - 3:45 pm)
- November 27, 2023 (12:00 pm -1: 00 pm)
- November 30, 2023 (4:15 pm - 5:00 pm)

c. A Snapshot of JJCC-CMJJP Ad-Hoc Subcommittee Scheduled Meeting Hours Within the Past Three Fiscal Years (FY 2021-2022 - FY 2024-2025)

- FY 2021-2022: A total of 13 Scheduled Meeting Hours
- FY 2022-2023: A total of 20.5 Scheduled Meeting Hours
- FY 2023-2024: A total of 25 Scheduled Meeting Hours
- FY 2024-2025: A total of 29 Scheduled Meeting Hours (Total Hours: 44 hours)

It should be noted that the number of scheduled meeting hours more than doubled from 13 hours to 29 hours since FY 2021-2022. Additionally, this year, the Ad-Hoc Subcommittee provided their total hours worked outside the scheduled meetings for 44 hours of work, compared to the 13 hours in FY 2021-2022. The additional hours of study and dialogue among the Ad-Hoc Subcommittee was necessary to analyze proposals to prepare for making funding recommendations. This is a testament to the dedication and incredible work the Ad-Hoc Subcommittee commits to in providing measured and thoughtful updates to

the CMJJP, and to the funding recommendation process. The collaboration and effort to build consensus among leaders serving youth at-promise to inform is needed to guide an ever-evolving landscape of justice re-imagined for youth, families, and communities of Los Angeles County

III. JJCC-CMJJP Ad-Hoc Subcommittee Recommendations to the Juvenile Justice Coordinating Council (JJCC)

Recommended: Adopt the CMJJP for FY 2024-25. The CMJJP has been developed based on a philosophy of partnership between diverse public agencies and community-based organizations to promote positive youth development and prevent youth delinquency through shared responsibility, collaboration, and coordinated action. The CMJJP serves as a theoretical and practical foundation on which programs and services are selected, implemented, evaluated, and continuously improved to maximize benefit to our youth population served in Los Angeles County. Previously, the Ad-Hoc Subcommittee made major strides in creating greater transparency and accountability with regard to justice outcome reporting, enhancing the required submission request information to support these efforts, and convening the Ad-Hoc Subcommittee earlier in Spring for FY 2024-25 to engage in a comprehensive update, and re-alignment of the application with the CMJJP to improve the review and evaluation process of funded organizations/departments. This enhanced process of review began in 2022 and continues to date.

Revisions and Updates to the CMJJP included the following:

Reviewing the CMJJP for updates before considering funding proposals ensures the Ad-Hoc Subcommittee's work reflects the realities of today's ever-evolving justice reimagined landscape in Los Angeles County. Updates made uplift the continued direction of greater accountability in ensuring funds meet the urgent and specific needs of at-promise and probation youth and their families in a targeted manner, specifically around managing carryover balances. The Ad-Hoc Subcommittee deliberated extensively on how to manage carryover balances with new funding requests and developed a more defined process for this. Applying the updated frameworks to proposal evaluation also resulted in a more coherent discussion on how services are being reimagined to address the developmental needs for youth. The work to update the CMJJP continues to strengthen the continuum of care. Below includes information regarding significant updates for FY 2024-25 CMJJP.

Funding Review and Allocation Process

- Revised the formalized process for review teams and equipped them with guiding questions to report out and meet and confer outside the formal Ad-Hoc Subcommittee meeting to develop follow-up questions for the organizations/departments requesting funds, and to calibrate proposal scores.
- Applied the new youth development frameworks outlined in the CMJJP to proposal review, which informed funding considerations.
- A new level of review was created this year to enhance Ad-Hoc Subcommittee members' processes in the review and evaluation of funding requests submissions. As in previous years, there has been a greater focus on the reasons and impacts of carryover fund amounts given the unprecedented COVID-19 Pandemic as previously reported in FY 2021-22 Co-Chair report. Last year carryover was reviewed, and some funding requests be granted to retain carryover amounts, rather than recommending the addition of new funding. Because some carryover balances are persisting, it was determined that additional review

and analysis was required to review and address these reasons to inform and direct for funds to be allocated to meet the urgent needs of youth and their families.

More importantly, meetings coordinated with organizations/departments with large carryover balances to obtain their potential plan to spend down carryover amounts. The engagement with these organizations/departments provided, the Ad-Hoc Subcommittee members with the opportunity to ask direct questions. It was determined to be a successful process that included agencies who were willing to return some unspent funds. This process will continue as it provided an opportunity for the Ad-Hoc Subcommittee members to engage with the agencies far beyond reviewing their submissions and pursuing back-and-forth emails, which did not get at the root cause. This engagement occurred prior to deliberations, and the information was utilized by the Ad-Hoc Subcommittee in their recommendations for FY 2024-25.

Updates to the CMJJP

- Met with the JJCPA Evaluator RAND in evaluation and applied GAP Analysis findings to update the CMJJP.
- Aligned the proposal with the evaluation form to strengthen the proposal review and evaluation, which encouraged more depth review and discussions among the Ad-Hoc Subcommittee.
- Continued to monitor and document the shifting context of Juvenile Justice and actively engaged in discussion with other Departments on best practices.
- Continued with the bifurcated process of the CMJJP update in Spring 2023 and followed-up with additional work to the CMMJP in the Fall of 2023.
- The Ad-Hoc Subcommittee met with Chief Executive Office's Anti-Racism, Diversity, and Inclusion (ARDI) Executive Director. The funding recommendations include a first-year allocation amount to begin to explore working in collaboration with ARDI to determine parameters and set up a new way of analyzing data.
- Enhanced Step 1 by adding to the FY 2025-26 JJCC-CMJJP Ad-Hoc Subcommittee Resolution to enhance the previously adopted version. The new language includes there shall be a minimum of two (2) JJCC Community Members (Non-Permanent JJCC Members) based upon self-nomination. Should the self-nomination process not yield two (2) JJCC Community Members, the self-nomination process will repeat for an additional opportunity for self-nomination. This has been added to ensure JJCC Community Member involvement priority and support the self-nomination process.
- Additionally, enhanced Step 1 to indicate that the funding request submission review process will include JJCC-CMJJP Ad-Hoc Subcommittee members assignment to teams of (2) by utilizing a random drawing process. Once teams are established, the total funding request submissions are divided and evenly distributed among the assigned teams, based upon a random number process. A review is completed to ensure no JJCC-CMJJP Ad-Hoc Subcommittee members are assigned their own funding request submission(s). For any found, a random drawing process is utilized to revise the assignment; this process has been in effect and repeated annually since the FY 2020-21 JJCC-CMJJP Ad-Hoc Subcommittee.
- A New Step has been added based to include the invitational meeting process with agencies regarding carryover balances. Additionally, carryover amounts for all agencies will be considered when new funding requests are received requesting additional funding beyond carryover amounts

that remain. The goal is to reduce carryover by having agencies prioritize utilizing this available funding as well as reviewing their program's record of previously expending funding when making annual recommendations to the JJCC. This may take more than one (1) year to accomplish, however, the Ad-Hoc Subcommittee has made strides to recommend funding with these consideration.

- a. Recommended: Adopt the FY 2024-25 JJCPA Funding Allocations Recommended by the CMJJP Ad-Hoc Subcommittee at the next JJCC meeting. The Ad-Hoc Subcommittee's intended purpose was to propose funding allocation recommendations that maximize the provision and continuity of services across the continuum of effective youth development.

Section b.

"The Ad-Hoc Subcommittee's intended purpose was to create a funding allocation that maximizes the provision and continuity of services across the continuum of effective youth development."

c. CMJJP Requirements and Limits under Government Code Sections 30061 and 30062

Under the JJCPA, a CMJJP must serve "at-risk," also known as "at-promise", and/or probation youth.¹² It must also be based on components like an assessment of available resources and priority areas to fund, a continuum of effective responses, collaboration and integration, and data collection and evaluation. Specifically, the law requires:

- Pursuant to Government Code 30061, specifically the law states: assessment of existing law enforcement, probation, education, mental health, health, social services, drug and alcohol, and youth services resources that specifically target at-risk juveniles, juvenile offenders, and their families.
- An identification and prioritization of neighborhoods, schools, and other areas in the community that face a significant public safety risk from juvenile crime, such as gang activity, daylight burglary, late-night robbery, vandalism, truancy, controlled substances sales, firearm-related violence, and juvenile substance abuse and alcohol use.
- A local juvenile justice action strategy that provides for a continuum of responses to juvenile crime and delinquency and demonstrates a collaborative and integrated approach for implementing a system of swift, certain, and graduated responses for at-risk youth and juvenile offenders.
- A description of the programs, strategies, or system enhancements that are proposed to be funded pursuant to this subparagraph.

Programs, strategies, and system enhancements proposed to be funded under this chapter shall satisfy all of the following requirements:

- Be based on programs and approaches that have been demonstrated to be effective in reducing delinquency and addressing juvenile crime for any elements of response to juvenile crime and delinquency, including prevention, intervention, suppression, and incapacitation.
- Collaborate and integrate services of all the resources set forth in subparagraph (A), to the extent appropriate.
- Employ information sharing systems to ensure that county actions are fully coordinated and designed to provide data for measuring the success of juvenile justice programs and strategies.

d. JJCC's Collaborative Approach to the CMJJP

The approach to annually revise the CMJJP in Los Angeles recognizes that there has already been a wealth of collaboration and coordination across City and County agencies, researchers, advocates, youth and community-based organizations to develop strategies and recommendations to improve youth, family and community well-being, and that there is increasingly so.

¹² *Supra* n. 4.

The JJCC aims to capture, adopt, and build on – and not recreate – the frameworks and recommendations already proposed through existing and prior cross-agency and community collaborations, including:

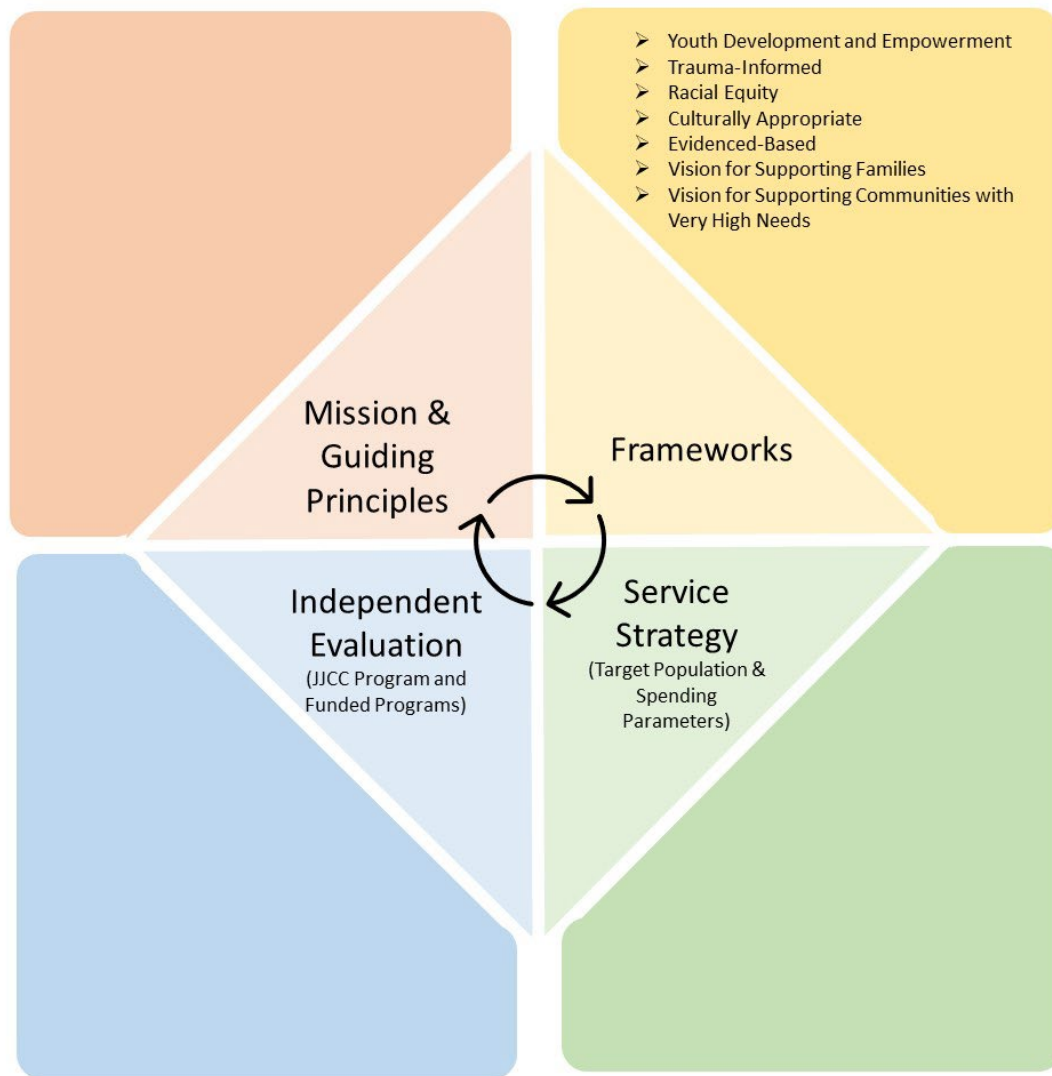
- RAND Corporation: Los Angeles County Juvenile Justice Crime Prevention Act FY 2016-2017
- Resource Development Associates reports: *Juvenile Justice Crime Prevention Act Landscape Analysis Report* (December 2017), *Juvenile Justice Crime Prevention Act Gap Analysis Report* (April 2018) and *Juvenile Justice Crime Prevention Act Program Effectiveness Report* (April 2018)
- Denise Herz and Kristine Chan, *The Los Angeles County Probation Workgroup Report* (March 2017)
- Los Angeles County Office of Child Protection, *Paving the Road to Safety for Our Children: A Prevention Plan for Los Angeles County* (June 2017).
- Los Angeles County Office of Violence Prevention, *Early Implementation Strategic Plan: A Blueprint for Peace and Healing* (June 2020)
- Los Angeles County Alternatives to Incarceration, *Alternatives to Incarceration Work Group Final Report: Care First, Jails Last, Health and Racial Justice Strategies for Safer Communities* (March 2020)
- Los Angeles County: Youth Justice Reimagined, W. Hayward Burns Institute (October 2020)
- RAND Corporation: A Gap Analysis of the Los Angeles County Juvenile Justice Crime Prevention Act Portfolio (January 2022)
- RAND Corporation: Promising Services for Justice-Involved Youth- A Scoping Review with Implications for the Los Angeles County Juvenile Justice Crime Prevention Act (January 2023)

IV. ORGANIZATION AND IMPLEMENTATION OF THE CMJJP

This section describes the components of the CMJJP and the process by which the CMJJP and JJCPA funding allocation should be revisited annually.

a. Structure of the CMJJP

The CMJJP has been developed based on a philosophy of partnership between diverse public agencies and community-based organizations to promote positive youth development and prevent youth delinquency through shared responsibility, collaboration, and coordinated action. The CMJJP serves as a theoretical and practical foundation on which programs and services are selected, implemented, evaluated, and continuously improved to maximize benefit to the youth population served.



b. Key Stakeholders –

- California Board of State and Community Corrections (BSCC)
- Los Angeles County Board of Supervisors (Board)
- Public Safety Cluster (District 1-5 Board Justice Deputies)
- Los Angeles County Juvenile Justice Coordinating Council (JJCC)
 - JJCC-Community Advisory Committee (JJCC-CAC), a Standing Subcommittee
 - Annual JJCC-CMJJP and JJCPA Spending Allocation Ad Hoc Subcommittee (CMJJP Subcommittee), an Ad Hoc Committee
- Youth Justice Advisory Group
- Los Angeles County Probation Department
- Governmental Departmental partners
- Community-Based Organization (CBO) service providers
- RAND Corporation, the contracted JJCPA evaluator
- Los Angeles County Youth Commission

c. FY 2025-26 CMJJP Planning, Development, and JJCPA Funding Allocation Approval Process

Step 1:

JJCC Convene CMJJP Ad-Hoc Subcommittee to Review JJCPA Gap Analysis and Update CMJJP (March 2024 and Complete May 2024) and reconvene to review funding submissions in Fall 2024 (September 2024 through December 2024)

JJCC Adopts a Resolution to Create the FY 2025-26 JJCC-CMJJP Ad-Hoc Subcommittee (January 2024)

The FY 2025-26 CMJJP Ad-Hoc Subcommittee is formed by the JJCC to utilize the data and recommendations prepared by the JJCC, the JJCC-CAC, and JJCPA Evaluator (RAND Corporation) to draft an annual update to the CMJJP and JJCPA funding allocations for the ensuing fiscal year. The membership of the FY 2025-26 CMJJP Ad-Hoc Subcommittee should proportionally reflect the composition of permanent and non-permanent members of the JJCC. Annually a Resolution is created to be presented during the January/February JJCC meeting.

The Resolution includes the JJCC-CMJJP Ad-Hoc Subcommittee Member Composition.

- Comprised of up to 13 JJCC Members
- Co-Led by a JJCC member elected by the JJCC-CMJJP Ad-Hoc Subcommittee members at their first meeting and that includes:
 - The JJCC Chair and,
 - Up to six (6) permanent members and up to six (6) non-permanent members
 - Those members selected based first on self-nomination and, if necessary, by random drawing of those self-nominated.
- The self-nomination must include a commitment by the nominee to be present for Ad-Hoc Subcommittee meetings. The imperative work of the JJCC-CMJJP Ad-Hoc Subcommittee can only be completed with full attendance and participation including completion of assigned work.
- A process is included to maintain the percentage based upon the JJCC's Permanent Members and Non-Permanent Members (17 Permanent and 11 Non-Permanent) to ensure equitable distribution of JJCC Representation.

- The membership shall include at minimum two (2) JJCC Community Members. Should the self-nomination process not yield the two (2) JJCC Community Members, the self-nomination process will be sent to JJCC Community Members to provide one additional opportunity for self-nomination. In the absence of JJCC-Community Membership, the JJCC Chair shall utilize a random drawing process to select two (2) community members.
- The Ad-Hoc Subcommittee members choose a Co-Chair during the first meeting. The Co-Chair facilitates meetings when the Chair is unavailable. Additionally, the Co-Chair completes the JJCC-CMJJP Ad-Hoc Subcommittee Report. The Co-Chair provides the updates during the JJCC and JJCC-CAC meetings.
- The Ad-Hoc Subcommittee members are responsible for their commitment to be present for Ad-Hoc Subcommittee meetings. Additionally, the Ad-Hoc Subcommittee members complete the evaluations of funding request submissions and present the information during the Ad-Hoc Subcommittee meetings.

JJCC-CMJJP Ad-Hoc Subcommittee Funding Request Submission Review Process

- As part of the Funding Recommendation review process, the JJCC-CMJJP Ad-Hoc Subcommittee members review the Funding Request Submissions received from Governmental Partners. To begin the review of the documents, all JJCC-CMJJP Ad-Hoc Subcommittee members are assigned in teams of two (2) by utilizing a random number generator to determine the teams. Once teams are established, the total funding request submissions are divided and evenly distributed among the assigned teams based upon a random number generator. A review takes place ensure no JJCC-CMJJP Ad-Hoc Subcommittee member be assigned their own funding request submission. For any found, a random number generator is utilized to ensure a team member does not review their own funding request submission. This process has been in effect and repeated annually since FY 2020-21 JJCC-CMJJP Ad-Hoc Subcommittee.

Rules of the Road: In order to assist in a process to complete the funding meetings, since 2020, the Rules of the Road are adopted prior to the Funding Recommendations Agenda Item.

- Subcommittee (and JJCC) may recommend categories (e.g. primary prevention or intervention), programs and projects (e.g. substance abuse prevention in A City), but can only recommend specific providers if those providers are governmental agencies or subject to a Board approved contract (e.g. the P/PP). We cannot recommend any other specific providers (i.e. named CBOs).
- Conflict of interest rules apply to our work in the subcommittee, so be thoughtful about recommendations for funding.
- If the JJCC representative is a county department, it does not present a conflict of interest. If you are a JJCC member affiliated with a listed program, you will have to determine how those rules apply to you.
- If surface issues are identified by Ad-Hoc Subcommittee members, they are asked to provide solutions in concert with the issues.
- The CMJJP Ad-Hoc Subcommittee's work was a two-part mission: to complete the CMJJP and to bring forth the recommended funding allocations. Should there be surface issues identified by a JJCC Member, it was requested that the member provide solutions along with the identified issues.
- To ensure deliverables, they would need to remain mission-focused on the work before them. Should any identifiable issues be raised that are outside of the two-part mission, the identified issues would be redirected to the appropriate channels.

The County Executive Office (CEO) maintains the Conflict of Interest (COI) and Statement of Economic Interests (Form 700). County Commission members (including JJCC Members and Alternates) must submit their information by completing the Assuming/Leaving Office and Annual forms.

- **The COI Website** includes frequently asked questions, information regarding the Statement of Economic Interests and how to complete the forms.
- **The Los Angeles County Commission Manual** states:
 - “Conflicts of Interest and Statement of Economic Interests (Form 700) Commission members must keep their personal interests separate from their Commission duties and responsibilities and avoid conflicts of interest. A conflict of interest occurs if Commission members allow their personal relationships, money (or the promise of money), or other outside factors to influence how they perform their Commission duties and responsibilities. A conflict of interest also exists if Commission members use information acquired in their capacity as Commission members for personal gain. To avoid potential conflicts or the appearance of any conflicts, Commission members may not participate in discussions, deliberations, or recommendations regarding issues in which they have a personal or financial interest. In addition, they may not accept gifts from lobbyists or anyone doing business with the County or who may come before the Commission. This is against County policy and may be illegal.”
- The JJCC received an Overview of the Brown Act Training from County Counsel on October 19, 2016, July 26, 2019, and on October 4, 2023.
- The JJCC received Conflict of Interest Training from the County Counsel on July 26, 2019.

FY 2024-25 JJCC-CMJJP AD-HOC SUBCOMMITTEE MEMBERSHIP		
JJCC MEMBERSHIP	AGENCY/COMMUNITY	REPRESENTATIVE
Permanent Member	Los Angeles County Probation (Co-Chair)	Sharon Harada
Permanent Member	Los Angeles County Parks and Recreation (Co-Chair)	Mercy Santoro
Permanent Member	Los Angeles County Department Mental Health	Karen Streich
Permanent Member	Los Angeles County Public Defender's Office	Luis Rodriguez
Permanent Member	Superior Court – Juvenile Special Needs Court	Tricia Penrose
Permanent Member	Los Angeles County Office of Education	Tapau Osborne

The JJCPA Evaluator (RAND Corporation) will review the methodologies for evaluation to include literature reviews of effective programs. The evaluation process of JJCPA funded programs will include the following: interviews and/or focus groups with program staff and clients; analysis of program utilization data and program-specific outcome data; and evaluation of justice outcomes to adequately assess the effectiveness of its programs at reducing crime and delinquency. The evaluation of JJCPA funded programs is carried out to assess services and programs impacts on youth, families and communities served. The JJCPA evaluator will also conduct a gap analysis, which may help to understand the disproportionate involvement

of JJCPA funded program youth in the juvenile justice system and identify youth service gaps that might exist. See *Appendix B* for data to be submitted by funded organizations.

The gap analysis and evaluation of funded programs to update the CMJJP is especially needed in light of the COVID-19 pandemic, which may have exacerbated service challenges. What we now know about ACEs (Adverse Childhood Experiences). Equally important is assessing how information sharing of data governed by Federal and State Laws...

Step 2: JJCC-CMJJP Ad-Hoc Subcommittee's Review of Carryover Allocation amounts (As Part of the JJCC-CMJJP Ad-Hoc Subcommittee's work)

The JJCC-CMJJP Ad-Hoc Subcommittee will review high carryover and will incorporate a follow-up meeting with agencies to address the reasons for carryover as well as articulate a plan to spend down the funding. Carryover amounts will be considered in the recommendations prior to for any new (additional recommended) funding. The goal is to reduce carryover balances by having agencies prioritize and utilize available carryover prior to recommending additional funding. The Subcommittee anticipates that agencies with a history of increasing expenditures will utilize carryover further reduce balances for the next Fiscal Year. The Ad-Hoc Subcommittee continues to enhance efforts to provide adequate funding to agencies, as well as an opportunity to spend down previously unspent funds. Additionally, it was determined that there is a need to work with agencies to assist with enhancing methods of implementing programs as designed in the current climate of juvenile justice.

Step 3: JJCC-CAC Community Feedback Survey (Publish July 1, Close October 1, 2024)

The JJCC-CAC shall engage the community in identifying needs, proven strategies, and systemic issues of JJCPA operations by means of a survey. The survey is meant to gather information from stakeholders connected to or impacted by the juvenile justice system (e.g. community members, youth and families, governmental agencies, and community-based organizations) about the unmet needs of justice-involved and at-risk youth in the County of Los Angeles. This information will provide insight and guidance to the JJCC-CAC and the JJCC on how JJCPA funding can better support young people and close gaps in the services provided to them. Convene a JJCC-CAC survey ad hoc committee. The survey should at minimum be designed to solicit answers to the following questions:

- ☐ What types of services and strategies are most in need of funding in the County of Los Angeles to better serve at-risk youth and/or youth who have had contact with the justice system?
- ☐ What categories of youth programming should be targeted to?
- ☐ What geographic areas in the County are in most need of services?

Formalize survey process to improve coordination of the survey design (including sample size), ensure survey reliability, and outreach and engagement efforts, supervisorial districts to align with RAND findings community/youth/provider input and develop and communication and outreach plan.

Step 4: JJCC-CAC Community Feedback on Programs and Projects (Publish July 1, Close September 1, 2024)

The JJCC-CAC shall solicit and accept feedback on programs and projects that improve youth and family wellness and community safety by increasing access to opportunities to strengthen resiliency and reduce delinquency consistent with the CMJJP. While the JJCC-CAC may learn

about programs or projects, it cannot and will not recommend specific providers receive funding.¹³ The purpose of this feedback process is informational only. See *Appendix A* recommended submission format and example.

Step 5: Governmental Requests for Funding (Send July 1, 2024, to September 1, 2024, 5:00 PST) The LAC Probation Department will solicit requests for funding from relevant governmental partners who provide or contract for services and resources consistent with the CMJJP Mission Statement and Guiding Principles. See *Appendix B* for a recommended request format and example.

Step 6: JJCPA Evaluation Report Presented to the JJCC (Spring 2024)

Based on the submission of required data from JJCPA funded agencies, throughout the year, the JJCPA Evaluator (RAND Corporation (Corp.)) will conduct process and outcome evaluation of some JJCPA funded programs and services and will provide data collection support for all JJCPA-funded programs at Probation Department direction.

JJCPA Evaluator (RAND Corp.) will provide the JJCC with an analysis of target population and community needs in addition to reports that document the outcomes of select JJCPA funded programs and services, providing recommendations as requested by the JJCC to ensure alignment with literature reviews of effective programs. The presentation to the JJCC will include public feedback and discussion of recommended changes. Thereafter, the JJCC will appoint a FY 2025-26 CMJJP and JJCPA Spending Allocation Ad-Hoc Subcommittee (FY 2025-26 CMJJPA-Hoc Subcommittee) to develop a draft of the FY 2025-26 CMJJP and JJCPA funding allocation for JJCC consideration and approval.

Step 7: CMJJP Ad-Hoc Subcommittee Presents Draft FY 2025-26 CMJJP and FY 2025-26 JJCPA Funding Allocation to the JJCC-CAC in October 2024

The CMJJP Ad-Hoc Subcommittee presents a draft of the FY 2025-26 CMJJP and high-level FY 2024-25 JJCPA funding allocation to JJCC-CAC approximately half-way through the Ad-Hoc Subcommittee's allocated meeting time. The JJCC-CAC holds a public meeting to receive input on the drafts. Feedback from the JJCC-CAC is considered and incorporated into the draft CMJJP and annual JJCPA funding allocation by the CMJJP Ad-Hoc Subcommittee.

Step 8: JJCC Approves the FY 2025-26 CMJJP and the CMJJP Ad-Hoc Subcommittee Presents its Final FY 2025-26 JJCPA Funding Allocation Recommendations (December 2023)

The FY 2025-26 CMJJP Ad-Hoc Subcommittee presents its findings and recommendations as well as a draft FY 2025-26 CMJJP and FY 2025-26 JJCPA funding allocation for the JJCC's consideration. All drafts should be submitted to the JJCC seven calendar days before the JJCC meets to ensure adequate time for JJCC member review.

¹³ Consistent with the opinion of LAC Counsel, the JJCC can recommend categories (e.g. primary prevention or intervention), programs and projects (e.g. gang reduction in SPA No. X or substance abuse prevention in Y City) but can only recommend specific providers receive funding if those providers are governmental agencies or subject to certain a Board contracts. The JJCC may not recommend any other specific providers (i.e. named CBOs).

Step 9: JJCC-CMJJP Ad-Hoc Subcommittee Presentation of Funding Request Recommendations JJCC Meeting (December 2024) and the JJCC will Agendize and vote during the January/February JJCC Meeting (2025). Final Draft FY 2025-26 CMJJP after allowing a window of at least six (6) weeks available for review. Additional JJCC-CAC meeting to be held prior to the funding meeting in January/February.

Step 10: CMJJP Ad-Hoc Subcommittee Presents Draft FY 2025-26 CMJJP and FY 2025-26 JJCPA Funding Allocation to the JJCC-CAC (December 2024)

The CMJJP Ad-Hoc Subcommittee presents its FY 2025-26 JJCPA funding allocation to JJCC-CAC. The JJCC-CAC holds a public meeting to receive input on the final CMJJP Ad-Hoc Subcommittee recommendations. A report summarizing the community feedback is prepared by the Chair of the JJCC-CAC and submitted to the JJCC seven calendar days before the JJCC meets in January 2025 to ensure adequate time for JJCC member review

Step 11: JJCC Approves the FY 2025-26 JJCPA Funding Allocation (January 2025)

The JJCC approves the Draft FY 2025-26 CMJJP FY 2024-25 JJCPA funding allocation and the FY 2024-25 CMJJP Ad-Hoc Subcommittee is dissolved. The JJCC-approved versions of the FY 2024-25 CMJJP and the FY 2024-25 JJCPA funding allocation are forwarded to the County of Los Angeles's Board of Supervisors for initial review by their justice deputies at a Public Safety Cluster meeting.

Step 12: Los Angeles County Board of Supervisors Approves CMJJP and Annual JJCPA Funding Allocation (Spring 2024)

The Board of Supervisors considers and adopts the FY 2024-25 CMJJP and FY 2024-25 JJCPA funding allocation by means of a Board Motion.

Step 13: Annual JJCPA Funding Allocation Submitted to Board of State and Community Corrections (May 1, 2024)

As required by statute, the FY 2024-25 CMJJP is submitted annually to the BSCC no later than May 1st, 2024.

V. MISSION AND GUIDING PRINCIPLES

1. CMJJP Mission Statement

The mission of the Comprehensive Multi-Agency Juvenile Justice Plan is to improve youth and family wellness and community safety by increasing equitable investments in and access to opportunities to strengthen resiliency and reduce delinquency.

The Comprehensive Multi-Agency Juvenile Justice Plan (CMJJP) provides the County of Los Angeles with a strategy that focuses on building healthy and safe communities, using a comprehensive and coordinated plan partially funded by JJCPA to prevent recidivism and reduce delinquency.

2. Statement on Racial Equity

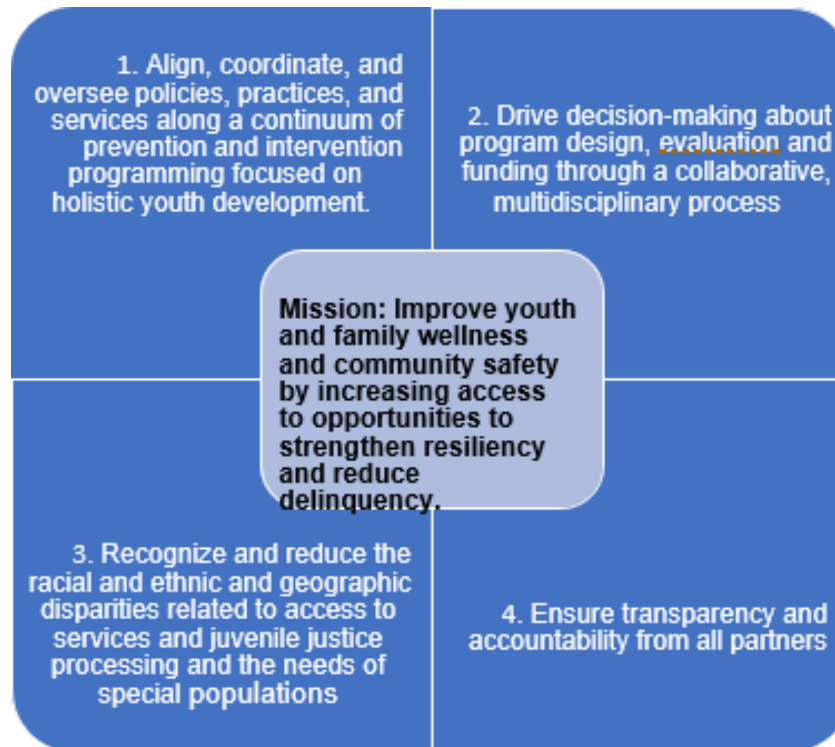
The youth justice system reflects racial and ethnic disparities (RED) resulting from historical, structural inequities – including greater investments in the custody, control and punishment of Black, Indigenous and People of Color (BIPOC), purported to achieve public safety, and underinvestment in public and community institutions promoting health and well-being. In 2020, the discourse and contention with racial equity, especially in the context of the criminal justice system, has reached an inflection point. On July 21, 2020, the Los Angeles Board of Supervisors passed a motion creating an Antiracist, Diversity and Inclusion Initiative “to identify and confront explicit institutional racism.”¹⁴ In the meantime, projects like the Alternatives to Incarceration Initiative and the Youth Justice Workgroup are embarking on sweeping transformations to the youth and criminal justice systems that are explicitly guided by racial equity principles.

In keeping with the realities of and current confrontations with structural racism, the CMJJP should embrace a call for anti-racism as it is guided by a commitment to and investment in BIPOC and their communities.

¹⁴ Revised Motion by Supervisor Mark Ridley-Thomas: “Establishing an Antiracist Los Angeles County Policy Agenda.”

3. CMJJP Guiding Principles

To accomplish this mission, the following guiding principles were developed to drive the work of key partners in Los Angeles County to:



Specifically, the Guiding Principles encompass the following objectives:

1. Align, coordinate, and oversee policies, practices, and services along a continuum of prevention and intervention programming focused on holistic youth development. The youth development system should:
 - Whenever possible, reduce contact between youth and the juvenile justice system with diversion programs and other community-based resources.
 - Deliver services using a continuum of promising practices, best practices, and evidence-based programs that build on youth's strengths and assets and support the development of youth's skills and competencies.
 - Use strength-based screening and assessment tools to assess youth and family needs, build meaningful case plans and appropriately connect youth and families to appropriate services.
 - When the use of out of home placements—non-secure or secure—is necessary, utilize family-based settings (e.g., relative, a nonrelative extended family member, and foster care placements) whenever possible, maintain safe environments in placements, engage/deliver services within a therapeutic milieu, and provide reentry services to ensure a seamless and positive return to the community.

2. Drive decision-making about systems coordination and integration, programming and direct services, evaluation and funding through identifying, developing and resourcing opportunities for collaborative, multidisciplinary partnerships among county agencies, community-based organizations (CBOs), youth and parents that have been impacted by the juvenile justice system, and other interested stakeholders.
3. Recognize and reduce the racial and ethnic and geographic disparities related to investments in custody, control and punishment approaches, access to services and juvenile justice processing and the needs of special populations including (but not necessarily limited to): females, LGBTQ-2A youth, crossover/dually-involved youth, youth who become parents, undocumented, and transitional age youth without family/caretakers/support systems.
4. Ensure transparency and accountability from all partners engaged in youth development service delivery for fiscal management, measuring outcomes related to their work, and implementing effective practices.
 - Collect and report consistent and meaningful outcomes on program impact and effectiveness on an annual basis (at minimum) to assess the effectiveness and equitable impact of policies, practices, and programs.
 - Develop and support capacity of all partners to conduct consistent and meaningful data collection and evaluation.
 - Ensure studies involve research methodologies that are aligned with the perceptions and experiences of communities of color.

4. Growth Fund-Specific Goals and Guiding Principles

The goal of the JJCC in allocating JJCPA Growth Funds is to promote innovative services, programs, and strategies through JJCPA funding to change and transform lives of youth involved in or at-risk of involvement in the probation system, and lower recidivism.

The Guiding Principles for Growth Funds are to:

1. Provide financial support across the continuum of youth development prevention, intervention, and diversion.
2. Support innovative projects, including pilot projects or one-time costs (consistent with County Board policy that ongoing costs be funded by ongoing revenues/continuing expenditures with continuing revenues, in compliance with *Board Policy 4.030 - Budget Policies and Priorities*). Examples of these include:
 - a. Training and capacity building to improve organizations in more effective and efficient programming
 - b. One-time events/programs

- c. Enhancements to and evaluations of existing programming and employment opportunities for youth (enhanced arts programming, tutoring, sports, internships, and activities that allow youth to connect with natural and cultural resources in the LA area)
 - d. Improvements to environments where youth programming is provided
 - e. Technology, art supplies, books, etc.
 - f. Improvements for energy efficiency and environmental sustainability and long-term cost savings
 - g. Youth emergency funds, such as for:
 - i. Life necessities (housing, food, clothing, etc.)
 - ii. Transportation
 - iii. Counseling
3. Prioritize funding for community-based service provision, including:
- a. By community-based service providers with less access to funding and potential to provide and scale up services effectively
 - b. In areas with high levels of youth arrest (based on up-to-date data) and/or under served
 - c. Organizations who target programming to youth with highest needs
 - d. May support JJCC infrastructure, evaluation, juvenile justice cross-system collaboration and coordination development (including both County agencies and CBOs), and governance beyond base-fund allocations, as deemed appropriate by the JJCC.

VI. FRAMEWORK

Based on the mission and guiding principles, the CMJJP uses the following definitions for Youth Development and model for a continuum of services, to outline five funding strategies: primary prevention, focused prevention/early intervention¹⁵, intervention, capacity-building, and evaluation and infrastructure.

Trauma-informed Care: Estimates suggest that up to 90 percent of youth involved in the juvenile justice system have been exposed to at least one type of trauma (Abram et al., 2004), which has led to an increasing recognition of the importance of offering trauma-informed care to this population (Skinner-Osei et al., 2019). The National Child Traumatic Stress Network (2015) has outlined several ways in which a juvenile justice system can be trauma-informed, including by having trauma-informed policies and procedures, doing screenings and assessments to identify youth who have experienced trauma, ensuring that staff have been trained in trauma-informed approaches, and providing trauma-informed programming. Additional resources on trauma-informed care for youth across the spectrum of risk can be found through resources such as the National Child Traumatic Stress Network.

Racial Equity Framework: Black, Indigenous, and People of Color (BIPOC) are more likely to come into contact with law enforcement and be rearrested, though their rates of involvement in delinquent behavior are similar to their White peers (McGlynn-Wright et al., 2020; Mitchell, 2005; Onifade et al., 2019). Juvenile justice programs should aim to address these inequities. This might include approaches such as ensuring that these youth are being offered services, enrolled in services, and equally benefitting from services. It may also include understanding whether youth from diverse racial backgrounds have different needs or are experiencing different challenges to engagement and ensuring that those are being equitably addressed. Resources include:

- Lantos et al., 2022, Integrating Positive Youth Development and Racial Equity, Inclusion, and Belonging Approaches Across the Child Welfare and Justice Systems. Bethesda, MD: ChildTrends. <https://www.childtrends.org/publications/integrating-positive-youth-development-and-racial-equity-inclusion-and-belonging-approaches-across-the-child-welfare-and-justice-systems>
- Annie E. Casey Foundation, 2015, Race Equity and Inclusion Action Guide. Baltimore, MD: Author. https://assets.aecf.org/m/resourcedoc/AECF_EmbracingEquity7Steps-2014.pdf

Culturally Appropriate and Responsive Programming: Culturally responsive programming includes elements reflecting the cultures of the youth being served, which can include language, communication styles, and other factors (Feldman et al., 2010). Offering culturally responsive programming is one way to address racial and ethnic disparities in the juvenile justice system, as it can increase the effectiveness of the programming for diverse racial and ethnic groups (Cabaniss et al., 2007; Hoytt et al., 2001). Some examples of ways that programs can be culturally responsive include offering programming in multiple languages; understanding cultural norms related to the role of family, and adapting programming to include family elements as appropriate; and understanding cultural norms surrounding interactions with authority figures, and identifying ways to improve youth and family member comfort levels with program leadership.

Resources include:

- Impact Justice, 2021, Culturally responsive programming for youth. Oakland, CA: Author. <https://probation.acgov.org/probation-assets/files/juvenile-services/SB823/Resources/Culturally%20responsive%20programming.pdf>
- Rogers & Granias, 2019, Culturally specific youth development programs: An evaluation guide. Saint Paul, MN: Wilder Research. https://www.wilder.org/sites/default/files/imports/Wilder_CulturallySpecificOST_PracticeGuide_5-19.pdf

Evidence-Based Practices: Ideally, juvenile justice systems are offering evidence-based programs – that is, those that have been demonstrated to result in positive outcomes for participating youth. Typically, a program is designated as “evidence-based” after multiple high-quality evaluations have demonstrated its effectiveness, and ideally it has been tested in a similar context and population as the juvenile justice system is targeting. However, there can be substantial variability in the types of settings, populations, and outcome measures used in evaluation studies (Applegarth, Jones, & Brooks Holliday, forthcoming), and programs should be mindful about applying findings from studies to their local context. It is also important that these practices be implemented with fidelity in the local setting to increase the likelihood they will accomplish the expected outcomes for this reason, conducting local evaluations of the implementation and outcomes of programs and services is important.

Vision for Supporting Family’s Needs: Best practices for juvenile justice systems indicate that programming should be family-focused. Evidence demonstrates that strong bonds between children and families can promote pro-social behavior (e.g., Brook et al., 1998), and therefore programming should promote engagement of family members (Luckenbill and Yeager, 2009; Osher et al., 2012; Pennell, Shapiro, and Spigner, 2011; Shanahan and diZerega, 2016). It is also important that family be conceptualized broadly and include not just biological parents, but also foster or adoptive parents and extended family as relevant.

Supporting Communities with High and Very High Need w/Target Prevention Services

The risk-need-responsivity model is an evidence-based approach to providing services to individuals involved in the legal system (Bonta & Andrews, 2016). This model indicates that the intensity of services should be matched to a youth’s risk level, such that higher risk and need youth should receive more intensive services. Services should also be matched to the specific needs of the youth – for example, if a youth has a substance use problem, there should be an intentional effort to provide substance use treatment services to that individual. This match between services and youth risk and need levels is important, as there is evidence that providing overly intensive interventions to low-risk youth can have iatrogenic effects (e.g., increase the likelihood of justice system contact) (Dowden and Andrews, 1999). For this reason, it is important to ensure that services target the highest need youth. Ideally, this begins with the provision of prevention programs for at-risk youth, and then moving toward graduated sanctions and treatment programs for youth who have committed delinquent acts (Wilson and Howell, 1993).

a. Youth Development and Empowerment

Youth Development has become recognized both as theoretical framework and practice based

on adolescent stages of development. In theory, Youth Development supports research that youth are continuing to change and develop; and as practice, Youth Development programs prepare youth to meet the challenges of adolescence by focusing and cultivating their strengths to help them achieve their full potential. For systems including justice, child welfare and education, Youth Development approaches can serve “as an alternative approach to community health and public safety that builds on the strengths of youth, families and communities, addresses the root causes of crime and violence, prevents youth criminalization, recognizes youth leadership and potential, and turns young people’s dreams into realities.”¹⁶ Youth Development as a framework for service delivery works with youth in a place-based, asset-based, holistic and comprehensive way.

Based on research, youth development should be a system, a collective impact model, with its own infrastructure and resources to ensure effective coordination, efficacy and accountability across public agencies and community-based organizations.¹⁷ Ultimately, Youth Development systems and supports would achieve outcomes through activities and experiences that help youth develop social, ethical, emotional, physical, and cognitive competencies. For instance, youth development should:

- Help young people develop identity, agency, and orientation towards a purposeful future;
- Cultivate young people’s academic and critical thinking skills, life-skills and healthy; habits, and social emotional skills;
- Link youth to holistic support systems; and,
- Empower youth to engage in the betterment of their communities and the world.

Additionally, we understand that child-serving systems alone do not fully meet the needs of vulnerable youth. Youth and children are part of family units, and further are connected to their larger community, and social ecology which necessitates looking comprehensively at the underlying social, economic, and environmental conditions that impact vulnerable children, youth, and families. Therefore, a key aspect of advancing positive youth outcomes, is ensuring that there are youth and family empowerment opportunities to engage with the systems throughout all stages of their system involvement.

¹⁵ It is recognized that systems may use different terminology, like “focused prevention” or “secondary prevention,” to describe similar youth populations and stages of prevention and intervention.

¹⁶ LA for Youth report: “Building a Positive Future for LA’s Youth: Re-imagining Public Safety of the City of Los Angeles with an Investment in Youth Development” (2016).

¹⁷ *Ibid.*

b. Continuum of Services

As stated above in *Section II.a.*, state law requires that the CMJJP include a “local juvenile justice action strategy that provides for a continuum of responses to juvenile crime and delinquency.” Funding should go to “programs and approaches that have been demonstrated to be effective in reducing delinquency and addressing juvenile crime for any elements of response to juvenile crime and delinquency, including prevention, intervention, suppression, and incapacitation.” Thus, the CMJJP should be grounded in a continuum of responses in Los Angeles County, even though JJCPA funds may only fund part of that continuum.

Research and local cross-sector initiatives have supported the importance of developing a continuum of services targeted at discrete populations of youth. The CMJJP defines the following three populations as its focus:

- **Pre-system connected/at-risk youth**¹⁸ – Risk or “risk factors” are considered alongside strengths or “protective factors” in determining what responses should happen to prevent or reduce the likelihood of delinquency. The CMJJP adopts the definition of risk from a 2011 guidebook on delinquency intervention and prevention by the National Conference of State Legislators:

There are identified risk factors that increase a juvenile’s likelihood to engage in delinquent behavior, although there is no single risk factor that is determinative. To counteract these risk factors, protective factors have also been identified to minimize a juvenile’s likelihood to engage in delinquent behavior. The four areas of risk factors are: individual, family, peer, and school and community.

Individual risk factors include early antisocial behavior, poor cognitive development, hyperactivity, and emotional factors, such as mental health challenges. Family risk factors include poverty, maltreatment, family violence, divorce, parental psychopathology, familial antisocial behaviors, teenage parenthood, single parent family and large family size. Peer-related risk factors include association with deviant peers and peer rejection. School and community risk factors include failure to bond to school, poor academic performance, low academic aspirations, neighborhood disadvantage, disorganized neighborhoods, concentration of delinquent peer groups, and access to weapons. Many of these risk factors overlap. In some cases, existence of one risk factor contributes to existence of another or others.¹⁹

¹⁸ A federal definition of “at-risk youth” also exists under 20 U.S. Code § 6472: “The term ‘at-risk’, when used with respect to a child, youth, or student, means a school aged individual who is at-risk of academic failure, dependency adjudication, or delinquency adjudication, has a drug or alcohol problem, is pregnant or is a parent, has come into contact with the juvenile justice system or child welfare system in the past, is at least 1 year behind the expected grade level for the age of the individual, is an English learner, is a gang member, has dropped out of school in the past, or has a high absenteeism rate at school.”

¹⁹ National Conference of State Legislators, *Delinquency Prevention and Intervention: Juvenile Justice Guidebook for Legislators* (2011).

- **Governmental Partners that have funding for this population include:**

- LAC Department of Children and Family Services
- LAC Department of Public Social Services
- LAC Department of Mental Health
- LAC Department of Parks and Recreation
- LAC Arts and Culture
- LAC District Attorney's Office
- LAC Public Library
- LAC Department of Economic Opportunity
- LAC Office of Education
- Los Angeles Unified School District
- LAC Chief Executive Office
- City of Los Angeles Gang Reduction Youth Development
- LAC Department of Health Services
- LAC Department of Public Health

- **Youth with initial and early contacts with law enforcement** – These youth have had initial and early contacts with law enforcement or would likely otherwise have had law enforcement contacts through referrals, such as from communities, education, or other systems.

Governmental Partners that have funding for this population include:

- Superior Court of California, County of Los Angeles
- LAC District Attorney's Office
- LAC Public Defender's Office
- LAC Department of Children and Family Services
- LAC Department of Mental Health
- LAC Department of Health Services
- LAC Department of Public Health
- LAC Department of Youth Development
- Los Angeles County Office of Education
- LAC Arts and Culture
- LAC Parks and Recreation

- **Probation youth** – These youth include those under community supervision on informal or formal probation (Welfare and Institution Code sections 654, 654.2, 725, 790, 601 and 602).

To support these populations, the CMJJP will fund the following continuum of youth development services that must be part of a broader continuum of responses to prevent or reduce delinquency in Los Angeles County. The continuum below is based on the holistic youth development framework defined above.

Recognizing that the terms primary prevention, focused prevention/early intervention and intervention are used in a variety of fields – including juvenile justice, delinquency, dependency and child welfare, public health, and education, the CMJJP further defines these terms in the next section, adopting the holistic, health- oriented terms that the field of juvenile justice has increasingly embraced.²⁰

Target Population	Estimated Numbers ² ¹	Continuum of Youth Development services	Service categories (discussed further in the sections below)
Pre-system connected/at-promise youth	706,147	Primary Prevention	-Behavioral Health Services -Education/Schools -Employment/Career/Life Skills -Socio-emotional supports -Housing -Parent/caregiver support -Arts and recreation
Youth with initial and early contacts with law enforcement	10,000	Focused Prevention/Early Intervention	
Probation youth	4,054	Intervention	

a. Continuum-Based Funding Strategies

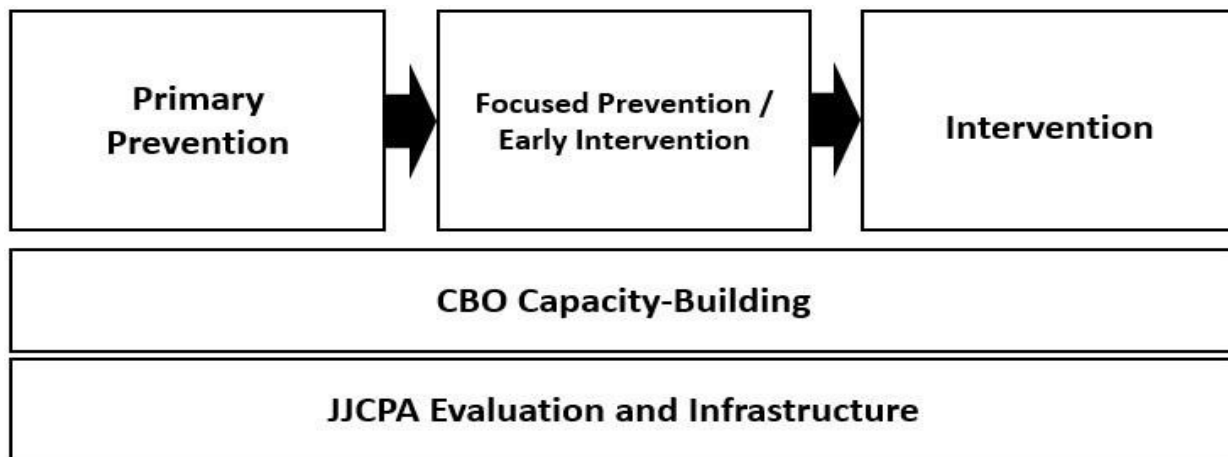
The following funding strategies for the CMJJP correspond with the continuum of services. Each strategy is designed to be flexibly applied based on the individuals and specific services involved, but should always adhere to the CMJJP guiding principles and youth development framework:

b. Continuum-Based Funding Strategies

The following funding strategies for the CMJJP correspond with the continuum of services. Each strategy is designed to be flexibly applied based on the individuals and specific services involved, but should always adhere to the CMJJP guiding principles and youth development framework:

²⁰ The U.S. Department of Justice Office of Juvenile Justice and Delinquency Prevention’s definitions also provide helpful context when considering the development of a continuum of services:

-Prevention: “Programs, research, or other initiatives to prevent or reduce the incidence of delinquent acts and directed to youth at risk of becoming delinquent to prevent them from entering the juvenile justice system or to



- **Strategy 1: Primary Prevention:** Provide children and families (focusing on those at-risk) and the identification of conditions (personal, social, environmental) that contribute to the occurrence of delinquency) with an array of upfront supports within their own communities to minimize their chances of entering the juvenile justice system and maximize their chances of living healthy and stable lives.²²
- **Strategy 2: Focused Prevention/Early Intervention:** Provide upfront supports and services to children and families, whose holistic needs put them at greater risk of delinquency system involvement, in order to intervene early and prevent involvement or further penetration into the delinquency system (see pages 18-19 for a definition of "risk").
 - o *Diversion Intervention to Community-Based Services* – Redirects system responses and provides children and families to avoid involvement or further involvement in delinquency with community-based supports and services to prevent a young person's involvement or further involvement in the justice system. Although there is wide variation in diversion programming nationwide, evidence suggests that diverting young people from the juvenile justice system as early as possible is a promising practice.²³

Departments or agencies that may refer youth to diversion programs include, but are not limited to, schools, service organizations, police, probation, or prosecutors.²⁴

intervene with first-time and non-serious offenders to keep them out of the juvenile justice system. This program area excludes programs targeted at youth already adjudicated delinquent, on probation, and in corrections."

-Intervention: "Programs or services that are intended to disrupt the delinquency process and prevent a youth from penetrating further into the juvenile justice system."

²¹ See *Section VI., Service Strategy and Appendix E, Probation Youth Demographic Data* for data supporting these estimates.

²² Adapted from definition in OCP Prevention Plan; Denise Herz, Probation Workgroup Report, 3.3.17.

²³ A Roadmap for Youth Diversion in Los Angeles County.

²⁴ Definition from Board of State and Community Corrections, *Youth Reinvestment Grant Program: Request for Proposals* (2018).

- **Strategy 3: Intervention:** Provide children and families who are already involved in delinquency with supports and services to address the factors leading to their behavior and reduce the likelihood of reoccurring delinquency.²⁵
 - o *During Community Supervision* – Provide children who are on community supervision (including those reentering their homes and communities after a period of placement or detention) and their families with community-based supports and services to prevent the further involvement in the justice system.
 - o *In-Custody* – Provide in-custody children and their families with community-based supports and services prior to and while preparing to reenter their homes and communities to prevent their further involvement in the justice system.
- **Strategy 4: Capacity Building of Community-Based Organizations:** Support community-based organizations with capacity-building, training, and cross-training, evaluation, and to regularly track and monitor outcomes and use the results to drive County policy and practice change.
- **Strategy 5: JJCPA Evaluation and Infrastructure:** Support annual evaluation and ongoing training and supports for the JJCC and JJCC-CAC to provide leadership on the development and implementation of the CMJJP.

²⁵ Denise Herz, Probation Workgroup Report, 3.3.17.

VII. SERVICE STRATEGY

Based on a broad needs assessment, the CMJJP has identified additional service parameters and priorities within the continuum of youth development prevention and intervention strategies.

a. Landscaping the Need

Strategically targeting JJCPA funds should be informed by a landscape of “need” – consistent with state law requirements that a CMJJP be based on assessment of resources and priority areas to fund. To define need, the following categories of information have been deemed important:

- **Youth** – demographic data about at-promise and probation youth
- **Programs and services** – mapping of existing programs and services for the focus populations
- **Funding** – available resources and gaps for such programs and services.

The information presented in the CMJJP are consolidated from available and accessible sources; they do not reflect a comprehensive mapping, only an attempt to be more informed about how JJCPA is situated in a broader context. Ultimately, the question that should drive the CMJJP and funding allocation is: “how should JJCPA funds best serve at-promise and probation youth’ needs in Los Angeles County given its available programs and funding resources?”²⁶

i. At-Promise Youth²⁷

	Estimated Number
Estimated Total Youth in Los Angeles County (under age 18)	2,144,549
Estimated at-promise groups	
-Number of youth living below poverty line	514,692
-Number of chronically absent youth, minus those in the SES disadvantaged group (2019)	33,570
-Number of unduplicated suspensions (2019)	29,819
-Number of youth using substances, above poverty threshold	142,120
Total in at-promise groups	720,201 (33.58% of youth)

²⁶ See Appendix C for a list of Sample Existing, Relevant Programs, Services, and Initiatives.

²⁷ See Appendix D for At-Promise Youth Demographic Data

Identifying at-promise youth is not a straightforward process, as the definition is expansive and there are limited data sources available that provide information about relevant risk factors. Some potential indicators are more widely available, such as those related to poverty and suspensions. Others are difficult to estimate at the population level, such as family violence, parental psychopathology, and association with deviant peers. Moreover, available data come from a variety of sources, which use different methods and have different operational definitions of some constructs (e.g., poverty), making it difficult to synthesize estimates while accounting for duplicates (as some youth are likely to be identified as “at-promise” based on multiple indicators). However, estimates based on available data provide some guidepost as to the size of this population, which in turn helps to inform funding levels across categories (i.e., prevention, intervention).

ii. Youth with initial and early contacts with law enforcement Los Angeles County Overall Youth Arrests

	2012	2013	2014	2015	2016	2017	2018
Total Juvenile Pop. ²⁸	2,342,708	2,318,007	2,295,315	2,274,801	2,253,113	2,221,435	2,188,893
Total arrests ²⁹	25,581	20,076	17,279	13,237	11,399	9,788	8,133
Felony arrests	9,271	7,806	6,906	5,224	4,827	4,538	3,943
Misdemeanor arrests	12,362	9,702	8,184	6,716	5,709	4,636	3,843
Status Offense arrests	3,948	2,568	2,189	1,277	863	614	347

The table of Overall Youth Arrests shows marked decreases in the total arrests as well as felony, misdemeanor and status offense arrests from 2012 to 2018. These reductions are part of a steep decline in juvenile arrests in the State over the past decades (<http://www.cjcj.org/news/11883>).

iii. Probation Youth³⁰

1. Probation Youth – Snapshot by Disposition and Psychotropic Medications

²⁸ https://www.ojjdp.gov/ojstatbb/ezapop/asp/profile_display.asp

²⁹ <https://openjustice.doj.ca.gov/crime-statistics/arrests>

³⁰ See Appendix E for Probation Youth Demographic Data

Youth in Probation System	2018 (Dec. 31 snapshot)	2019 (Dec. 31 snapshot)	2020 (Oct. 31 snapshot)	2021 (Oct. 31 snapshot)	2022 (Oct. 31 snapshot)	2023 (Oct. 1, snapshot)
Active Supervision	5,098	4,412	3,538	2,281	1838	2197
Supervision Dispositions						
• 654	448	306	125	68	195	234
• 654.2	247	169	145	95	93	182
• 725(a)	299	285	222	143	141	197
• 727(a)	1	0	0	0	0	0
• 790	277	246	197	108	56	79
• Home on Probation	2162	1992	1,746	1029	707	871
• Suitable Placement	646	631	435	301	214	203
• DJJ/SYTF Transition	61	60	35	56	37	88
• Bench Warrant	760	607	549	423	314	296
• Out-of-State/ Courtesy Supervision/ Intercounty Transfer to Los Angeles	25	23	11	52	20	47

Youth in Probation System	2018 (Dec. 31 snapshot)	2019 (Dec. 31 snapshot)	2020 (Oct. 31 snapshot)	2021 (Oct. 31 snapshot)	2022 (Oct. 31 snapshot)	2023 (Oct. 1, snapshot)
Intercounty Transfer to LA	79	67	56	39	46	
Pending	118	26	17	6	15	
Juvenile Halls	538	550	325	248	351	
-On psychotropic meds	149 (27.7%)	160 (29.1%)	132 (40.6%)	99 (38.9%)	165 (47.0%)	
Camps	259	300	133	79	88	
-On psychotropic meds	93 (35.9%)	124 (41.33%)	72 (54.1%)	50 (63.3%)	36 (40.9%)	
Dorothy Kirby Center	48	53	58	50	40	
-On psychotropic meds	37 (77%)	42 (79.25%)	46 (79.3%)	43 (86.0%)	27 (67.5%)	

From 2018 to the present, there appears to have been a reduction in the youth on active supervision. Reductions were observed across all supervision dispositions, but proportionally speaking, were notably large for 654 (a 85% reduction from the 2018 snapshot to the 2021 snapshot), 654.2 (a 62% reduction from the 2018 snapshot to the 2021 snapshot), and DJJ (a 43% reduction from the 2018 snapshot to the 2020 snapshot).³¹ Of note, it is somewhat difficult to determine what might account for these reductions, especially from 2019 to 2020, given the influence of COVID-19 on County agencies (e.g., Courts were only hearing a subset of cases). In addition, stay at home orders may have reduced the number of youth interacting with Probation during 2020.

2. Youth on Probation by Geography

The highest numbers of youth under probation supervision live in the following areas and zip codes:

³¹ The number of youth on out-of-state/courtesy supervision also declined substantially but includes a relatively small number of youth.

2023

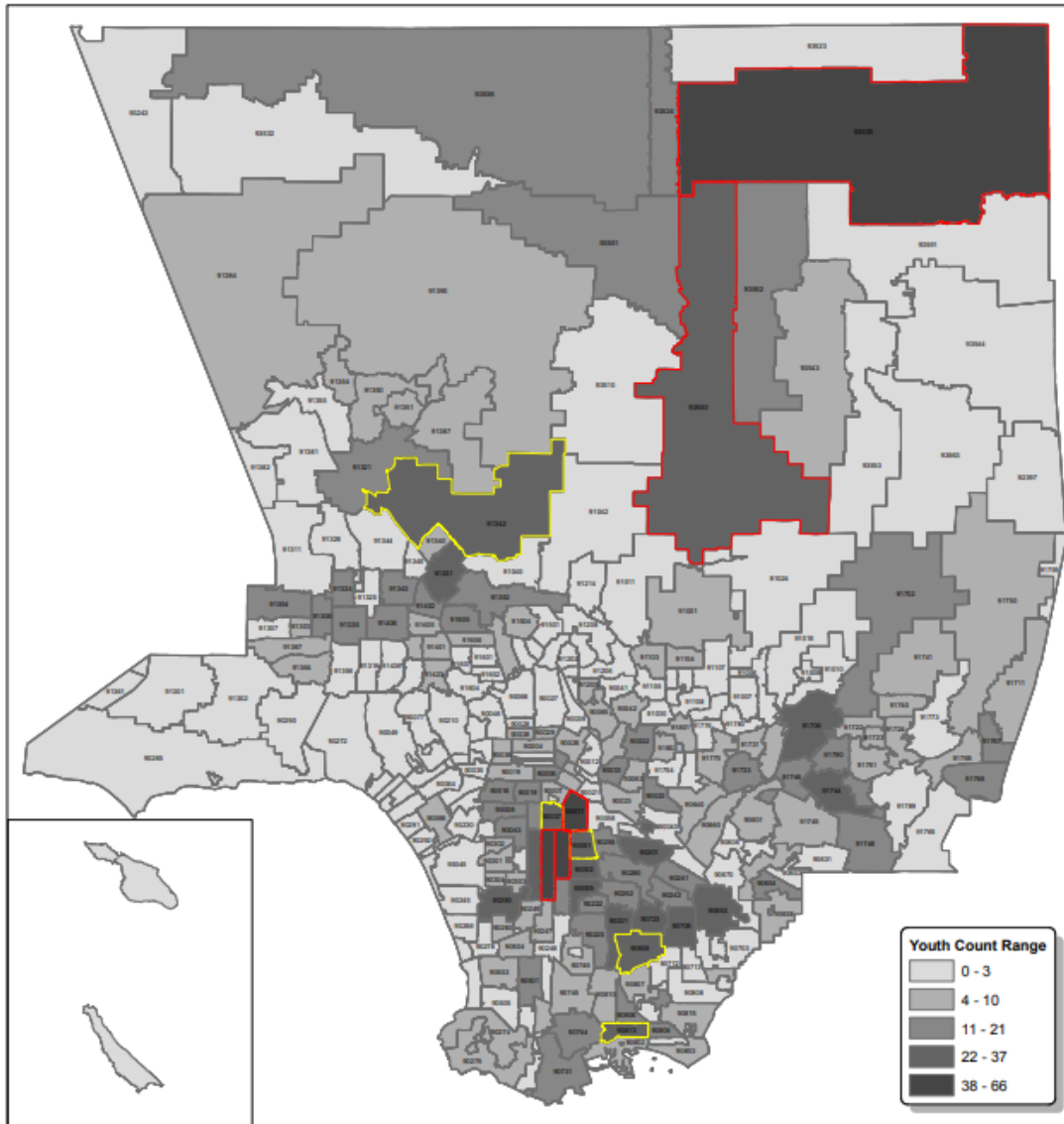
- a. **90044 Athens City (City of LA)**
- b. **93535 Lancaster/Quartz Hill**
- c. **90003 South Central (City of LA)**
- d. **90011 South Central (City of LA)**
- e. **93550 Palmdale**



County of Los Angeles Probation Department

Youth by Zip Code

10/27/2023



2022

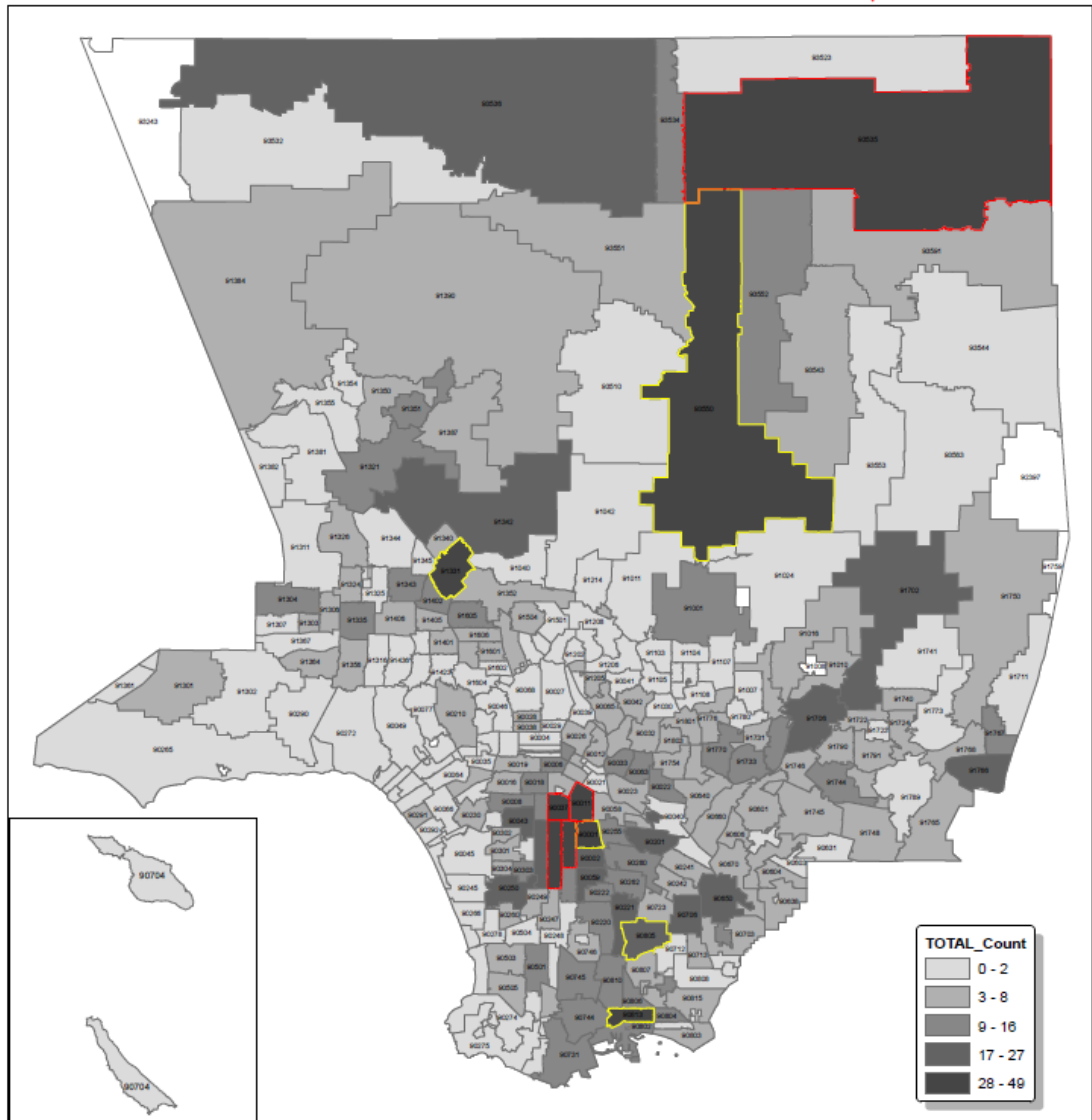
- a. 93535 Lancaster/Quartz Hill
- b. 90044 Athens (City of LA)
- c. 90003 South Central (City of LA)
- d. 90037 South Central (City of LA)
- e. 90011 South Central (City of LA)



County of Los Angeles Probation Department

Youth by Zip Code

10/31/2022



2021

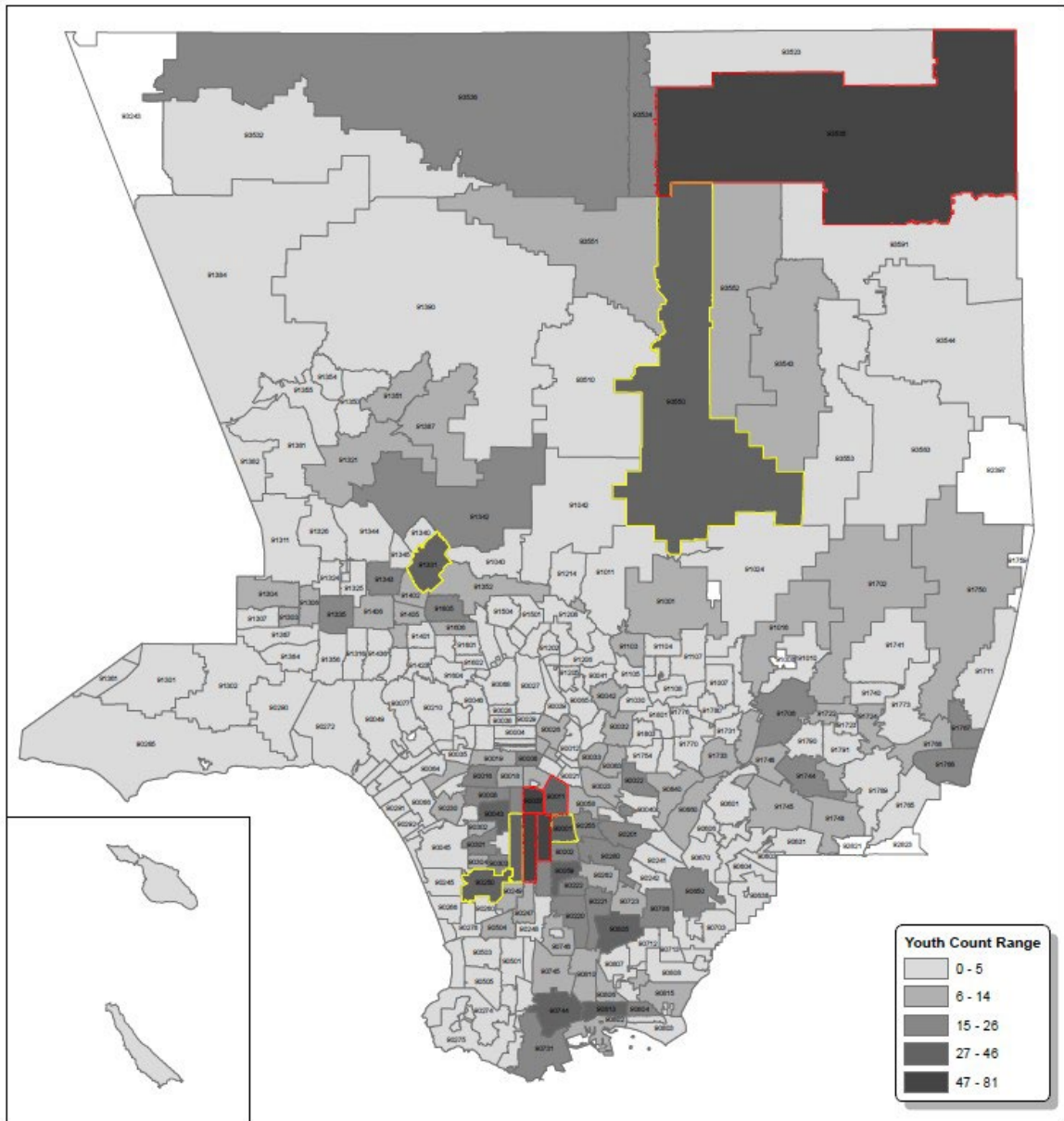
- a. 93535 Lancaster/Quartz Hill
- b. 90044 Athens (City of LA)
- c. 90003 South Central (City of LA)
- d. 90037 South Central (City of LA)
- e. 93550 Palmdale



County of Los Angeles Probation Department

Youth by Zip Code

10/31/2021



2020

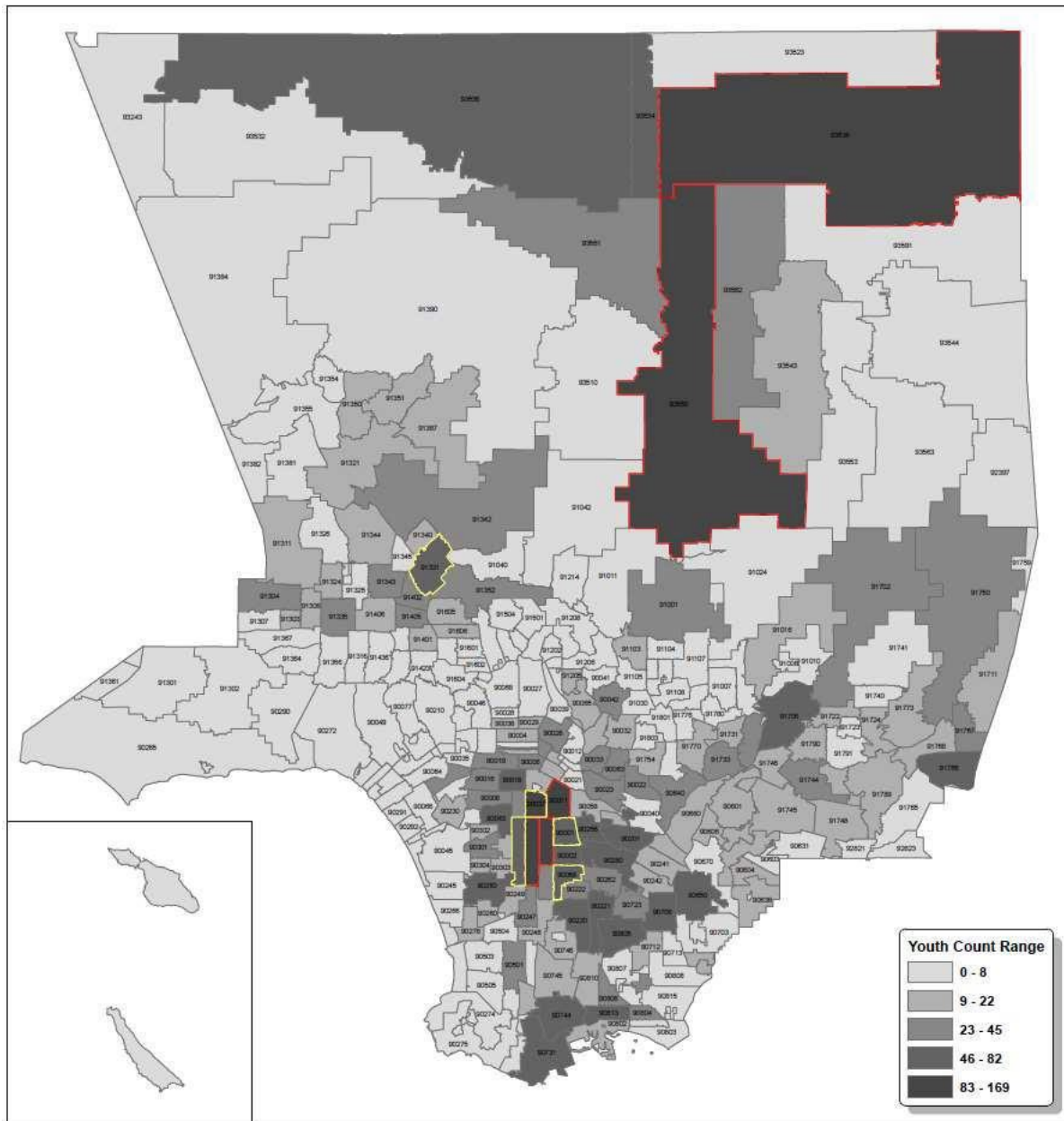
- a. 90044 Athens (City of LA)
- b. 93535 Lancaster/Quartz Hill
- c. 90003 South Central (City of LA)
- d. 93550 Palmdale
- e. 90011 South Central (City of LA)



County of Los Angeles Probation Department

Youth by Zip Code

10/31/2020



2019

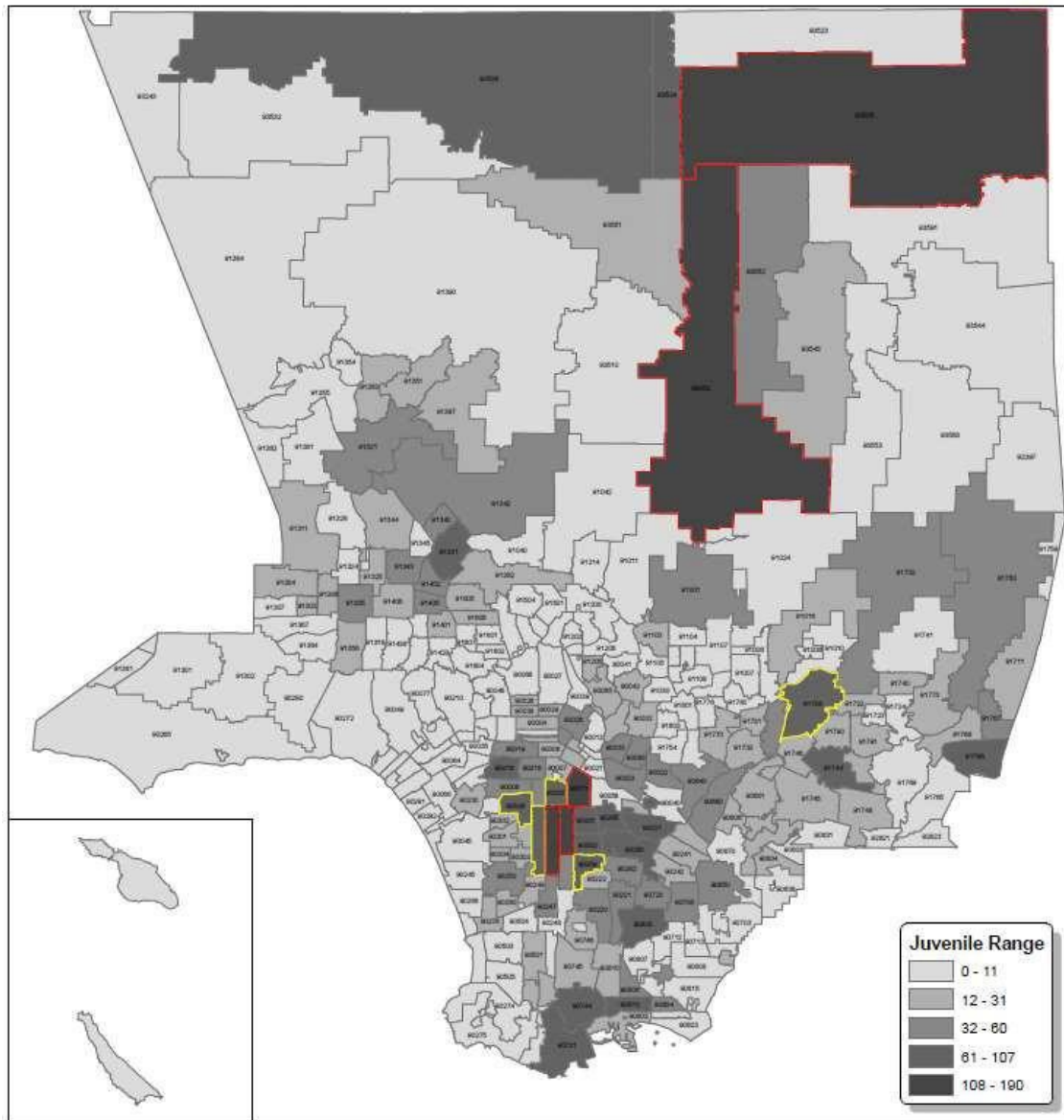
- a. 93535 Lancaster
- b. 90044 Athens (City of LA)
- c. 93550 Palmdale
- d. 90003 South Central
- e. 90805 North Long Beach



County of Los Angeles Probation Department

Juveniles by Zip Code

01/24/2020



These data indicate the areas of the County with the most Probation-involved youth have remained stable over the past three years. This may suggest the ongoing need for investment in these areas, not just in intervention services but also in prevention services.

b. Recommended Service Categories and Approaches

Along the continuum of prevention and intervention services structured around a youth development framework, the CMJJP should support the following service categories and approaches. With a few modifications, these categories and approaches were the recommendations of the JJCPA evaluation conducted by Resource Development Associates. These approaches should be built into requests and contracts for services by public and community-based service-providers.

Physical Health, Mental Health, and Substance Abuse Treatment
<ul style="list-style-type: none"> • Provide target youth populations with appropriate health, mental health, and substance abuse treatment that target their individual needs • Specifically, fund community-based, trauma informed behavioral health interventions and more community-based substance abuse treatment in neighborhoods with high density of youth on probation
Schools/Educational Support
<ul style="list-style-type: none"> • Fund educational advocacy and system navigation for parents/guardians • Fund an asset-based, family and community centered approach to truancy reduction that helps families address issues that limit regular school attendance • Fund community-based providers in schools to provide tutoring/academic support for youth, and educational advocacy and system navigation for youth and families • Fund intervention workers to facilitate violence prevention and safe neighborhoods • Fund access to support remote/online learning
Employment/Career/Life Skills
<ul style="list-style-type: none"> • Increase focus on job development, including career readiness and professional skill-building, vocational training, creative and alternative career training • Strengthen educational pathways to community college courses to promote Career Technical Educational Certifications • Providers should be able to subsidize employment for up to 6-months to increase the likelihood that employers will hire youth • Increase opportunities for vocational skill development, and align vocational training with career opportunities • Loosen the restrictions on the type of accepted employment opportunities to support internships, seasonal employment, and subsidized employment that support career pathways • Leverage and align high-risk/high-need employment with existing LA County youth employment programs, such Youth Workforce Innovations and Opportunity Act-funded Youth Source Centers • Support life skills (e.g., financial literacy, self-care, and stress management) components to employment and educational programs

Socio-Emotional Support
<ul style="list-style-type: none"> • Support community-based programs with a focus on racial equity, historical trauma, and racism • Provide programming focused on personal growth and expression, including creativity, mindfulness, and spirituality • Provide peer and adult mentoring services, particularly for young people of color • Provide gender-specific, culturally, and racially responsive services to at-risk youth • Provide LGBTQ+ specific support services for youth • Partner with schools and CBOs to provide social justice curriculum and restorative justice models in spaces serving youth to promote youth advocacy and voice • Provide CBOs discretionary funding that can be used for supplemental services to support youth and their families (e.g., incentives, household goods, field trips) • Increase services that serve youth and families together, as well as those specifically for parents/caregivers • Prioritize providers who work across the continuum to provide continuity of services For youth
Housing
<ul style="list-style-type: none"> • Support housing linkage assistance for youth and families with unstable housing • Support alternative housing for youth who cannot live at home • Partner with the Los Angeles Homeless Services Authority (LAHSA) and LA County Homeless Initiative, particularly housing navigation and housing problem-solving for transitional aged youth (TAY) • Establish pathways to LA County's Coordinated Entry System (CES)
Parent/Caregiver Support
<ul style="list-style-type: none"> • Fund wraparound services that include the family • System navigation and referral to basic needs providers • Fund individual and group mental health support to parents/caregivers
Arts, Recreation and Well-Being
<ul style="list-style-type: none"> • Support arts-focused programming in the areas of employment/career and socio-emotional development • Provide out-of-school time opportunities in safe spaces and access to mentors • Access to health, fitness, life skill and self-care classes and workshops • Support for cultural events, sports, and recreational activities that promote positive youth development

c. System, Service Delivery, and Youth/Family Outcomes

Ultimately, the success of the CMJJP and any program funded by JJCPA must be guided by an evaluation of its implementation and impact. The following outcomes at three levels – system implementation, service provision, and youth and family impact – can guide evaluation and systems and program improvement.³²

³² The outcomes for service delivery and improved youth and family well-being are adopted from the 2017 Probation Working Group's report.

Systems level	Service provider level	Youth/Family level
See CMJJP guiding principles	<p>Probation Practice</p> <ul style="list-style-type: none"> - Successful completion rates for supervision - Average length of time under supervision and in specific Probation programming - Average length of detention in juvenile hall pending disposition or post-disposition awaiting placement or camp - Factors related to the increase or decrease of length of time under supervision - Level and type of interaction and contact between supervising probation officers and their clients - Relationship between the use of a validated risk and needs tool, case plan goals, and referred/completed services - Relationship between risk and needs identified by a validated tool and the services received - Relationship between services, supervision, and achieving case plan goals - Amount and type of service delivery for youth in placements - Continuity of services once youth leave placements and reentry the community - Level of coordination between agencies (e.g., Probation, the Department of Children and Family Services, and the Department of Mental Health) - Strengths and challenges related to interagency collaboration <p>Program Delivery by Community-Based Agencies</p> <ul style="list-style-type: none"> - Types of programs accessed by clients 	<p>Improvement in Protective Factors—Individual and Family Strengths</p> <ul style="list-style-type: none"> - Change in protective/strength assessment scores - Stable living situation - Stable educational plan (enrollment in school, improvement in attendance, improvement in performance, improved behavior at school, access to an IEP, school progressions (increase in credits, graduation, GED)) - Economic stability (e.g., employment for older youth) - Increase in positive, supportive family relationships - Connection to positive, supportive adults - Connection to positive, extracurricular activities - Connection to employment <p>Reduction in Risk and Need Factors</p> <ul style="list-style-type: none"> - Risk/need assessment scores - Decreased family conflict - Decreased substance misuse/abuse - Decreased mental health stress - Access to basic legal documents needed for employment <p>Supervision Success</p> <ul style="list-style-type: none"> - Completion of probation - Completion of community service - Completion of restitution - Probation violations and whether sustained (WIC 777—e.g., violations related to school, drugs) <p>Recidivism</p> <ul style="list-style-type: none"> - New camp/Dept. of Juvenile Justice placements - New arrests

	<ul style="list-style-type: none"> - Successful completion rates for programs - Average length of time in programs - Retention rates for programs - Fidelity of service delivery across programs - Average time between service referral and provision of services - Cultural competency of programs (including gender specific programs) <p>Youth and Family Engagement and Experiences</p> <ul style="list-style-type: none"> - Extent to which youth and family felt they understood juvenile justice process - Extent to which youth and family were satisfied with their experience in the juvenile justice system - Extent to which youth and family found experiences with Probation and community-based providers helpful 	<ul style="list-style-type: none"> - Sustained petitions
--	---	---

CMJJP FUNDING ALLOCATIONS AND JJCPA FUNDING

f. Overview

Each year, the County receives approximately \$28 million in JJCPA funds from the State at the beginning of the new fiscal year– these are known as “base funds” and support ongoing programs.³³ Mid-way during the fiscal year, the County also receives an allocation of “growth funds” – the amount of which varies. Growth funds have been used for one-time projects.³⁴

Below are additional funding parameters and the allocation goals of the CMJJP. It is important to note that:

- The FY 2024-25 JJCPA funding allocation will more closely reflect the model allocation – considering variables including the one-time allocation of accumulated funds in recent years that still need to be spent down, and the need to conduct further assessment and/or planning to significantly reduce or end JJCPA funding for some programs. Additional time should be committed to further research, especially about other available funding sources to accurately assess whether a program or service should receive JJCPA funding versus other funds, or no funds because the program is not supported by outcomes data or best practices research.
- The JJCC should ensure that that the implementation of the model allocation continues to be phased in over the next several fiscal years.

g. Additional Funding Parameters

The following funding parameters should further focus the allocation of JJCPA funds in each of the five funding strategies (primary prevention, focused prevention/early intervention, intervention, capacity-building and evaluation and infrastructure).:

- 1) Maintain the increased amount of JJCPA funding that goes toward programming and direct services provided to clients by and in coordination with CBOs.³⁵
- 2) Prioritize the funding of public agency personnel's time to specifically facilitate service referral to, coordination, and delivery partnerships with CBOs.
- 3) Rather than dividing services equally by the five clusters, target services by needs, demographics, gaps in services, and existing resources, such as the Service Planning Areas (SPA) developed by the LA County Department of Public Health.³⁶
- 4) Leverage and prioritize existing partnerships that facilitate service coordination and delivery and have demonstrated good results or are promising (e.g. the

³³ CEO policy 4.030 – Budget Policies and Priorities

³⁴ *Ibid.*

³⁵ As has been discussed over many years, successful implementation of any CMJJP will need to improve the referral systems to and contract challenges with community-based service providers.

³⁶ Gap Analysis, 9

Public/Private Partnership, Prevention-Aftercare Networks and the Youth Development and Diversion division of the Office of Diversion and Reentry.

h. Model Base-Funding Allocation

The following allocation goals of the CMJJP for base funding were based on an assessment of youth, program, and funding needs in Los Angeles County. The intent of having allocations is to provide the JJCC a set of guidelines for making funding decisions, not a firm set of rules to adhere to.

5)

<i>Funding strategy</i>	<i>Allocation</i>	<i>Approximate \$ (based on \$27.5 million funding)</i>
Primary Prevention	25%	6,875,000
Focused Prevention/Early Intervention	35%	9,625,000
Intervention	30%	8,250,000
Capacity-building of community-based organizations	5%	1,375,000
JJCPA Evaluation and Infrastructure	5%	1,375,000

Appendix A

Recommended Format of Community Feedback on Programs and Projects

- ☐ Title of Program or Project You Would Like to Share Information About (up to 81 characters)
- ☐ Submitting Individual or Organization and Contact Information (optional)
 - ☐ Individual or Organization name
 - ☐ Contact name (if different from above)
 - ☐ Contact email
 - ☐ Contact phone
- ☐ Program or Project Summary (up to 500 characters)
- ☐ What Service Planning Area (SPA) does the Program or Project serve?
- ☐ How many young people does the Program or Project serve?
- ☐ Describe How the Program or Project Addresses a Need Existing in LA County, including the Population Identified as in Need of Services or Support (up to 500characters)
- ☐ How does the Program or Project Align with the CMJJP Mission and Guiding Principles (up to 300 characters)?
- ☐ You may optionally include up to three additional pages of supporting materials (e.g. logic models, charts/graphs, references to academic publications, etc.)

Recommended Notification Flyer Format for Community Feedback on Programs and Projects

County of Los Angeles Juvenile Justice Coordinating Council (JJCC) Fiscal Year 2025-26 Community Input on Programs and Projects

Each year the County of Los Angeles supports programs and projects that prevent and reduce youth crime. To help guide programming decisions, the JJCC developed and adopted a Comprehensive Multi-Agency Juvenile Justice Plan (CMJJP), which serves as a theoretical and practical guide for selection, implementation, and evaluation to maximize benefit to the youth population served. The CMJJP can be accessed at:

The JJCC is accepting input on existing or proposed programs and projects that improve youth and family wellness and community safety by increasing access to opportunities to strengthen resiliency and reduce delinquency consistent with the CMJJP.

The JJCC is interested in learning about both programs (ongoing services supporting at least one strategic goal with clearly defined objectives and outcomes, funded by ongoing revenues) and projects (temporary endeavors undertaken to create a unique product, service, or result in support of a strategic goal).

- Programs are considered in light of the CMJJP Mission and Guiding Principles, which may be found on pages 21-22 of the CMJJP
- Projects are considered in light of the Growth Fund Goals and Guiding Principles, which may be found on pages 21-22 of the CMJJP

While the JJCC may learn about programs or projects, it cannot and will not recommend specific providers receive funding. The purpose of this input process is informational only.

Format of Community Input on Programs and Projects

- Title of Program or Project You Would Like to Share Information About (up to 81 characters)
- Submitting Individual or Organization and Contact Information (optional)
 - Individual or Organization name
 - Contact name (if different from above)
 - Contact email
 - Contact phone
- Program or Project Summary (up to 500 characters)
- What Service Planning Area (SPA) does the Program or Project serve (if applicable)?
- What Supervisorial District does the Program or Project serve (if applicable)?
- How many young people does the Program or Project serve?
- Describe How the Program or Project Addresses a Need Existing in LA County, including the Population Identified as in Need of Services or Support (up to 500 characters)
- How does the Program or Project Align with the CMJJP Mission and Guiding Principles (up to 300 characters)?
- You may optionally include up to three additional pages of supporting materials (e.g. logic models, charts/graphs, references to academic publications, etc.)

Email your input to: JJCC-Admin@probation.lacounty.gov with the subject line: 2024 Community Input on Programs and Projects

Please respond by 5:00 P.M. on September 01, 2024

Disclaimer: This is not an application for funding! Any individual or organization who submits information to the JJCC is under no guarantee for future contracts, including under the Juvenile Justice Crime Prevention Act. All interested providers must participate in the contracting process in accordance with applicable County contracting procedures. Do not include proprietary, confidential information, or trade secrets in your input.

Appendix B

Recommended Format for Governmental Partner Funding Requests

Section 1. CMJJP Guiding Principles

CMJJP GUIDING PRINCIPLES:

Describe how the funding request of a program aligns with the Guiding Principle and indicate the Specific Principle it Aligns with and How it Aligns with the Guiding Principle.

The following guiding principles were developed to drive the work of key partners in Los Angeles County to:

- 1. Align, coordinated, and oversee policies, practices, and services along a continuum of prevention and intervention programming focused on holistic youth development.**
- 2. Drive decision-making about program design, evaluation and funding through a collaborative, multidisciplinary process**
- 3. Recognize and reduce the disparities related to access to services and juvenile justice processing and the needs of special populations**
- 4. Ensure transparency and accountability from all partners.**

Section 2. Frameworks

Describe How the Framework(s) (applicable to your submission) Are Used

- Trauma Informed Care**
- Vision for Supporting Family's Needs**
- Culturally Appropriate and Responsive Programming**
- Evidence Based Practices**

Section 3. Statement of Need (Character limit of 2500)

- a. Describe the problem that the program/project will attempt to address.
- b. Describe the population that will be served.

Section 4. Program/Project Description Summary (Character limit of 2500)

- a. Program Summary – One paragraph to articulate and summarize program
 - This information will be utilized and provided as the program description for the annual JJCC meeting that includes voting on programs/projects.
- b. Describe the program/project and provide information on how it will be implemented. Include specific approaches, modalities, and/or curricula used by your program/project, as application. Include information on what will be accomplished and the desired outcomes.
- c. Provide the evidence upon which the program/project is based; includes references to local outcome data and/or applicable research studies.
- d. How many young people will the program/project serve annually?
- e. What Service Planning Area(s) (SPA) does the program/project serve?

<http://publichealth.lacounty.gov/chs/SPAMain/ServicePlanningAreas.htm>

- f. Which Supervisorial District(s) does the program/project serve?
- g. Which service strategies does the program/project support (Primary Prevention, Focused Prevention/Early Intervention, Intervention, Capacity-building of community-based organizations, JJCPA Evaluation and Infrastructure)?
- h. Include percentage of requested funding allocation designated for CBO contracts/sub-contracts. Service Strategies include the following:
 - Primary Prevention
 - Focused Prevention/Early Intervention
 - Intervention
 - Capacity Building of Community-Based Organizations
 - JJCPA Evaluation and Infrastructure
 - What are your metrics of success?
 - What are your program costs per capita of youth served?

CMJJP Service Strategy category definitions are included for submitters to complete the applicable required information that align(s) with the program/projects submitted.

“Strategy 1: Primary Prevention: Provide children and families (focusing on those at-risk) and the identification of conditions (personal, social, environmental) that contribute to the occurrence of delinquency) with an array of upfront supports within their own communities to minimize their chances of entering the juvenile justice system and maximize their chances of living healthy and stable lives.

Strategy 2: Focused Prevention/Early Intervention: Provide upfront supports and services to children and families, whose holistic needs put them at greater risk of delinquency system involvement, in order to intervene early and prevent involvement or further penetration into the delinquency system (see pages 18-19 for a definition of "risk").

Diversion Intervention to Community-Based Services – Redirects system responses and provides children and families to avoid involvement or further involvement in delinquency with community-based supports and services to prevent a young person’s involvement or further involvement in the justice system. Although there is wide variation in diversion

programming nationwide, evidence suggests that diverting young people from the juvenile justice system as early as possible is a promising practice.²³

Departments or agencies that may refer youth to diversion programs include, but are not limited to, schools, service organizations, police, probation, or prosecutors.²⁴

- o **Strategy 3: Intervention:** Provide children and families who are already involved in delinquency with supports and services to address the factors leading to their behavior and reduce the likelihood of reoccurring delinquency.²⁵

- o *During Community Supervision* – Provide children who are on community supervision (including those reentering their homes and communities after a period of placement or detention) and their families with community-based supports and services to prevent the further involvement in the justice system.

- o *In-Custody* – Provide in-custody children and their families with community-based supports and services prior to and while preparing to reenter their homes and communities to prevent their further involvement in the justice system.

- o **Strategy 4: Capacity Building of Community-Based Organizations:** Support community-based organizations with capacity-building, training, and cross-training, evaluation, and to regularly track and monitor outcomes and use the results to drive County policy and practice change.
- o **Strategy 5: JJCPA Evaluation and Infrastructure:** Support annual evaluation and ongoing training and supports for the JJCC and JJCC-CAC to provide leadership on the development and implementation of the CMJJP.”
- o Note: If your program supports more than 1 Service Strategy category, it is recommended that you divide the allocation amounts proportionally between the service categories.

Section 5: CMJJP Guiding Principles and Additional Questions:

- a. How does your program align, coordinate, and oversee policies, practices, and services along a continuum of prevention and intervention programming focused on holistic youth development?
- b. How does your program recognize and reduce the racial and ethnic and geographic disparities related to investments in custody, control and punishment approaches, access to services and juvenile justice processing in the needs of special populations including (but not necessarily limited to): females, LBGTQ-2A youth, crossover/dually involved youth, youth who became parents, undocumented, and transitional age youth without family/caretakers/support systems?
- c. How does your program ensure transparency and accountability from all partners engaged in youth development service delivery for fiscal management, measuring outcomes related to their work, and implementing effective practices?
 - Collect and report consistent and meaningful outcomes on program impact and effectiveness to assess the effectiveness and equitable impact of policies, practices, and programs.
 - Develop and support capacity of all partners to conduct consistent and meaningful data collection and evaluation.
 - Ensure studies involve research methodologies that are aligned with the perceptions and experiences of communities of color.
- d. Include provider challenges (if applicable)
- e. Does the program reach target recipients?
- f. Describe the return on investment of taxpayer money.
- g. What are your alternate sources of funding?

Section 6. Timeline and Milestones (e.g., contracting processes, when service delivery will begin, report submissions, etc.). **(Character limit of 2500)**

Section 7. Budget by Service Strategy

- a. For each service strategy category, provide a budget breakdown explaining by category how the funds will be used (e.g. salaries and benefits, services, supplies, indirect costs, etc.).

Note: If your program supports more than one service strategy, it is recommended that you divide the administrative and overhead costs proportionally between the service categories. See pp.30-33 of the CMJJP for descriptions of the service strategies.

Note: It is recommended that you include a brief narrative of expenses along with a table of individual cost components.

- b. What is the cost per youth served?
- c. Why was this program/project not included in your departmental budget?
 - Alternatively, list the amount of departmental funding or support the program/project will receive from other source(s)

Section 8. Evaluation Provide information through approved JJCPA Evaluation Process

(Note: The JJCPA Evaluator may provide limited technical assistance for data collection to programs that receive JJCPA funding, however, preliminary plans for evaluation metrics should be in place at the time funds are requested).

Section 9. Required Data Collection and Evaluation of JJCPA Programs

According to a recent JJCPA State audit (The California State Auditor's Report: Juvenile Justice Crime Prevention Act Weak Oversight Has Hindered Its Meaningful Implementation (ca.gov) Report 2019-116, issued May 12, 2020), the following finding was documented: "Los Angeles should collect data on all participants in each JJCPA program and service to adequately assess the effectiveness of those programs at reducing juvenile crime and delinquency."

This restates the requirement for JJCPA funded agencies to collect and submit data to the Probation Department (for Probation youth) and/or DYD (for At-Promise youth) for purposes of reporting on and evaluating specific program and justice outcomes (by the JJCPA Evaluator) through the full evaluation process.

By submitting this request for JJCPA funding and upon the County's/JJCC approval/adoption, agencies agree to be responsible for developing the process to collect and submit the mandatory identifiable data for Probation youth served through the JJCPA funded program/service to Probation and/or de-identified data for At-Promise youth served through the JJCPA funded program/service to DYD.

Submission of this required JJCPA Data on all youth served includes, but is not limited to the following:

Monthly submission of the following data for Probation youth served, by program/program site will be due on the 15th of the following month; for the last month of the Fiscal Year, 2024-25, the data will be due on July 15, 2025

- Agency Name
- Name and Type of Program/Service
- One Time or On-Going
- Date and Timeframe
- Session Location
- Program/Service Start Date
- Program/Service End Date
- At the end of the funded Fiscal Year, status of each youth: completed, did not complete and reason or in progress (for applicable program/service)
- Required additional data in order to adequately assess program effectiveness at

reducing juvenile crime and delinquency (for full program specific evaluation)

Failure to submit the required data to Probation may result in loss of grant funds in accordance with monthly reporting submissions.

Submission, as determined by DYD, of the following data for At-Promise youth served, by program/program site:

- Agency Name
 - Type of Service
 - Program Start Date (if applicable)
 - Program Completion Date (if applicable)
 - Age
 - Race/Ethnicity
 - Gender Identity
 - Service Area Zip Code (area where services are provided)
-
- Required additional data in order to adequately assess program effectiveness at reducing juvenile crime and delinquency (justice outcome reporting and full evaluation)
 - At the end of the funded Fiscal Year, status of each youth: completed, did not complete and reason or in progress (for applicable program/service)

Section 10. The California State Auditor's Report: Juvenile Justice Crime Prevention Act Weak Oversight Has hindered its Meaningful Implementations (ca.gov) Report 2019-115, issued May 12, 2020, included the following finding for all California Counties: "Los Angeles should collect data on all participants in each JJCPA program and service to adequately assess the effectiveness of those programs at reducing juvenile crime and delinquency."

This restated the requirement for JJCPA funded agencies to collect and submit data to the Probation Department (for Probation youth served) and/or the Department of Youth Development (for At-Promise youth served) for purposes of reporting on and evaluating specific program and justice outcomes (by the JJCPA Evaluator) through the full evaluation process.

By submitting the request for JJCPA funding and upon JJCC approval/adoption, agencies agree to be responsible for developing the process to collect and submit data for all youth served through the program/service to Probation and/or DYD as previously indicated above.

1. **If you have carry-over (unspent) funds from previous years, that carry-over will be applied, and your funding allocation request may be adjusted accordingly. Carryover will need to be spent on the program/project originally approved by JJCC.**
2. **One additional attachment will be accepted regarding a budget sheet that includes cost breakdown. Any additional information will not be considered part of the submission.**

Agency Program Manager Print Name _____

Program Manager Signature _____

Date

JJCPA Funding Request Application will not be accepted as complete without signature regarding acceptance of Section 10.

Recommended Notification Letter Format for Governmental Partner Funding Requests

DATE

TO: NAME, POSITION TITLE AGENCY NAME

FROM: CHIEF DEPUTY PROBATION OFFICER JUVENILE SERVICES

SUBJECT: **FISCAL YEAR 2025-26 JUVENILE JUSTICE CRIME PREVENTION ACT FUNDING**

Dear NAME,

We greatly appreciate your continued partnership in support of Juvenile Justice Crime Prevention Act's (JJCPA's) programs and services for our Los Angeles County's at-promise young people and youth on probation. During Fiscal Year (FY) 2024-25 **AGENCY** received an approved Juvenile Justice Crime Prevention Act (JJCPA) funding allocation in the amount of \$ to support **PROGRAM NAME**.

JJCPA funded agencies are required to submit estimated expenditures on a monthly basis to the JJCPA Administration email address by the 15th of the following month. For October 2022, the due date for this information is October 1, 2024.

JJCPA funded agencies are required to collect and submit data to Probation (for Probation youth participants) and/or the Department of Youth Development (for At-Promise youth participants) in each JJCPA program and service in order to adequately assess the effectiveness of those programs at reducing juvenile crime and delinquency. JJCPA funded agencies are required to collect and submit additional program specific data to Probation and participate in the evaluation process for all JJCPA programs (see CMJJP Appendix B, Section 7 for additional detailed information).

- Required Data for JJCPA Program/Service to evaluate youth justice outcomes shall include, but not be limited to the following:

Monthly submission of the following data, by program/program site (automated data collection template to be provided by Probation) for Probation youth (to Probation) includes the following:

- o Agency Name
- o Name and Type of Program/Service
- o One Time or On-Going
- o Date and Timeframe
- o Session Location
- o Program/Service Start Date
- o Program/Service End Date
- Required additional data in order to adequately assess program effectiveness at reducing juvenile crime and delinquency (justice outcome reporting and full evaluation)

- o At the end of the funded Fiscal Year, status of each youth: completed, did not complete and reason or in progress (for applicable program/service)

Submission of the following data, by program/program site for At-Promise youth (as determined by DYD) includes the following:

- o Agency Name
- o Type of Service
- o Program Start Date (if applicable)
- o Program Completion Date (if applicable)
- o Age
- o Race/Ethnicity
- o Gender Identity
- o Service Area Zip Code (area where services are provided)
- Required additional data in order to adequately assess program effectiveness at reducing juvenile crime and delinquency (justice outcome reporting and full evaluation)
 - o At the end of the funded Fiscal Year, status of each youth: completed, did not complete and reason or in progress (for applicable program/service)

If the applicant believes that one or more of the requested data is in contradiction to any State and/or Federal law and/or regulation, the applicant must present such position for consideration and discussion. Once funds are received the applicant agrees to provide all above listed data unless there are changed circumstances that necessitate re-consideration of what data cannot be provided. "Changed Circumstances" include changes in legislation and/or regulations.

To better align the JJCPA funding schedule with the County budget timeline, this year, the Comprehensive Multi-Agency Juvenile Justice Plan (CMJJP) and JJCPA Spending Allocation Ad-Hoc Subcommittee (CMJJP Ad-Hoc Subcommittee) will be meeting in early Spring 2024 and between September – December 2024 to prepare recommendations for the FY 2024-25 spending allocation plan. The spending plan will be considered for approval by the full JJCC at their meeting on December 2024. To begin this process:

- ☐ If your agency is interested in continued funding for FY 2024-25 to support PROGRAM NAME, please send an email, with the information requested in *Attachment I*, describing how the funds will be utilized to serve at-promise or probation youth, to: JJCC-Admin@probation.lacounty.gov with a courtesy copy (CC) to: JJCPA ADMINISTRATOR EMAIL ADDRESS at probjjcpaadmin@probation.lacounty.gov
- ☐ and a subject line of: FY 2025-26 AGENCY NAME JJCPA Funds for PROGRAM NAME
- ☐ If your agency would like to request funding for a new or additional program or project, please use same format as for existing programs (above) and a subject line: FY 2025-26 New Program/Project, AGENCY NAME.
- ☐ **Email submissions are due by 5:00 PM on September 1, 2024.**

I look forward to continuing our work together in advancing partnerships between diverse public agencies and community-based organizations to promote positive youth development and prevent youth delinquency through shared responsibility, collaboration, and coordinated action.

Please contact me at PHONE NUMBER if you have any questions or require additional information, or you may contact PROBATION CONTACT NAME, JJCPA Administration, at PHONE NUMBER or SECOND PROBATION CONTACT NAME, JJCPA Administration, at PHONE NUMBER.

Section 7. Required Data Collection and Evaluation of JJCPA Programs

According to a recent JJCPA State audit (The California State Auditor's Report: Juvenile Justice Crime Prevention Act Weak Oversight Has Hindered Its Meaningful Implementation (ca.gov) Report 2019-116, issued May 12, 2020), the following finding was documented: "Los Angeles should collect data on all participants in each JJCPA program and service to adequately assess the effectiveness of those programs at reducing juvenile crime and delinquency."

This restates the requirement for JJCPA funded agencies to collect and submit data to the Probation Department (for Probation youth) and/or DYD (for At-Promise youth) for purposes of reporting on and evaluating specific program and justice outcomes (by the JJCPA Evaluator) through the full evaluation process.

By submitting this request for JJCPA funding and upon the County's/JJCC approval/adoption, agencies agree to be responsible for developing the process to collect and submit the mandatory identifiable data for Probation youth served through the JJCPA funded program/service to Probation and/or de-identified data for At-Promise youth served through the JJCPA funded program/service to DYD.

Submission of this required JJCPA Data on all youth served includes, but is not limited to the following:

Monthly submission of the following data for Probation youth served, by program/program site will be due on the 15th of the following month; for the last month of the Fiscal Year, 2024-25, the data will be due on July 15, 2025

- Agency Name
- Name and Type of Program/Service
- One Time or On-Going
- Date and Timeframe
- Session Location
- Program/Service Start Date
- Program/Service End Date
- At the end of the funded Fiscal Year, status of each youth: completed, did not complete and reason or in progress (for applicable program/service)
- Required additional data in order to adequately assess program effectiveness at reducing juvenile crime and delinquency (for full program specific evaluation)

Failure to submit the required data to Probation may result in loss of grant funds in accordance with monthly reporting submissions.

Submission, as determined by DYD, of the following data for At-Promise youth served, by program/program site:

- Agency Name

- Type of Service
- Program Start Date (if applicable)
- Program Completion Date (if applicable)
- Age
- Race/Ethnicity
- Gender Identity
- Service Area Zip Code (area where services are provided)
- Required additional data in order to adequately assess program effectiveness at reducing juvenile crime and delinquency (justice outcome reporting and full evaluation)
- At the end of the funded Fiscal Year, status of each youth: completed, did not complete and reason or in progress (for applicable program/service)

Appendix C

JJCPA Governmental Funding Request Form FY 2025-2026

FY 2025-26 JJCPA FUNDING REQUEST SUBMISSION FORM

PLEASE READ IMPORTANT INFORMATION

Information to Complete Funding Request Form:

Below is the guidance information (CMJJP Appendix B that lists Sections 1-8) to reference for the completion of the attached 2025-2026 funding request submission form. Included in this guidance is the foundation of the Guiding Principles and additional information regarding JJCPA Programming Alignment. Please review the information below to assist you in completing the form.

Provide answers to all of the questions below. If the question is not applicable, please use "N/A" to answer the question.

FY 2025-26 CMJJP APPENDIX B (FY 2025-26 CMJJP Page 43)

Section 1. CMJJP Guiding Principles from FY 2023-24 CMJJP (Page 16 (Character Limit: 650 per Guiding Principle))
CMJJP MISSION: Improve youth and family wellness and community safety by increasing access to opportunities to strengthen resiliency and reduce delinquency.

Describe how the funding request of a program aligns with the Guiding Principle and indicate the Specific Principle it Aligns with and How it Aligns with the Guiding Principle.

CMJJP GUIDING PRINCIPLE 3 (Character Limit Per Principle: 650)

The following guiding principles were developed to drive the work of key partners in Los Angeles County to:

1. Align, coordinate, and oversee policies, practices, and services along a continuum of prevention and intervention programming focused on holistic youth development.
2. Drive decision-making about program design, evaluation and funding through a collaborative, multidisciplinary process
3. Recognize and reduce the disparities related to access to services and juvenile justice processing and the needs of special populations
4. Ensure transparency and accountability from all partners

Section 2. Frameworks:

Describe How the Framework(s) (applicable to your submission) Are Used (Character Limit: 750)

- Trauma Informed Care
- Vision for Supporting Family's Needs
- Racial Equity Framework
- Culturally Appropriate and Responsive Programming
- Evidence Based Practices

Section 3. Statement of Need (Character Limit: 1200 per Description)

- a. Describe the problem that the program/project will attempt to address.
- b. Describe the population that will be served.

Section 4. Program/Project Description Summary

- a. Describe the program/project and provide information on how it will be implemented. Include specific approaches, modalities, and/or curricula used by your program/project, as applicable. Include information on what will be accomplished and the desired outcomes.
- b. Provide the evidence upon which the program/project is based; includes references to local outcome data and/or applicable research studies.
- c. How many young people will the program/project serve annually?
- d. What Service Planning Area(s) (SPA) does the program/project serve?
<http://publichealth.lacounty.gov/chs/SPAMain/ServicePlanningAreas.htm>
- e. Which Supervisorial District(s) does the program/project serve?
- f. Which service strategies does the program/project supports (Primary Prevention, Focused Prevention/Early Intervention, Intervention, Capacity-Building of community-based organizations, JJCPA Evaluation and Infrastructure)?
- g. **Include percentage of requested funding allocation designated for CBO contracts/subcontracts**
Service Strategies include the following:
 - Primary Prevention

- Focused Prevention/Early Intervention
- Intervention
- Capacity Building of Community-Based Organizations
- What are your metrics of success?
- What are your program costs per capita of youth served?

*CMJJP Service Strategy category definitions are included for submitters to complete the applicable required information that align(s) with the program/project submitted. For Additional Information on Strategies, please see the end of this form.

Section 5: CMJJP Guiding Principles and Additional Questions:

- How does your program align, coordinate, and oversee policies, practices, and services along a continuum of prevention and intervention programming focused on holistic youth development?
- How does your program recognize and reduce the racial and ethnic and geographic disparities related to investments in custody, control and punishment approaches, access to services and juvenile justice processing in the needs of special populations including (but not necessarily limited to): females, LGBTQ-2A youth, crossover/dually involved youth, youth who became parents, undocumented, and transitional age youth without family/caretakers/support systems?
- How does your program ensure transparency and accountability from all partners engaged in youth development service delivery for fiscal management, measuring outcomes related to their work, and implementing effective practices?
 - Collect and report consistent and meaningful outcomes on program impact and effectiveness to assess the effectiveness and equitable impact of policies, practices, and programs.
 - Develop and support capacity of all partners to conduct consistent and meaningful data collection and evaluation.
 - Ensure studies involve research methodologies that are aligned with the perceptions and experiences of communities of color.
- Include any service delivery challenges the program/provider may experience (if applicable)
- Does the program reach target recipients? (Explain)
- Describe the return on investment of taxpayer money.
- What are your alternate sources of funding?

Section 6. Timeline and Milestones (e.g., contracting processes, when service delivery will begin, report submissions, etc.). (Limit : 2500)

Section 7. Budget by Service Strategy (Character Limit: 2500)

- For each service strategy category, provide a budget breakdown explaining by category how the funds will be used (e.g., salaries and benefits, services, supplies, indirect costs, collection and submission of data, etc.).

Note: If your program supports more than one service strategy, it is recommended that you divide the administrative and overhead costs proportionally between the service categories. See pp.30-33 of the CMJJP for descriptions of the service strategies.

Note: It is recommended that you include a brief narrative of expenses along with a table of individual cost components.

- What is the cost per youth served?
- Is any portion of the programs funding included in your departmental budget?
 - Explain any departmental budget inclusion or omission.
 - Alternatively, list the amount of departmental funding or support the program/project will receive from other source(s)

Section 8. Evaluation Provide information through approved JJCPA Evaluation Process

(Note: The JJCPA Evaluator may provide limited technical assistance for data collection to programs/projects)

that receive JJCPA funding, however, preliminary plans for evaluation metrics should be in place at the time funds are requested).

Section 8. Required Data Collection and Evaluation of JJCPA Programs

According to a recent JJCPA State audit (The California State Auditor's Report: Juvenile Justice/Crime Prevention Act Weak Oversight Has Hindered Its Meaningful Implementation (ca.gov) Report 2019-116, issued May 12, 2020), the following finding was documented: "Los Angeles should collect data on all participants in each JJCPA program and service to adequately assess the effectiveness of those programs at reducing juvenile crime and delinquency."

This restates the requirement for JJCPA funded agencies to collect and submit data to the Probation Department (for Probation youth) and/or DYD (for At-Promise youth) for purposes of reporting on and evaluating specific program and justice outcomes (by the JJCPA Evaluator) through the full evaluation process.

By submitting this request for JJCPA funding and upon the County's/JJCC approval/adoption, agencies agree to be responsible for developing the process to collect and submit the mandatory/identifiable data for Probation youth served through the JJCPA funded program/service to Probation and/or de-identified data for At-Promise youth served through the JJCPA funded program/service to DYD.

Submission of this required JJCPA Data on all youth served includes, but is not limited to the following:

Monthly submission of the following data for Probation youth served, by program/program site will be due on the 15th of the following month; for the last month of the Fiscal Year, 2024-25, the data will be due on July 15, 2025

- Agency Name
- Name and Type of Program/Service
- One Time or On-Going
- Date and Timeframe
- Session Location
- Program/Service Start Date
- Program/Service End Date
- At the end of the funded Fiscal Year, status of each youth: completed, did not complete and reason or in progress (for applicable program/service)
- Required additional data (in order to adequately assess program effectiveness at reducing juvenile crime and delinquency (for full program specific evaluation)

Failure to submit the required data to Probation may result in loss of grant funds in accordance with monthly reporting submissions.

Submission, as determined by DYD, of the following data for At-Promise youth served, by program/program site:

- Agency Name
- Type of Service
- Program Start Date (if applicable)
- Program Completion Date (if applicable)
- Age
- Race/Ethnicity
- Gender Identity
- Service Area Zip Code (area where services are provided)
- Required additional data (in order to adequately assess program effectiveness at reducing juvenile crime and delinquency (justice outcome reporting and full evaluation)
- At the end of the funded Fiscal Year, status of each youth: completed, did not complete and reason or in progress (for applicable program/service)

FY 2025-26 JJCPA FUNDING REQUEST SUBMISSION FORM

Section 10. The California State Auditor's Report: Juvenile Justice Crime Prevention Act Weak Oversight Has hindered its Meaningful Implementations (ca.gov) Report 2019-115, issued May 12, 2020, included the following finding for all California Counties: "Los Angeles should collect data on all participants in each JJCPA program and service to adequately assess the effectiveness of those programs at reducing juvenile crime and delinquency."

This restated the requirement for JJCPA funded agencies to collect and submit data to the Probation Department (for Probation youth served) and/or the Department of Youth Development (for At-Promise youth served) for purposes of reporting on and evaluating specific program and justice outcomes (by the JJCPA Evaluator) through the full evaluation process.

By submitting the request for JJCPA funding and upon JJCC approval/adoption, agencies agree to be responsible for developing the process to collect and submit data for all youth served through the program/service to Probation and/or DYD as previously indicated above.

1. If you have carry-over (unspent) funds from previous years, that carry-over will be applied, and your funding allocation request may be adjusted accordingly. Carryover will need to be spent on the program/project originally approved by JJCC.
2. One additional attachment will be accepted regarding a budget sheet that includes cost breakdown. Any additional information will not be considered part of the submission.

Agency Program Manager Print Name _____

Program Manager Signature _____

Date _____

JJCPA Funding Request Application will not be accepted as complete without signature regarding acceptance of Section 9.

FY 2025-26 JJCPA FUNDING REQUEST SUBMISSION FORM

AGENCY NAME			
PROGRAM NAME - SUBMIT ONE (1) FUNDING REQUEST FOR EACH PROGRAM			
<p>Important Information: Every program must identify a Program Manager with contact information. The program manager will be the primary contact for the programs. The agency is responsible for coordinating internally within their organization. These include but are not limited to the following: Coordinate any MOU, Statement of Work; Budget modifications submissions and fiscal and funding tracking. If the submission is received from an agency that has a JJCC member, the agency must coordinate with the JJCC member regarding funding allocations and information regarding JJCC meetings. Additionally, the program manager and any identified team members should join JJCC meetings to receive updates and related information of the funding processes and the funding recommendation outcomes and JJCC annually adopted fiscal year funding.</p>			
PROGRAM MANAGER NAME AND EMAIL ADDRESS			
Name and Telephone Contact:			
Email Address:			
LIST FUNDING ALLOCATION AMOUNT REQUEST BY STRATEGY			
<small>(Below please provide funding amount per applicable Service Strategy. List zero in Categories that do not apply to your Program)</small>			
Primary Prevention:	\$	Focused Prevention/Early Intervention:	\$
Intervention:	\$	Capacity-Building of CBO's:	\$
Total Requested Funding Amount (do not include potential carryover amount)		\$	
Target Population (Include ages to be served)			
Geographic Service Area (Supervision District(s))			
How Many Young People Will the Program Serve?			
Is the program a new program or an existing program?		NEW <input type="checkbox"/> EXISTING <input type="checkbox"/>	
Percentage Funding Designated for CBOs and planned contract type period			
If the current funding request is an increase from the previous year, provide reason below:			

FY 2025-26 JJCPA FUNDING REQUEST SUBMISSION FORM

Provide the amount of the funding increase request	
\$	
1. What is your Carry-over Balance?	
2. Please provide your plan to spend down the carryover balance?	
SECTION 1 - GUIDING PRINCIPLES. 1. Check the box to indicate the specific principle it aligns with. 2. Using the text box, describe how the funding request of a program aligns with the Guiding Principles (See Page 3 (above) for more information regarding the CMJJJ's Guiding Principles)	
Principle 1: <input type="checkbox"/> Align, coordinate, and oversee policies, practices, and services along a continuum of prevention and intervention programming focused on holistic youth development. (Character Limit 650)	
Principle 2: <input type="checkbox"/> Drive decision-making about program design, evaluation and funding through a collaborative, multidisciplinary process. (Character Limit 650)	

FY 2025-26 JJCPA FUNDING REQUEST SUBMISSION FORM

Principle 3: <input type="checkbox"/> Recognize and reduce the disparities related to access to services and juvenile justice processing and the needs of special populations (Character Limit 850)
Principle 4: <input type="checkbox"/> Ensure transparency and accountability from all partners (Character Limit 850)
SECTION 2 – Frameworks: 1. Check each box that applies 2. Describe how this framework is applied to the intervention. For specific framework information refer to the FY 2025-26 CMJJIP, Page 25
<input type="checkbox"/> Trauma Informed Care <input type="checkbox"/> Vision for Supporting Family's Needs <input type="checkbox"/> Racial Equity Framework <input type="checkbox"/> Culturally Appropriate and Responsive Programming <input type="checkbox"/> Evidence Based Practices
Trauma Informed Care (Character Limit: 750)
Vision for Supporting Family's Needs (Character Limit: 750)

FY 2025-26 JJCPA FUNDING REQUEST SUBMISSION FORM

Racial Equity Framework (Character Limit: 750)
Culturally Appropriate and Responsive Programming (Character Limit: 750)
Evidence Based Practices (Character Limit: 750)
Additionally, provide information on training and supervision/monitoring to support program implementation (Character Limit: 750)
SECTION 3: Statement of Need
1. Describe the problem that the program/project will attempt to address (Character Limit: 1000)

FY 2025-26 JJCPA FUNDING REQUEST SUBMISSION FORM

2. Describe the population that will be served (Character Limit:1000)
SECTION 4 - PROGRAM/PROJECT DESCRIPTION SUMMARY (Provide Answers to all questions)
a. Describe the program/project and provide information on how it will be implemented. Include specific approaches, modalities, and/or curricula used by your program/project, as applicable. Include information on what will be accomplished and the desired outcomes. (Character Limit 1000)
b. Provide the evidence upon which the program/project is based; include references to local outcome data and/or applicable research studies (Character Limit 1000)

FY 2025-26 JJCPA FUNDING REQUEST SUBMISSION FORM

c. How many young people will the program/project serve annually? (Character Limit: 100)				
d. What Service Planning Area(s) (SPA) does the program/project serve? (Character Limit: 100) http://publichealth.lacounty.gov/cha/SPA/Main/ServicePlanningArea.htm				
e. Which Supervisorial District(s) does the program/project serve?				
f. Which service strategies does the program/project support: <input type="checkbox"/> 1. Primary Prevention <input type="checkbox"/> 2. Focused Prevention/Early Intervention <input type="checkbox"/> 3. Intervention <input type="checkbox"/> 4. Capacity Building of CBOs				
g. Include percentage of requested funding allocation designated for CBO contracts/subcontracts service strategies include the following. Below provide the percentage of the strategy that apply to your program. Refer to the above Guide (Page 3 for additional information).				
Primary Prevention%		Focused Prevention/Early Intervention%		Intervention %
				Capacity Building of CBO %
What are your metrics of success?				
What are your program costs per capita of youth served?				
SECTION 5: CMJJJ® Guiding Principles Additional Questions				
a. How does your program align, coordinate, and oversee policies, practices, and services along a continuum of prevention and intervention programming focused on holistic youth development?				

FY 2025-26 JJCPA FUNDING REQUEST SUBMISSION FORM

<p>b. How does your program recognize and reduce the racial and ethnic and geographic disparities related to involvement in custody, control and punishment approaches, access to services and juvenile justice processing in the needs of special populations including (but not necessarily limited to): females, LGBTQIA youth, crossgenderally involved youth, youth who became parents, undocumented, and transitional age youth without family/caretaker/support systems?</p>
<p>4. How does your program ensure transparency and accountability from all partners engaged in youth development service delivery for fiscal management, measuring outcomes related to their work, and implementing effective practices?</p> <ul style="list-style-type: none"> • Collect and report consistent and meaningful outcomes on program impact and effectiveness to assess the effectiveness and equitable impact of policies, practices, and programs. • Develop and support capacity of all partners to conduct consistent and meaningful data collection and evaluation. • Ensure studies involve research methodologies that are aligned with the perceptions and experiences of communities of color.

FY 2025-26 JJCPA FUNDING REQUEST SUBMISSION FORM

d. State any challenges or barriers service provider(s) may encounter (if applicable)

e. Does the program reach target recipients?

f. Describe the return on investment of taxpayer money?

g. What are your alternate sources of funding?

SECTION 8: Timeline and Milestones (e.g., contracting processes, when service delivery will begin, report submissions, etc.). (Limit : 2500)

FY 2025-26 JJCPA FUNDING REQUEST SUBMISSION FORM

SECTION 7: Budget by Service Strategy (Character Limit: 2500)

- a. For each service strategy category, provide a budget breakdown explaining by category how the funds will be used (e.g., salaries and benefits, services, supplies, indirect costs, ~~colleces~~ collection and submission of data, etc.).

Note: If your program supports more than one service strategy, it is recommended that you divide the administrative and overhead costs proportionally between the service strategies. See pp.30-32 of the CMJJP for descriptions of the service strategies.

Note: It is recommended that you include a brief narrative of expenses along with a table of individual cost components.

- b. What is the cost per youth served?
 c. Why was this program/project not included in your departmental budget?
 d. Will this project/program be included in your Departmental budget?

SECTION 8: Evaluation Provide information through approved JJCPA Evaluation Process

The information is from the CMJJP regarding Strategies and can be found on pages 30-32

***Strategy 1: Primary Prevention:** Provide children and families (focusing on those at-risk) and the identification of conditions (personal, social, environmental) that contribute to the occurrence of delinquency with an array of upfront supports within their own communities to minimize their chances of entering the juvenile justice system and maximize their chances of living healthy and stable lives.

Strategy 2: Focused Prevention/Early Intervention: Provide upfront supports and services to children and families, whose holistic needs put them at greater risk of delinquency system involvement, [in order to](#) intervene early and prevent involvement or further penetration into the delinquency system (see pages 18-19 for a definition of "risk").

o **Diversion Intervention to Community-Based Services** – Redirects system responses and provides children and families to avoid involvement or further involvement in delinquency with community-based supports and services to prevent a young person's involvement or further involvement in the justice system. Although there is wide variation in diversion programming nationwide, evidence suggests that diverting young people from the juvenile justice system as early as possible is a promising practice.²³

Departments or agencies that may refer youth to diversion programs include, but are not limited to, schools, service organizations, police, probation, or prosecutors.²⁴

Strategy 3: Intervention: Provide children and families who are already involved in delinquency with supports and services to address the factors leading to their behavior and reduce the likelihood or reoccurring delinquency.²⁵

o **During Community Supervision** – Provide children who are on community supervision (including those reentering their homes and communities after a period of placement or detention) and their families with community-based supports and services to prevent the further involvement in the justice system.

o **In-Custody** – Provide in-custody children and their families with community-based supports and services prior to and while preparing to reenter their homes and communities to prevent their further involvement in the justice system.

Strategy 4: Capacity Building of Community-Based Organizations: Support community-based organizations with capacity-building, training, and cross-training, evaluation, and to regularly track and monitor outcomes and use the results to drive County policy and practice change.

Strategy 5: JJCPA Evaluation and Infrastructure: Support annual evaluation and ongoing training and supports for the JJCC and JJCC-CAC to provide leadership on the development and implementation of the CMJJP.²⁶ (This refers to the official JJCPA Evaluator that is contracted through JJCPA funding. All JJCPA funded programs shall be evaluated by the official JJCPA Evaluator).

o Note: If your program supports more than 1 Service Strategy category, it is recommended that you divide the allocation amounts proportionally between the service categories.²⁷

Appendix D

Sample of Existing, Relevant Programs, Services, and Initiatives

The CMJJP should leverage, link and resource existing collaborations and programs and services that can serve at-promise and probation youth. The following is a non-exhaustive list of potentially relevant initiatives and service providers.

1. **Department of Youth Development (DYD) (Formerly the Office of Diversion and Reentry, Youth Diversion and Development (YDD))** – YDD was created in 2017 as the result of a collaboration to develop a countywide blueprint for expanding youth diversion at the earliest point possible; in January 2018, YDD selected 9 service providers as the first cohort to receive law enforcement diversion referrals. YDD retained funding and it was moved to the new DYD once DYD was created in 2022.
2. **Public/Private Partnership (P/PP) for Fiscal Intermediary Services and Capacity Building Services with contracted CBOs**– The P/PP was created to serve as a passthrough for countyfunding to be granted directly to community-based service organizations; technical assistance will also be available to those service providers.
3. **Office of Child Protection’s Prevention Plan** – Created in 2015, the Office of Child Protection released a comprehensive countywide prevention plan in 2017 for reducing child maltreatment. The plan was developed through collaboration across public agencies and community groups.
4. **Department of Children and Family Services Prevention-Aftercare Networks** – DCFS institutionalized its community-based networks of service providers in 2015 and established ten countywide Prevention and Aftercare networks (P&As). These include a broad range of public, private, and faith-based member organizations—groups that bring resources to the shared goal of preventing child abuse and neglect, along with designated lead agencies responsible for convening, organizing, and leading local grassroots groups. The P&A organizations are part of a critical web of providers across the county that effectively reach out to and engage parents, assisting them as they navigate often complex systems of services. In so doing, providers develop relationships with these parents, building upon their natural assets through the Strengthening Families Approach. Those relationships in turn create trusting environments that encourage parents to disclose family needs and access appropriate services earlier, as family stressors occur.³⁷
5. **Trauma-informed schools** – A new initiative was launched by the Los Angeles County Office of Education (LACOE) in September 2018 to support a trauma-informed approach in schools countywide. The initiative brings together LACOE, the County Department of Mental Health, UCLA, and other agencies to enhance schools' capacity to address trauma, which impacts at least one in four students. The effort will involve professional

³⁷ OCP prevention plan.

development as well as enhancing resources at or near schools through partnerships with county agencies.³⁸

6. **Performance Partnership Pilot (P3)** – has a 2017-2020 strategic plan to improve education, employment, housing and well-being for disconnected youth; an effort of the City of Los Angeles, the County of Los Angeles, Los Angeles Unified School District, Los Angeles Community College District, local Cal State Universities (CSU 5), Los Angeles Chamber of Commerce, Los Angeles Housing Service Agency, and over 50 public, philanthropic and community-based organizations to improve the service delivery system for a disconnected young adult population ages 16-24 and improve their educational, workforce, housing and social well-being outcomes.

In addition to the above six initiatives, other relevant initiatives and providers include:

7. Office of Violence Prevention
8. Trauma Prevention Initiative
9. Capacity Building Training and Technical Assistance
10. Incubation Academy
11. Whole Person Care
12. SEED School
13. Master Service Agreement Vendors (RFSQ #6401706)

In addition, the following community-based organizations have been certified as Master Service Agreement Vendors during the 5-year MSA Term of September 2017-2022. This list includes providers from across the Los Angeles County region:

- Alma Family Services
- Asian American Drug Abuse Program (AADAP)
- Asian Youth Center
- Boys and Girls Club of the Foothills
- Boys and Girls Club of the West Valley
- Boys and Girls Clubs of the LA Harbor
- Boys Republic
- Catholic Charities
- Center for Living & Learning
- Center for the Empowerment of Families, Inc
- Centinela Youth Services
- Change Lanes Youth Support Service
- Child and Family Guidance Center
- Coalition for Engaged Education

- Coalition for Responsible Community Development
- Communities in Schools of the San Fernando
- Community Career Development, Inc.
- Compactor, Inc.
- El Nido Family Centers
- First Place for Youth
- Helpline Youth Counseling, Inc
- Insideout Writers, Inc.
- Jewish Vocational Services
- Justice Children Deserve
- Keep Youth Doing Something, Inc.
- Koreatown Youth and Community Center
- L.A. Boys & Girls Club
- L.A. Conservation Corps
- LA Brotherhood Crusade
- Let Us! Inc.
- Living Advantage Inc.

³⁸ <https://www.lacoe.edu/Home/News-Announcements/ID/4232/Effort-aims-to-build-school-capacity-to-address-trauma>

- New Directions for Youth
- New Earth
- New Hope Academy of Change
- New Hope Drug & Alcohol Treatment
- North Valley Caring Services
- Optimist Boys Home & Ranch, Inc.
- Our Saviour Center
- People for Community Improvement
- Phillips Graduate University
- Playa Vista Job Opportunities & Business Services
- San Gabriel Valley Conservation Corps
- Social Justice Learning Institute
- Soledad Enrichment Action Inc.
- South Bay Workforce Investment
- Special Service for Groups, Inc.
- Spirit Awakening Foundation
- StudentNest
- Tarzana Treatment Centers, Inc.
- The Community College Foundation
- Turning Point Alcohol and Drug Education
- Venice Community Housing Corp
- Vermont Village Community Development
- Watts Labor Community Committee
- Whole Systems Learning
- Women of Substance Men of Honor
- Workforce Development Board City of LA
- Youth Advocate Programs, Inc.
- Youth Incentive Programs, Inc.
- Youth Policy Institute

Appendix E

At-Promise Youth Demographic Data

Data Sources

- Chronically absent youth data, California State Department of Education
 - Total numbers/proportions and broken out by socioeconomically disadvantaged youth
 - https://dq.cde.ca.gov/dataquest/DQCensus/AttChrAbsRateLevels.aspx?cds=19&a_gglevel=County&year=2018-19&ro=y
- Suspended youth, California State Department of Education
 - <https://dq.cde.ca.gov/dataquest/dqCensus/DisSuspRate.aspx?cds=19&agglevel=C ounty&year=2018-19>
- Estimates of marijuana and alcohol use in youth ages 12-17 in LA County from the LA County Department of Public Health
 - <http://publichealth.lacounty.gov/sapc/prevention/PP/StrategicPreventionPlan0716>

[-0619.pdf](#)

- U.S. Census data
 - Used to obtain total youth population in LA County (0-17), and the youth population 10-19
 - <https://www.census.gov/quickfacts/fact/table/losangelescountycalifornia,CA/PST045218>
 - <https://data.census.gov/cedsci/table?q=los%20angeles&g=0500000US06037&tid=ACSDP1Y2019.DP05&hidePreview=true>
- Data from the Lucile Packard Foundation (citing the U.S. Census Bureau)
 - Proportion of youth age 0-17 living below the Federal poverty threshold and qualifying for free/reduced lunch
 - <https://www.kidsdata.org/export/pdf?loc=364>

Method

Attempts were made to deconflict data sources to the extent possible.

- For example, though the California State Department of Education defines “socioeconomic disadvantage” more broadly than individuals living below the poverty line, the assumption was made that these could be approximating the same group.
- A study in Washington State suggests that 70% of youth who use marijuana also use alcohol (<https://adai.uw.edu/mjsymposium/slides/2018/Lee.pdf>).
- Proportion of youth estimated to be using substances using those youth living above the poverty threshold as the base, so as not to re-count those in the population living below the poverty threshold.

Limitations:

- As noted, some of the data sources focused on restricted ranges of ages. For example, the substance use data focused on youth age 12-17, but I was only able to find the census breakdown for youth age 10-19. The population of youth age 10-19 is used as

the base population, but there may be different rates of substance use in those age 10/11 and 18/19.

- Certain data sources could not be unduplicated because they did not report on subgroups, like the suspension data.

**Los Angeles County School Districts with Absenteeism and Expulsion Rates Above the California State Average
2018-19 Absenteeism³⁹**

District Name	<u>Cumulative</u> <u>Enrollment</u>	<u>Chronic</u> <u>Absenteeism</u> <u>Eligible</u> <u>Cumulative</u> <u>Enrollment</u>	<u>Chronic</u> <u>Absenteeism</u> <u>Count</u>	<u>Chronic</u> <u>Absenteeism</u> <u>Rate</u> <u>(by Percentage)</u>
SBE - Barack Obama Charter	480	464	161	34.7
Centinela Valley Union High	10,971	8,622	2,783	32.3
Antelope Valley Union High	24,340	23,536	4,821	20.5
Inglewood Unified	12,516	12,055	2,433	20.2
Eastside Union Elementary	3,741	3,545	673	19
Lynwood Unified	14,413	14,117	2,666	18.9
SBE - Anahuacalmecac International University Preparatory of North America	345	321	60	18.7
Lancaster Elementary	17,216	16,611	3,085	18.6
Palmdale Elementary	25,209	24,342	4,523	18.6
Los Angeles Unified	630,838	617,871	113,784	18.4
Acton-Agua Dulce Unified	28,517	23,005	4,028	17.5
Los Angeles County Office of Education	12,136	10,125	1,769	17.5
Long Beach Unified	76,554	75,038	11,303	15.1
SBE - Academia Avance Charter	422	407	59	14.5
West Covina Unified	15,301	14,629	2,092	14.3
Compton Unified	25,016	24,171	3,334	13.8
Keppel Union Elementary	3,734	3,517	484	13.8

³⁹California Department of Education chronic absenteeism data for students above the California average. Note: 2019-20 data not available at the time of publishing. See: <https://www.cde.ca.gov/ds/sd/sd/fsabd.asp>

<u>District Name</u>	<u>Chronic Absenteeism</u>			
	<u>Cumululative</u>	<u>Eligible</u>	<u>Chronic</u>	<u>Absenteeism</u>
	<u>Rate</u>	<u>Cumulative</u>	<u>Absenteeism</u>	<u>Absenteeism</u>
	<u>Enrollment</u>	<u>Enrollment</u>	<u>Count</u>	<u>(By Percentage)</u>
Hughes Elizabeth Lakes Elementary	211	208	28	13.5
Monrovia	5,632	5,547	750	13.5
Montebello Unified	26,643	25,929	3,466	13.4
El Month Union High	9,083	8,848	1,172	13.2
SBE- The School of Arts and Enterprise	820	781	103	13.2
Pasadena Unified	18,871	18,255	2,394	13.1
Pomona Unified	24,875	24,158	3,125	12.9
CA Statewide				
Total/Average	6,329,883	6,258,845	755,950	12.1

Cumulative and Enrollment regardless of Cumulative enrollment consists of the total number of unduplicated primary short-term enrollments within the academic year (July 1 to June 30)

Whether the student is enrolled multiple times within a school or district.

Cumulative enrollment is calculated at each reporting level (e.g., school, district, county, and state), and therefore is **not** necessarily additive from one reporting level to the next. For example, if a student is enrolled in multiple schools within a district during the academic year, they are counted once at each school, but only once in the district's cumulative enrollment.

Chronic Absenteeism Enrollment

This count uses the Cumulative Enrollment of the selected entity as the baseline and removes students that were not eligible to be considered chronically absent at that entity. Students that are expected to attend less than 31 instructional days at the selected entity who were enrolled but did not attend the selected entity are **not** eligible to be considered chronically absent at that entity. This is calculated by looking at the number of expected days to attend and actual days attended that LEAs submit for each student in CAPOADS. Students with exempt status are also removed from Chronic Absenteeism eligibility. Students are exempt if they are enrolled in a Non-Public School (NPS), receive instruction through a home or hospital instructional setting or are attending community college full-time.

Chronic Absenteeism Count	Total count of ALL chronically absent students at the selected entity for the selected population using the available filters. Students are determined to be chronically absent if they were eligible to be considered chronically absent at the selected level during the academic year and they were absent for 10% or more of the days they were expected to attend. Chronic absenteeism is calculated for each student at each reporting level (e.g., school, district, county, and state) based on the expected days of attendance and actual days attended reported by local educational
	agencies (LEAs) in the California Longitudinal Pupil Achievement Data Systems (CALPADS). Expected attendance days are determined for each student at each reporting level based on the total number of days a student was scheduled to attend. Days attended are determined for each student at each reporting level based on the total number of days the student attended the school. A day attended is defined as any day a student attended for all or part of a school day.
Chronic Absenteeism Rate	The unduplicated count of students determined to be chronically absent (Chronic Absenteeism Count) divided by the Chronic Absenteeism Enrollment at the selected entity for the selected population using the available filters.

2018-19 Expulsions⁴⁰

2019-2020 Expulsions

<u>District Name</u>	<u>Cumulative Enrollment</u>	<u>Total Expulsions</u>	<u>Expulsion Count Violent Incident (Injury)</u>	<u>Expulsion Count Violent Incident (No Injury)</u>	<u>Expulsion Count Violent Incident (Weapons Possession)</u>	<u>Expulsion Count (Illicit Drug Related)</u>	<u>Expulsion Count (Defiance Only)</u>	<u>Expulsion Count (Other Reasons)</u>
Whittier Union High	11,642	28	1	0	1	26	0	0
Antelope Valley Union High	22,534	30	9	7	6	5	0	3
Bellflower Unified	12,040	9	1	0	3	5	0	0
Alhambra Unified	16,804	12	2	7	1	1	0	1
Bassett Unified	3,575	4	0	2	0	2	0	0
Beverly Hills Unified	3,675	0	0	0	0	0	0	0
Bonita Unified								
Centinela Valley Union High	6,693	10	1	4	0	5	0	0
Covina Valley Unified	12,119	4	0	2	2	0	0	0
El Rancho Unified	8,571	7	0	5	1	1	0	0
El Segundo Unified	3,546	0	0	0	0	0	0	0
Las Virgenes Unified	11,144	2	0	1	0	1	0	0
Los Angeles County Office of Education	4,199	0	0	0	0	0	0	0
Torrance Unified	23,699	11	1	3	0	7	0	0
William S. Hart Union High	22,749	1	0	0	0	1	0	0
Los Angeles County CA	1,260,271	244	37	69	37	88	0	13
Statewide Total	5,624,643	3,111	863	853	417	871	22	85

- **Note:** As a result of the statewide physical school closures that occurred in February/March 2020 due to the COVID-19 pandemic, the CDE has determined that the 2019–20 absenteeism data are not valid and reliable for the 2019–20 academic year; therefore, the CDE has not processed these data and they are unavailable for public release. For more information about the impact of

COVID-19 on data reporting for the 2019–20 academic year, please visit the CDE [COVID-19 and Data Reporting](#) webpage.

⁴⁰ California Department of Education expulsion data for school districts at or above the California average. Note: 2019-20 data not available at the time of publishing. See: <https://www.cde.ca.gov/ds/sd/sd/fsed.asp>

Cumulative short-Enrollment	Cumulative enrollment consists of the total number of unduplicated primary and term enrollments within the academic year (July 1 to June 30), regardless of whether the student is enrolled multiple times within a school or district. Cumulative enrollment is calculated at each reporting level (e.g., school, district, county, and state) and therefore is not necessarily additive from one reporting level to the next. For example, if a student is enrolled in multiple schools within a district during the academic year, they are counted once at each school, but only once in the district's cumulative enrollment.
Total Expulsions	Total count of ALL expulsions at the selected entity for the selected population using the available filters. Some students may be expelled multiple times and all Expulsions are counted.
Unduplicated Count Entity of Students Expelled (Total)	Total distinct count of ALL students expelled one or more times at the selected for the selected population using the available filters. Students who are multiple times are only counted once.
Unduplicated Count ONLY of Students Expelled Students (Defiance-Only)	Total distinct count of all students expelled one or more times for DEFIANCE-ONLY at the selected entity for the selected population using the available filters. who are expelled multiple times are only counted once.
Expulsion Rate at(Total)	The unduplicated count of students expelled divided by the cumulative enrollment the selected entity for the selected student population.
Expulsion Count Violent Incident (Injury)	<p>This Federal Offense Category includes the following California Education Code sections:</p> <ul style="list-style-type: none"> • Sexual Battery/Assault: 48915(c)(4), 48900(n) • Caused Physical Injury: 48915(a)(1)(A) • Committed Assault or Battery on a School Employee: 48915(a)(1)(E) • Used Force or Violence: 48900(a)(2) • Committed an act of Hate Violence: 48900.3 • Hazing: 48900(q)

Expulsion Count Violent Incident (No Injury)	<p>This Federal Offense Category includes the following California Education Code sections:</p> <ul style="list-style-type: none"> • Sexual Harassment: 48900.2 • Caused, Attempted, or Threatened Physical Injury: 48900(a)(1) • Aided or Abetted Physical Injury: 48900(t) • Harassment or Intimidation: 48900.4 • Harassment, Intimidation of a Witness: 48900(o) • Made Terrorist Threats: 48900.7 • Obscene Acts, Profanity, and Vulgarity: 48900(i)
---	--

	<ul style="list-style-type: none"> Bullying: 48900(r)
Expulsion Count Weapons Possession	<p>This Federal Offense Category includes the following California Education Code sections:</p> <ul style="list-style-type: none"> Possession, Sale, Furnishing a Firearm: 48915(c)(1) Possession, Sale, Furnishing a Firearm or Knife: 48900(b) Brandishing a Knife: 48915(c)(2) Possession of a Knife or Dangerous Object: 48915(a)(1)(B) Possession of an Explosive: 48915(c)(5)
Expulsion Count Illicit Drug-Related	<p>This Federal Offense Category includes the following California Education Code sections:</p> <ul style="list-style-type: none"> Sale of Controlled Substance: 48915(c)(3) Possession of Controlled Substance: 48915(a)(1)(C) Possession, Use, Sale, or Furnishing a Controlled Substance, Alcohol, Intoxicant: 48900(c) Offering, Arranging, or Negotiating Sale of Controlled Substances, Alcohol, Intoxicants: 48900(d) Offering, Arranging, or Negotiating Sale of Drug Paraphernalia: 48900(j) Offering, Arranging, or Negotiating Sale of Soma: 48900(p)
Expulsion Count a Defiance-Only	<p>Any expulsion associated with a student in which the only offense committed by student is Disruption is considered a "Defiance-Only" incident. The Defiance-Only Category includes the following California Education Code section:</p> <ul style="list-style-type: none"> Disruption, Defiance: 48900(k)(1)
Expulsion Count Other Reasons	<p>This category includes the following California Education Code sections, most of which are NOT included in any of the Federal Offense Categories. The only offense that is reportable in the Federal category of "Other" is EC 48900(m)— Possession of an Imitation Firearm, the rest of the offenses are not part of the federal hierarchy.</p> <ul style="list-style-type: none"> Possession of an Imitation Firearm: 48900(m) Possession or Use of Tobacco Products: 48900(h)(2) Property Damage: 48900(f) Robbery or Extortion: 48915(a)(1)(D) Property Theft: 48900(g) Received Stolen Property: 48900(l)

Appendix F

Probation Youth Demographic Data

1. WIC 652 Investigations by Probation Disposition

Year	WIC654	WIC654 Teen Court	WIC 654 Victim Offender Restitution Services (VORS)	WIC 654 Early Intervention and Diversion Program (EIDP)	District Attorney	Closed	Citation Diversion	Sealed	Total
Nov. 2017-Dec. 2018	383 (27.2%)	200 (14.2%)	6 (0.4%)	17 (1.2%)	518 (36.7%)	278 (19.7%)	5 (0.4%)	3 (0.2%)	1410
Jan 2019 - Oct. 2019	272 (18.9%)	147 (10.2%)	7 (0.5%)	47 (3.3%)	476 (33.1%)	345 (24.0%)	16 (1.1%)	130 (9.0%)	1440
Nov. 2019-Jun 2020	219 (35.0%)	63 (10.1%)	1 (0.2%)	4 (0.6%)	206 (33%)	110 (17.6%)	16 (2.6%)	6 (1.0%)	625
Jul 2020-Jun 2021	66 (15.9%)	24 (5.8%)	0 (0%)	0 (0%)	135 (32.6%)	126 (30.5%)	8 (1.9%)	54 (13.0%)	413
Jul 2021-Jun 2022	225 (31.8%)	36 (5.2%)	0 (0%)	2 (0.2%)	245 (34.8%)	161 (22.8%)	3 (0.4%)	34 (4.8%)	706
Jul 2022-Jun 2023	313 (30.8%)	49 (4.8%)	2 (<1%)	1 (<1%)	360 (35.5%)	241 (23.8%)	0	46 (4.5%)	1012

Comparisons across the last four reporting periods were limited by the differing lengths of the first three reporting periods (14 months, 10 months, 8 months), as well as the impact of COVID-19 on provision of services beginning in March 2020. However, there are still certain trends worth considering:

- First, accounting for the different reporting periods, there appears to have been substantially fewer investigations in the last two reporting periods (November 2019 to June 2021). However, this might reflect a reduced likelihood to be referred for an investigation during the COVID-19 stay-at-home orders, as youth were more likely to be home and not in school, and are the top arresting agency.
- Second, there have been some changes in the proportion of WIC 654 dispositions over time. In the reporting period from January to October 2019, a smaller proportion of investigations were resolved through WIC 654 dispositions (a combined 33%). In the period from November 2019 to June 2020, the proportion resolved through WIC 654 dispositions had increased to 46%, more like the data from 2017-2018, however, for July 2020 through June 2021, decreased to approximately 22%.
- Third, fewer cases were sent to the District Attorney in the most recent period, though these cases reflected a similar proportion of the overall number of investigations as in previous periods (about 33%).

2. WIC 652 Investigations by Arrest Charge (Most Serious)

Arrest Category	Nov 2017- Dec 2018	Jan 2019- Oct 2019	Nov 2019- Jun 2020	July 2020 - June 2021	July 2021 - June 2022	July 2022 - June 2023
Accessory After the Fact	0	1	0	0	0	0
Advise/Encourage Suicide	1	0	0	0	0	0
Aid in a Speed Contest/Participate in Speed Contest	0	0	1	3	5	1
Alcohol Related (Poss/Open Container)	0	0	2	2	10	3
Alcohol/Drug Related (DUI)	x	x	11	25	17	25
Allow/Cause Injury to Elder/Dependent Adult	1	3	0	0	x	3
Alter/etc Firearm Markings	x	x	x	x	2	0
Annoy/Molest Child	0	0	1	0	1	2
Arson Related Charges	6	1	2	4	1	0
Assault with Deadly Weapon	9	10	5	1	x	5
Assault-Related Charges	559	435	5	9	15	20
Battery Related	x	x	224	65	200	270
Begging	0	0	2	0	x	0
Bring into State Matter Depicting Minor in Sex Act/Indecent Exposure	13	14	0	0	4	2
Burglary Related Charges	93	59	23	14	13	15
Business & Professional (B&P) Code	10	8	0	0	x	0
Carjacking	0	4	0	3	x	5
Child Abuse/Assault	x	x	x	2	x	3
Civil Code Violation	1	5	0	1	x	0
Civil Rights Violation w/ Injury	0	1	0	0	x	0
Conspire to Commit Crime	3	8	2	4	3	6
Contempt of Court	0	3	0	2	x	2
Corporal Injury/Domestic Relations	3	9	3	4	1	x
Criminal Threat	57	37	20	3	34	18
Curfew	x	x	x	x	1	4
Defraud Innkeeper of \$950	4	3	0	0	x	1
Discharge Fireworks with Likelihood of Injury	x	x	x	2	x	x
Disobedience of Court Order	1	0	0	0	x	4
Disorderly Conduct	0	25	4	4	x	x
Disturbing the Peace	5	2	3	0	x	7
Distribute Private Images	x	x	4	0	1	3
Draw/Exhibit Imitation Firearm/Not a Firearm	x	x	x	x	11	0
Drug Related Charges	87	96	35	15	11	7
Education Code Violations	6	2	0	0	x	7
Electronically Distribute Harassing Material	1	0	0	0	x	0
Embezzlement	1	1	0	0	x	1
Engage/Solicit Lewd Conduct in Public Place	19	0	0	0	x	x
Endangerment	x	x	x	x	x	1
Evading a Peace Officer and/or Driving Reckless	x	x	3	13	7	20
Extortion	1	2	1	1	x	x
Fail to Obey Peace Officer	x	x	x	1	x	4
Fail To Present DI/Financial Responsibility Information	x	x	x	1	x	x
False Identity to a Peace Officer	0	4	1	3	1	4
False Imprisonment	2	0	0	0	x	x
False Report to a Peace Officer	0	2	2	1	1	6
Falsely Impersonate through Internet Website	1	0	0	0	x	x
Fight in a Public Place	x	x	1	0	1	2
Firearm/Weapons Related Charges	45	48	34	42	28	50
Forgery	0	1	2	0	3	0
Fraud Related Activity	0	4	0	0	x	1
Gambling	x	x	x	x	x	1
Give Tobacco/Smoking to Minor	x	x	x	x	1	x
Grand Theft (Over \$400) Charges	0	24	9	6	12	18
Harass by Telephone	3	1	0	0	x	0
Hit & Run (Property Damage)	x	x	4	1	1	3
Human Trafficking	x	x	x	x	x	1

Illegal Distribution of Electronic Identifying Information	x	x	4	1	x	4
Illegal Poss of Explosives/Fireworks	x	x	2	0	6	0
Illegal Possession of a False ID	0	3	0	0	x	0
Illegal Possession of Tear Gas	0	3	1	0	1	0
Illegal Speed Contest	x	x	x	x	5	3
Inhumane Tx/Torture/Kill Living Animal	0	4	0	0	2	0
Indecent Exposure	x	x	x	x	2	1
Injure/Remove Wireless Communication Device	1	0	0	0	x	x
Kidnapping	0	2	0	1	x	x
Lewd Act with Children Under 14/Aggravated Sexual Assault of Child Sex Penetration/Sex Penetration by Object by Force/Sodomy	33	21	14	14	14	6
Litter on Public/Private Property with 1 Prior	2	0	0	0	x	x
Lynching	0	2	0	0	x	x
Make Obscene/Threatening Phone Call	0	1	5	1	3	1
Make/Possess/Utter Fictitious Instruments	x	x	x	x	3	x
Municipal Code Violations	5	7	0	2	5	19
Obstruct/Resist Officer	0	5	0	2	x	x
Offensive Words	x	x	x	x	1	x
Oral Copulation	x	x	1	1	4	1
Participate in a Street Gang	0	3	0	1	x	x
Peeking in a Public Building/Inhabited Building	x	x	2	2	4	5
Petty Theft Related Charges	160	198	55	25	38	125
Promote Criminal Street Gang	x	x	x	0	x	0
Poisoning	0	1	0	0	x	0
Possess Bill/Note/Check (over \$950)	1	0	0	0	x	0
Possess Dangerous Fireworks	x	x	x	x	x	0
Possession of Illegal Substances	x	x	2	3	27	54
Possess Obscene Matter Depicting Minor	x	x	x	x	1	3
Property Theft Related Charges	28	17	3	5	35	3
Rape	x	x	x	x	1	x
Resisting Officer	60	50	20	26	33	56
Robbery/Attempted Robbery	17	33	10	18	15	12
Send/bring/Possess obscene matter	0	14	2	1	x	x
Sexual Battery	0	40	28	8	29	17
Shooting at Inhabited Building	x	x	x	x	1	x
Stalking/Follow Harass	0	1	0	0	1	0
Subordination of Perjury	0	1	0	0	x	x
Theft Related - Other	x	x	3	2	x	x
Threaten to Injure School/Public Employee	8	4	0	0	5	x
Trespass Related Charges	11	13	8	6	15	17
Unauthorized Computer Access or Fraud	1	1	0	0	x	x
Unauthorized Duplication of Keys to State Building	1	0	0	0	x	x
Unlawful 911 Call	x	x	x	x	1	x
Unlawful Remain after Told to Disperse	x	x	x	2	x	x
Unlawful Sexual Intercourse	9	10	4	1	6	6
Unlawful Damage of Wireless Device	x	x	x	x	1	x
Unlawful Discharge Of Fireworks W/O Permit	x	x	x	1	x	x
Unlawful Use Expired/Forged/Revoked Access Card	x	x	x	1	x	x
Vandalism/Destruction of Property	60	91	32	33	26	100
Vehicle Code Charges	66	95	20	20	27	39
Video Or Photograph Person In Undergarments	x	x	x	1	1	2
Weapon on School Grounds Related Charges	15	17	3	2	7	12
Willful Cruelty/Injury of a Child	0	3	0	0	0	0
Willfully Tamper with a Fire Equipment	0	2	0	0	0	1
Witness Tampering	x	x	1	0	0	x
Video/Photograph of Person inside a Room	x	x	1	1	1	x

During the last reporting period, the most common arrest categories remained consistent with previous reporting periods. These included battery-related, theft-related, drug-related, and vandalism-related charges. Absolute numbers of charges in each of these categories declined, consistent with the overall reduction in WIC 652 investigations.

3. School-based Probation

	2018 (Dec. Snapshot)	2019 (Dec. snapshot)	2020 (Oct. Snapshot)	2021 (Oct. Snapshot)	2022 (Oct. Snapshot)	2023 (Oct. Snapshot)
Number of Youth	1238	736	681	435	412	148
Number of Probation Officers	93 (65 funded by JJCPA)	46	43	41	41	21
Average Caseload	13.31	16	15	11	10	7
Number of Schools	111	71	75	72	82	54

Probation Youth in School-Based Probation Supervision – Select Years 2003-2016								
	2003-2004	2009-2010	2010-2011	2011-2012	2012-2013	2013-2014	2014-2015	2015-2016
High School	6,520	6,443	5,518	4,685	4,021	3,561	2,650	1,905
Middle School	731	213	180	129	85	112	80	85
Total	7,251	6,656	5,698	4,814	4,106	3,673	2,730	1,990

From 2018 to 2019, the number of youth served by School-Based Supervision decreased substantially, as did the number of probation officers. In part, this reflects a scaling back of the School-Based Supervision program to focus on youth in high school who are under supervision by Probation. The size of the population served by School-Based Supervision remained similar in 2020.

4. Probation Youth by Race/Ethnicity

	2018 (Dec. snapshot)	2019 (Dec. snapshot)	2020 (Oct. snapshot)	2021 (Oct. snapshot)	2022 (Oct. snapshot)	2023 (Oct. snapshot)
Active supervision	5098	4,412	3538	2286	1838	2197
- Hispanic	3035 (60%)	2643 (60%)	2140 (60%)	1326 (58%)	1111 (60%)	1346 (61%)
- Black	1571 (31%)	1342 (30%)	1074 (30%)	767 (34%)	537 (30%)	609 (28%)
- White	302 (6%)	257 (6%)	194 (5%)	111 (5%)	114 (6%)	145 (7%)
- API	36 (<1%)	30 (1%)	19 (1%)	14 (<1%)	21 (1%)	24 (1%)
- American Indian	7 (<1%)	2 (0%)	3 (<1%)	0	0	0
- Other	93 (2%)	88 (2%)	73 (2%)	43 (2%)	34 (2%)	39 (2%)
Unstated	54 (1%)	50 (1%)	35 (1%)	25 (1%)	21 (1%)	34 (1%)

	2018 (Oct. snapshot)	2019 (Dec. snapshot)	2020 (Oct. snapshot)	2021 (Oct. snapshot)	2022 (Oct. snapshot)	2023 (Oct. snapshot)
Camps	301	300	194	130	74	96
- Hispanic	181 (60%)	191 (63.7%)	123 (63.4%)	84 (65%)	45 (61%)	59 (62%)
- Black	107 (36%)	102 (34%)	56 (28.9%)	41 (32%)	24 (32%)	35 (36%)
- White	4 (2%)	4 (1.3%)	9 (4.6%)	2 (1%)	2 (3%)	1 (1%)
- API	2	0	0	1 (<1%)	0	0
- American Indian	0	0	0	0	0	0
- Other	4 (1%)	3 (1%)	6 (3.1%)	2 (1%)	3 (4%)	1 (1%)

	2018 (Oct. snapshot)	2020 (Jan. snapshot)	2020 (Oct. snapshot)	2021 (Oct. snapshot)	2022 (Oct. snapshot)	2023 (Oct. snapshot)
Halls	569	550	322	242	351	283
- Hispanic	319 (56%)	313 (56.9%)	208 (64.6%)	145 (60%)	221 (63%)	168 (59%)
- Black	218 (38%)	198 (36%)	101 (31.4%)	88 (36%)	109 (31%)	99 (35%)
- White	22 (4%)	31 (5.6%)	13 (4%)	7 (3%)	14 (4%)	13 (5%)
- API	2	1 (0.2%)	0	0	0	0
- American Indian	0	1 (0.2%)	0	0	0	0
- Other	5	6 (1.1%)	0	2 (1%)	6 (2%)	3 (1%)

	2018 (Dec. snapshot)	2019 (Dec. snapshot)	2020 (Oct. snapshot)	2021 (Oct. snapshot)	2022 (Oct. snapshot)	2023 (Oct. snapshot)
Active Supervision	5098	4,412	3538	2286	1838	2197
- Male	4047 (79%)	3,521 (80%)	2874 (81%)	1887 (83%)	1519 (83%)	1828 (83%)
- Female	1051 (21%)	891 (20%)	664 (19%)	399 (17%)	319 (17%)	369 (17%)

	2018 (Oct. snapshot)	2019 (Dec. snapshot)	2020 (Oct. snapshot)	2021 (Oct. snapshot)	2022 (Oct. snapshot)	2023 (Oct. snapshot)
Camps	301	300	194	130	74	96
- Male	252 (4%)	260 (87%)	165 (85.1%)	120 (92%)	71 (96%)	88 (92%)
- Female	49 (16%)	40 (13%)	29 (14.9%)	10 (8%)	3 (4%)	8 (8%)

	2018 (Oct. snapshot)	2020 (Jan. snapshot)	2020 (Oct. snapshot)	2021 (Oct. snapshot)	2022 (Oct. snapshot)	2023 (Oct. snapshot)
Halls	569	550	322	242	351	283
- Male	480 (64%)	465 (85%)	272 (84.5%)	218 (90%)	318 (90.6%)	260 (92%)
- Female	89 (16%)	85 (15%)	50 (15.5%)	24 (10%)	33 (9.4%)	23 (8%)

As reported by the United States Census Bureau as of 2020, the percentage of youth (ages 10-17) race/ethnic groups in the County of Los Angeles, 55.7% of youth are Hispanic or Latino and 7.5% are African American. Based on these data, Black youth continue to be overrepresented among those on active supervision, in camps, and in halls.

Appendix G

Summary of Results from the 2020 Juvenile Justice Coordinating Council - Community Advisory Committee County of Los Angeles Youth Service Needs Assessment

Background: Each year since 2001, counties across the state have received roughly \$100 million in Juvenile Justice Crime Prevention Act (JJCPA) funds meant for effective programs that prevent and reduce youth crime. The County of Los Angeles receives approximately \$28 million in JJCPA funds at the beginning of the new fiscal year, with additional variable growth funds each Fall based on a legislative change in 2011. To help guide funding decisions, the JJCC developed and adopted a new Comprehensive Multi-Agency Juvenile Justice Plan (CMJJP) in February 2020, which serves as a theoretical and practical guide for funding, implementation, and evaluation to maximize benefit to the youth population served.

To better refine this framework and plan, the Juvenile Justice Coordinating Council (JJCC) and the JJCC's Community Advisory Committee (JJCC-CAC) are seeking community input on how funds can best be allocated to improve youth and family wellness and community safety by increasing access to opportunities to strengthen resiliency and reduce delinquency.

The CMJJP can be accessed at:

Purpose of this Survey: This survey is meant to gather information from stakeholders connected to or impacted by the juvenile justice system (e.g. community members, governmental agencies, and community-based organizations) about the unmet needs of justice-involved and at-risk youth in the County of Los Angeles. This information will provide insight and guidance to the CAC and the JJCC on how JJCPA funding can better support young people and close gaps in the services provided to them.

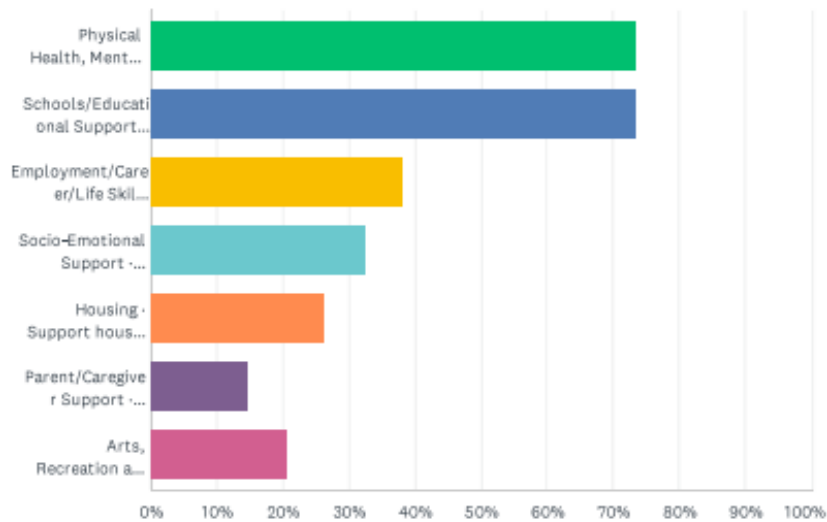
You will be asked about:

- ☐ Types of services and the strategies that are most in need of funding in the County of Los Angeles to better serve at-risk youth and/or youth who have had contact with the justice system;
- ☐ Categories of youth you feel this programming should be targeted towards;
- ☐ Geographic areas in the County which are in most need of these services; and,
- ☐ A few questions about yourself to better understand your perspective.

Disclaimer: This is not an application for funding. Any individual or organization who submits information to the CAC is under no guarantee for future contracts under the JJCPA. All interested providers must participate in the contracting process in accordance with applicable County contracting procedures. Do not include proprietary, confidential information, or trade secrets in the fields below.

Q1 What category of services for youth do you feel are most important to fund in the County of Los Angeles based on the greatest unfulfilled need? Choose up to 3 boxes

Answered: 34 Skipped: 0



Juvenile Justice Coordinating Council - Community Advisory Committee 2023 County of Los Angeles Youth Service Needs Assessment

ANSWER CHOICES	RESPONSES	
Physical Health, Mental Health, and Substance Abuse Treatment • Provide target youth populations with appropriate health, mental health, and substance abuse treatment that target their individual needs. Specifically, fund community-based, trauma informed behavioral health interventions and more community-based substance abuse treatment in neighborhoods with high density of youth on probation	73.53%	25
Schools/Educational Support • Fund educational advocacy and system navigation for parents/guardians. Fund an asset-based, family and community centered approach to truancy reduction that helps families address issues that limit regular school attendance. Fund community-based providers in schools to provide tutoring/academic support for youth, and educational advocacy and system navigation for youth and families. Fund intervention workers to facilitate violence prevention and safe neighborhoods. Fund access to support remote/online learning	73.53%	25
Employment/Career/Life Skills • Increase focus on job development, including career readiness and professional skillbuilding, vocational training, creative and alternative career training. Strengthen educational pathways to community college courses to promote Career Technical Educational Certifications. Providers should be able to subsidize employment for up to 6-months to increase the likelihood that employers will hire youth. Increase opportunities for vocational skill development, and align vocational training with career opportunities. Loosen the restrictions on the type of accepted employment opportunities to support internships, seasonal employment, and subsidized employment that support career pathways. Leverage and align high-risk/high-need employment with existing LA County youth employment programs, such Youth Workforce Innovations and Opportunity Act-funded Youth Source Centers. Support life skills (e.g., financial literacy, self-care, and stress management) components to employment and educational programs	38.24%	13
Socio-Emotional Support • Support community-based programs with a focus on racial equity, historical trauma, and racism. Provide programming focused on personal growth and expression, including creativity, mindfulness, and spirituality. Provide peer and adult mentoring services, particularly for young people of color. Provide gender-specific, culturally, and racially responsive services to at-risk youth. Provide LGBTQ+ specific support services for youth. Partner with schools and CBOs to provide social justice curriculum and restorative justice models in spaces serving youth to promote youth advocacy and voice. Provide CBOs discretionary funding that can be used for supplemental services to support youth and their families (e.g., incentives, household goods, field trips). Increase services that serve youth and families together, as well as those specifically for parents/caregivers. Prioritize providers who work across the continuum to provide continuity of services for youth	32.35%	11
Housing • Support housing linkage assistance for youth and families with unstable housing. Support alternative housing for youth who cannot live at home. Partner with the Los Angeles Homeless Services Authority (LAHSA) and LA County Homeless Initiative, particularly housing navigation and housing problem-solving for transitional aged youth (TAY). Establish pathways to LA County's Coordinated Entry System (CES)	26.47%	9
Parent/Caregiver Support • Fund wraparound services that include the family. System navigation and referral to basic needs providers. Fund individual and group mental health support to parents/caregivers	14.71%	5
Arts, Recreation and Well-Being • Support arts-focused programming in the areas of employment/career and socio-emotional development. Provide out-of-school time opportunities in safe spaces and access to mentors. Access to health, fitness, life skill and self-care classes and workshops. Support for cultural events, sports, and recreational activities that promote positive youth development	20.59%	7
Total Respondents: 34		

Q2 Based on what you selected in your last answer, please further describe what type of programming you feel is most in need of funding for youth in the County of Los Angeles, and/or what you feel is the greatest unmet need:Short answer, 500 character limit

Answered: 24 Skipped: 10

#	RESPONSES	DATE
1	Supporting educational initiatives for our incarcerated youth (Juveniles and older youth). This includes in school behavior health and Transition services. Housing for youth who can not be suitably placed and have no other place to go. Inpatient and out patient substance abuse.	10/2/2023 7:43 PM
2	Education support in and out of school. Job and career decision and planning. After school programs.	10/1/2023 4:48 PM
3	education helps create good job opportunities	10/1/2023 4:47 PM
4	programming that supports further education to allow youth opporutnities.	10/1/2023 7:52 AM
5	In school spportive services as well as work force exploration and opportunities and housing	9/8/2023 11:14 AM
6	I feel that youth in the County of Los Angeles who are at risk / are lacking motivation and support systems. In my experience, the youth who come to our facility do not like being at home, and speak of their parent's not caring about them at the least. I feel like they don't have people in their lives who want to see them succeed or who can show them different avenues to be successful. They do not have desires to graduate highschool, and don't believe they can ever go to college, even though California has made community college more accessible than ever. They are not receiving the information to help them to succeed from their teachers, and if they are, their day to day problems prevent them from applying it in a useful way.	8/22/2023 1:46 PM
7	All areas mentioned are important; however, our target youth have stressors and trauma that have greatly impacted their mental health and substance abuse.	8/10/2023 4:50 PM
8	Youth need free or low cost access to sports, extra curricular activities, employment training and these opportunities should be available within schools or within the local community to increase access. Youth have interests in joining programs but barriers include location, lack of transportation, high enrollment fees, space limits. Schools need improvement in tutoring, truancy and attendance support.	8/1/2023 10:18 AM
9	Afterschool programing , work incentives	7/31/2023 3:51 PM
10	The programing for mental health and substance abuse along with educational support and advocacy for youth and job resources is a great need for youth in LA county. Many youth do not have enough access to these services and the parents have limited resource to assist the youth in gaining access based on their lack of knowledge of the existing resources, advocacy skills, and the financial security to try and get the youth to these resources which are very scarce in these communities. Also, depending on where the schools and resources are located, due to past gang affiliation, some youth can not attend these services since they may become a target of other gangs and parents cannot always transport them to the services. Also, the type of jobs offered the youth need to be expanded (working with computers, culinary, machinery) where the youth would be able to make a decent living, with paid on the job training or apprenticeships. Some of these trainings should be incorporated into the local schools granting more access.	7/31/2023 11:53 AM
11	I think the programming most in need of funding is the Youth Justice Reimagined because even though the county is supposed to be committed to "care firs, and jail last" model, there's still more funding things that put jails first and care last.	7/31/2023 10:40 AM
12	A type of programming most need are programs who support the family as a whole. The reason behind of this need is because, once the child hits the adolescence stage. It's a constant battle between teen and parents. Parents needs assistance on how to approach their	7/31/2023 9:37 AM

Juvenile Justice Coordinating Council - Community Advisory Committee 2023 County of Los Angeles Youth Service Needs Assessment

teenager, On the same issue, teenagers needs to feel understand and not judge, At the adolescence stage most of them feel unwanted and judge especially for all adults, Programs that help both will help families stay strong, By creating, such support for parents and teenagers the y can have a better communication and family bounding that would prevent teenager to get in trouble.

13	if we keep kids busy they stay out of trouble. If we provide parents support, they can provide their children support, Mental health support is important as many of the children, youth and families have unresolved trauma due to many reasons which causes a domino effect,	7/28/2023 5:45 PM
14	mental health	7/27/2023 12:49 PM
15	Youth need to have the best quality education possible to become life-long learners and be able to compete in today's global economy. In order to acquire the necessary academic and social-emotional skills education needs to be funded adequately, At risk-youth need mental health services to learn healthy coping skills. Many are still impacted by the losses suffered during COVID19 shut downs, from losing a loved one, to missing out on important events such as graduation ceremonies and birthdays. Parents are still having a hard time coping with the fast-paced changes in our new "normal", therefore, we can rest assured that children and youth are still in need of support to learn how to cope with their pre-COVID and post-COVID challenges (financial, housing, access to healthcare, etc). Keeping in mind Maslow's hierarchy of needs, it is also crucial for our youth to have access to housing. Living on the streets will inevitably lead to contact with law enforcement, which impacts employment and educational opportunities (convictions exempt you from eligibility for educational grants for example, thus effectively reducing the chances of personal and professional growth).	7/26/2023 10:54 AM
16	Self esteem classes	7/25/2023 12:03 PM
17	Kids belong with their families, not in cages and not in other "suitable placement" facilities made up of paid staff who care more about a job than they do about the kids. A child should NEVER be in lock up longer because there is no where safe to house them. While our agency does not even work in housing, and it's not in our self interest, the NUMBER ONE thing we need to do is fix housing for kids. In most cases that means appropriate supports for their own family to be able to successfully keep that young person close and safe and on track. Investing in FAMILIES is the priority. And when the immediate and extended family really can't be there, then other forms of safe housing with as much supports as possible need to be created to keep our youth off of the streets and out of institutional facilities.	7/25/2023 9:59 AM
18	comprehensive approach that may involve programs such as: 1. Shelter and Housing Assistance: Establishing shelters, transitional housing, and supportive housing programs for homeless youth, 2. Outreach and Support Services: Creating outreach teams to connect with homeless youth and provide them with basic necessities, mental health services, and case management, 3. Education and Employment Programs: Offering educational support and job training to help homeless youth gain skills and secure stable employment, 4. Prevention and Early Intervention: Implementing programs to prevent homelessness among at-risk youth and intervene early to address underlying issues, 5. Family Reunification: Facilitating family reconciliation efforts when appropriate, to provide a stable environment for the youth, 6. Legal Support: Providing legal assistance to address any barriers or challenges homeless youth may face, 7. Youth-Focused Health Services: Ensuring access to healthcare, including physical and mental health services, 8. Collaboration with Community Organizations: Partnering with local nonprofits, churches, and other organizations to extend support networks for homeless youth, 9. Youth Advisory Boards: Including homeless youth in decision-making processes to better understand their needs and perspectives, 10. Public Awareness and Advocacy: Raising awareness about youth homelessness and advocating for policy changes to address the issue effectively. Remember, a multi-faceted and collaborative effort is crucial to making a meaningful impact on youth homelessness in LA.	7/24/2023 5:40 PM
19	Have the youth able to be independent individuals with a well rounded skill set to become educated (provide opportunities for assistance if needed), seek gainful employment, and have the skills necessary to pursue healthy recreational pursuits,	7/8/2023 8:24 PM
20	Equity-centered wrap-around support for youth with complex needs and their families who are systems averse,	7/6/2023 11:48 AM
21	Kids that we see in the criminal juvenile justice system are often kids that just have no oversight, Parents are not active participants in their education and daily schedules, Parents are often busy working, afraid to discipline, missing in action, and or have their own mental	7/5/2023 2:59 PM

Juvenile Justice Coordinating Council - Community Advisory Committee 2023 County of Los Angeles Youth Service Needs Assessment

health and or substance abuse issues, Kids are left to their own devices with no guidance and no direction, Funding after school programming in the schools would make a huge difference to keep kids out of trouble, This could be sports, arts related, technology related, etc, Anything that gets kids involved in something other than standard schooling with zero extracurriculars. After school programming helps keeps kids too busy to get into trouble.

22	In my experience with the juvenile system, students have a serious lack of support when it comes to their overall wellbeing. I have heard about a rampancy of drugs behind the walls. I also believe a forward-looking, aspirational yet realistic model would serve the students, so they can best prepare for getting out and staying out,	7/5/2023 11:34 AM
23	mental health, education, and vocational training	7/5/2023 11:06 AM
24	Youth lack K-12 support. Need to help fill that gap	7/2/2023 2:43 PM

Q3 Are there existing programs or services in the community already providing this programming that could be further supported or expanded? If so, please describe, including the name of the program, organization, and/or area covered by the program: Short answer, 500 character limit

Answered: 20 Skipped: 14

#	RESPONSES	DATE
1	Transition services and Behavior support Counselors	10/2/2023 7:44 PM
2	I really liked talking with the probation officer at my school and he helped me a lot. I wish he could come back.	10/1/2023 4:49 PM
3	programs are needed that include chances to know options about education and trade schools,	10/1/2023 4:48 PM
4	any programming that includes tutoring, or allowing youth to be exposed to colleges and	10/1/2023 7:53 AM
5	Shields for Families, Brotherhood Crusade,	8/10/2023 4:51 PM
6	Students Run LA, Play LA, Inner City Arts,	8/1/2023 10:22 AM
7	There are a few but they are generally limited in scope such as offering construction, work at Parks, etc. such as -PV jobs and America's Job Center- Youth at Work. They sometimes focus on youth that have dropped out of school and offers summer jobs but we need more to work with youth that are still attending school and can work a few hours after school each day and on weekends.	7/31/2023 12:02 PM
8	The Los Angeles Youth Uprising is an anti-recidivism coalition that pushes for systemic change at the highest departmental level with the hope of moving LA county away from a system that punishes and incarcerates young people to a model that is committed to healing.	7/31/2023 10:46 AM
9	Yes, there are some programs that are doing those types of services. However, it should be supported more. The program MST is a multi systematic that give therapy to the parent with the purpose to give support to the parents,	7/31/2023 10:33 AM
10	None, that I can think of at this time. limited programs are available for older teens during the evenings/weekends, Summer & Winter breaks.	7/28/2023 5:46 PM
11	School Districts have existing mental health services and case management services in need of support and expanded collaborative networks. Some of the health and human services staff, and support staff (such as Pupil Services and Attendance, Psychiatric Social Workers, School-based clinics, Wellness Centers, and academic counselors) at school sites are already reaching out to and working with at-risk youth to alleviate some of the challenges keeping students and their caregivers in the bottom level of Maslow's hierarchy (basic needs, housing, food, healthcare, education). Local healthcare providers need training to identify at-risk youth and to learn about local resources and how to connect youth and caregivers to resources to support their needs.	7/26/2023 1:54 PM
12	Unsure	7/25/2023 12:03 PM
13	I'm not sure...what does the research say about programs like Boys Town? Are they getting positive behavior changes and keeping kids safe? There are so many bad group homes that just call police on kids constantly. We need safe and supportive housing.	7/25/2023 10:00 AM
14	1. Transitional Housing Programs: Strengthening and expanding transitional housing options for homeless youth, providing a safe environment while they work towards long-term stability. 2. Wraparound Support Services: Bolstering support services that offer comprehensive assistance, including mental health counseling, substance abuse treatment, and life skills training. 3. Employment Training and Internship Opportunities: Increasing access to job training programs and partnering with local businesses to provide internships and job opportunities for homeless youth. 4. Education Support Programs: Expanding educational	7/24/2023 5:41 PM

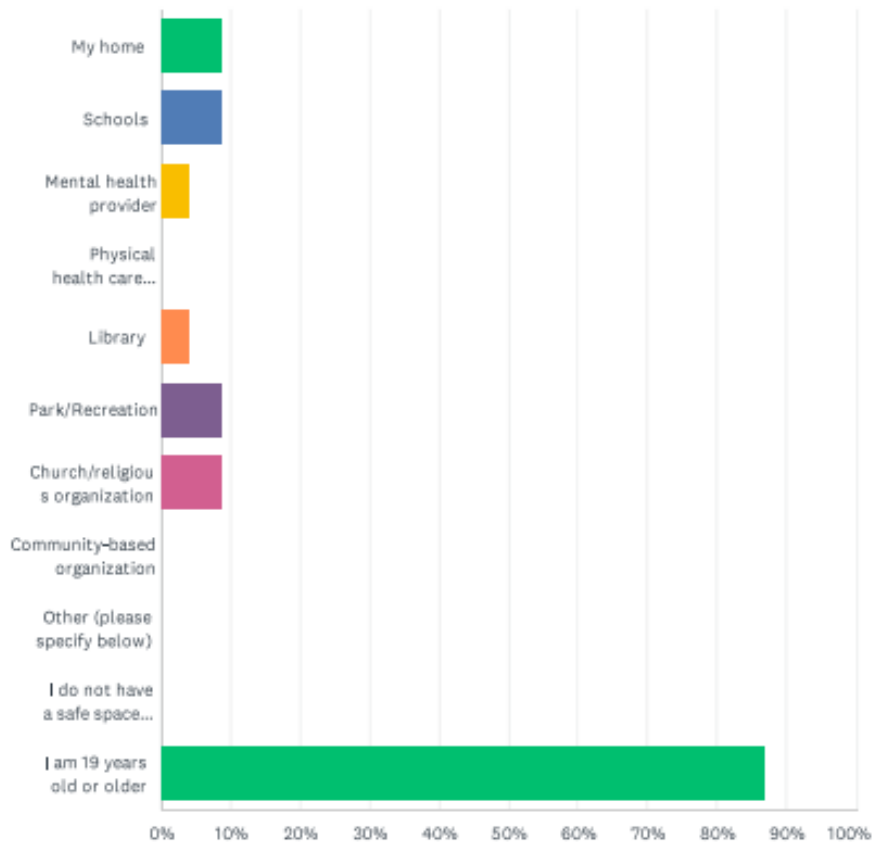
Juvenile Justice Coordinating Council - Community Advisory Committee 2023 County of Los Angeles Youth Service Needs Assessment

support services, such as tutoring, scholarships, and resources to help homeless youth stay in school and pursue higher education, 5, Homeless Prevention Programs: Investing in prevention efforts that identify at-risk youth early and provide them with resources and support to prevent homelessness, 6, Housing Voucher Programs: Increasing the availability of housing vouchers to help homeless youth secure stable housing in the private rental market, 7, Mobile Outreach Teams: Strengthening mobile outreach teams to reach more homeless youth on the streets and connect them with services, 8, LGBTQ+ Youth-Specific Support: Tailoring programs to address the unique challenges faced by LGBTQ+ homeless youth, including safe spaces and specialized services, 9, Foster Care and Juvenile Justice System Support: Improving coordination between the foster care and juvenile justice systems to prevent youth from falling into homelessness upon leaving these systems, 10, Data and Research: Investing in data collection and research to better understand the factors contributing to youth homelessness and to inform evidence-based solutions, By reinforcing and expanding these programs, LA can make progress in addressing the root causes of youth homelessness and providing necessary support to vulnerable young individuals in the community.

15	Yes, the Job Center of America assists youth with employment, Perhaps provide them with more training on what to expect with a job so they are better prepared.	7/8/2023 8:25 PM
16	Only one.	7/6/2023 11:49 AM
17	Many schools throughout LAUSD offer after school programming that keep kids busy and off the streets in the afternoons, such as: Orchestra, theater programming, dance, cheer, computer coding classes, cooking classes, chess, etc.	7/5/2023 3:01 PM
18	I am unaware of any programs that serve the youth in the ways I believe they are best needing to be served, Our program, The Advot Project, provides artistic, social, emotional support for the students, We are currently serving in the halls and camps.	7/5/2023 11:38 AM
19	Yes, more free afterschool programs, such as the ones provided by SBCC and El Santo Nino Community Center	7/5/2023 11:07 AM
20	Need more	7/2/2023 2:43 PM

Q4 If you are under 19 years old, where do you feel most safe and comfortable receiving services? Choose all that apply

Answered: 23 Skipped: 11



Juvenile Justice Coordinating Council - Community Advisory Committee 2023 County of Los Angeles Youth Service Needs Assessment

ANSWER CHOICES		RESPONSES
My home	8.70%	2
Schools	8.70%	2
Mental health provider	4.35%	1
Physical health care provider	0.00%	0
Library	4.35%	1
Park/Recreation	8.70%	2
Church/religious organization	8.70%	2
Community-based organization	0.00%	0
Other (please specify below)	0.00%	0
I do not have a safe space to access services	0.00%	0
I am 19 years old or older	86.96%	20
Total Respondents: 23		
#	OTHER (PLEASE SPECIFY)	DATE
	There are no responses.	

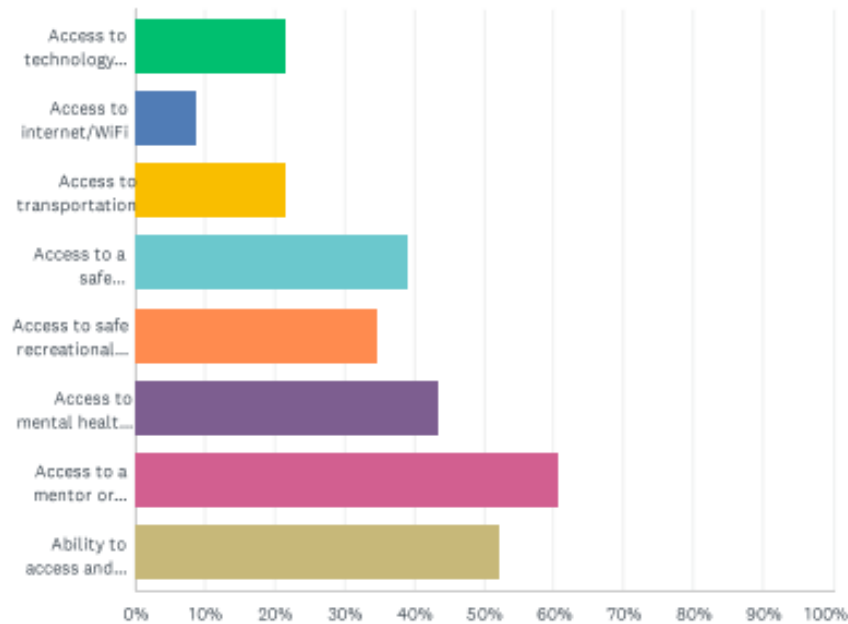
Q5 You said that you feel most safe and comfortable receiving services in a community-based organization, please specify.

Answered: 0 Skipped: 34

#	RESPONSES	DATE
	There are no responses.	

Q6 What are the greatest obstacles or barriers for youth in the County of Los Angeles? Choose up to 3.

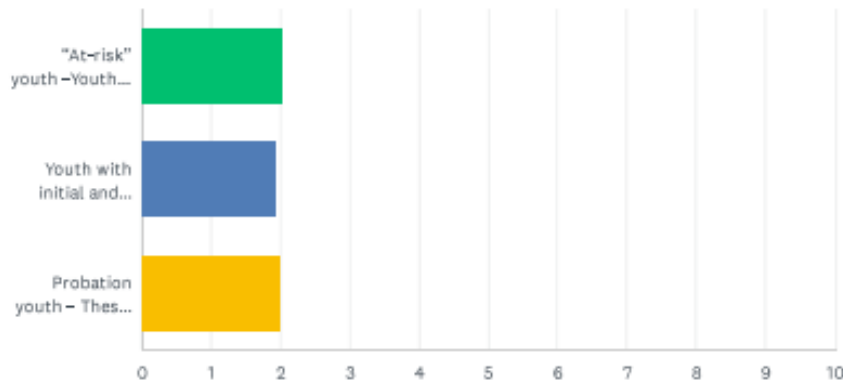
Answered: 23 Skipped: 11



ANSWER CHOICES	RESPONSES	
Access to technology (e.g. computer or phone)	21.74%	5
Access to internet/WiFi	8.70%	2
Access to transportation	21.74%	5
Access to a safe educational space to learn and do homework	39.13%	9
Access to safe recreational spaces	34.78%	8
Access to mental health services	43.48%	10
Access to a mentor or caring adult	60.87%	14
Ability to access and navigate government and community-based services	52.17%	12
Total Respondents: 23		

Q7 Which category of youth do you feel are in most need of services?
Please rank the categories below by which group of youth you feel is most in need of the services. 1=highest need, 2=second highest need, 3=third highest need Expanded definitions of these categories can be found on pages 19-20 of the CMJJP.

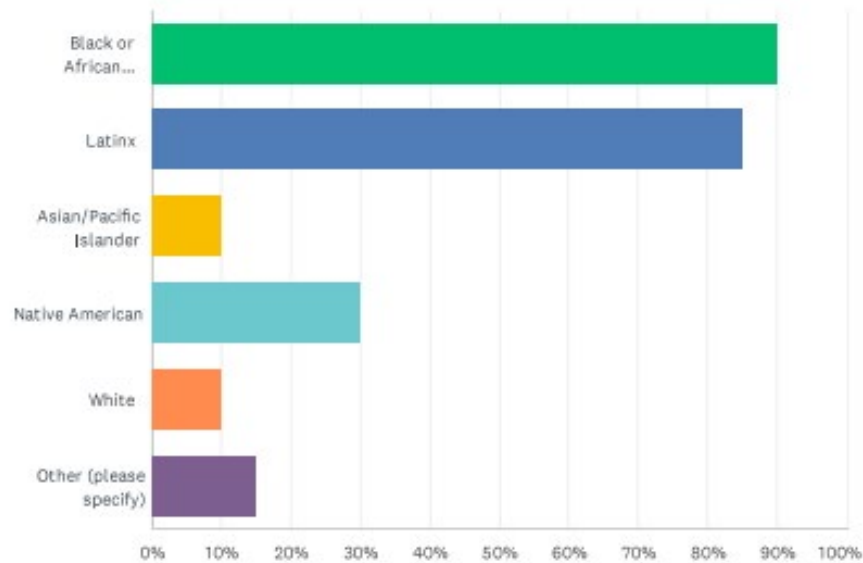
Answered: 22 Skipped: 12



	1	2	3	TOTAL	SCORE
"At-risk" youth—Youth who have not yet had contact with the juvenile justice-system but who face an array of internal and/or external circumstances which make it likely they will have future contact with the system. Primary prevention programming.	31.82% 7	40.91% 9	27.27% 6	22	2.05
Youth with initial and early contacts with law enforcement — Youth who have had initial and early contacts with law enforcement, These youth need greater upfront support, such as services accessed through pre-arrest diversion programs, Focused prevention programming.	27.27% 6	40.91% 9	31.82% 7	22	1.95
Probation youth — These youth have been sentenced to community supervision or detention in a juvenile hall or camp. Intervention programming.	40.91% 9	18.18% 4	40.91% 9	22	2.00

Q8 Racial/Ethnic Identities:

Answered: 20 Skipped: 14



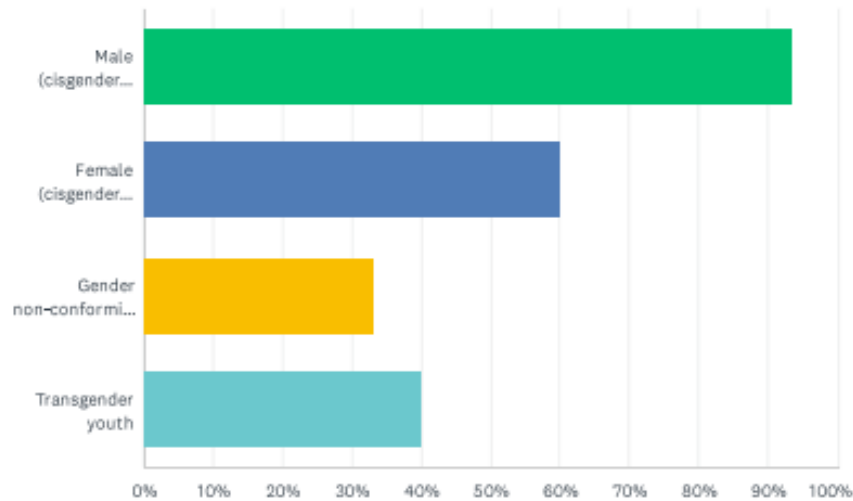
ANSWER CHOICES	RESPONSES	
Black or African American	90.00%	18
Latinx	85.00%	17
Asian/Pacific Islander	10.00%	2
Native American	30.00%	6
White	10.00%	2
Other (please specify)	15.00%	3
Total Respondents: 20		

#	OTHER (PLEASE SPECIFY)	DATE
1	we shold all have the same care	10/1/2023 4:52 PM
2	Any & all youth	7/8/2023 8:28 PM
3	All the unrecognized ethnicities and biracial/bicultural youth	7/6/2023 12:00 PM

Juvenile Justice Coordinating Council - Community Advisory Committee 2023 County of Los Angeles Youth Service Needs Assessment

Q9 Gender:

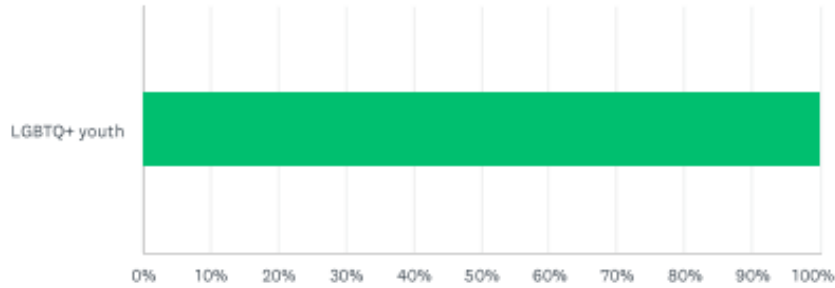
Answered: 15 Skipped: 19



ANSWER CHOICES	RESPONSES	
Male (cisgender male)	93.33%	14
Female (cisgender female)	60.00%	9
Gender non-conforming and/or two-spirit	33.33%	5
Transgender youth	40.00%	6
Total Respondents: 15		

Q10 Sexual Orientation:

Answered: 8 Skipped: 26

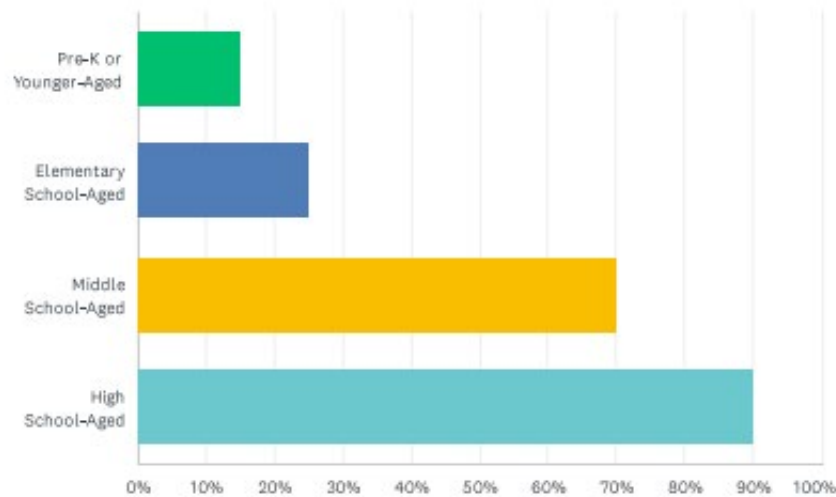


ANSWER CHOICES	RESPONSES
LGBTQ+ youth	100.00% 8
Total Respondents: 8	

Juvenile Justice Coordinating Council - Community Advisory Committee 2023 County of Los Angeles Youth Service Needs Assessment

Q11 Age Groups:

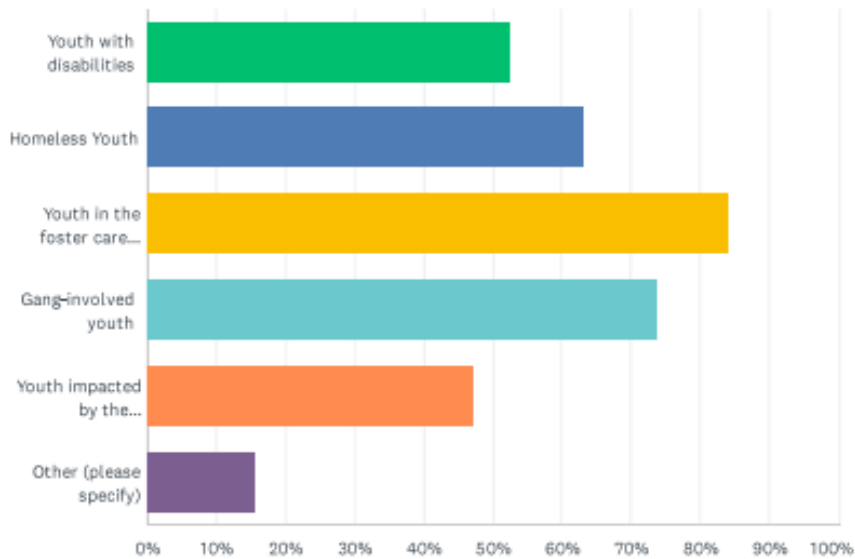
Answered: 20 Skipped: 14



ANSWER CHOICES	RESPONSES	
Pre-K or Younger-Aged	15.00%	3
Elementary School-Aged	25.00%	5
Middle School-Aged	70.00%	14
High School-Aged	90.00%	18
Total Respondents: 20		

Q12 Additional challenges:

Answered: 19 Skipped: 15



ANSWER CHOICES	RESPONSES	
Youth with disabilities	52.63%	10
Homeless Youth	63.16%	12
Youth in the foster care system	84.21%	16
Gang-involved youth	73.68%	14
Youth impacted by the immigration system	47.37%	9
Other (please specify)	15.79%	3
Total Respondents: 19		

#	OTHER (PLEASE SPECIFY)	DATE
1	all of us	10/1/2023 4:52 PM
2	Recent arrivals from other countries.	7/26/2023 1:57 PM
3	Youth whose families have had DCFS referrals but are not receiving services	7/6/2023 12:00 PM

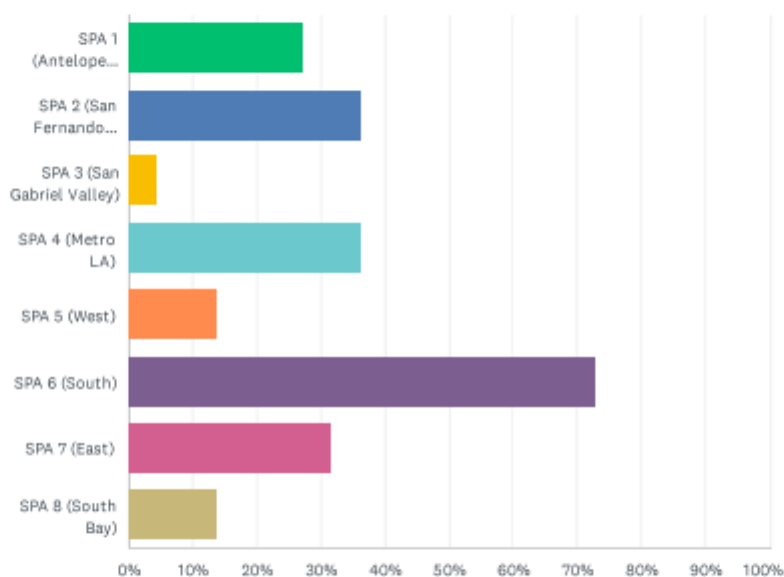
Q13 Would you like to further clarify what group you feel is most in need of the services listed above? Short answer, 300 character limit

Answered: 9 Skipped: 25

#	RESPONSES	DATE
1	any one having trouble in school	10/1/2023 4:52 PM
2	Homeless youth	8/10/2023 4:55 PM
3	Youth whose parents are not willing to support them due to severity of behaviors and want social systems to take over which would include gang involved youth and in the foster care system,	8/1/2023 10:27 AM
4	The gang involved youth and the youth with disabilities appear to be the youth that are most often overlooked for services due to fear and or stereo-types of the providers	7/31/2023 12:16 PM
5	Lack love	7/25/2023 12:05 PM
6	To be clear, services should be community based and directly serving those that would otherwise be at highest risk of being locked up, so we can get them help without their having to touch the justice system,	7/25/2023 10:03 AM
7	The health and welfare of our children is a clear indication of our society and its goals,	7/24/2023 5:44 PM
8	Youth with "special health care needs" inclusive of youth experiencing emotional, mental health, physical, and developmental disabilities in all demographic categories.	7/6/2023 12:00 PM
9	No	7/5/2023 11:40 AM

Q14 Which geographic area, as defined by county Service Planning Areas (SPAs), do you feel is in highest need of this programming or services? The County of Los Angeles is divided into 8 geographic regions called Service Planning Areas, or SPAs. These distinct regions allow the Department of Public Health to develop and provide more relevant public health and clinical services targeted to the specific health needs of the residents in these different areas. More specifics on each SPA. Limit to three.

Answered: 22 Skipped: 12



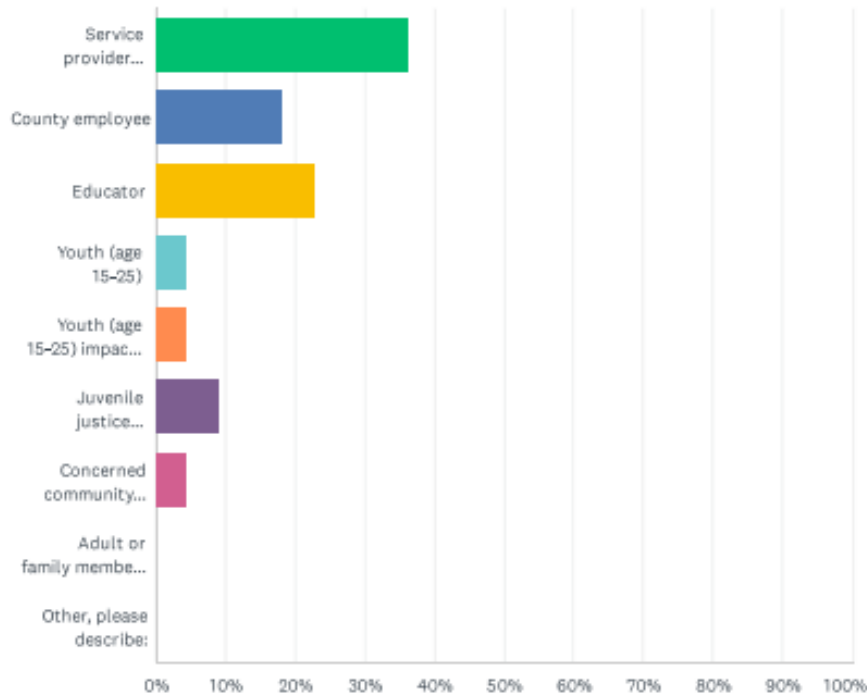
Juvenile Justice Coordinating Council - Community Advisory Committee 2023 County of Los Angeles Youth Service Needs Assessment

ANSWER CHOICES	RESPONSES	
SPA 1 (Antelope Valley)	27.27%	6
SPA 2 (San Fernando Valley)	36.36%	8
SPA 3 (San Gabriel Valley)	4.55%	1
SPA 4 (Metro LA)	36.36%	8
SPA 5 (West)	13.64%	3
SPA 6 (South)	72.73%	16
SPA 7 (East)	31.82%	7
SPA 8 (South Bay)	13.64%	3
Total Respondents: 22		

Juvenile Justice Coordinating Council - Community Advisory Committee 2023 County of Los Angeles Youth Service Needs Assessment

Q15 What best describes you? What best describes you?

Answered: 22 Skipped: 12



ANSWER CHOICES		RESPONSES	
Service provider working directly with youth		36.36%	8
County employee		18.18%	4
Educator		22.73%	5
Youth (age 15-25)		4.55%	1
Youth (age 15-25) impacted by the justice system		4.55%	1
Juvenile justice advocate		9.09%	2
Concerned community member		4.55%	1
Adult or family member impacted by the justice system		0.00%	0
Other, please describe:		0.00%	0
TOTAL			22

#	OTHER, PLEASE DESCRIBE:	DATE
	There are no responses.	

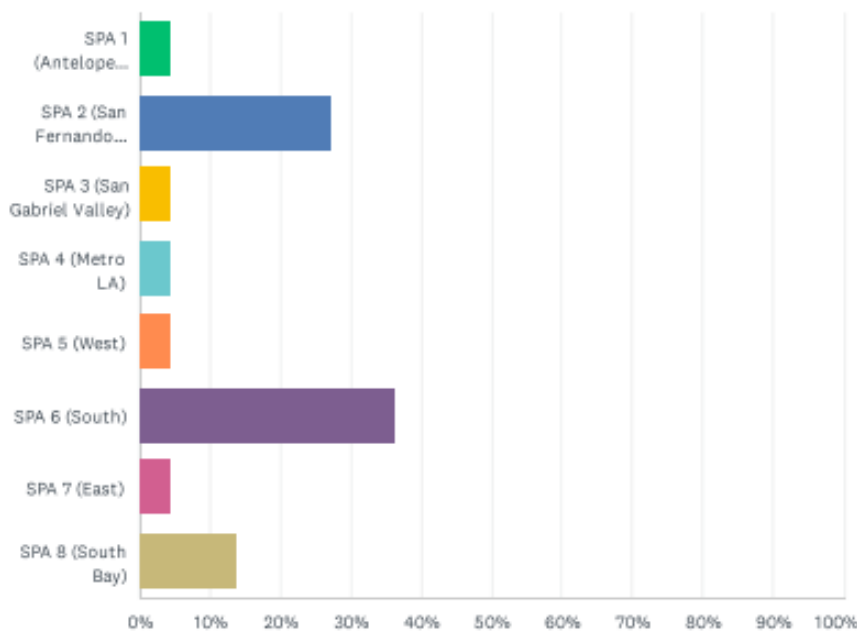
Q16 If applicable, please name the agency, department or organization that you work with, or please briefly describe it:Short answer, 300 character limit If applicable, please name the agency, department or organization that you work with, or please briefly describe it:

Answered: 13 Skipped: 21

#	RESPONSES	DATE
1	I liked working with the probation officer that was at my school.	10/1/2023 4:52 PM
2	Shields for Families	8/10/2023 4:57 PM
3	Shields for Families - Behavioral Health - Family Services : The family services program provides two evidence-based programs to youth who are referred by DCFS, schools, and probation. These EBP's are MST and FFT.	8/1/2023 10:31 AM
4	A community based organization working with in the SPA 6 area of Los Angeles County. My agency provides behavioral health services for families with at-risk and probation youth.	7/31/2023 12:22 PM
5	Shield for Families, Multisystemic therapy program,	7/31/2023 10:52 AM
6	I currently work for Shields for families. In the department of BHT in the programs of MST.	7/31/2023 10:41 AM
7	Shields for Families, Inc - we provide so many services to the community: adult mental health services, children mental health services, substance abuse counseling, case management, psychiatric etc the list goes on and on	7/28/2023 5:50 PM
8	School District	7/26/2023 1:58 PM
9	Dpss	7/25/2023 12:06 PM
10	Chris Baker The Advot Project Visionary Trainer	7/24/2023 5:45 PM
11	LA County Parks & Recreation	7/8/2023 8:29 PM
12	LA County Public Defender	7/5/2023 3:08 PM
13	The Advot Project creates possibility by using art-based curriculums to teach communication and relationship skills. Empowering participants to find their voice and use it. Through our work, we will empower a generation of youth who knows their voices matter and that they are worthy to create equality and equity, that will change the systems that affect them,	7/5/2023 11:41 AM

Q17 What Service Planning Area (SPA) do you live in? The County of Los Angeles is divided into 8 geographic regions called Service Planning Areas, or SPAs. These distinct regions allow the Department of Public Health to develop and provide more relevant public health and clinical services targeted to the specific health needs of the residents in these different areas. More specifics on each SPA.

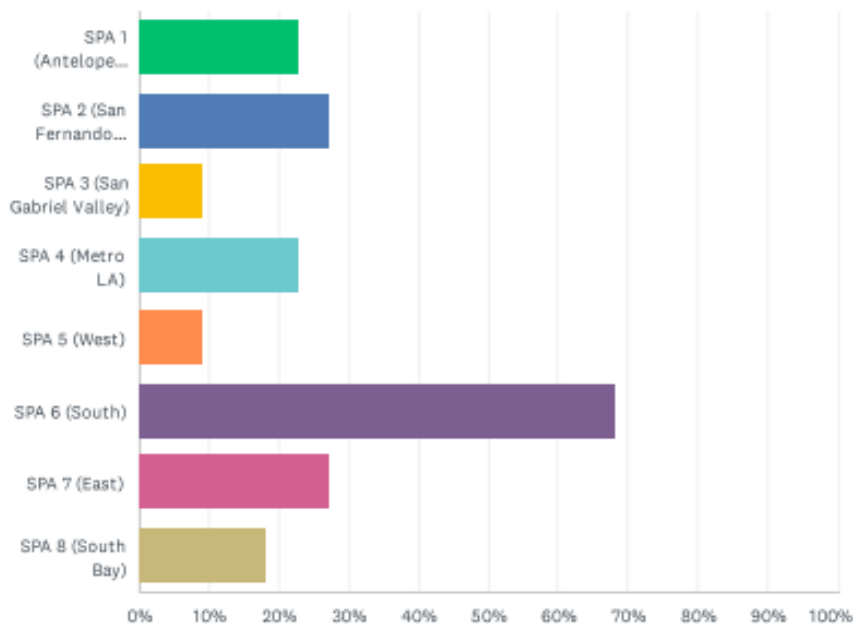
Answered: 22 Skipped: 12



ANSWER CHOICES	RESPONSES	
SPA 1 (Antelope Valley)	4,55%	1
SPA 2 (San Fernando Valley)	27,27%	6
SPA 3 (San Gabriel Valley)	4,55%	1
SPA 4 (Metro LA)	4,55%	1
SPA 5 (West)	4,55%	1
SPA 6 (South)	36,36%	8
SPA 7 (East)	4,55%	1
SPA 8 (South Bay)	13,64%	3
TOTAL		22

Q18 What Service Planning Area (SPA) do you work in? The County of Los Angeles is divided into 8 geographic regions called Service Planning Areas, or SPAs. These distinct regions allow the Department of Public Health to develop and provide more relevant public health and clinical services targeted to the specific health needs of the residents in these different areas. More specifics on each SPA. Select all that apply.

Answered: 22 Skipped: 12



ANSWER CHOICES	RESPONSES	
SPA 1 (Antelope Valley)	22.73%	5
SPA 2 (San Fernando Valley)	27.27%	6
SPA 3 (San Gabriel Valley)	9.09%	2
SPA 4 (Metro LA)	22.73%	5
SPA 5 (West)	9.09%	2
SPA 6 (South)	68.18%	15
SPA 7 (East)	27.27%	6
SPA 8 (South Bay)	18.18%	4
Total Respondents: 22		

Q19 Is there anything else you would like us to know about yourself or the project or program you have described?Short answer, 500 character limit
Is there anything else you would like us to know about yourself or the project or program you have described?

Answered: 7 Skipped: 27

#	RESPONSES	DATE
1	No.	8/10/2023 4:58 PM
2	I live, work, and serve people within my community. I see the need for sports, extra curricular activities, tutoring, transportation, arts and crafts, etc. that can serve as protective factors to outweigh the violence and crime (risk factors) in the community.	8/1/2023 10:34 AM
3	no	7/31/2023 12:26 PM
4	This survey should be extended to faith-based leaders and parent grassroots groups in LA County.	7/26/2023 1:59 PM
5	Willing to help	7/25/2023 12:06 PM
6	Nope	7/24/2023 5:46 PM
7	No	7/5/2023 11:41 AM

Juvenile Justice Coordinating Council - Community Advisory Committee 2023 County of Los Angeles Youth Service Needs Assessment

Q20 If you would like us to have the ability to contact you with any additional questions, please provide your name, email, and phone number below: Short answer, 300 character limit

Answered: 7 Skipped: 27

#	RESPONSES	DATE
1	Deborah Robinson drobinson@shieldsforfamilies.org 310-422-9080	8/10/2023 4:59 PM
2	No, thank you.	8/1/2023 10:34 AM
3	Erika Rizo erizo@shieldsforfamilies.org 3235583609	7/31/2023 10:43 AM
4	323-243-0268	7/26/2023 1:59 PM
5	Ms. K. Miles Kellyemiles@dpss.lacounty.gov 3237886202	7/25/2023 12:08 PM
6	Chris@theadvotproject.org	7/24/2023 5:47 PM
7	Annie Kee annie@theadvotproject.org	7/5/2023 11:41 AM

APPENDIX H

HISTORICAL REFERENCE OF THE CMJJP (2001-2023-24)

In November 2018 a community representative and a FUSE Executive Fellow were selected to co-lead the Taskforce. The Taskforce was charged to update and revise a FY 2019-20 CMJJP and to make recommendations as to the spending of FY 2019-20 JJCPA funds. The updated FY 2019-20 CMJJP included a formalized, ongoing planning process to annually redesign the CMJJP and to develop a revised spending plan based on the Resource Development Associates, Inc. evaluation, general research, and other relevant information about the County's population needs, and available youth services and funding resources.⁸

The Taskforce met more than 13 times from March 2018-April 2019 to develop a revised FY 2019-20 CMJJP⁹ based on a philosophy of partnership between diverse public agencies and community-based organizations to promote positive youth development and prevent youth delinquency through shared responsibility, collaboration, and coordinated action. The FY 2019-20 CMJJP served as a theoretical and practical foundation on which programs and services are selected, implemented, and evaluated to maximize benefit to the youth population served.¹⁰ Of particular interest to the Taskforce was finding meaningful ways to fund community-based organizations in areas and service categories with the highest needs in the most time efficient way possible while also empowering community-based organizations that had not previously been party to a County contract.

On March 18, 2019, the Taskforce submitted the FY 2019-20 CMJJP to the JJCC for approval. The JJCC unanimously approved the updated FY 2019-20 CMJJP. A March 26, 2019 Board motion praised the FY 2019-20 CMJJP as "data-driven" and stated that it "creates the foundation for improved JJCPA allocation for years to come that can serve to enhance youth development and delinquency prevention Countywide."¹¹ The March 26, 2019 Board motion also required that the JJCC, to the best of its ability, adopt a FY 2019-20 JJCPA fiscal allocation that was aligned to the FY 2019-20 CMJJP.

On April 5, 2019 the Taskforce finalized the FY 2019-2020 fiscal allocation, which allocated \$68.9 million in JJCPA funds to provide services to more than 25,000 justice-involved and at-risk youth. The spending plan also passed as much as 75-80% of the funding to community-based organizations, reversed from previous spending plans where funds were 67%+ spent by governmental agencies. The FY 2019-2020 fiscal allocation was approved by the JJCC on April 15, 2019 and then by the Board on April 30, 2019.

In November 2018 a community representative and a FUSE Executive Fellow were selected to co-lead the Taskforce. The Taskforce was charged to update and revise a FY 2019-20 CMJJP and to make recommendations as to the spending of FY 2019-20 JJCPA funds. The updated FY 2019-20 CMJJP included a formalized, ongoing planning process to annually redesign the CMJJP and to develop a revised spending plan based on the Resource Development Associates, Inc. evaluation, general research, and other relevant information about the County's population needs, and available youth services and funding resources.⁸

The Taskforce met more than 13 times from March 2018-April 2019 to develop a revised FY 2024-2025 County of Los Angeles CMJJP

2019-20 CMJJP⁹ based on a philosophy of partnership between diverse public agencies and community-based organizations to promote positive youth development and prevent youth delinquency through shared responsibility, collaboration, and coordinated action. The FY 2019-20 CMJJP served as a theoretical and practical foundation on which programs and services are selected, implemented, and evaluated to maximize benefit to the youth population served.¹⁰ Of particular interest to the Taskforce was finding meaningful ways to fund community-based organizations in areas and service categories with the highest needs in the most time efficient way possible while also empowering community-based organizations that had not previously been party to a County contract.

On March 18, 2019, the Taskforce submitted the FY 2019-20 CMJJP to the JJCC for approval. The JJCC unanimously approved the updated FY 2019-20 CMJJP. A March 26, 2019 Board motion praised the FY 2019-20 CMJJP as “data-driven” and stated that it “creates the foundation for improved JJCPA allocation for years to come that can serve to enhance youth development and delinquency prevention Countywide.”¹¹ The March 26, 2019 Board motion also required that the JJCC, to the best of its ability, adopt a FY 2019-20 JJCPA fiscal allocation that was aligned to the FY 2019-20 CMJJP.

On April 5, 2019 the Taskforce finalized the FY 2019-2020 fiscal allocation, which allocated \$68.9 million in JJCPA funds to provide services to more than 25,000 justice-involved and at-risk youth. The spending plan also passed as much as 75-80% of the funding to community-based organizations, reversed from previous spending plans where funds were 67%+ spent by governmental agencies. The FY 2019-2020 fiscal allocation was approved by the JJCC on April 15, 2019 and then by the Board on April 30, 2019.

In accordance with the FY 2019-20 CMJJP, on December 10, 2019, the JJCC appointed an ad hoc subcommittee to update and revise the FY 2020-21 CMJJP and to make recommendations as to the spending of FY 2020-21 JJCPA funds (FY 2020-21 CMJJP Subcommittee). The FY 2020-21 CMJJP Subcommittee met in the months of December 2019-February 2020 and delivered its final report, the FY 2020-21 CMJJP, and the FY 2020-21 JJCPA funding allocation at the JJCC meeting on February 7, 2020. The JJCC unanimously approved the FY 2020-21 CMJJP.

⁸ In 2017, Resource Development Associates was contracted by the Los Angeles Probation Department to conduct a more comprehensive evaluation of JJCPA than has been attempted in the County since the funding was created.

Their three reports -- Juvenile Justice Crime Prevention Act Landscape Analysis Report, Juvenile Justice Crime Prevention Act Gap Analysis Report and Juvenile Justice Crime Prevention Act Program Effectiveness Report -- are based on quantitative data and qualitative research conducted over the course of approximately one year.

⁹ Full Title: “County of Los Angeles Comprehensive Multi-Agency Juvenile Justice Plan and Annual Juvenile Justice Crime Prevention Act Budget 2019-2020: A Youth Development Mission, Continuum, and Funding Strategy”

¹⁰ *Ibid.*, p.9.

¹¹ Motion by Supervisors Janice Hahn and Mark Ridley-Thomas: “Supporting a Revamped Comprehensive Multi-Agency Juvenile Justice Plan and Improved JJCPA Grant Administration”

In accordance with the FY 2020-21 CMJJP, on August 26, 2021, the JJCC adopted a Resolution to create the JJCC-CMJJP Ad-Hoc Subcommittee to update and revise the FY 2022-23 CMJJP and to make recommendations as to the spending of FY 22-23 JJCPA Funds (FY 2022-23 CMJJP Ad-Hoc Subcommittee). The FY 2022-23 JJCC-CMJJP Ad-Hoc Subcommittee met in the months of September 2021 through November 2021. The Co-Chairs delivered the final report, the FY 2022-23 CMJJP, and the FY 2022-23 JJCPA funding allocation recommendations at the JJCC meeting on January 19, 2021. The JJCC approved the FY 2022-23 CMJJJP.

In accordance with the FY 2022-23 CMJJP, on February 2, 2022, the JJCC adopted a Resolution to create the JJCC-CMJJP Ad-Hoc Subcommittee to update and revise the FY 2023-24 CMJJP and to make recommendations as to the spending of FY 2023-24 JJCPA Funds (FY 2023-24 JJCC-CMJJP Ad-Hoc Subcommittee). The FY 2023-24 JJCC-CMJJP Ad-Hoc Subcommittee began a bifurcated process of meeting in the Spring and Fall to provide additional time to complete the revision of the draft CMJJP. The FY 2023-24 JJCC-CMJJP Ad-Hoc Subcommittee met in the months March through May 2022, and September through November 2022. The Co-Chairs delivered the final report, the FY 2023-24 CMJJP, and the FY 2023-24 JJCPA funding allocation recommendations at the JJCC meeting on February 3, 2022. The JJCC approved the FY 2023-24 CMJJP.

In accordance with the FY 2023-24 CMJJP, on January 19, 2023, the JJCC adopted a Resolution to create the JJCC-CMJJP Ad-Hoc Subcommittee to update and revise the FY 2024-24 CMJJP and to make recommendations as to the spending of FY 2024-25 JJCPA Funds (FY 2024-25 JJCC-CMJJP Ad-Hoc Subcommittee). The FY 2024-25 JJCC-CMJJP Ad-Hoc Subcommittee continued with the bifurcated process of meeting in the Spring and Fall to provide additional time to complete the revision of the draft CMJJP. The FY 2024-25JJCC-CMJJP Ad-Hoc Subcommittee met in the months March through May 2023, and September through November 2023. The Co-Chairs were due to present their final report, The FY 2024-25 CMJJP, and the FY 2024-25 JJCPA Funding allocation recommendations at the JJCC meeting scheduled for December 6, 2023.

JJCC-JJCPA: FY 2024-25 Funding Requests by Service Strategy Categories - DRAFT																													
Agenda Item No.	Administrator	Program/Project	FY 2024-25 Categories	A	B	C	D (B + C)	E	F (D + E)	G	H (F - G)	I	J	K (H + I + J)	L	M	N	O (M + N)	P	Q	R (P + Q)	S (H + J + R)	T	U	V	W	X		
				FY 2022-23	FY 2023-24								FY 2024-25												CMJJP FY 2024-25 ALLOCATION BY STRATEGIES				
				Total Expenditures	Base Fund Allocation	One-Time Growth Fund Allocation	Base and One-Time Growth Fund Allocation	Carryover Balance as of 9/30/2023	Total Base, One-Time Growth and Carryover Balance as of 9/30/2023	Estimated Expenditures (as of 11/2023)	Estimated Carryover to FY 2024-25	Funding Requests	Return of Carryover Funding	Possible Funding (Incls Estimated Carryover and Funding Request Less Return)	% Funding Designated for CBOs	Base Amount Funding Designated for CBOs	Growth Amount Funding Designated for CBOs	Amount of Funding Designated for CBOs	Recommended Base Funding	Recommended One-Time Growth Funding	Recommended Base and One-Time Growth Funding	Recommended Funding (Incls Estimated Carryover/ Estimated Expenditures)	Primary Prevention	Focused Prevention/ Early Intervention	Intervention	Capacity Building	JJCPA Evaluation and Infrastructure		
1	Chief Executive Office (LAC)	SEED School	Prevention Focused Prevention/Early Intervention	\$ 594,290.00	\$ 1,000,000.00		\$ 1,000,000.00	\$ 1,405,710.00	\$ 2,405,710.00		\$ 2,405,710.00	\$ 1,000,000.00		\$ 3,405,710.00	N/A	\$ -	\$ -	\$ -	\$ 1,000,000.00		\$ 1,000,000.00	\$ 3,405,710.00	\$ 333,400.00	\$ 333,300.00	\$ 333,300.00				
2	Executive Office of the Board (LAC)	Youth Commission	Primary Prevention	205,868.00	260,000.00		260,000.00	434,273.00	694,273.00		694,273.00	260,000.00		954,273.00	N/A	-	-	-	260,000.00		260,000.00	954,273.00					260,000.00		
3	Probation (LAC)	JJCPA Evaluator (Total 5 Years)	JJCPA Evaluation and Infrastructure	414,573.00	385,915.00		385,915.00	68,801.00	454,716.00	310,708.50	144,007.50	400,000.00		544,007.50	N/A	-	-	-	400,000.00	50,000.00	450,000.00	594,007.50					400,000.00		
4	DYD (LAC)	JJCPA Evaluator- At Promise Youth (Total 5 Years)	JJCPA Evaluation and Infrastructure									400,000.00		400,000.00	N/A	-	-	-	400,000.00	50,000.00	450,000.00	450,000.00					400,000.00		
			Subtotal Requested	\$ 1,214,731.00	\$ 1,645,915.00	\$ -	\$ 1,645,915.00	\$ 1,908,784.00	\$ 3,554,699.00	\$ 310,708.50	\$ 3,243,990.50	\$ 2,060,000.00		\$ 5,303,990.50					\$ 2,060,000.00	\$ 100,000.00	\$ 2,160,000.00	\$ 5,403,990.50	\$ 333,400.00	\$ 333,300.00	\$ 333,300.00	\$ -	\$ 1,060,000.00		
			Subtotal % by Service Category																			15%	15%	15%	0%	49%			
5	Arts and Culture (LAC)	Arts in Communities	Primary Prevention (65.5%), Focused Prevention/Early Intervention (34.5%), Capacity Building of CBOs (0)	1,961,150.00	753,806.25	2,261,418.75	3,015,225.00	3,417,051.00	6,432,276.00	6,250,276.00	182,000.00	4,165,000.00		4,347,000.00	85%	460,062.50	3,080,187.50	3,540,250.00	541,250.00	3,623,750.00	4,165,000.00	4,347,000.00	2,728,075.00	1,436,925.00					
6	Arts and Culture (LAC)	Arts in Institutions	Intervention (100%), Capacity Building of CBOs (0)	1,707,316.00	575,000.00	1,725,000.00	2,300,000.00	59,569.00	2,359,569.00	2,359,569.00	-	5,007,000.00		5,007,000.00	85%	638,987.50	3,616,962.50	4,255,950.00	751,750.00	4,255,250.00	5,007,000.00	5,007,000.00			5,007,000.00				
7	Beaches and Harbor (LAC)	Water Awareness Training Education Recreation (WATER)	Primary Prevention (34%), Focused Prevention/Early Intervention (48%), Intervention (18%)	41,478.00		404,704.08	404,704.08	389,942.00	794,646.08	400,000.00	394,646.08	440,666.88		835,312.96	0%	-	-	-		110,166.72	110,166.72	504,812.80	37,456.68	52,880.03	19,830.01				
8	California State University (CSULA)	Activating Intentional Youth Development Approach (AIYDA) Training	Primary Prevention	176,007.00		123,361.80	123,361.80	189,899.00	313,260.80	313,260.80	-	123,361.80		123,361.80	N/A	-	-	-		123,361.80	123,361.80	123,361.80					123,361.80		
9	City of Los Angeles (GRYD)	Gang Reduction and Youth Development (GRYD)	Intervention	775,171.00			-	1,131,466.00	1,131,466.00	1,131,466.00	-	2,400,000.00		2,400,000.00	80%	1,920,000.00	-	1,920,000.00	2,400,000.00		2,400,000.00	2,400,000.00			2,400,000.00				
10	City of Los Angeles Housing Authority	Housing-Based Tutoring, Mentoring, Enrichment Activities (HOME)	Primary Prevention Focused Prevention/Early Intervention	463,705.00	580,000.00		580,000.00	92,825.00	672,825.00	431,995.23	240,829.77	654,000.00		894,829.77	0%	-	-	-	654,000.00		654,000.00	894,829.77	327,000.00	327,000.00					
11	City of Los Angeles Recreation and Parks	CLASS Parks Teen Programs	Primary Prevention (70%) Focused Prevention/Early Intervention (30%)	463,641.00	504,430.00		504,430.00	213,420.00	717,850.00	160,000.00	557,850.00	660,000.00		1,217,850.00	0%	-	-	-	660,000.00		660,000.00	1,217,850.00	460,000.00	200,000.00					
12	City of Paramount	Youth Activities League (YAL)	Primary Prevention Focused Prevention/Early Intervention	89,802.00		119,968.00	119,968.00	63,251.00	183,219.00	153,052.00	30,167.00	119,932.00		150,099.00	76%	-	90,908.46	90,908.46		119,932.00	119,932.00	150,099.00	59,966.00	59,966.00					
13	Development Authority (LAC)	Housing Opportunities for Mentoring and Education (HOME)	Focused Prevention/Early Intervention	540,999.00			-	25,319.51	25,319.51	25,319.51	-	661,064.00		661,064.00	0%	-	-	-	661,064.00		661,064.00	661,064.00			661,064.00				
14	Department of Mental Health (LAC)	Multi-Systemic Therapy (MST)	Focused Prevention/Early Intervention	110,956.00	496,722.00		496,722.00	410,771.00	907,493.00	47,294.00	860,199.00	497,000.00	(760,199.00)	2,117,398.00	100%	467,165.00	-	467,165.00	467,165.00		467,165.00	567,165.00			467,165.00				
15	Department of Mental Health (LAC)	MST Training and Consultation	Focused Prevention/Early Intervention	81,449.00		104,450.00	104,450.00	121,001.00	225,451.00	68,750.00	156,701.00	104,450.00	(56,701.00)	317,852.00	100%	-	104,450.00	104,450.00		104,450.00	104,450.00	204,450.00					104,450.00		
16	Department of Mental Health (LAC)	Mental Health Screening and Assessment and Treatment	Intervention	4,788,382.00	4,379,111.00		4,379,111.00		4,379,111.00	4,260,269.00	118,842.00	4,929,000.00		5,047,842.00	10%	492,900.00	-	492,900.00	4,929,000.00		4,929,000.00	5,047,842.00			4,929,000.00				
17	Department of Mental Health (LAC)	Community in Schools Initiative - Multi-Systemic Therapy (LACOE)	Focused Prevention/Early Intervention	-		1,142,103.00	1,142,103.00	2,753,245.00	3,895,348.00		3,895,348.00	300,000.00	(3,695,348.00)	500,000.00	100%	-	-	-		-	-	200,000.00			-				
18	Department of Mental Health (LAC)	Early Intervention and Diversion Programs (EIDP)	Focused Prevention/Early Intervention	108,860.00		370,000.00	370,000.00	4,229,670.00	4,599,670.00	98,020.00	4,501,650.00	370,000.00	(4,301,650.00)	570,000.00	100%	-	370,000.00	370,000.00		370,000.00	370,000.00	570,000.00			370,000.00				
19	Department of Public Health (LAC)	Capacity Building for Violence Intervention Agencies	Capacity Building of CBOs	938,877.00		1,550,000.00	1,550,000.00	127,350.00	1,677,350.00	1,543,815.00	133,535.00	2,000,000.00		2,133,5															

Agenda Item No.	Administrator	Program/Project	FY 2024-25 Categories	A	B	C	D (B + C)	E	F (D + E)	G	H (F - G)	I	J	K (H + I + J)	L	M	N	O (M + N)	P	Q	R (P + Q)	S (H + J + R)	T	U	V	W	X		
				FY 2022-23	FY 2023-24							FY 2024-25													CMJJP FY 2024-25 ALLOCATION BY STRATEGIES				
				Total Expenditures	Base Fund Allocation	One-Time Growth Fund Allocation	Base and One-Time Growth Fund Allocation	Carryover Balance as of 9/30/2023	Total Base, One-Time Growth and Carryover Balance as of 9/30/2023	Estimated Expenditures (as of 11/2023)	Estimated Carryover to FY 2024-25	Funding Requests	Return of Carryover Funding	Possible Funding (Incls Estimated Carryover and Funding Request Less Return)	% Funding Designated for CBOs	Base Amount Funding Designated for CBOs	Growth Amount Funding Designated for CBOs	Amount of Funding Designated for CBOs	Recommended Base Funding	Recommended One-Time Growth Funding	Recommended Base and One-Time Growth Funding	Recommended Funding (Incls Estimated Carryover/ Estimated Expenditures)	Primary Prevention	Focused Prevention/ Early Intervention	Intervention	Capacity Building	JJCPA Evaluation and Infrastructure		
48	Probation (LAC)	Contracts and Fiscal	JJCPA Evaluation and Infrastructure	228,500.00	228,500.00		228,500.00		228,500.00	228,500.00	-	-		-	N/A	-	-	-	228,500.00		228,500.00	228,500.00					228,500.00		
49	Probation (LAC)	Administrative Overhead	JJCPA Evaluation and Infrastructure	137,500.00	137,500.00		137,500.00		137,500.00	137,500.00	-	-		-	N/A	-	-	-	137,500.00		137,500.00	137,500.00					137,500.00		
50	Probation (LAC)	JJCC Meeting Expenses (Admin. Overhead)	JJCPA Evaluation and Infrastructure	-	3,200.00		3,200.00		14,600.00	-	14,600.00	-	(14,600.00)	-	N/A	-	-	-	-		-	-					-		
46	Los Angeles Unified School District	Diversion Coordination of Services			1,139,681.12		1,139,681.12		1,139,681.12		1,139,681.12			1,139,681.12							1,139,681.12								
			Subtotal Requested	\$ 26,588,711.00	\$ 25,063,594.00	\$ 23,619,496.25	\$ 48,683,090.25	\$ 51,338,472.40	\$ 100,032,962.65	\$ 34,048,618.78	\$ 65,984,343.87	\$ 54,315,586.68	\$ (14,028,498.00)	\$ 107,105,232.55					\$ 24,892,170.00	\$ 38,150,205.81	\$ 63,042,375.81	\$ 114,198,221.68	\$ 6,621,575.99	\$ 19,017,181.41	\$ 26,257,692.86	\$ 3,500,000.00	\$ 7,645,925.55		
		Total CBO Amount	Subtotal % by Service Category									100%	(200,000.00)			6,320,132.81	11,549,541.88	17,869,674.69					11%	30%	42%	6%	12%		
		Total CBO Percentages	Total Requested	\$ 27,803,442.00	\$ 26,709,509.00	\$ 23,619,496.25	\$ 50,329,005.25	\$ 53,247,256.40	\$ 103,587,661.65	\$ 34,359,327.28	\$ 69,228,334.37	\$ 56,375,586.68	\$ (15,028,498.00)	\$ 101,801,242.05			23%	30%	27%	\$ 26,952,170.00	\$ 38,250,205.81	\$ 65,202,375.81	\$ 108,794,231.18	\$ 6,954,975.99	\$ 19,350,481.41	\$ 26,590,992.86	\$ 3,500,000.00	\$ 8,705,925.55	
			CMJJP %									100%											11%	30%	41%	5%	13%		
		Available Funding	Funds Available to Allocate									100%							\$ 26,952,170.00	\$ 23,221,707.81	\$ 50,173,877.81		25%	35%	30%	5%	5%		
		Difference	Variance/Difference																\$ -	\$ (15,028,498.00)	\$ (15,028,498.00)								
		Funding Returned for Reallocation by JJCC																											
		DMH - EIDP																											
		DMH - MST																		\$ 4,301,650.00									
		DMH - MST LACOE																		760,199.00									
		DMH - MST Training and Consultation																		3,695,348.00									
		DYD																		56,701.00									
		Los Angeles Homeless Services Authority																		6,000,000.00									
		JJCC Meeting Expenses (Admin. Overhead)																		200,000.00									
		Subtotal Funding Returned for Reallocation by JJCC																	\$ -	\$ 15,028,498.00	\$ 15,028,498.00								
		Total Available Funding	Total Funds Available to Allocate																\$ 26,952,170.00	\$ 38,250,205.81	\$ 65,202,375.81								
		Difference	Variance/Difference																-	-	-								

**JJCC-JJCPA FY 2024-25 JJCC-CMJJP AD-HOC SUBCOMMITTEE'S FUNDING
REQUEST RECOMMENDATIONS – PROGRAM/PROJECT DESCRIPTION
SUMMARIES**

- 1. Fund LAC County Executive Office's (LAC) SEED School (Board-Directed MTA Partnership) in Amount of \$1,000,000.00 in Support of Prevention, Focused Prevention/Early Intervention**
Recommend: Funding for SEED School of Los Angeles County, the state's first public boarding high school, in accordance with the Board of Supervisor's motion. The SEED School will focus on serving the most at-risk and resilient students from South LA and elsewhere in the County to prepare them for careers and college pathways in the transportation and infrastructure industry by teaching them transferrable industry skills. The 147,000 square foot campus will include 170 dorm rooms, 20 staff apartments, 20 classrooms, an art studio, science labs, a maker space lab, administration space, conference rooms, a gymnasium, a dining hall, outdoor recreation space, courtyards and a rooftop garden.
- 2. Fund LAC Executive Office of the Board in the Amount of \$260,000.00 for the LAC Youth Commission in Support of Primary Prevention**
Recommend: Funding for LAC Youth Commission, a countywide Youth Advisory Body, created by Board of Supervisors Motion on February 4, 2020. Providing young people with access to and influence on decisions that affect their lives. This includes making recommendations to the Board of Supervisors and County Departments regarding policies, budgetary processes, programs and practices.
- 3. Fund LAC Probation Department in the Amount of \$450,000.00 for JJCPA Evaluator in Support of JJCPA Evaluation and Infrastructure**
Recommend: Funding for contracted JJCPA evaluation services consistent with the CMJJP.
- 4. Fund LAC Department of Youth Development (DYD) in the Amount of \$450,000.00 for JJCPA Evaluator in Support of JJCPA Evaluation and Infrastructure**
Recommend: Funding for contracted JJCPA evaluation services consistent with the CMJJP (At-Promise Youth)
- 5. Fund LAC Department of Arts and Culture - Arts in Communities in the amount of \$4,165,000.00 in Support of Primary Prevention, Focused Prevention/Early Intervention**
Recommend: Funding to sustain and expand arts-based, healing-centered youth development through Youth Engagement in Parks: Contract with CBOs to provide year-round arts and cultural activities at 13 County parks. Engage three (3) Community Arts Liaisons (In East LA, South LA, and Antelope Valley): to serve as credible messengers. Includes Community-defined Arts Projects by contracting with CBOs to lead arts-based youth development projects in 10 neighborhoods participating in LA County's Trauma Prevention Initiative (TPI). Media Career Pathways Prototype: Contract with CBOS to provide opportunity to system-impacted youth with media arts instruction to prepare them for employment in the creative industries. Arts in Diversion: Contract with CBOs to provide youth enrolled in diversion programs with arts-based youth development training.
- 6. Fund LAC Department of Arts and Culture - Arts in Institutions in the amount of \$5,007,000.00 in Support of Intervention**
Recommend: Funding to sustain arts-based, healing-centered youth development for young people in six (6) detention facilities, four (4) Juvenile Day Reporting Centers, and three (3) continuation high schools. Services take place during and after school hours. Youth engagement: Provide youth with year-round, healing-informed arts instruction. Engage an Arts Facilitator at Los Padrinos Juvenile Hall to coordinate on-site arts instruction, performances. Potential to produce family engagement events; mentor youth and direct to them to learning/employment opportunities as they reenter communities; provide real-time assessment of programming; and assess the individual needs of youth.

**JJCC-JJCPA FY 2024-25 JJCC-CMJJP AD-HOC SUBCOMMITTEE'S FUNDING
REQUEST RECOMMENDATIONS – PROGRAM/PROJECT DESCRIPTION
SUMMARIES**

7. **Fund LAC Beaches and Harbors - for Water Awareness Training Education Recreation (WATER) in the amount of \$110,166.72 in Support of Primary Prevention and Focused Prevention/Early Intervention, Intervention**

Recommend: Funding for the WATER program that offers Los Angeles County youth coastal recreational and educational opportunities, with a focus on ocean safety. Activities are instructed by Ocean Lifeguards and occur on public beaches and the Marina Del Rey harbor. Ocean Safety Days involve rotations in kayaking, paddle boarding, surfing, etc. Summer programs that include weeklong camps and engage system-involved youth and additionally coastal hikes, visits to aquariums, bluffs, tide pools, piers, and guest speakers. All activities are tailored to participant abilities. Equipment, transportation, and lunch are provided. Sailing Camps are instructed across five (5) days where students learn sailing skills. A robust summer programming in 2023 engaged youth from Children and Family Services, Probation, and Parks and Recreation Departments, and youth organizations. The goal is to continue programming and increase the number of youth served.

8. **Fund California State University, Los Angeles (CSULA) – Activating Intentional Youth Development Approach (AIYDA) Training in the amount of \$123,361.80 for Youth Development Framework in Support of Primary Prevention**

Recommend: Funding for AIYDA that is an agile 15-hour curriculum delivered utilizing a hybrid approach (remote and in-person meetings) to cohorts of Probation personnel across the Department. Additional training (4 hours) can build the initial training to offer Department personnel an opportunity to develop advances skills using the positive youth development approach. AIYDA Training (AT) enhances competencies of department personnel to build and deliver intentional and impactful youth development experiences to youth. AIYDA is evidence-based approach to positive youth development that incorporates best practices in 1: Developmental psychology; 2: Adolescent brain development and; 3: pedagogy (learning).

9. **Fund City of Los Angeles – Gang Reduction and Youth Development (GRYD) in the amount of \$2,400,000.00 in Support of Intervention**

Recommend: Funding to the GRYD program and Probation Juvenile Reentry Partnership Program that is a joint effort between GRYD and the Los Angeles County Probation Department. The program provides GRYD Reentry services to gang-involved youth who are existing County Probation camps and returning to their communities. GRYD oversees Comprehensive Strategy aimed at reducing gang-related crime within the City's communities that contain the highest concentrations of gang activity. GRYD Reentry services will be provided in the Reentry Service Area (RSA) where youth reside, attend school, or have a significant presence.

10. **Fund City of Los Angeles – Housing Authority in the amount of \$654,000.00 for Housing-Based Opportunities for Tutoring, Mentoring, Enrichment Activities and Education (HOME) in Support of Primary Prevention, Focused Prevention and Early Intervention**

Recommend: Funding to place-based violence prevention and intervention program for at-promise and juvenile justice involved youth and their families. Utilizing the causal model of delinquency and a Positive Youth Development Framework, the H.O.M.E. program is designed to address their risk, need and responsiveness factors of youth and family by providing primary prevention and focused early intervention programming that are culturally competent and utilizes trauma informed model. The HOME program implements a case management/care coordination model. The Youth Development Specialist (YDS) manages caseloads of 35-50 youth and their families at each housing site. The individualized case

JJCC-JJCPA FY 2024-25 JJCC-CMJJP AD-HOC SUBCOMMITTEE'S FUNDING REQUEST RECOMMENDATIONS – PROGRAM/PROJECT DESCRIPTION SUMMARIES

plan incorporates the goals and objective which align with the youth and the family's needs, based on their assets and barriers. Prevention and Early intervention services may include tutoring, literacy, educational supports and advocacy, college readiness, employment, substance abuse/alcohol counseling, gang intervention, gender-specific programs, mental health services, parenting, conflict resolution, pro-social activities and restorative justice.

11. Fund City of Los Angeles - Recreation and Parks in the amount of \$660,000.00 for Clean and Safe Spaces (CLASS) Parks Teen Program in Support of Primary Prevention, Focused Prevention/Early Intervention

Recommend: Funding for CLASS Parks Teen Program, which is based on a youth development model. The major components of CLASS Parks are Teen Clubs, After-school, Adventure Program, Friday Night Extreme Teens, and the Youth Employment Internship Program. Friday Night Extreme Teens will now add multi-verse craft workshops, which will include arts and painting, cooking and kitchen, sewing and fashion. CLASS will look to implement a new Sports Management Course into the YEIP program. The course will focus on sports management goal setting functions, planning, organizing, leadership, officiating, controlling, and evaluating. CLASS includes the Youth Employment Internships Program (YEIP), that offers specialized courses in Outdoor Education, Crime Scene Investigation, Camp Counseling, and Technology in which participants learn through hands-on learning material, experiments, weekly skilled lessons in subjects such as communications, inclusion, mental health and work readiness.

12. Fund City of Paramount - Youth Activities League (YAL) Program in the amount of \$119,932.00 in Support of Primary Prevention, Focused Prevention/Early Intervention

Recommend: Funding for YAL's After-School Programming is a free after-school program that serves at-risk youth by using Primary Prevention and Focused Prevention/Early Intervention strategies. The Academic Advisor is responsible for homework assistance, tutoring and academic guidance. The program includes prosocial activities such as motivational speakers, university and college excursions, and leadership academies. Physical fitness activities include martial arts, and other engaging physical activities. A Certified Life Coach provides professional services that engage youth by promoting self-awareness and mental and physical wellbeing. The holistic approach and dedication to at-risk youth development is vital for prevention and early intervention. FY 2021-, the program averaged 60 participants per day and reach a waitlist of approximately 40 potential participants. In 2022-23, the program averaged nearly 80 participants daily. The program emphasizes education, promotes resiliency, and connects youth and families with available resources.

13. Fund Development Authority (LAC) - Housing Opportunities for Mentoring and Education (HOME) in the amount of \$661,064.00 in Support of Focused Prevention/Early Intervention.

Recommended: Funding for H.O.M.E. to implement a place-based violence primary prevention and intervention program for at-risk and juvenile justice system involved youth and their families at four (4) public housing communities located in SPA 6, 7, and 8. The HOME program is a comprehensive approach to preventing delinquency. With an emphasis on education, it also addresses educational inequity in low-income communities and implements a strength-based case management model. Four (4) Youth Development Specialist (YDS) manage caseload of 50 youth and their families at each housing site. The YDS conducts an assessment to determine the needs of the youth and family. Academic performance and school attendance are thoroughly assessed. Case plans are developed to target the needs using strength-based, youth development approach to ensure interventions are adapted to the learning styles and motivation of the participant.

**JJCC-JJCPA FY 2024-25 JJCC-CMJJP AD-HOC SUBCOMMITTEE'S FUNDING
REQUEST RECOMMENDATIONS – PROGRAM/PROJECT DESCRIPTION
SUMMARIES**

- 14. Fund LAC Department of Mental Health - Multi-Systemic Therapy (MST) in the amount of \$467,165.00 in Support of Focused Prevention/Early Intervention**
DMH returned \$860,199.00 for a new lower carryover balance of \$2,217,398.00. Recommend: Funding for MST. Los Angeles County implemented MST in the first CMJJP in 2001. MST is proprietary intervention that has some of the best outcomes for with justice -involved youth. The intervention involves being available at all times in order to strengthen the family to more effectively support the youth. Outcomes include a high number of youth living at home, remaining in school, or working, and avoiding future juvenile arrests.
- 15. Fund LAC Department of Mental Health - Multi-Systemic Therapy (MST) Training and Consultation in the amount of \$104,450.00 in Support of Focused Prevention/Early Intervention**
DMH returned \$156,701.00 for a newer lower carryover balance \$417,852.00. Recommend: Funding of \$104,450.00 for the necessary licensure and training which is required to deliver MST services. This ensures that MST is delivered by well-trained staff with high adherence to the MST treatment model, thus ensuring the excellent outcomes associated with MST.
- 16. Fund LAC Department of Mental Health - Mental Health Screening and Assessment and Treatment in (MHSAT) in the amount of \$4,929,000.00 in Support of Intervention**
Recommend: Funding for MHSAT programming which has been in place for over twenty years. Researchers developed the MST treatment model seven days a week and identifies symptoms associated with mental health issues in two juvenile halls, four probation camps, one camp assessment center, and the Dorothy Kirby Center. Staff screen, assess, provide treatment, and respond to crises.
- 17. Not Fund LAC Department of Mental Health - Community in Schools Initiative - Multi-Systemic Therapy, (LACOE) in the amount of \$0.00 in Support of Focused Prevention/Early Intervention**
DMH returned \$3,695,348.00 for a new lower carryover balance of \$500,000.00. Recommend: Not fund due to carryover balance from prior JJCPA funding allocations. The prior funding will provide MST services to youth and families who are at risk of involvement in the justice system for schools in Los Angeles County. Referrals to MST providers will come directly from dedicated LACOE coordinators.
- 18. Fund LAC Department of Mental Health - Early Intervention and Diversion Programs (EIDP) in the amount of \$370,000.00 in Support of Focused Prevention/Early Intervention**
DMH returned \$4,501,65.00 for a new lower carryover balance of \$0.00. Recommend: fund the EIDP program. The EIDP program began as a pilot and expanded countywide. The program provides at-risk youth and their families with the coordinated supportive services necessary to reduce the likelihood of on-going delinquency. Additionally, the National Institute of Justice's CrimeSolutions has rated the EIDP program as a promising practice and it will be included in the Office of Juvenile Justice and Delinquency Preventions' Model Program's Guide.
- 19. Fund LAC Department of Public Health Office of Violence Prevention - Capacity Building for Violence Intervention Agencies in the amount of \$2,000,000.00 in Support of Capacity Building for CBOs**
Recommend: Funding for DPH Office of Violence Prevention (OVP) – the project provides intensive Training and Technical Assistance (TTA) to a small cohort of grassroots violence prevention and intervention agencies, with a goal to help organizations build their infrastructure and obtain funding needed to effectively serve their communities. Twenty-five (25) CBOs will be selected using a short application, process, from the nine (9) TIP communities. TTA will be provided around operation and organizational development, focusing on strengthening the capacity of these agencies to deliver effective

**JJCC-JJCPA FY 2024-25 JJCC-CMJJP AD-HOC SUBCOMMITTEE'S FUNDING
REQUEST RECOMMENDATIONS – PROGRAM/PROJECT DESCRIPTION
SUMMARIES**

services while building on their ability to manage “back office” operations. A lead agency with experience in violence intervention and capacity building and a track record of managing funds will manage the project.

20. Not Fund LAC Department of Public Health - Positive Youth Development Evaluation (PYDE) and Capacity Building Project in the Amount of \$0.00 for Positive Youth Development Evaluation (PYDE) in support of Capacity Building for CBOs

Recommend: Not fund due to carryover balance from prior JJCPA funding allocations. The prior funding will provide DPH to work with up to five (5) school district, currently funded or partnering with JJCPA serving youth and young adults in high need communities including probation youth to identify additional needs and factors to implement positive youth development and enhance school safety and climate. PYD Capacity Building for School Districts = OVP will partner with LAOCE to convene a Learning Community for up to 20 school district, including those that received School Safety Transportation Grant funding via OVP. The Learning Community will share best practices and address challenges school district face around school climate and school safety.

21. Fund LAC Department of Public Health - Client Engagement and Navigation System (CENS) in the Amount of \$812,453.00 in Support of Intervention

Recommend: Not fund due to carryover balance from prior JJCPA funding allocations. The prior funding will provide CENS, which is based on a case management approach and provides access to SUD services for youth at juvenile halls and connects youth to a network of 25 specialized youth SUB providers as well as a specialized network that services young adults. CENS includes outreach and engagements; eligibility determination, benefits enrollment; educational sessions, screening, appointment scheduling, service navigation, ancillary referral and linkages. The approach highlights the importance of care coordination and access to a full continuum of care that offers varying levels of care best tailored to meet patient needs.

22. Fund LAC Department of Public Health - Youth Substance Abuse in the Amount of \$252,529.00 in support of Intervention

Recommend: Funding will cover the cost of treatment services for juvenile-justice involved youth, that includes youth who are referred by Probation, youth serving entities, and self-referred youth. All will have access to the full continuum of substance use disorder (SUD) treatment services. While Drug Medi-Cal (DMC) is the primary payor, this funding support from agency partners including Probation continue to pay for Substance Abuse Disorder (SUD) services for some clients who are ineligible or not covered for DMC.

23. Not Fund LAC Department of Public Health - Youth Enhancement Services (YES) in the Amount of \$0.00 in Support of Focused Prevention/Early Intervention

Recommend: Not fund due to carryover balance from prior JJCPA funding allocations. The prior funding will support the YES program that is designed to enhance the SUD beneficiary package for youth that includes programming that strengthens youth resiliency and connections to family, caregivers, and community support systems especially among system-impacted youth. YES reimburses treatment providers supportive services that includes transportation for youth and provider staff offering services in the community at- field-based approved locations, or at a place of residence for the youth engaged in services, costs of associated residential room and board, and the full cost of treatment services for youth who are not eligible and pending Med-Cal enrollment or out-of-county transference of benefits.

**JJCC-JJCPA FY 2024-25 JJCC-CMJJP AD-HOC SUBCOMMITTEE'S FUNDING
REQUEST RECOMMENDATIONS – PROGRAM/PROJECT DESCRIPTION
SUMMARIES**

24. Fund LAC Parks and Recreation – Community Safe Passages for OUR Spot Teen After-School Programs in the Amount of \$443,000.00 in Support of Primary Prevention and Focused Prevention/Early Intervention

Recommend: Funding to continued and extend Safe Passages that incorporates a peer approach program that unitized trained gang interventionists and ambassadors to implement peace maintenance among gang-impacted neighborhoods to ensure safety to and from parks, and during park activities. The program will be co-located at Our Spot teen after-school program parks that are most impacted by violence. Safe Passages provides safety curriculum to adults and youth at the parks which may include conflict resolution, safety, trauma-informed care education and workshops as well as community workshops, service projects and gatherings so support social cohesion that is drawn from input by the local community.

25. Fund LAC Parks and Recreation - Parks After Dark (PAD)/Winter Wonderland in the Amount of \$1,020,000.00 for in Support of Primary Prevention, Focused Prevention/Early Intervention.

Recommend: Funding for DPR's primary prevention program provide LA County's children and families with an array of supports and recreational opportunities to promote living health and stable lives. DPR's focused prevention and early intervention programming services to prevent young person's further involvement in the juvenile justice system and includes the Park After Dark program. The program promotes healthy activities, curb violence and gang-related crimes through youth and community engagement and wellness programs. PAD will transform 34 PAD Parks into Winter Wonderlands with snow. The events will provide youth and their families a place to spend their winter break and an opportunity to bond with each other and build relationships with their communities while participating in fund and free activities.

26. Fund LAC Parks and Recreation - Our Spot Teen After School Program After School Enrichment Services (ASES) in the Amount of \$1,533,475.00 in Support of Primary Prevention and Focused Intervention/Early Intervention

Recommend: Funding for the Our Social Places and Opportunities for Teens (SOT) is a primary prevention comprehensive after-school teen program aimed at engaging and providing community youth with the support, life-skills and positive experiences that will empower them to create bright futures for themselves. Our Spot has been tailored to reach at-promise teens at locations situated in geographically and culturally diverse communities, many of which are in areas of concentrated poverty. The program draws from a Positive Youth Development framework that used a strength-based approach to engaging youth from vulnerable communities. Continue supporting After School Program Services serving at-risk, foster care, and probation youth. The program includes a unique curriculum specifically designed for teens growing up in urban communities that is both developmentally and culturally relevant.

27. Fund LAC Department of Youth Development (DYD) – Youth Diversion and Development (YDD) in the amount of \$11,063,085.54 in Support of Focused Prevention/Early Intervention

DYD returned \$6,000,000.00 for a new lower carryover balance of \$20,418,249.00. Recommend: Funding of \$10,973,333.23. Funding to DYD's youth diversion and development program that is a comprehensive countywide program that seeks to divert youth under the age of 18 from entering or depending on their involvement with the justice system as a means for improving their social, academic, economic, and health outcomes and ensuring they remain in communities with their families. The request is in support of youth diversion and development effort that will support sustaining youth diversion and development efforts. The services will provide in all 8 SPA's and funding will be distributed across support for CBOs and support for DYD staffing required to support diversion partnerships.

**JJCC-JJCPA FY 2024-25 JJCC-CMJJP AD-HOC SUBCOMMITTEE'S FUNDING
REQUEST RECOMMENDATIONS – PROGRAM/PROJECT DESCRIPTION
SUMMARIES**

28. Fund District Attorney (LAC) – Youth Diversion/ R.E.D.Y. in the amount of \$1,129,571.00 for the LADA Youth Diversion/R.E.D.Y. in support of Focused Prevention/Early Intervention, Intervention

Recommended: Funding for DA's R.E.D.Y. program to support the DA's diversion and restorative justice interventions for youth ages 12-17 who would otherwise face prosecution in the juvenile justice system. In creating and expanding its commitment to version and restorative justice, LADA will make referrals to and collaborate with services providers to serve all eligible youth ages 12-17, including those who struggle with chronic truancy. Experienced Abolish Chronic Truancy (ACT) staff will continue to support students and families through school-initiated intervention. Additionally, district attorneys will screen and refer all eligible youth facing potential delinquency proceedings to various pathways using a referral form, with relevant case documentation attached.

29. Fund LAC Public Defender- Client Assessment Recommendation and Evaluation (CARE) in the Amount of \$1,568,000.00 in Support of Intervention

Recommend: Funding for CARE that aims to achieve the least restrictive dispositional outcome for their clients. Juvenile trial attorneys initiate CARE services by referring a client with signs of mental illness, learning developmental disabilities to Psychiatric Social Workers (PSW) and Resource Attorney's (RA's). PSW's provide specialized services to the youth, including clinical assessments, interview, treatment recommendations, mitigation reports and case testimony. RA's advocate for education, mental health, and developmental disability services. CARE has expended its portfolio of services to include post-dispositional casework.

30. Fund LAC Public Library- for Probation Involved and At-Promise Youth in the Amount of \$807,225.00 in Support of Primary Prevention, Focused Prevention/Early Intervention, and Intervention

Recommend: Funding for LAC Public Library will provide programs and outreach for at-promise/multi-system involved youth in Juvenile Day Reporting Centers, libraries, and Continuation schools. Library works with JDRC educators to schedule programs/services to provide curriculum that includes Life Skills Workshops for Teens and MakMo (STEM) programming, as well as evidence-based Positive Parenting Program. Probation Outreach staff are continuously developing programs that highlight cultural and social themes. Planned programs will include Teen Parenting Workshops, Arts programming, and Science Exploration. All programs focus on prevention/diversion by building protective factors such as social/emotional competence, and social connections.

31. Fund Superior Court - Special Needs Court-Juvenile Mental Health Court in the Amount of \$1,954,238.00 in support of Intervention

Recommend: Funding for the Juvenile Mental Health Court (JMHC) team evaluates youth to determine their eligibility and suitability for the specialty court. This evaluation includes a range of activities that include a comprehensive record review with a written summary conducted by our psychologist and a face-to-face mental health assessment conducted by team psychologist/psychiatrist with social worker, education advocate and attorney. They identify the necessary interventions and support for youth and caregivers to manage their behavioral health needs. Comprehensive treatment plans are produced to facilitate referrals and lineage to appropriate care and provide coordination and supervision necessary to ensure fidelity and efficacy of treatment plans.

**JJCC-JJCPA FY 2024-25 JJCC-CMJJP AD-HOC SUBCOMMITTEE'S FUNDING
REQUEST RECOMMENDATIONS – PROGRAM/PROJECT DESCRIPTION
SUMMARIES**

32. Fund Public Private Partnership (PP/P) - JJCPA Fiscal Intermediary Services – Grant Making

Recommended: Fund Carryover of \$6,272,485.75 in support of Primary Prevention

Recommend: Funding for Public Private Partnership in support of positive youth development programming/grantmaking across LAC. The program model of shall identify and disburses grants to community-based organizations to strengthen youth outcomes through direct services for youth ages 11-18.

33. Fund Public Private Partnership (PP/P) - JJCPA Capacity Building

Recommended: Fund Carryover of \$1,500,000.00 in Capacity Building of CBOs

Recommend: Funding to address the gaps present in CBOs working to advance youth development through a wide range of interventions that are also tackling complex systemic issues, often with few resources to build their own capacity to do this work. Funds provide a capacity-building program focused specifically on developing organizational core competencies for youth development organizations, such as leadership development, data tracking & evaluation, financial management, fundraising, and program refinement, through a racial equity lens.

34. Fund Department of Economic Opportunity (formerly Workforce Development, Aging and Community Services (WDACS)) - Youth at Work (Camps, Halls, Community; Vocational Training at Camps) in the amount of \$2,000,000.00 in support of Intervention

Recommend: Funding for the Youth at Work program for Probation youth to gain paid work experience and explore career pathways while detained at Probation's Camps and Juvenile Halls. Upon release, youth continue services in the community to support their transition and to prepare them for unsubsidized employment on their career pathway.

35. Fund Department of Economic Opportunity (formerly Workforce Development, Aging and Community Services (WDACS)) - Probation Youth at County Internships in the amount of \$1,500,000.00 in support of Intervention

Recommend: Funding the program that includes a network of over 40 America's Job Centers of California (AJCCs) throughout Los Angeles County, allowing youth to be served by an AJCC near their residence. The AJCCs provides workforce development services on the County's behalf and has access to additional programs and services that may enhance youth success through wraparound services. The project will follow a work-based learning model, that includes Personal Enrichment Training (PE) and hands-on work experience. Additionally, it includes a three-step program to county employment. It includes the first step by providing a minimum of 120 hours of training and work experience in a County department.

36. Fund City of Hawaiian Gardens - Youth Activities League (YAL) in the amount of \$334,644.00 in support of Primary Prevention, Focused Intervention/Early Intervention and Intervention

Recommend: Fund program for children ages 10 to 17 and are provided a safe environment where multidisciplinary staff members promote education and resiliency with an emphasis on connecting youth and their families with resources. Youth receive formal tutoring, academic advising, life skills, and participate in cultural field trips, athletics, civic participation, and are exposed to cultural and performing arts. The program serves approximately 24-30 youth per day and operates daily from 3:00 pm – 7:00 m.

**JJCC-JJCPA FY 2024-25 JJCC-CMJJP AD-HOC SUBCOMMITTEE'S FUNDING
REQUEST RECOMMENDATIONS – PROGRAM/PROJECT DESCRIPTION
SUMMARIES**

37. Fund City of Artesia - Youth Activities League (YAL) in the amount of \$ 300,000.00 in support of Primary Prevention

Recommend: Fund the program that is an initiative aiming to guide at-risk youth toward constructive paths. The model integrates educational, athletic, and recreational activities to foster holistic development. The implementation is community-driven, relying on collaborations with stakeholders and families. The program will elevate various resources tailored to the age and needs of participants, with a heavy focus on mentorship and positive role model exposure.

38. Fund Los Angeles County of Education (LACOE) - Music Program in the amount of \$220,000.00 in support of Intervention

Recommend: Fund the request that focuses on providing music and fitness enrichment support to Juvenile Court and County Community Schools students. Arts and fitness offer excellent outlets for probation youth to redeem, redirect, and restore through positive behavioral and high artistic and personal well-being goals. The program will consist of CBOS partnering with LACOE to provide music, fitness enrichment, and musical performances.

39. Fund Los Angeles County of Education (LACOE) - Detention Services Bureau (DSB) Tutoring in the amount of \$756,840.00 in support of Intervention

Recommend: Fund program that focuses on providing academic support on literacy, reading, content area standards, and math to students in the Juvenile Court and County Community Schools. CBOS currently partnering with LACOE would provide the tutoring program to support and promote improved pupil outcomes. Having these services made available for the JCS and CCS students to access helps them improve in subject areas where there are academic deficiencies thus leading to building the student's academic confidence. Many of these students due to the gaps that they may have in their education, require additional time and assistance with completing class assignments. The tutoring services outlined in this funding request meets those needs.

40. Fund Los Angeles County of Education (LACOE) - Juvenile Court Schools Transition Counselor Services in the amount of \$1,476,451.00 in support of Intervention

Recommend: Fund LACOE Transition Counselors they serve as an advocate for students as they transition out from a court school program to either their school of residence, an institution of higher education, a vocational training program, or a place of employment. Often justice involved students are met with overwhelming obstacles when returning to schools within their community. Or they are unable to find opportunities (education, employment) that provide grace for their previous involvement with the justice system. By developing supportive, comprehensive plans aimed toward fostering relationships with youth and their families and on-going follow-up, youth are afforded the opportunity to strengthen and maintain positive, healthy lifestyle choices.

41. Fund Los Angeles County of Education (LACOE) - Parent and Family Consultation Program (CFJO) in the amount of \$322,044.00 in support of Primary Prevention, Focused Prevention/Early Intervention, Intervention, Capacity Building of CBOs

Recommend: Fund a program to address a provision of supports to the youth's family. Families participate in parenting classes, informational/motivational workshops, self-care workshops and academies, based on an agreed Plan for Family Support that address the whole family needs, including individuals parenting justice-impacted youth and younger siblings in the family.

**JJCC-JJCPA FY 2024-25 JJCC-CMJJP AD-HOC SUBCOMMITTEE'S FUNDING
REQUEST RECOMMENDATIONS – PROGRAM/PROJECT DESCRIPTION
SUMMARIES**

- 42. Fund Los Angeles County of Education (LACOE) - Division of Student Programs- Community Schools Specialists at Dorothy Kirby School in the amount of \$364,030.00 in support of Primary Prevention, Capacity Building of CBOs**
Recommend: Fund to implement the Community Schools framework at Dorothy Kirby School. The model seeks to be integrated with trauma-and resilience-informed care to improve the academic, emotional, and physical wellbeing of students. Par of the model is to build equity for students by identifying areas of need and leveraging community resources so that students are healthy, prepared for college and career, and civic ready, and to lower recidivism rates.
- 43. Fund Los Angeles County of Education (LACOE) - Foster Youth Services (FYS) Direct Services Programs in the amount of \$3,000,000.00 in support of Primary Prevention, Focused Prevention/Early Intervention, Intervention, Capacity Building of CBOs**
Recommend: Fund this program with the overarching goal of system of support that is focused on providing Early Intervention and Intervention services for at-promise youth with a focus on building capacity for the youth to sustain improvement and achieve success in their education journey and post-education life successes. Program Specialist assist at-promise youth to join them with a caring adult, to become their personal coach, role models, mentor, advocate and in some cases the voice for the youth.
- 44. Fund Los Angeles County of Education (LACOE) - Student Behavior Support Counselor in the amount of \$1,495,537.00 in support of Intervention**
Recommend: Fund the program of Behavior Counseling program that includes Behavior Counseling program, and the coordinators serve as the leaders in school wide efforts to improve school climate and monitor action plans, with the school team, to address areas of need. They also lead the school efforts to promote, identify, and reward positive student behaviors including appropriate problem solving, school attendance, and conflict resolution through the restorative process.
- 45. Fund Chief Executive Office, Los Angeles County Anti-Racism Diversity and Inclusion (ARDI) in the amount of \$300,000.00 in support of JJCPA Evaluation and Infrastructure**
Recommend: Funding ARDI. In July 2020, the Board of Supervisors passed a motion regarding the ARDI Initiative. Due to the growing reliance on data, data technologies, and data-driven decision-making, data justice is crucial. Utilizing the Los Angeles County Equity Hub (Los Angeles County Geographic Information System (GIS) data and technology to strengthen Countywide efforts towards special justice to review data information in a new way. ARDI may assist with a new level of data analysis. A first-year allocation amount is recommended to begin to explore working in collaboration with ARDI to determine parameters and the creation of a new way of analyzing data. ARDI will work with the next JJCC-CMJJP Ad-Hoc Subcommittee (FY 2025-26) to envision the ability to utilize data elements from the LA County GIS for Equity.
- 46. Fund Probation (LAC) Contract Auditing and Monitoring in the amount of \$479,628.00**
Recommend: Funding for contracts and fiscal services consistent with prior FY funding level.
- 47. Fund Probation (LAC) Contracts and Fiscal in the amount of \$228,500.00.00**
Recommend: Funding for contracts and fiscal services consistent with prior FY funding level.
- 48. Fund Probation (LAC) Administrative Overhead in the amount of \$137,500.00**
Recommend: Funding for administrative overhead costs consistent with JJCPA allowable maximum.