







**LOS ANGELES COUNTY APPROVED EMT PROGRAMS**

Organization Contact Person	Address Registration Information	Phone Email	NREMT EMT Initial Exam Pass Rates				
			2011	2012	2013	2014	2015
			() = total taking exam				
<b>Alhambra Unified School District</b> Judy Huffaker  - 2011 EMT Scope of Practice 2/15	1515 W Mission Rd Alhambra, CA 91803	626-943-6991 <a href="mailto:huffaker_judy@ausd.us">huffaker_judy@ausd.us</a>	n/a	n/a	n/a	New	50% (4)
<b>Antelope Valley College</b> Jeff Stephens  - 2011 EMT Scope of Practice - 8/11	3041 West Avenue K Lancaster, CA 93536	661-722-6302 x6139 <a href="mailto:jstephens@avc.edu">jstephens@avc.edu</a>	78% (9)	50% (14)	90% (10)	93% (14)	75% (8)
<b>Antelope Valley ROP</b> Christy Chacon  - 2011 EMT Scope of Practice - 8/11	1156 E Avenue S Palmdale, CA 93550	661-575-1017 <a href="mailto:cchacon@avhsd.org">cchacon@avhsd.org</a>	74% (66)	77% (48)	54% (41)	50% (8)	60% (20)
<b>California Institute of Emergency Medical Training</b> Matthew Goodman  - 2011 EMT Scope of Practice - 5/11	2669 Myrtle Ave, Ste 201 Long Beach, CA 90755 <a href="#">CIEMT EMT Program</a>	562-989-1520 <a href="mailto:mg@ciemt.com">mg@ciemt.com</a>	84% (610)	89% (583)	84% (654)	83% (631)	82% (565)
<b>California State University Long Beach (CSULB)</b> Peter Kreysa  - 2011 EMT Scope of Practice - 5/11	1250 Bellflower Blvd Long Beach, CA 90840	562-985-8111 <a href="mailto:peter.kreysa@csulb.edu">peter.kreysa@csulb.edu</a>	n/a	New	62% (45)	62% (60)	48% (81)
<b>Charter College</b> Justin Johnson  - 2011 EMT Scope of Practice - 5/15	19034 Soledad Canyon Rd Canyon Country, CA 91351	661-252-1864 <a href="mailto:justin.johnson@chartercollege.edu">justin.johnson@chartercollege.edu</a>	n/a	n/a	n/a	New	17% (7)

**All EMTs must have proof of the 2011 Los Angeles County EMT Scope of Practice in order to be certified or function in Los Angeles County as an EMT**

**Approved training programs compliance identified by:  - 2011 EMT Scope of Practice**










**LOS ANGELES COUNTY APPROVED EMT PROGRAMS**

Organization Contact Person	Address Registration Information	Phone Email	NREMT EMT Initial Exam Pass Rates				
			2011	2012	2013	2014	2015
			() = total taking exam				
<b>Citrus Community College</b> Cliff Hadsell - 2011 EMT Scope of Practice - 8/11	1000 W Foothill Blvd Glendora, CA 91741	626-914-8755 <a href="mailto:chadsell@citruscollege.edu">chadsell@citruscollege.edu</a>	91% (33)	70% (56)	85% (52)	81% (48)	83% (41)
<b>College of the Canyons</b> Patti Haley - 2011 EMT Scope of Practice - 2/11	26455 Rockwell Canyon Rd Santa Clarita, CA 91355 <a href="#">Canyons EMT Program</a>	661-362-5804 <a href="mailto:patti.haley@canyons.edu">patti.haley@canyons.edu</a>	67% (150)	86% (116)	91% (106)	82% (110)	79% (136)
<b>Downey Adult School</b> Mariana Pacheco - 2011 EMT Scope of Practice – 5/15	12340 Woodruff Ave Downey, CA 90241	562-940-6277 <a href="mailto:mpacheco@das.edu">mpacheco@das.edu</a>	n/a	n/a	n/a	New	29% (17)
<b>East Los Angeles College</b> Cheryl Pittman - 2011 EMT Scope of Practice - 9/11	1301 Avenida Cesar Chavez Monterey Park, CA 91754 <a href="#">ELAC EMT Program</a>	323-267-3793 <a href="mailto:pittman@elac.edu">pittman@elac.edu</a>	80% (25)	94% (16)	82% (28)	71% (34)	55% (42)
<b>East San Gabriel Valley ROP</b> Elia Evans - 2011 EMT Scope of Practice - 11/11	1501 Del Norte St West Covina, CA 91790	626-472-4195 <a href="mailto:eevans@esgvrop.org">eevans@esgvrop.org</a>	61% (38)	83% (52)	46% (61)	43% (69)	40% (45)
<b>El Camino College</b> Ryan Carey - 2011 EMT Scope of Practice - 9/11	16007 Crenshaw Blvd Torrance, CA 90506	310-660-3616 <a href="mailto:rcarey@elcamino.edu">rcarey@elcamino.edu</a>	59% (95)	56% (96)	59% (113)	69% (86)	47% (144)
<b>Glendale Community College</b> Richard Hayne - 2011 EMT Scope of Practice - 2/11	1500 N Verdugo Rd Glendale, CA 91208	818-240-1000 x5838 <a href="mailto:rhayne@glendale.edu">rhayne@glendale.edu</a>	71% (73)	89% (53)	92% (59)	88% (66)	86% (64)

**All EMTs must have proof of the 2011 Los Angeles County EMT Scope of Practice in order to be certified or function in Los Angeles County as an EMT**

**Approved training programs compliance identified by: - 2011 EMT Scope of Practice**

**LOS ANGELES COUNTY APPROVED EMT PROGRAMS**

Organization Contact Person	Address Registration Information	Phone Email	NREMT EMT Initial Exam Pass Rates				
			2011	2012	2013	2014	2015
			() = total taking exam				
<b>Long Beach City College</b> Shawn Parker  - 2011 EMT Scope of Practice - 4/13	4901 E Carson St Long Beach, CA 90808	562-714-0165 <a href="mailto:shawn.parker@chw.edu">shawn.parker@chw.edu</a>	42% (26)	64% (22)	39% (33)	75% (12)	47% (17)
<b>Los Angeles Harbor College</b> Lynn Yamakawua  - 2011 EMT Scope of Practice - 10/11	1111 Figueroa Place Wilmington, CA 90744	310-233-4387 <a href="mailto:lyamakawu@lahc.edu">lyamakawu@lahc.edu</a>	n/a (0)	44% (16)	62% (21)	45% (11)	66% (29)
<b>Los Angeles Valley College</b> Alan Cowen  - 2011 EMT Scope of Practice - 5/11	5800 Fulton Ave Valley Glen, CA 91401	818-947-2982 <a href="mailto:cowenar@lavc.edu">cowenar@lavc.edu</a>	59% (49)	39% (75)	42% (107)	41% (78)	63% (64)
<b>Mt. San Antonio College</b> Tina Ziolkowski  - 2011 EMT Scope of Practice - 6/11	1100 N Grand Ave Walnut, CA 91789	909-594-5611 <a href="mailto:tziolkowski@mtsac.edu">tziolkowski@mtsac.edu</a>	95% (38)	82% (28)	69% (35)	65% (51)	n/a
<b>North Valley Adult and Career Education</b> Elizabeth Penuela  - 2011 EMT Scope of Practice 12/11	11450 Sharp Ave Mission Hills, CA 91345	818-365-9645 <a href="mailto:epenuela@lausd.net">epenuela@lausd.net</a>	52% (90)	33% (79)	63% (8)	63% (27)	59% (32)
<b>Pasadena City College</b> Paul Easterling  - 2011 EMT Scope of Practice 2/14	1570 E Colorado Blvd Pasadena, CA 91106	626-585-3378 <a href="mailto:paulyems2@att.net">paulyems2@att.net</a>	64% (66)	54% (59)	53% (108)	55% (95)	55% (131)
<b>Professional Career Development Ctr</b> Chadwick Ricks  - 2011 EMT Scope of Practice - 4/16	13601 Whittier Blvd, Ste 100 Whittier, CA 90605	562-706-9630 <a href="mailto:chadricks66@aol.col">chadricks66@aol.col</a>	n/a	n/a	n/a	n/a	New

**All EMTs must have proof of the 2011 Los Angeles County EMT Scope of Practice in order to be certified or function in Los Angeles County as an EMT**

**Approved training programs compliance identified by:  - 2011 EMT Scope of Practice**



## LOS ANGELES COUNTY APPROVED EMT PROGRAMS

Organization Contact Person	Address Registration Information	Phone Email	NREMT EMT Initial Exam Pass Rates				
			2011	2012	2013	2014	2015
			() = total taking exam				
<b>Rio Hondo Community College</b> Tracy Rickman - 2011 EMT Scope of Practice - 5/11	11400 Greenstone Ave Santa Fe Springs, CA 90670	562-941-4082 x 21 <a href="mailto:trickman@riohondo.edu">trickman@riohondo.edu</a>	82% (119)	79% (130)	60% (111)	72% (92)	76% (126)
<b>Southern California Regional Occ Ctr</b> Laurie St. Gean - 2011 EMT Scope of Practice - 8/14	2300 Crenshaw Blvd Torrance, CA 90501	310-224-4222 <a href="mailto:drstgean@scroc.k12.ca.us">drstgean@scroc.k12.ca.us</a>	n/a	n/a	n/a	n/a	36% (22)
<b>UCLA Center for Prehospital Care</b> Jeff Pollakoff - 2011 EMT Scope of Practice - 5/11	10990 Wilshire Blvd, Ste 1450 Los Angeles, CA 90024 <a href="#">UCLA CPC EMT Program</a>	310-312-9317 <a href="mailto:jpollakoff@mednet.ucla.edu">jpollakoff@mednet.ucla.edu</a>	92% (372)	98% (404)	96% (377)	96% (373)	93% (511)
<b>University of Antelope Valley</b> Aaron Aumann - 2011 EMT Scope of Practice - 7/11	44055 N Sierra Highway Lancaster, CA 93534	661-726-1911 <a href="mailto:aaron.aumann@uav">aaron.aumann@uav</a>	55% (80)	69% (72)	71% (107)	64% (114)	57% (103)

**All EMTs must have proof of the 2011 Los Angeles County EMT Scope of Practice in order to be certified or function in Los Angeles County as an EMT**

**Approved training programs compliance identified by: - 2011 EMT Scope of Practice**