



**My Health LA**  
**Monthly Enrollment Report**  
**December 2022**

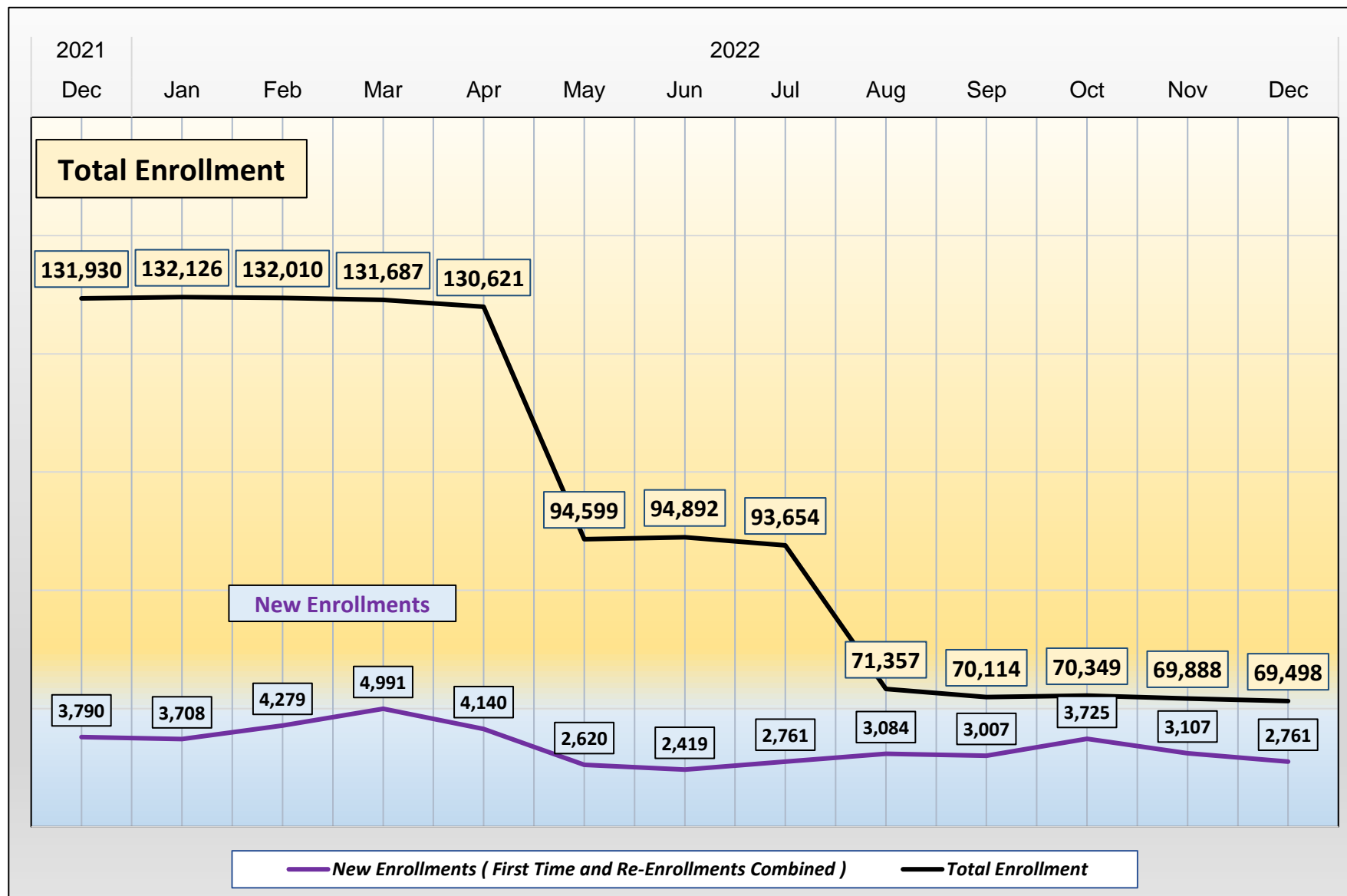
**Table of Contents**

A.	MHLA Total Enrollment and New Enrollments By Month <i>All Community Partners Combined</i>	2
B.	MHLA Renewal / Re-Enrollment Rates By Month <i>All Community Partners Combined</i>	3
C.	How Many MHLA Members Does Each Community Partner Have? <i>MHLA Enrollment Table By Community Partner - December 2022</i>	4
D.	How Many Renewed Their Application? <i>Renewal Rate By Community Partner - December 2022</i>	7

## MHLA Total Enrollment and New Enrollments By Month

All Community Partners Combined

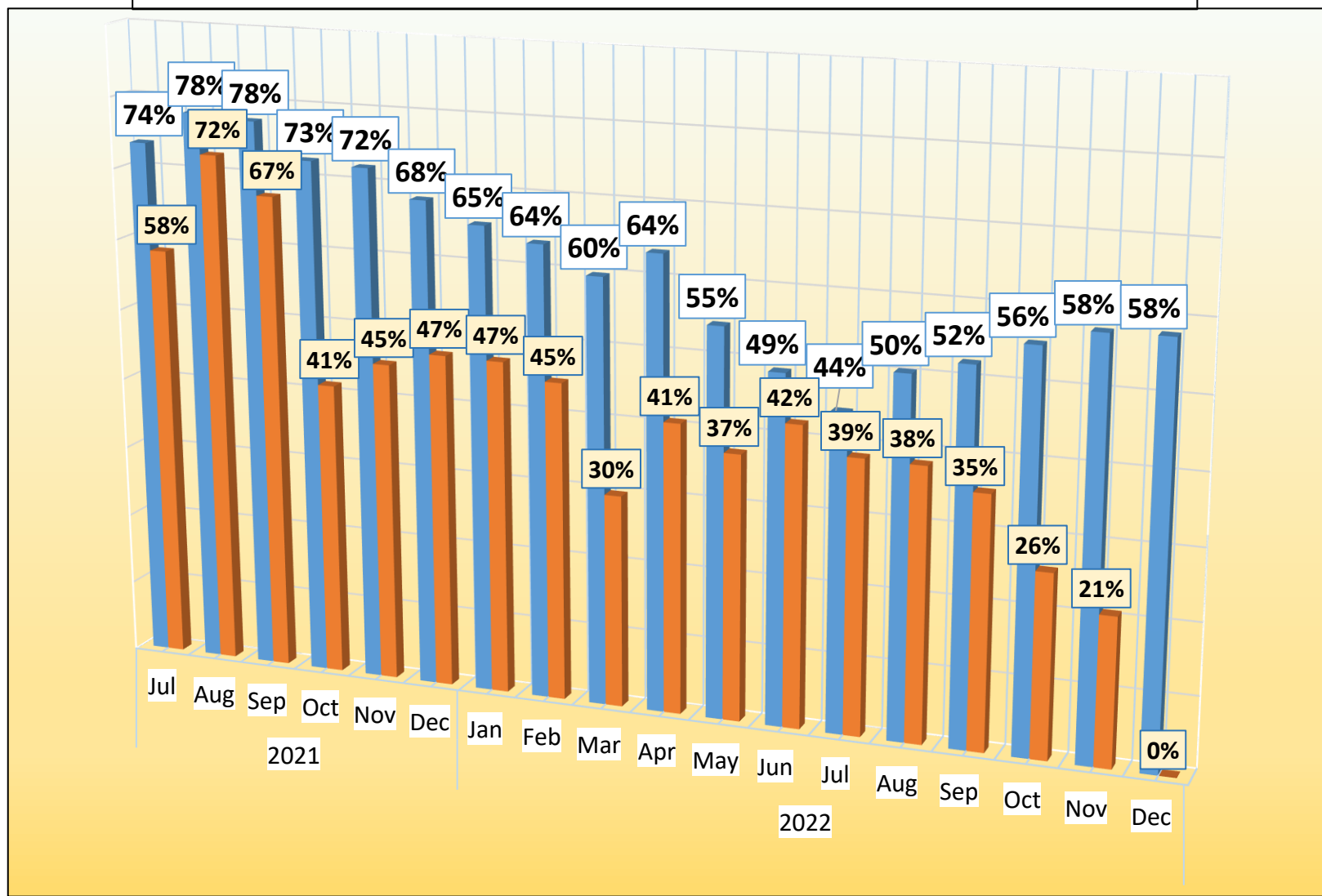
Dec 2021 to Dec 2022



**MHLA Renewal / Re-Enrollment Rates By Month - FY 21-22 & FY 22-23 ( All Community Partners Combined)**

■ Renewal Rate

■ % of Non-Renewals for the Month That Re-Enrolled Later (All Months Updated)



**How Many MHLA Members Does Each Community Partner Have?**  
*MHLA Enrollment Table By Community Partner - December 2022*

	Community Partner (A to Z)	# of MHLA Members			How Much Has Changed?		
		Last year	Last Month	Current	Since Last Month	Since Last Year	
		December 2021	November 2022	December 2022			
1	AAA COMPREHENSIVE HEALTHCARE, INC.	0	8	8	0.0% Increase ↑	N/A Increase ↑	
2	ALL FOR HEALTH, HEALTH FOR ALL, INC.	342	107	107	0.0% Increase ↑	-68.7% Decrease ↓	
3	ALL INCLUSIVE COMMUNITY HEALTH CENTER	527	416	416	0.0% Increase ↑	-21.1% Decrease ↓	
4	ALTAMED HEALTH SERVICES CORPORATION	3,315	1,338	1,338	0.0% Increase ↑	-59.6% Decrease ↓	
5	APLA HEALTH AND WELLNESS	184	199	199	0.0% Increase ↑	+8.2% Increase ↑	
6	ARROYO VISTA FAMILY HEALTH FOUNDATION	2,995	1,490	1,490	0.0% Increase ↑	-50.3% Decrease ↓	
7	ASIAN PACIFIC HEALTH CARE VENTURE, INC.	2,387	1,174	1,174	0.0% Increase ↑	-50.8% Decrease ↓	
8	BARTZ-ALTADONNA COMMUNITY HEALTH CENTER	622	551	551	0.0% Increase ↑	-11.4% Decrease ↓	
9	BEHAVIORAL HEALTH SERVICES, INC.	197	194	194	0.0% Increase ↑	-1.5% Decrease ↓	
10	BENEVOLENCE INDUSTRIES, INCORPORATED	591	448	448	0.0% Increase ↑	-24.2% Decrease ↓	
11	CENTER FOR FAMILY HEALTH AND EDUCATION, INC.	273	186	200	+7.5% Increase ↑	-26.7% Decrease ↓	
12	CENTRAL CITY COMMUNITY HEALTH CENTER, INC.	1,318	785	788	+0.4% Increase ↑	-40.2% Decrease ↓	
13	CENTRAL NEIGHBORHOOD HEALTH FOUNDATION	450	157	152	-3.2% Decrease ↓	-66.2% Decrease ↓	
14	CHINATOWN SERVICE CENTER	154	54	57	+5.6% Increase ↑	-63.0% Decrease ↓	
15	CLINICA MSR. OSCAR A. ROMERO	3,785	1,850	1,908	+3.1% Increase ↑	-49.6% Decrease ↓	

Los Angeles County - Department of Health Services  
My Health LA - Monthly Enrollment Report

16	COMMUNITY HEALTH ALLIANCE OF PASADENA	2,062	1,096	1,094	-0.2% Decrease ↓	-46.9% Decrease ↓
17	COMPREHENSIVE COMMUNITY HEALTH CENTERS, INC.	3,517	2,389	2,370	-0.8% Decrease ↓	-32.6% Decrease ↓
18	EAST VALLEY COMMUNITY HEALTH CENTER, INC.	4,282	2,014	2,030	+0.8% Increase ↑	-52.6% Decrease ↓
19	EL PROYECTO DEL BARRIO, INC.	3,880	2,373	2,436	+2.7% Increase ↑	-37.2% Decrease ↓
20	FAMILY HEALTH CARE CENTERS OF GREATER LOS ANGELES, INC.	4,034	2,041	2,030	-0.5% Decrease ↓	-49.7% Decrease ↓
21	GARFIELD HEALTH CENTER	140	36	35	-2.8% Decrease ↓	-75.0% Decrease ↓
22	HARBOR COMMUNITY CLINIC	815	513	494	-3.7% Decrease ↓	-39.4% Decrease ↓
23	HERALD CHRISTIAN HEALTH CENTER	83	39	38	-2.6% Decrease ↓	-54.2% Decrease ↓
24	JWCH INSTITUTE, INC.	9,922	5,251	5,285	+0.6% Increase ↑	-46.7% Decrease ↓
25	KEDREN COMMUNITY HEALTH CENTER, INC.	182	91	86	-5.5% Decrease ↓	-52.7% Decrease ↓
26	KHEIR CLINIC	1,906	863	843	-2.3% Decrease ↓	-55.8% Decrease ↓
27	LOS ANGELES CHRISTIAN HEALTH CENTERS	1,246	828	840	+1.4% Increase ↑	-32.6% Decrease ↓
28	LOS ANGELES LGBT CENTER	26	14	16	+14.3% Increase ↑	-38.5% Decrease ↓
29	NORTHEAST VALLEY HEALTH CORP.	10,090	5,963	5,908	-0.9% Decrease ↓	-41.4% Decrease ↓
30	PEDIATRIC AND FAMILY MEDICAL CENTER, DBA EISNER PEDIATRIC & FAMILY MEDICAL CENTER	3,925	2,145	2,136	-0.4% Decrease ↓	-45.6% Decrease ↓
31	POMONA COMMUNITY HEALTH CENTER	647	323	315	-2.5% Decrease ↓	-51.3% Decrease ↓
32	QUEENSCARE HEALTH CENTERS	5,295	2,354	2,333	-0.9% Decrease ↓	-55.9% Decrease ↓
33	SAMUEL DIXON FAMILY HEALTH CENTER, INC.	571	184	192	+4.3% Increase ↑	-66.4% Decrease ↓
34	SAN FERNANDO COMMUNITY HOSPITAL DBA SAN FERNANDO CHC	1,131	474	459	-3.2% Decrease ↓	-59.4% Decrease ↓

Part C: How Many MHLA Members Does Each Community Partner Have?

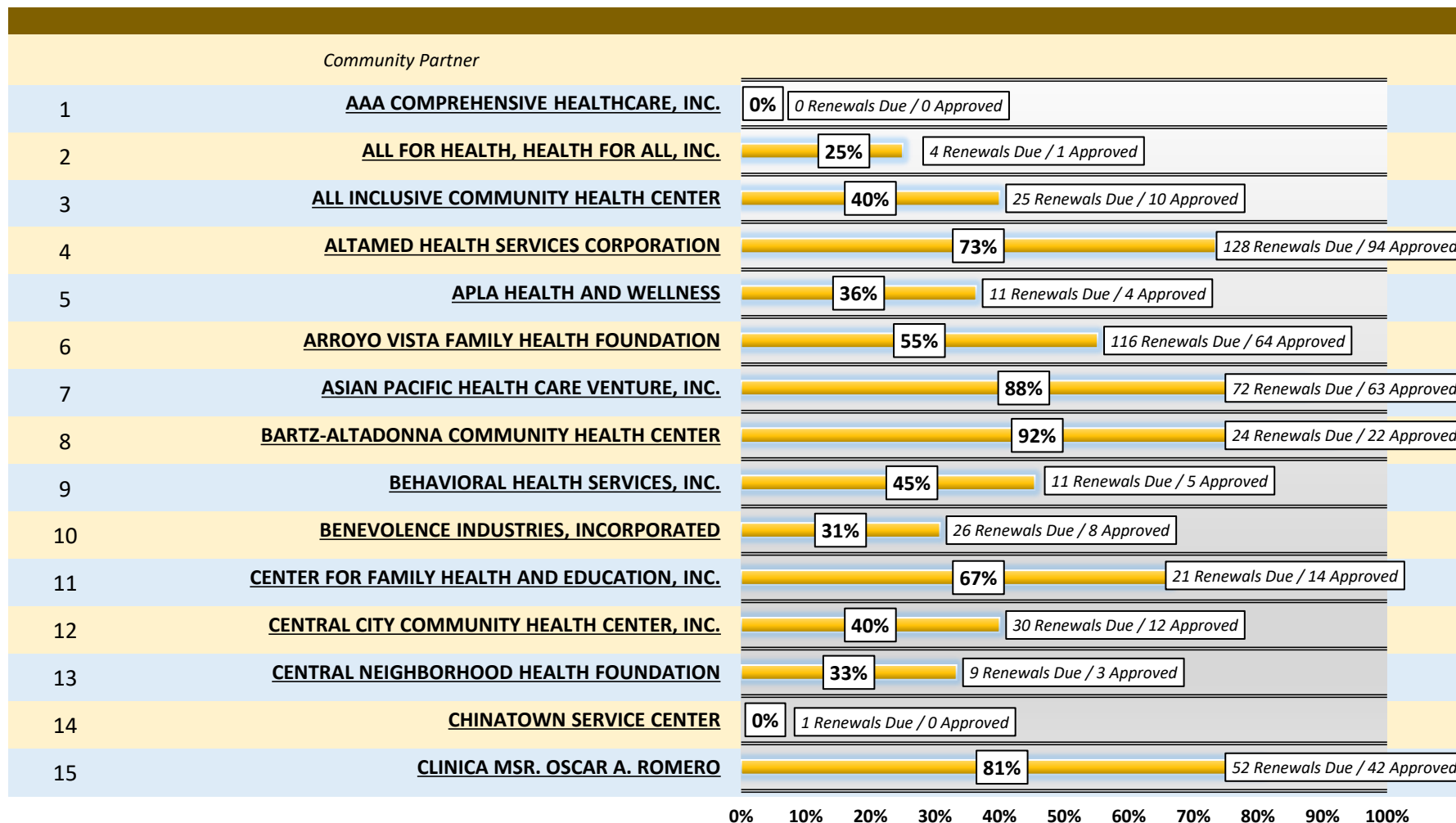
Los Angeles County - Department of Health Services  
My Health LA - Monthly Enrollment Report

35	SOUTH CENTRAL FAMILY HEALTH CENTER	5,192	2,999	3,021	+0.7% Increase ↑	-41.8% Decrease ↓
36	ST. JOHN'S WELL CHILD AND FAMILY CENTER, INC.	23,999	13,012	12,777	-1.8% Decrease ↓	-46.8% Decrease ↓
37	TARZANA TREATMENT CENTER, INC.	947	505	507	+0.4% Increase ↑	-46.5% Decrease ↓
38	THE ACHIEVABLE FOUNDATION	32	21	20	-4.8% Decrease ↓	-37.5% Decrease ↓
39	THE CHILDREN'S CLINIC, SERVING CHILDREN AND THEIR FAMILIES	3,102	1,519	1,509	-0.7% Decrease ↓	-51.4% Decrease ↓
40	THE CLINIC, INC.	1,402	697	668	-4.2% Decrease ↓	-52.4% Decrease ↓
41	THE LOS ANGELES FREE CLINIC, DBA SABAN COMMUNITY CLINIC	4,973	2,497	2,511	+0.6% Increase ↑	-49.5% Decrease ↓
42	THE NORTHEAST COMMUNITY CLINIC	1,559	579	548	-5.4% Decrease ↓	-64.8% Decrease ↓
43	UNIVERSAL COMMUNITY HEALTH CENTER	169	127	128	+0.8% Increase ↑	-24.3% Decrease ↓
44	UNIVERSITY MUSLIM MEDICAL ASSOCIATION, INC. (UMMA)	1,164	522	499	-4.4% Decrease ↓	-57.1% Decrease ↓
45	VALLEY COMMUNITY HEALTHCARE	5,228	2,500	2,456	-1.8% Decrease ↓	-53.0% Decrease ↓
46	VENICE FAMILY CLINIC	7,785	3,733	3,653	-2.1% Decrease ↓	-53.1% Decrease ↓
47	VIA CARE COMMUNITY HEALTH CENTER, INC.	2,416	1,527	1,536	+0.6% Increase ↑	-36.4% Decrease ↓
48	WATTS HEALTHCARE CORP.	583	286	292	+2.1% Increase ↑	-49.9% Decrease ↓
49	WESTSIDE FAMILY HEALTH CENTER	362	159	138	-13.2% Decrease ↓	-61.9% Decrease ↓
50	WHITE MEMORIAL COMMUNITY HEALTH CENTER	373	343	341	-0.6% Decrease ↓	-8.6% Decrease ↓
51	WILMINGTON COMMUNITY CLINIC	1,750	914	924	+1.1% Increase ↑	-47.2% Decrease ↓
	Total	131,930	69,888	69,498	-0.6% Decrease ↓	-47.3% Decrease ↓

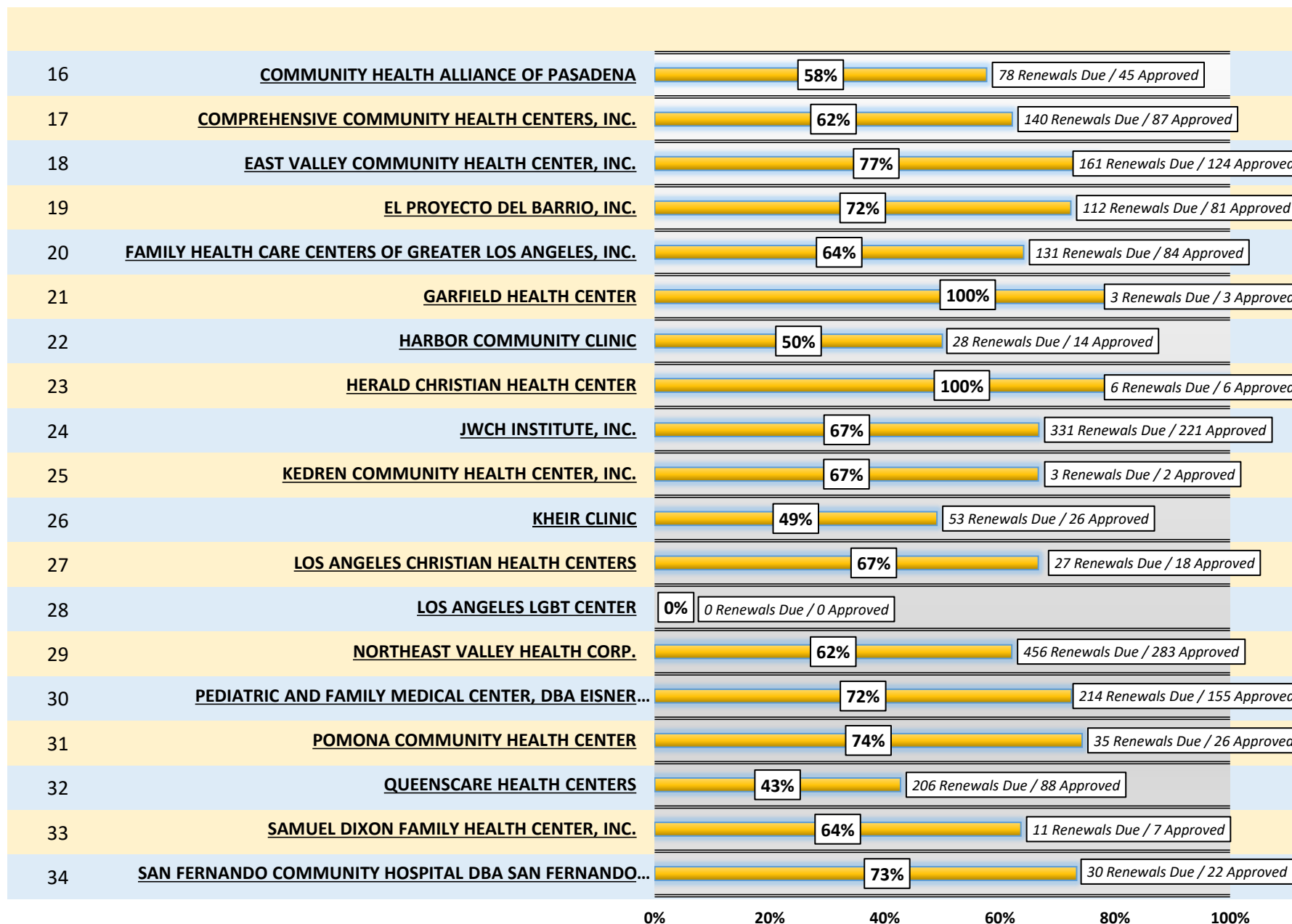
## How Many Renewed Their Application?

### Renewal Rate By Community Partner - December 2022

( A to Z )



Continued On Next Page



Continued On Next Page



