



My Health LA
Monthly Enrollment Report
May 2022

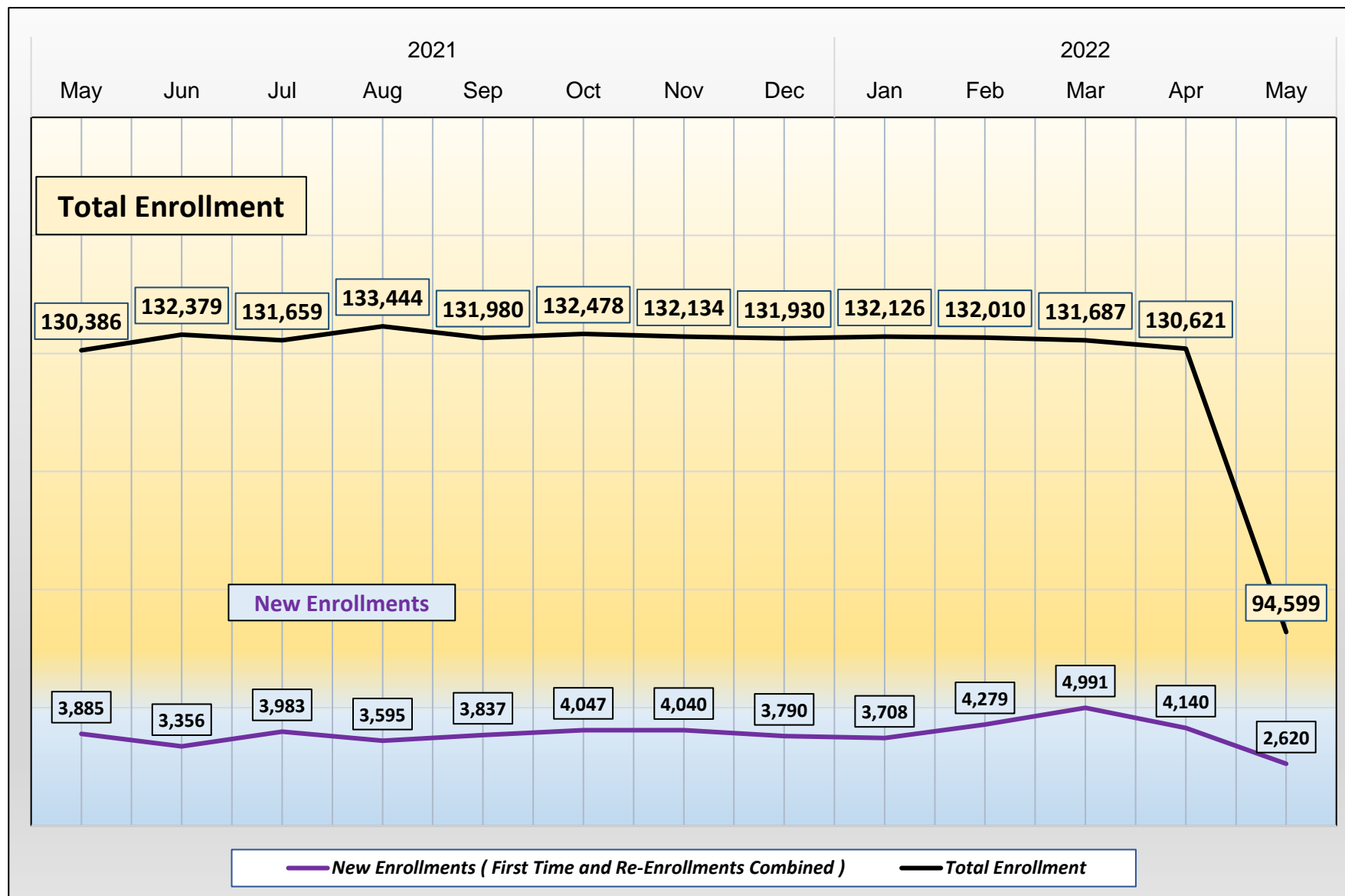
Table of Contents

A.	MHLA Total Enrollment and New Enrollments By Month <i>All Community Partners Combined</i>	2
B.	MHLA Renewal / Re-Enrollment Rates By Month <i>All Community Partners Combined</i>	3
C.	How Many MHLA Members Does Each Community Partner Have? <i>MHLA Enrollment Table By Community Partner - May 2022</i>	4
D.	How Many Renewed Their Application? <i>Renewal Rate By Community Partner - May 2022</i>	7

MHLA Total Enrollment and New Enrollments By Month

All Community Partners Combined

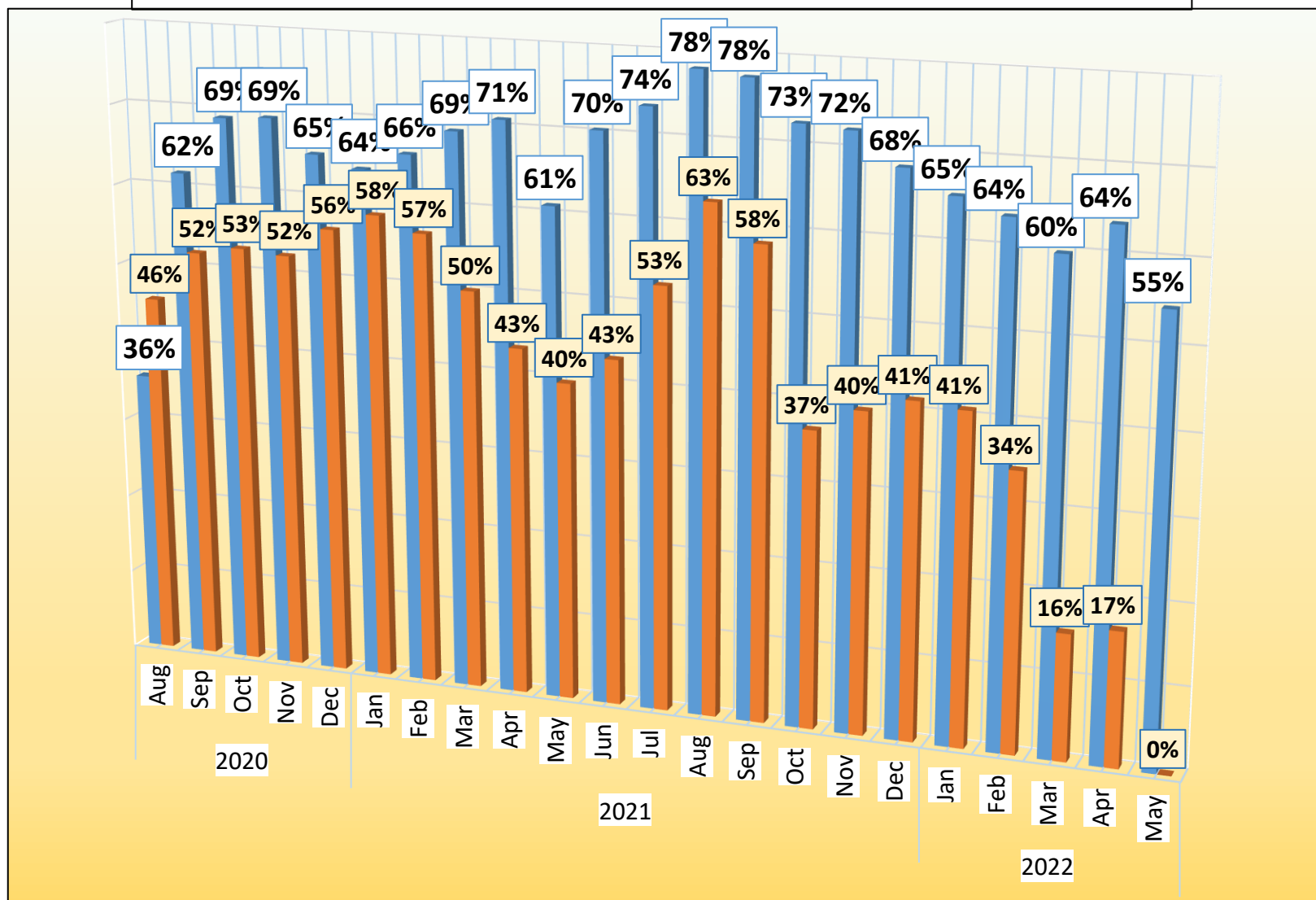
May 2021 to May 2022



MHLA Renewal / Re-Enrollment Rates By Month - FY 20-21 & FY 21-22 (All Community Partners Combined)

■ Renewal Rate

■ % of Non-Renewals for the Month That Re-Enrolled Later (All Months Updated)



How Many MHLA Members Does Each Community Partner Have?
MHLA Enrollment Table By Community Partner - May 2022

	Community Partner (A to Z)	# of MHLA Members			How Much Has Changed?	
		Last year	Last Month	Current	Since Last Month	Since Last Year
		May 2021	April 2022	May 2022		
1	AAA COMPREHENSIVE HEALTHCARE, INC.	78	10	14	0.0% Increase ↑	0.0% Increase ↑
2	ALL FOR HEALTH, HEALTH FOR ALL, INC.	322	287	174	-39.4% Decrease ↓	-46.0% Decrease ↓
3	ALL INCLUSIVE COMMUNITY HEALTH CENTER	347	609	468	-23.2% Decrease ↓	+34.9% Increase ↑
4	ALTAMED HEALTH SERVICES CORPORATION	3,509	3,186	2,087	-34.5% Decrease ↓	-40.5% Decrease ↓
5	APLA HEALTH AND WELLNESS	175	199	177	-11.1% Decrease ↓	+1.1% Increase ↑
6	ARROYO VISTA FAMILY HEALTH FOUNDATION	2,960	2,949	2,397	-18.7% Decrease ↓	-19.0% Decrease ↓
7	ASIAN PACIFIC HEALTH CARE VENTURE, INC.	2,165	2,412	1,430	-40.7% Decrease ↓	-33.9% Decrease ↓
8	BARTZ-ALTADONNA COMMUNITY HEALTH CENTER	489	721	529	-26.6% Decrease ↓	+8.2% Increase ↑
9	BEHAVIORAL HEALTH SERVICES, INC.	146	208	188	-9.6% Decrease ↓	+28.8% Increase ↑
10	BENEVOLENCE INDUSTRIES, INCORPORATED	506	656	517	-21.2% Decrease ↓	+2.2% Increase ↑
11	CENTER FOR FAMILY HEALTH AND EDUCATION, INC.	215	320	208	-35.0% Decrease ↓	-3.3% Decrease ↓
12	CENTRAL CITY COMMUNITY HEALTH CENTER, INC.	1,339	1,377	1,077	-21.8% Decrease ↓	-19.6% Decrease ↓
13	CENTRAL NEIGHBORHOOD HEALTH FOUNDATION	453	437	311	-28.8% Decrease ↓	-31.3% Decrease ↓
14	CHINATOWN SERVICE CENTER	154	142	97	-31.7% Decrease ↓	-37.0% Decrease ↓
15	CLINICA MSR. OSCAR A. ROMERO	3,958	3,632	2,228	-38.7% Decrease ↓	-43.7% Decrease ↓

Los Angeles County - Department of Health Services
My Health LA - Monthly Enrollment Report

16	COMMUNITY HEALTH ALLIANCE OF PASADENA	2,088	2,015	1,661	-17.6% Decrease ↓	-20.5% Decrease ↓
17	COMPREHENSIVE COMMUNITY HEALTH CENTERS, INC.	3,000	3,674	2,907	-20.9% Decrease ↓	-3.1% Decrease ↓
18	EAST VALLEY COMMUNITY HEALTH CENTER, INC.	4,089	4,248	3,253	-23.4% Decrease ↓	-20.4% Decrease ↓
19	EL PROYECTO DEL BARRIO, INC.	3,822	3,818	2,346	-38.6% Decrease ↓	-38.6% Decrease ↓
20	FAMILY HEALTH CARE CENTERS OF GREATER LOS ANGELES, INC.	4,315	3,723	3,009	-19.2% Decrease ↓	-30.3% Decrease ↓
21	GARFIELD HEALTH CENTER	136	142	84	-40.8% Decrease ↓	-38.2% Decrease ↓
22	HARBOR COMMUNITY CLINIC	785	820	661	-19.4% Decrease ↓	-15.8% Decrease ↓
23	HERALD CHRISTIAN HEALTH CENTER	90	79	56	-29.1% Decrease ↓	-37.8% Decrease ↓
24	JWCH INSTITUTE, INC.	9,707	9,855	7,231	-26.6% Decrease ↓	-25.5% Decrease ↓
25	KEDREN COMMUNITY HEALTH CENTER, INC.	118	176	137	-22.2% Decrease ↓	+16.1% Increase ↑
26	KHEIR CLINIC	1,886	1,921	1,460	-24.0% Decrease ↓	-22.6% Decrease ↓
27	LOS ANGELES CHRISTIAN HEALTH CENTERS	1,155	1,373	1,032	-24.8% Decrease ↓	-10.6% Decrease ↓
28	LOS ANGELES LGBT CENTER	25	21	18	-14.3% Decrease ↓	-28.0% Decrease ↓
29	NORTHEAST VALLEY HEALTH CORP.	10,477	10,102	6,974	-31.0% Decrease ↓	-33.4% Decrease ↓
30	PEDIATRIC AND FAMILY MEDICAL CENTER, DBA EISNER PEDIATRIC & FAMILY MEDICAL CENTER	4,201	3,729	2,801	-24.9% Decrease ↓	-33.3% Decrease ↓
31	POMONA COMMUNITY HEALTH CENTER	550	694	543	-21.8% Decrease ↓	-1.3% Decrease ↓
32	QUEENSCARE HEALTH CENTERS	5,364	5,184	3,005	-42.0% Decrease ↓	-44.0% Decrease ↓
33	SAMUEL DIXON FAMILY HEALTH CENTER, INC.	577	575	441	-23.3% Decrease ↓	-23.6% Decrease ↓
34	SAN FERNANDO COMMUNITY HOSPITAL DBA SAN FERNANDO CHC	1,173	1,003	661	-34.1% Decrease ↓	-43.6% Decrease ↓

Part C: How Many MHLA Members Does Each Community Partner Have?

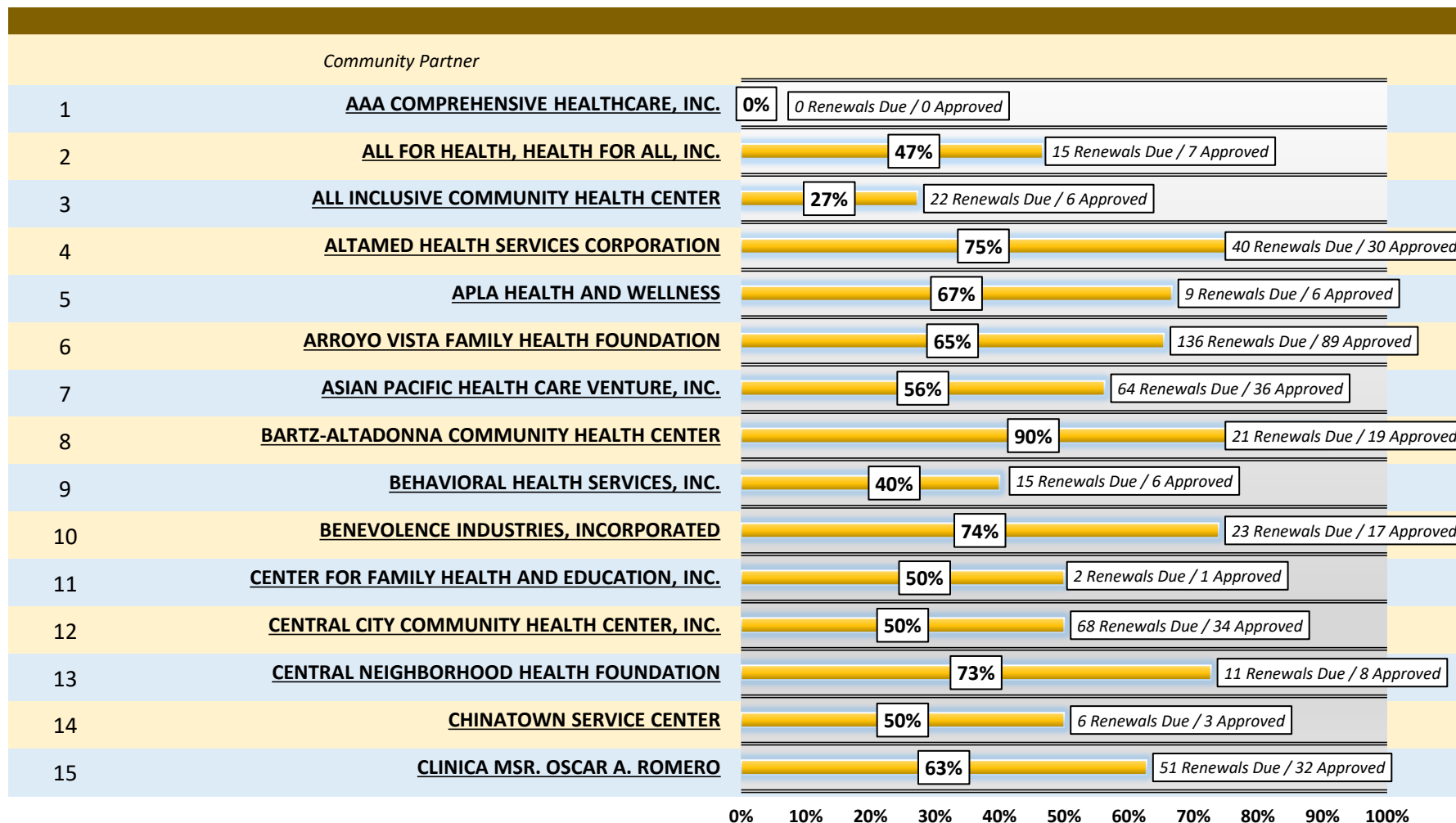
Los Angeles County - Department of Health Services
My Health LA - Monthly Enrollment Report

35	SOUTH CENTRAL FAMILY HEALTH CENTER	4,903	5,140	3,458	-32.7% Decrease ↓	-29.5% Decrease ↓
36	ST. JOHN'S WELL CHILD AND FAMILY CENTER, INC.	22,634	23,900	18,197	-23.9% Decrease ↓	-19.6% Decrease ↓
37	TARZANA TREATMENT CENTER, INC.	962	960	671	-30.1% Decrease ↓	-30.2% Decrease ↓
38	THE ACHIEVABLE FOUNDATION	31	29	27	-6.9% Decrease ↓	-12.9% Decrease ↓
39	THE CHILDREN'S CLINIC, SERVING CHILDREN AND THEIR FAMILIES	3,320	3,065	1,988	-35.1% Decrease ↓	-40.1% Decrease ↓
40	THE CLINIC, INC.	1,452	1,355	1,096	-19.1% Decrease ↓	-24.5% Decrease ↓
41	THE LOS ANGELES FREE CLINIC, DBA SABAN COMMUNITY CLINIC	5,380	4,824	3,531	-26.8% Decrease ↓	-34.4% Decrease ↓
42	THE NORTHEAST COMMUNITY CLINIC	1,685	1,395	877	-37.1% Decrease ↓	-48.0% Decrease ↓
43	UNIVERSAL COMMUNITY HEALTH CENTER	139	170	144	-15.3% Decrease ↓	+3.6% Increase ↑
44	UNIVERSITY MUSLIM MEDICAL ASSOCIATION, INC. (UMMA)	1,155	1,148	749	-34.8% Decrease ↓	-35.2% Decrease ↓
45	VALLEY COMMUNITY HEALTHCARE	5,444	5,011	3,257	-35.0% Decrease ↓	-40.2% Decrease ↓
46	VENICE FAMILY CLINIC	3,894	7,761	6,057	-22.0% Decrease ↓	+55.5% Increase ↑
47	VIA CARE COMMUNITY HEALTH CENTER, INC.	2,118	2,370	1,940	-18.1% Decrease ↓	-8.4% Decrease ↓
48	WATTS HEALTHCARE CORP.	636	581	412	-29.1% Decrease ↓	-35.2% Decrease ↓
49	WESTSIDE FAMILY HEALTH CENTER	367	342	232	-32.2% Decrease ↓	-36.8% Decrease ↓
50	WHITE MEMORIAL COMMUNITY HEALTH CENTER	349	460	380	-17.4% Decrease ↓	+8.9% Increase ↑
51	WILMINGTON COMMUNITY CLINIC	1,851	1,813	1,401	-22.7% Decrease ↓	-24.3% Decrease ↓
	Total	130,386	130,621	94,599	-27.6% Decrease ↓	-27.4% Decrease ↓

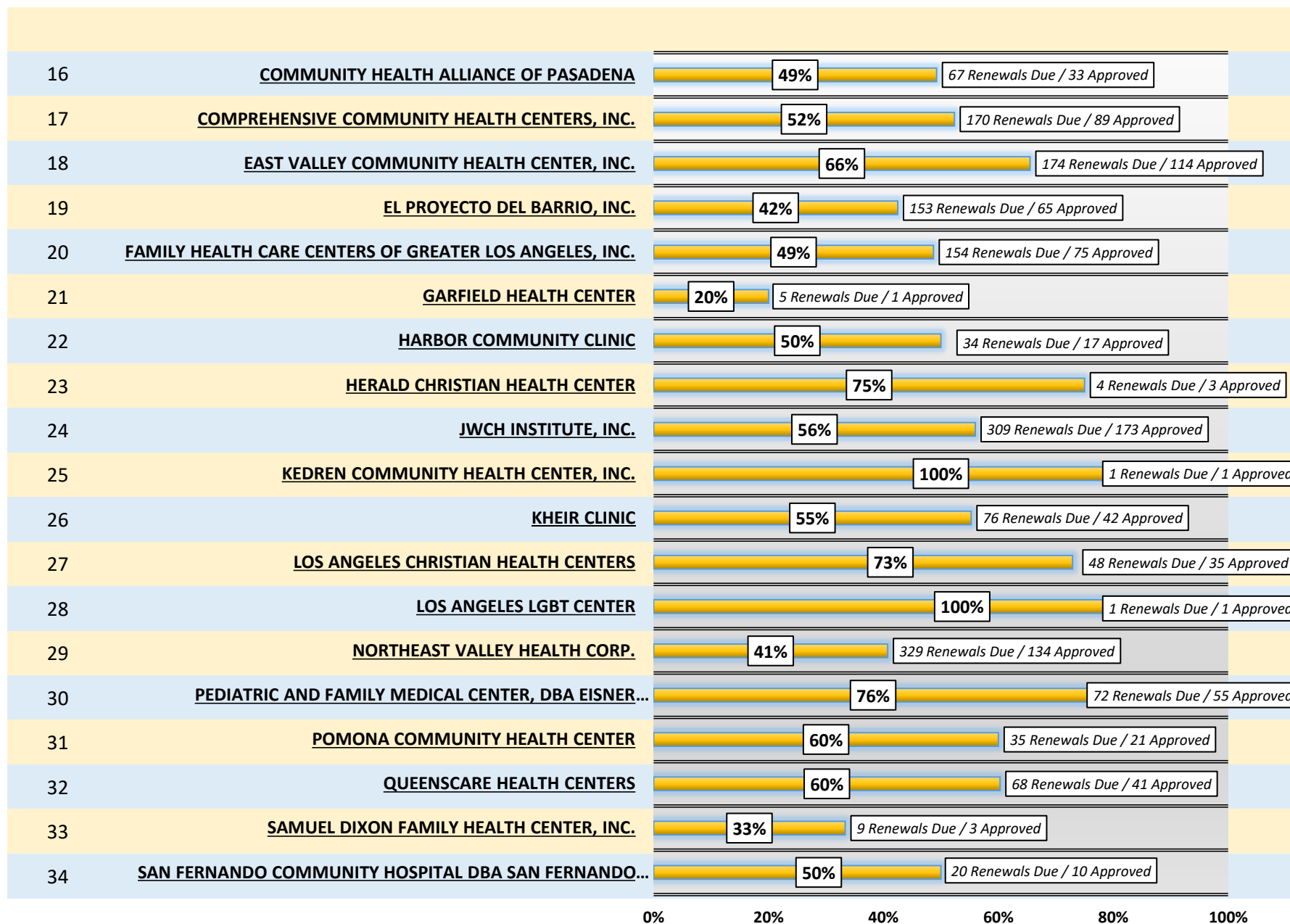
How Many Renewed Their Application?

Renewal Rate By Community Partner - May 2022

(A to Z)



Continued On Next Page



Continued On Next Page

